

MA




HOW TO
KNOW
THE FERNS

BY FRANCES
THEODORA
PARSONS
AUTHOR OF
HOW TO KNOW
THE WILD
FLOWERS


GIFT TO THE
WELLESLEY COLLEGE LIBRARY
FROM THE
WELLESLEY COLLEGE
FRIENDS OF HORTICULTURE



GIFT OF
LUCY LEE (WRIGHT) KILBOURNE '29



Digitized by the Internet Archive
in 2016 with funding from
Boston Library Consortium Member Libraries



“The cheerful community of the polypody.”

How to Know the Ferns

A GUIDE

TO THE NAMES, HAUNTS, AND HABITS OF
OUR COMMON FERNS

By

Frances Theodora Parsons

*Author of "How to Know the Wild Flowers,"
"According to Season," etc.*

Illustrated by

Marion Satterlee and Alice Josephine Smith

SIXTH EDITION

New York

CHARLES SCRIBNER'S SONS

1911

Gift of Lucy Lee (Wright) Kilbourne '29

Copyright, 1899, by
Charles Scribner's Sons

Science Library

QK

525

P26

1911



TO
J. R. P.

"If it were required to know the position of the fruit-dots & the character of the indusium, nothing could be easier than to ascertain it; but if it is required that you be affected by ferns, that they amount to anything, signify anything to you, that they be another sacred scripture and revelation to you, helping to redeem your life, this end is not so easily accomplished."

—THOREAU

PREFACE

Since the publication, six years ago, of "How to Know the Wild Flowers," I have received such convincing testimony of the eagerness of nature-lovers of all ages and conditions to familiarize themselves with the inhabitants of our woods and fields, and so many assurances of the joy which such a familiarity affords, that I have prepared this companion volume on "How to Know the Ferns." It has been my experience that the world of delight which opens before us when we are admitted into some sort of intimacy with our companions other than human is enlarged with each new society into which we win our way.

It seems strange that the abundance of ferns everywhere has not aroused more curiosity as to their names, haunts, and habits. Add to this abundance the incentive to their study afforded by the fact that owing to the comparatively small number of species we can familiarize ourselves with a large

PREFACE

proportion of our native ferns during a single summer, and it is still more surprising that so few efforts have been made to bring them within easy reach of the public.

I wish to acknowledge my indebtedness to the many books on our native ferns which I have consulted, but more especially to Gray's "Manual," to Eaton's "Ferns of North America," to the "Illustrated Flora" of Messrs. Britton and Brown, to Mr. Underwood's "Our Native Ferns," to Mr. Williamson's "Ferns of Kentucky," to Mr. Dodge's "Ferns and Fern Allies of New England," and to that excellent little quarterly, which I recommend heartily to all fern-lovers, the "Fern Bulletin," edited by Mr. Willard Clute, of Binghamton, N. Y.

To the State Botanist, Dr. Charles H. Peck, who has kindly read the proof-sheets of this book, I am indebted for many suggestions; also to Mr. Arthur G. Clement, of the University of the State of New York.

To Miss Marion Satterlee thanks are due not only for many suggestions, but also for the descriptions of the Woodwardias.

The pen-and-ink illustrations are all from original drawings by Miss Satterlee and Miss Alice Jose-

PREFACE

phine Smith. The photographs have been furnished by Miss Murray Ledyard, Miss Madeline Smith, and Mr. Augustus Pruyn.

In almost all cases I have followed the nomenclature of Gray's "Manual" as being the one which would be familiar to the majority of my readers, giving in parentheses that used in the "Illustrated Flora" of Messrs. Britton and Brown.

FRANCES THEODORA PARSONS

ALBANY, March 6, 1899

"The more thou learnest to know and to enjoy, the more full and complete will be for thee the delight of living."

CONTENTS

	<i>Page</i>
<i>Preface</i>	vii
<i>Ferns as a Hobby</i>	1
<i>When and Where to Find Ferns</i>	15
<i>Explanation of Terms</i>	28
<i>Fertilization, Development, and Fructification of Ferns</i>	32
<i>Notable Fern Families</i>	36
<i>How to Use the Book</i>	38
<i>Guide</i>	40
<i>Fern Descriptions:</i>	
<i>Group I.</i>	54
<i>Group II.</i>	67
<i>Group III.</i>	87
<i>Group IV.</i>	105
<i>Group V.</i>	120
<i>Group VI.</i>	159

CONTENTS

	<i>Page</i>
<i>Index to Latin Names</i>	211
<i>Index to English Names</i>	213
<i>Index to Technical Terms</i>	215

LIST OF PLATES

** The actual sizes of ferns are not given in the illustrations. For this information see the corresponding description.

PLATE	PAGE
I. SENSITIVE FERN, . . . <i>Onoclea sensibilis</i> , . . .	57
II. OSTRICH FERN, . . . <i>Onoclea Struthiopteris</i> , . . .	59
III. CINNAMON FERN, . . . <i>Osmunda cinnamomea</i> , . . .	61
IV. CURLY GRASS, . . . <i>Schizæa pusilla</i> ,	65
V. ROYAL FERN, . . . <i>Osmunda regalis</i> , . . .	69
VI. INTERRUPTED FERN, . . . <i>Osmunda Claytoniana</i> , . . .	73
VII. ADDER'S TONGUE, . . . <i>Ophioglossum vulgatum</i> , . . .	79
VIII. TERNATE GRAPE FERN, <i>Botrychium ternatum</i> , . . .	83
IX. MOONWORT, <i>Botrychium Lunaria</i> , . . .	85
LANCE-LEAVED GRAPE FERN, <i>Botrychium lanceolatum</i> , . . .	85
X. PURPLE CLIFF BRAKE, . . . <i>Pellæa atropurpurea</i> , . . .	91
XI. NARROW-LEAVED SPLEENWORT, <i>Asplenium angustifolium</i> , . . .	99
XII. NET-VEINED CHAIN FERN, <i>Woodwardia angustifolia</i> , . . .	103
XIII. HAIRY LIP FERN, . . . <i>Cheilanthes vestita</i> , . . .	113
XIV. HAY-SCENTED FERN, . . . <i>Dicksonia pilosiuscula</i> , . . .	115
XV. LADY FERN, <i>Asplenium Filix-femina</i> , . . .	121
XVI. SILVERY SPLEENWORT, . . . <i>Asplenium thelypteroides</i> , . . .	125
XVII. RUE SPLEENWORT, . . . <i>Asplenium Ruta-muraria</i> . . .	127
XVIII. MOUNTAIN SPLEEN- WORT, <i>Asplenium montanum</i> , . . .	131
XIX. EBONY SPLEENWORT, . . . <i>Asplenium ebeneum</i> , . . .	135
XXI. SCOTT'S SPLEENWORT, . . . <i>Asplenium ebenoides</i> , . . .	141
XX. GREEN SPLEENWORT, . . . <i>Asplenium viride</i> ,	139
XXII. PINNATIFID SPLEEN- WORT, <i>Asplenium pinnatifidum</i> , . . .	143
XXIII. BRADLEY'S SPLEEN- WORT, <i>Asplenium Bradleyi</i> , . . .	145

LIST OF PLATES

PLATE	PAGE
XXIV. VIRGINIA CHAIN FERN, <i>Woodwardia Virginica</i> , . . .	157
XXV. NEW YORK FERN, . . . <i>Aspidium Noveboracense</i> , . . .	161
XXVI. MARSH FERN, . . . <i>Aspidium Thelypteris</i> , . . .	163
XXVII. SPINULOSE WOOD FERN, <i>Aspidium spinulosum</i> , var. <i>intermedium</i> ,	165
XXVIII. BOOTT'S SHIELD FERN, <i>Aspidium Boottii</i> ,	167
XXIX. CRESTED SHIELD FERN, <i>Aspidium cristatum</i> ,	169
XXX. CLINTON'S WOOD FERN, <i>Aspidium cristatum</i> , var. <i>Clintonianum</i> ,	171
XXXI. GOLDIE'S FERN, . . . <i>Aspidium Goldianum</i> , . . .	173
XXXII. EVERGREEN WOOD FERN, <i>Aspidium marginale</i> , . . .	175
XXXIII. FRAGRANT SHIELD FERN, <i>Aspidium fragrans</i> , . . .	179
XXXIV. BRAUN'S HOLLY FERN, <i>Aspidium aculeatum</i> , var. <i>Braunii</i> ,	183
XXXV. BROAD BEECH FERN, <i>Phegopteris hexagonoptera</i> , . . .	189
XXXVI. OAK FERN, <i>Phegopteris Dryopteris</i> , . . .	191
XXXVII. BULBLET BLADDER FERN, <i>Cystopteris bulbifera</i> , . . .	195
XXXVIII. FRAGILE BLADDER FERN, <i>Cystopteris fragilis</i> , . . .	197
XXXIX. RUSTY WOODSIA, . . . <i>Woodsia Ilvensis</i> ,	199
XL. BLUNT-LOBED WOOD- SIA, <i>Woodsia obtusa</i> ,	201
XLI. NORTHERN WOODSIA, <i>Woodsia hyperborea</i> , . . .	205
XLII. SMOOTH WOODSIA, . . . <i>Woodsia glabella</i> ,	207

LIST OF ILLUSTRATIONS

<i>"The cheerful community of the polypody"</i> Frontispiece <i>From a photograph by Miss Madeline Smith.</i>	Page xvi
<i>"The greatest charm the ferns possess is that of their surroundings"</i> 12 <i>From a photograph by Mr. Augustus Pruyn.</i>	12
Fiddleheads	18
Fragile Bladder Fern	19
Crested Shield Fern	20
Purple Cliff Brake	22
Ternate Grape Fern	24
Evergreen Wood Fern	27
Sensitive Fern	55
Cinnamon Fern	60
Royal Fern	68
Interrupted Fern	74
Climbing Fern	75
Rattlesnake Fern	80
Slender Cliff Brake	89
<i>"The unpromising wall of rock which rose beside us"</i> 94 <i>From a photograph by Miss Ledyard</i>	94

LIST OF ILLUSTRATIONS

	<i>Page</i>
<i>More compound frond of Purple Cliff Brake</i>	95
<i>Christmas Fern</i>	97
<i>Narrow-leaved Spleenwort</i>	98
<i>Brake</i>	106
<i>Maidenhair</i>	110
<i>Mountain Spleenwort</i>	130
<i>Mountain Spleenwort</i>	132
<i>“ In the shaded crevices of a cliff ”</i>	132
<i>From a photograph by Miss Madeline Smith.</i>	
<i>Maidenhair Spleenwort</i>	137
<i>Walking Leaf</i>	146
<i>“ We fairly gloated over the quaint little plants ”</i>	148
<i>From a photograph by Miss Ledyard.</i>	
<i>Hart’s Tongue</i>	151
<i>Marsh Fern</i>	162
<i>“ Like the plumes of departing Summer ”</i>	178
<i>From a photograph by Miss Madeline Smith.</i>	
<i>Common Polypody</i>	184
<i>Long Beech Fern</i>	187
<i>Oak Fern</i>	191
<i>Bulblet Bladder Fern</i>	194

How to Know the Ferns



New York Fern

FERNS AS A HOBBY

I THINK it is Charles Lamb who says that every man should have a hobby, if it be nothing better than collecting strings. A man with a hobby turns to account the spare moments. A holiday is a delight instead of a bore to a man with a hobby. Thrown out of his usual occupations on a holiday, the average man is at a loss for employment. Provided his neighbors are in the same fix, he can play cards. But there are hobbies and hobbies. As an occasional relaxation, for example, nothing can be said against card-playing. But as a hobby it is not much better than "collecting strings." It is neither broadening mentally nor invigorating physically, and it closes the door upon other interests which are both. I remember that once, on a long sea-voyage, I envied certain of my fellow-passengers who found amusement in cards when the conditions were such as to make almost any other occupation out of the question. But when finally the ship's course lay along a strange coast, winding among unfamiliar islands, by shores luxuriant with tropical vegetation and sprinkled with strange settlements, all affording de-

light to the eye and interest to the mind, these players who had come abroad solely for instruction and pleasure could not be enticed from their tables, and I thanked my stars that I had not fallen under the stultifying sway of cards. Much the same gratitude is aroused when I see men and women spending precious summer days indoors over the card-table when they might be breathing the fragrant, life-giving air, and rejoicing in the beauty and interest of the woods and fields.

All things considered, a hobby that takes us out of doors is the best. The different open-air sports may be classed under this head. The chief lack in the artificial sports, such as polo, golf, baseball, etc., as opposed to the natural sports, hunting and fishing, is that while they are invaluable as a means of health and relaxation, they do not lead to other and broader interests, while many a boy-hunter has developed into a naturalist as a result of long days in the woods. Hunting and fishing would seem almost perfect recreations were it not for the life-taking element, which may become brutalizing. I wish that every mother who believes in the value of natural sport for her young boys would set her face sternly against any taking of life that cannot be justified on the ground of man's needs, either in the way of protection or support.

The ideal hobby, it seems to me, is one that keeps us in the open air among inspiring surroundings, with the knowledge of natural objects as the end in view. The study of plants, of animals, of the earth

itself, botany, zoölogy, or geology, any one of these will answer the varied requirements of an ideal hobby. Potentially they possess all the elements of sport. Often they require not only perseverance and skill but courage and daring. They are a means of health, a relaxation to the mind from ordinary cares, and an absorbing interest. Any one of them may be used as a doorway to the others.

If parents realized the value to their childrens' minds and bodies of a love for plants and animals, of any such hobby as birds or butterflies or trees or flowers, I am sure they would take more pains to encourage the interest which instinctively a child feels in these things. It must be because such realization is lacking that we see parents apparently either too indolent or too ignorant to share the enthusiasm and to satisfy the curiosity awakened in the child's active mind by natural objects.

Of course it is possible that owing to the strange reticence of many children, parents may be unconscious of the existence of any enthusiasm or curiosity of this sort. As a little child I was so eager to know the names of the wild flowers that I went through my grandfather's library, examining book after book on flowers in the vain hope of acquiring the desired information. Always after more or less tedious reading, for I was too young to master tables of contents and introductions, I would discover that the volume under examination was devoted to garden flowers. But I do not remember that it occurred to me to tell anyone what I wanted or to ask

for help. Finally I learned that a book on the subject, written "for young people," was in existence, and I asked my mother to buy it for me. The request was gratified promptly and I plodded through the preliminary matter of "How Plants Grow" to find that I was quite unable to master the key, and that any knowledge of the flowers that could appeal to my child-mind was locked away from me as hopelessly as before. Even though my one expressed wish had been so gladly met, I did not confide to others my perplexity, but surrendered sadly a cherished dream. Owing largely, I believe, to the reaction from this disappointment, it was many years before I attempted again to wrestle with a botanical key, or to learn the names of the flowers.

How much was lost by yielding too easily to discouragement I not only realize now, but I realized it partially during the long period when the plants were nameless. Among the flowers whose faces were familiar though their names were unknown, I felt that I was not making the most of my opportunities. And when I met plants which were both new and nameless, I was a stranger indeed. In the English woods and along the lovely English rivers, by the rushing torrents and in the Alpine meadows of Switzerland, on the mountains of Brazil, I should have felt myself less an alien had I been able then as now to detect the kinship between foreign and North American plants, and to call the strangers by names that were at least partially familiar.

To the man or woman who is somewhat at home

in the plant-world, travel is quite a different thing from what it is to one who does not know a mint from a mustard. The shortest journey to a new locality is full of interest to the traveller who is striving to lengthen his list of plant acquaintances. The tedious waits around the railway station are welcomed as opportunities for fresh discoveries. The slow local train receives blessings instead of anathemas because of the superiority of its windows as posts of observation. The long stage ride is too short to satisfy the plant-lover who is keeping count of the different species by the roadside.

While crossing the continent on the Canadian Pacific Railway a few years ago, the days spent in traversing the vast plains east of the Rockies were days of keen enjoyment on account of the new plants seen from my window and gathered breathlessly for identification during the brief stops. But to most of my fellow-passengers they were days of unmitigated boredom. They could not comprehend the reluctance with which I met each nightfall as an interruption to my watch.

When, finally, one cold June morning we climbed the glorious Canadian Rockies and were driven to the hotel at Banff, where we were to rest for twenty-four hours, the enjoyment of the previous week was crowned by seeing the dining-room tables decorated with a flower which I had never succeeded in finding in the woods at home. It was the lovely little orchid, *Calypso borealis*, a shy, wild creature which had been brought to me from the

mountains of Vermont. It seemed almost desecration to force this little aristocrat to consort with the pepper-pots and pickles of a hotel dining-room. In my eagerness to see Calypso in her forest-home I could scarcely wait to eat the breakfast for which a few moments before I had been painfully hungry.

Unfortunately the waiters at Banff were proved as ruthless as vandals in other parts of the world. Among the pines that clothed the lower mountainsides I found many plants of Calypso, but only one or two of the delicate blossoms had been left to gladden the eyes of those who love to see a flower in the wild beauty of its natural surroundings.

That same eventful day had in store for me another delight as the result of my love for plants. For a long time I had wished to know the shooting-star, a flower with whose general appearance from pictures or from descriptions I was familiar. I knew that it grew in this part of the world, but during a careful search of the woods and meadows and of the banks of the rushing streams the only shooting-star I discovered was a faded blossom which someone had picked and flung upon the mountain-path. Late in the afternoon, having given up the hope of any fresh find, I went for a swim in the warm sulphur pool. While paddling about the clear water, revelling in the beauty of the surroundings and the sheer physical joy of the moment, my eyes fell suddenly on a cluster of pink, cyclamen-like blossoms springing from the opposite rocks. I recognized at once the pretty shooting-star.

FERNS AS A HOBBY

Two days later, at Glacier, I had another pleasure from the same source in the discovery of great beds of nodding golden lilies, the western species of adder's tongue, growing close to white fields of snow.

“Ten thousand saw I at a glance,
Tossing their heads in sprightly dance.”

The enjoyment of the entire trip to the Pacific coast, of the voyage among the islands and glaciers of Alaska, and of the journey home through the Yellowstone and across our Western prairies, was increased indescribably by the new plants I learned to know.

The pleasure we take in literature, as in travel, is enhanced by a knowledge of nature. Not only are we able better to appreciate writers on nature so original and inspiring as Thoreau, or so charming as John Burroughs, but such nature-loving poets as Wordsworth, Lowell, Bryant, and countless others, mean infinitely more to the man or woman who with a love of poetry combines a knowledge of the plants and birds mentioned in the poems.

Books of travel are usually far more interesting if we have some knowledge of botany and zoölogy. This is also true of biographies which deal with men or women who find either their work or their recreation—and how many men and women who have been powers for good may be counted in one class or the other—in some department of natural science.

One fascinating department of nature-study, that

of ferns, has received but little attention in this country. Within the last few years we have been supplied with excellent and inexpensive hand-books to our birds, butterflies, trees, and flowers. But so far as I know, with the exception of Mr. Williamson's little volume on the "Ferns of Kentucky," we have no book with sufficient text and illustrations within the reach of the brains and purse of the average fern-lover. In England one finds books of all sizes and prices on the English ferns, while our beautiful American ferns are almost unknown, owing probably to the lack of attractive and inexpensive fern literature. Eaton's finely illustrated work on the "Ferns of North America" is entirely out of the question on account of its expense; and the "Illustrated Flora" of Britton & Brown is also beyond the reach of the ordinary plant-lover. Miss Price's "Fern Collectors' Hand-book" is helpful, but it is without descriptive text. "Our Native Ferns and their Allies," by Mr. Underwood, is exhaustive and authoritative, but it is extremely technical and the different species are not illustrated. Mr. Dodge's pamphlet on the "Ferns and Fern Allies of New England" is excellent so far as it goes, the descriptions not being so technical as to confuse the beginner. But this also is not illustrated, while Mr. Knobel's pamphlet, "The Ferns and Evergreens of New England," has clear black-and-white illustrations of many species, but it has no text of importance.

In view of the singular grace and charm of the fern

tribe, patent to the most careless observer, this lack of fern literature is surprising. It is possible that Thoreau is right in claiming that "we all feel the ferns to be farther from us essentially and sympathetically than the phenogamous plants, the roses and weeds for instance." This may be true in spite of the fact that to some of us the charm of ferns is as great, their beauty more subtle, than that of the flowering plants, and to learn to know them by name, to trace them to their homes, and to observe their habits is attended with an interest as keen, perhaps keener, than that which attends the study of the names, haunts, and habits of the flowers.

That ferns possess a peculiar power of blinding their votaries to the actual position they occupy in the minds of people in general seems to me evidenced by the following quotations, taken respectively from Mr. Underwood's and Mr. Williamson's introductions.

So competent and coldly scientific an authority as Mr. Underwood opens his book with these words :

"In the entire vegetable world there are probably no forms of growth that attract more general notice than the Ferns."

The lack of fern literature, it seems to me, proves the fallacy of this statement. If ferns had been more generally noticed than other "forms of growth" in the vegetable world, surely more would have been written on the subject, and occasionally someone besides a botanist would be found who could

name correctly more than three or four of our common wayside ferns.

In his introduction to the "Ferns of Kentucky," Mr. Williamson asks: "Who would now think of going to the country to spend a few days, or even one day, without first inquiring whether ferns are to be found in the locality?"

Though for some years I have been interested in ferns and have made many all-day country expeditions with various friends, I do not remember ever to have heard this question asked. Yet that two such writers as Mr. Underwood and Mr. Williamson could imagine the existence of a state of things so contrary to fact, goes far to prove the fascination of the study.

To the practical mind one of the great advantages of ferns as a hobby lies in the fact that the number of our native, that is, of our northeastern, ferns is so comparatively small as to make it an easy matter to learn to know by name and to see in their homes perhaps two-thirds of them.

On an ordinary walk of an hour or two through the fields and woods, the would-be fern student can familiarize himself with anywhere from ten to fifteen of the ferns described in this book. During a summer holiday in an average locality he should learn to know by sight and by name from twenty-five to thirty ferns, while in a really good neighborhood the enthusiast who is willing to scour the surrounding country from the tops of the highest mountains to the depths of the

wildest ravines may hope to extend his list into the forties.

During the past year several lists of the ferns found on a single walk or within a certain radius have been published in the *Fern Bulletin*, leading to some rivalry between fern students who claim precedence for their pet localities.

Mr. Underwood has found twenty-seven species within the immediate vicinity of Green Lake, Onondaga County, N. Y., and thirty-four species within a circle whose diameter is not over three miles.

Mrs. E. H. Terry, on a two-hours' walk near Dorset, Vt., did still better. She found thirty-three species and four varieties, while Miss Margaret Slosson has broken the record by finding thirty-nine species and eight varieties, near Pittsford, Rutland County, Vt., within a triangle formed by "the end of a tamarack swamp, a field less than a mile away, and some limestone cliffs three miles from both the field and the end of the swamp."


Apart from the interest of extending one's list of fern acquaintances is that of discovering new stations for the rarer species. It was my good fortune last summer to make one of a party which found a previously unknown station for the rare Hart's Tongue, and I felt the thrill of excitement which attends such an experience. The other day, in looking over Torrey's "Flora of New York," I noticed the absence of several ferns now known to be natives of this State. When the fern student realizes the possibility which is always before him

of finding a new station for a rare fern, and thus adding an item of value to the natural history of the State, he should be stimulated to fresh zeal.

Other interesting possibilities are those of discovering a new variety and of chancing upon those forked or crested fronds which appear occasionally in many species. These unusual forms not only possess the charm of rarity and sometimes of intrinsic beauty, but they are interesting because of the light it is believed they may throw on problems of fern ancestry. To this department of fern study, the discovery and development of abnormal forms, much attention is paid in England. In Lowe's "British Ferns" I find described between thirty and forty varieties of *Polypodium vulgare*, while the varieties of *Scolopendrium vulgare*, our rare Hart's Tongue, extend into the hundreds.

The majority of ferns mature late in the summer, giving the student the advantage of several weeks or months in which to observe their growth. Many of our most interesting flowers bloom and perish before we realize that the spring is really over. There are few flower lovers who have not had the sense of being outwitted by the rush of the season. Every year I make appointments with the different plants to visit them at their flowering time, and nearly every year I miss some such appointments through failure to appreciate the short lives of these fragile blossoms.

A few of the ferns share the early habits common to so many flowers. But usually we can hope to



"The greatest charm the terns possess is that of their surroundings."

find them in their prime when most of the flowers have disappeared.

To me the greatest charm the ferns possess is that of their surroundings. No other plants know so well how to choose their haunts. If you wish to know the ferns you must follow them to Nature's most sacred retreats. In remote, tangled swamps, overhanging the swift, noiseless brook in the heart of the forest, close to the rush of the foaming waterfall, in the depths of some dark ravine, or perhaps high up on mountain-ledges, where the air is purer and the world wider and life more beautiful than we had fancied, these wild, graceful things are most at home.

You will never learn to know the ferns if you expect to make their acquaintance from a carriage, along the highway, or in the interval between two meals. For their sakes you must renounce indolent habits. You must be willing to tramp tirelessly through woods and across fields, to climb mountains and to scramble down gorges. You must be content with what luncheon you can carry in your pocket. And let me tell you this. When at last you fling yourself upon some bed of springing moss, and add to your sandwich cresses fresh and dripping from the neighboring brook, you will eat your simple meal with a relish that never attends the most elaborate luncheon within four walls. And when later you surrender yourself to the delicious sense of fatigue and drowsy relaxation which steals over you, mind and body, listening half-uncon-

sciously to the plaintive, long-drawn notes of the wood-birds and the sharp "tsing" of the locusts, breathing the mingled fragrance of the mint at your feet and the pines and hemlocks overhead, you will wonder vaguely why on summer days you ever drive along the dusty high-road or eat indoors or do any of the flavorless conventional things that consume so large a portion of our lives.

Of course what is true of other out-door studies is true of the study of ferns. Constantly your curiosity is aroused by some bird-note, some tree, some gorgeously colored butterfly, and, in the case of ferns especially, by some outcropping rock, which make you eager to follow up other branches of nature-study, and to know by name each tree and bird and butterfly and rock you meet.

The immediate result of these long happy days is that "golden doze of mind which follows upon much exercise in the open air," the "ecstatic stupor" which Stevenson supposes to be the nearly chronic condition of "open-air laborers." Surely there is no such preventive of insomnia, no such cure for nervousness or morbid introspection as an absorbing out-door interest. Body and mind alike are invigorated to a degree that cannot be appreciated by one who has not experienced the life-giving power of some such close and loving contact with nature.

WHEN AND WHERE TO FIND FERNS

“It is no use to direct our steps to the woods if they do not carry us thither. I am alarmed when it happens that I have walked a mile into the woods bodily, without getting there in spirit.”—*Thoreau*

WHEN AND WHERE TO FIND FERNS

It is in early spring that one likes to take up for the first time an out-door study. But if you begin your search for ferns in March, when the woods are yielding a few timid blossoms, and the air, still pungent with a suggestion of winter, vibrates to the lispings notes of newly arrived birds, you will hardly be rewarded by finding any but the evergreen species, and even these are not likely to be especially conspicuous at this season.

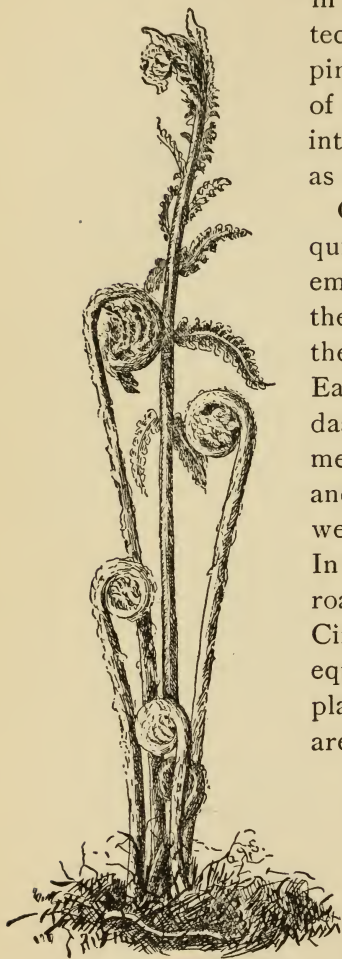
Usually it is the latter part of April before the pioneers among the ferns, the great *Osmundas*, push up the big, woolly croziers, or fiddleheads, which will soon develop into the most luxuriant and tropical-looking plants of our low wet woods and roadsides.

At about the same time, down among last year's Christmas Ferns, you find the rolled-up fronds of this year, covered with brown or whitish scales. And now every day for many weeks will appear fresh batches of young ferns. Someone has said that there is nothing more aggressively new-born than a young fern, and this thought will recur

constantly as you chance upon the little wrinkled crozier-like fronds, whether they are bundled up in wrappings of soft wool or protected by a garment of overlapping scales, or whether, like many of the later arrivals, they come into the world as naked and puny as a human baby.

Once uncurled, the ferns lose quickly this look of infancy, and embody, quite as effectively, even the hardiest and coarsest among them, the slender grace of youth. Early in May we find the Osmundas in this stage of their development. The Royal Fern, smooth and delicate, is now flushing the wet meadows with its tender red. In the open woods and along the roadside the Interrupted and the Cinnamon Ferns wear a green equally delicate. These three plants soon reach maturity and are conspicuous by reason of their unusual size and their flower-like fruit-clusters.

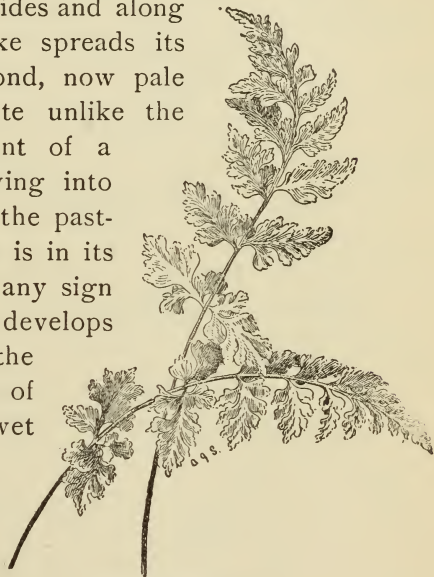
On the rocky banks of the brook, or perhaps among the spreading roots of some forest-tree, the Fragile Bladder Fern unrolls its tremulous little



Fiddleheads


fronds, on which the fruit-dots soon appear. Where there is less moisture and more exposure we may find the Rusty Woodsia, now belying its name by its silvery aspect. At this same season in the bogs and thickets we should look for the curious little Adder's Tongue.

By the first of June many of the ferns are well advanced. On the hill-sides and along the wood-path the Brake spreads its single umbrella-like frond, now pale green and delicate, quite unlike the umbrageous-looking plant of a month later. Withdrawing into the recesses formed by the pasture-rails the Lady Fern is in its first freshness, without any sign of the disfigurements it develops so often by the close of the summer. Great patches of yellowish green in the wet meadows draw attention to the Sensitive Fern, which only at this season seems to have any claim to its title. The Virginia Chain Fern is another plant to be looked for in the wet June meadows. It is one of the few ferns which grows occasionally in deep water.



Fragile Bladder Fern

The Maidenhair, though immature, is lovely in its fragility. Thoreau met with it on June 13th and



Crested
Shield Fern

describes it in his diary for that day: "The delicate maiden-hair fern

forms a cup or dish, very delicate and graceful. Beautiful, too, its glossy black stem and its wave-edged, fruited leaflets."

In the crevices of lofty cliffs the Mountain Spleenwort approaches maturity. And now we should search the moist, mossy crannies of the rocks for the Slender Cliff Brake, for in some localities this plant disappears early in the summer.

We may hope to find most of the ferns in full foliage, if not in fruit, by the middle of July. Dark green, tall and vigorous stand the Brakes. The Crested Shield Fern is fruiting in the swamps, and in the deeper woods Clinton's and Goldie's Ferns are in full fruitage. Magnificent vase-like clusters of the Ostrich Fern spread above our

heads in the thicket along the river-shore. The Spinulose Shield Fern and the Evergreen Wood Fern meet us at every turn of the shaded path beside the brook, and on the rocky wooded hillside the Christmas Fern is almost as abundant. Where the stream plunges from above, the Bulblet Bladder Fern drapes the steep banks with its long feathery fronds. In the wet meadows and thickets the New York Fern and the Marsh Shield Fern are noticeable on account of their light green color and delicate texture. On mountain-ledges we look for the little Woodsias, and in rocky places, often in the shadow of red cedars, for the slim erect fronds of the Ebony Spleenwort.

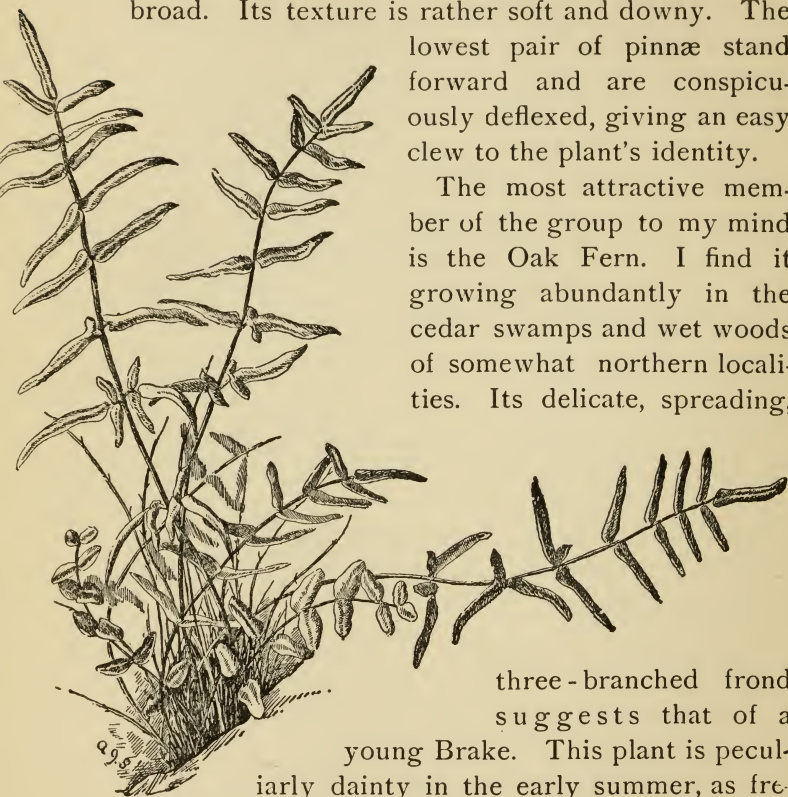
Possibly it will be our good fortune to discover the blue-green foliage of the Purple Cliff Brake springing from the crevices of some dry limestone cliff. Almost surely, if we search the moist, shaded rocks and ravines in the neighborhood, we shall greet with unfeeling pleasure the lovely little Maidenhair Spleenwort.

In somewhat southern localities the tapering, yellow-green fronds of the *Dicksonia* or Hay-scented Fern are even more abundant and conspicuous than the darker foliage of the Spinulose Shield Fern. They abound along the roadsides and in partially shaded or open pastures, the spores ripening not earlier than August.

In the same month we find in full maturity three interesting wood ferns, all belonging to the same group. The first of these is the Long Beech Fern.

It is abundant in many of our northern woods and on the rocky banks of streams. Its shape is noticeably triangular, the triangle being longer than broad. Its texture is rather soft and downy. The lowest pair of pinnæ stand forward and are conspicuously deflexed, giving an easy clew to the plant's identity.

The most attractive member of the group to my mind is the Oak Fern. I find it growing abundantly in the cedar swamps and wet woods of somewhat northern localities. Its delicate, spreading,



Purple Cliff
Brake

three-branched frond suggests that of a young Brake. This plant is peculiarly dainty in the early summer, as frequently later in the year it becomes blotched and disfigured.

The Broad Beech Fern seeks drier neighborhoods, and often a more southern locality than its two kinsmen. Its triangular fronds, broader than

they are long, are conspicuous on account of the unusual size of the lowest pair of pinnæ.

A common plant in the rich August woods is the Virginia Grape Fern, with its spreading leaf and branching fruit-cluster. The rather coarsely cut fronds of the Silvery Spleenwort are also frequently met with in the same neighborhood. Occasionally in their companionship we find the delicate and attractive Narrow-leaved Spleenwort.

August is the month that should be chosen for expeditions in search of some of our rarest ferns. In certain wild ravines of Central New York, at the foot of shaded limestone cliffs, the glossy leaves of the Hart's Tongue are actually weighed down by the brown, velvety rows of sporangia which emboss their lower surfaces. Over the rocks near-by, the quaint, though less unusual, Walking Leaf runs riot. Perhaps in the crevices of the overhanging cliff the little Rue Spleenwort has secured a foothold for its tiny fronds, their backs nearly covered with confluent fruit-dots.

On the mountain-ledges of Northern New England we should look for the Green Spleenwort, and for the Fragrant Shield Fern. Along rocky mountain-streams Braun's Holly Fern may be found. In wet woods, usually near the coast, the Net-veined Chain Fern is occasionally conspicuous.

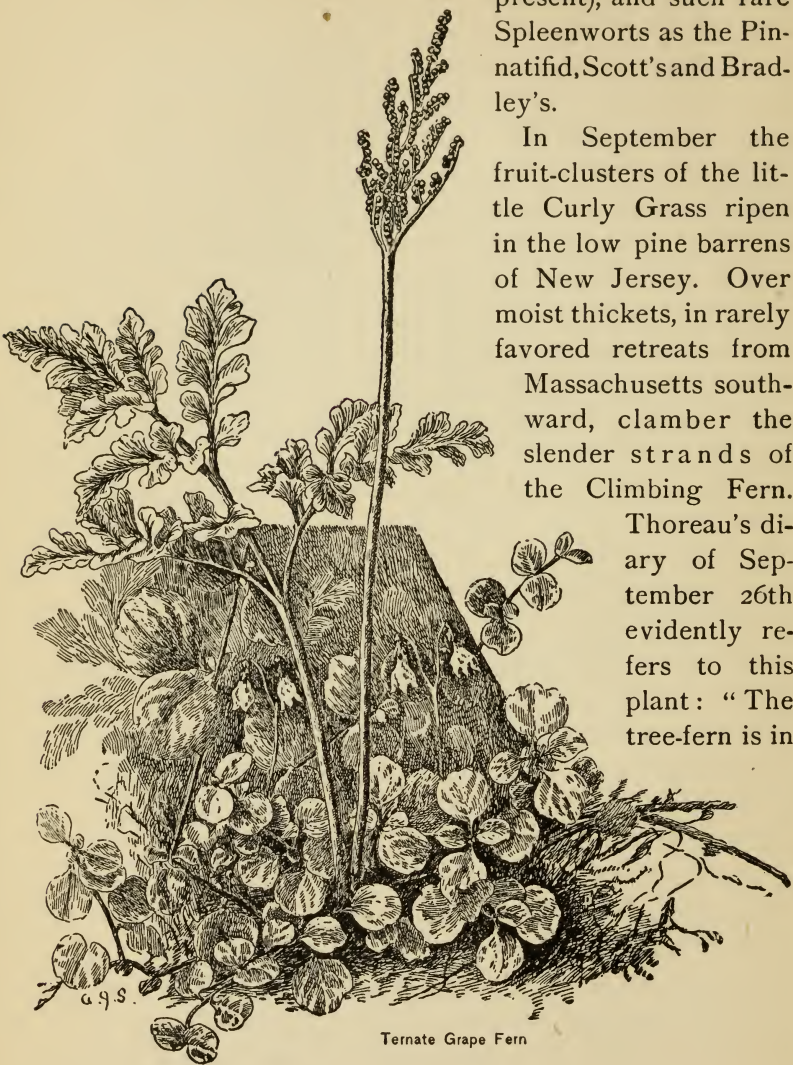
More southern localities must be visited if we wish to see in its home the Hairy Lip Fern, whose most northern stations were on the Hudson River (for I do not know if this plant can be found there at

present), and such rare Spleenworts as the Pinatifid, Scott's and Bradley's.

In September the fruit-clusters of the little Curly Grass ripen in the low pine barrens of New Jersey. Over moist thickets, in rarely favored retreats from

Massachusetts southward, clamber the slender strands of the Climbing Fern.

Thoreau's diary of September 26th evidently refers to this plant: "The tree-fern is in



Ternate Grape Fern

fruit now, with its delicate, tendril-like fruit, climbing three or four feet over the asters, golden-rod, etc., on the edge of the swamp."

In moist places now we find the triangular much dissected leaf and branching fruit-cluster of the Ternate Grape Fern.

When October sets in, many of the ferns take their color-note from the surroundings. Vying with the maples along the roadside the Osmundas^{*} wear deep orange. Many of the fronds of the *Dicksonia* are bleached almost white, while others look fresh and green despite their delicate texture. On October 4th Thoreau writes of this plant :

"How interesting now, by wall-sides and on open springy hill-sides, the large straggling tufts of the *Dicksonia* fern above the leaf-strewn green sward, the cold, fall-green sward! They are unusually preserved about the Corner Spring, considering the earliness of this year. Long, handsome, lanceolate green fronds pointing in every direction, recurved and full of fruit, intermixed with yellowish and sere brown and shrivelled ones, the whole clump perchance strewn with fallen and withered maple leaves, and overtopped by now withered and unnoticed osmundas. Their lingering greenness is so much the more noticeable now that the leaves generally have changed. They affect us as if they were evergreen, such persistent life and greenness in the midst of decay. No matter how much they are strewn with withered leaves, moist and green they spire above them, not fearing the frosts, fragile as they are.

Their greenness is so much the more interesting, because so many have already fallen, and we know that the first severe frost will cut off them too. In the summer greenness is cheap, now it is a thing comparatively rare, and is the emblem of life to us."

Oddly enough, with the first approach of winter the vigorous-looking Brake turns brown and quickly withers, usually without passing through any intermediate gradations of yellow.

In November we notice chiefly the evergreen ferns. The great round fruit-dots of the Polypody show distinctly through the fronds as they stand erect in the sunlight. A sober green, looking as though it were warranted fast, is the winter dress of the Evergreen Wood Fern. The Christmas Fern, bright and glossy, reminds one that the holiday season is not distant. These three plants are especially conspicuous in our late autumn woods. Their brave and cheerful endurance is always a delight. Later in the season the curled pinnæ of the Polypody seem to be making the best of cold weather. The fronds of the Christmas Fern and the Evergreen Wood Fern, still fresh and green, lie prostrate on the ground, their weakened stems apparently unable to support them erect, but undoubtedly in this position they are the better protected from the storm and stress of winter.

Many other ferns are more or less evergreen, but perhaps none are so important to our fall rambles as this sturdy group. Several of the Rock Splenworts are evergreen, but their ordinarily diminutive

stature dwindles with the increasing cold, and we seldom encounter them on our winter walks. The sterile fronds of a number of the Shield Ferns endure till spring. The Purple Cliff Brake and the Walking Leaf are also proof against ice and snow. Even in the middle of January the keen-eyed fern hunter may hope to make some discovery of interest regarding the haunts and habits of his favorites.



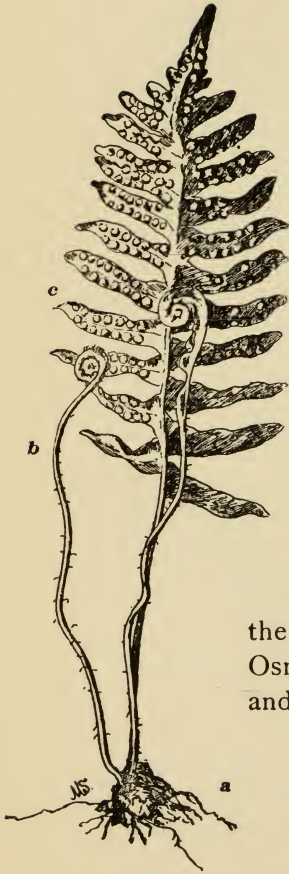
Evergreen Wood Fern

EXPLANATION OF TERMS

A FERN is a flowerless plant growing from a *rootstock* (a), with leaves or *fronds* usually raised on a stalk, rolled up (b) in the bud,* and bearing on their lower surfaces (c) the *spores*, by means of which the plant reproduces.

A *rootstock* is an underground, rooting stem. Ferns are propagated by the growth and budding of the rootstock as well as by the ordinary method of reproduction. The fronds spring from the rootstock in the manner peculiar to the species to which they belong. The *Osmundas*, the Evergreen Wood Fern, and others grow in a crown or circle, the younger fronds always inside. The Mountain Spleenwort is one of a class which has irregularly clus-

* *Ophioglossum* and the *Botrychiums*, not being true ferns, are exceptions.



Polypody

tered fronds. The fronds of the Brake are more or less solitary, rising from distinct and somewhat distant portions of the rootstock. The Botrychiums usually give birth to a single frond each season, the base of the stalk containing the bud for the succeeding year.

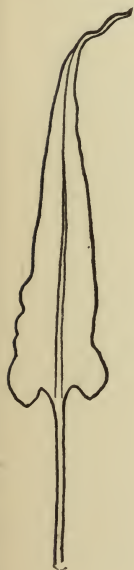


FIG. 1



FIG. 2

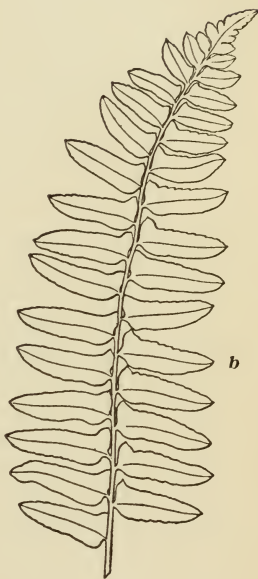


FIG. 3

A frond is *simple* when it consists of an undivided leaf such as that of the Hart's Tongue or of the Walking Leaf (Fig. 1).

A frond is *pinnatifid* when cut so as to form lobes extending half-way or more to the midvein (Fig. 2).

A frond is *once-pinnate* when the incisions extend to the midvein (Fig. 3). Under these conditions

the midvein is called the *rachis* (a), and the divisions are called the *pinnæ* (b).



FIG. 4

A frond is *twice-pinnate* when the pinnæ are cut into divisions which extend to their midveins (Fig. 4). These divisions of the pinnæ are called *pinnules* (a).

A frond that is only once-pinnate may seem at first glance twice-pinnate, as its pinnæ may be so deeply lobed or pinnatifid as to require a close examination to convince us that the lobes come short of the midvein of the pinnæ. In a popular hand-book it is not thought necessary to explain further modifications.



FIG. 5

The veins of a fern are *free* when, branching from the midvein, they do not unite with other veins (Fig. 5).



FIG. 6

Ferns produce *spores* (Fig. 6) instead of seeds. These spores are collected in spore-cases or *sporangia* (Fig. 7). Usually the sporangia are clustered in dots or lines on the back of a frond or along its margins.

These patches of sporangia are called *sori* or *fruit-*

dots. They take various shapes in the different species. They may be round or linear or oblong or kidney-shaped or curved. At times they are naked, but more frequently they are covered by a minute outgrowth of the frond or by its reflexed margin. This covering is called the *indusium*. In systematic botanies the indusia play an important part in determining genera. But as often they are so minute as to be almost invisible to the naked eye, and, as frequently they wither away early in the season, I place little dependence upon them as a means of popular identification.

A *fertile* frond is one which bears spores.

A *sterile* frond is one without spores.

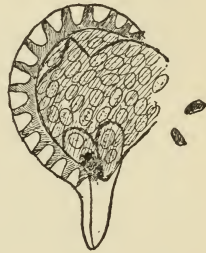


FIG. 7

FERTILIZATION, DEVELOPMENT, AND FRUCTIFICATION OF FERNS

UNTIL very recently the development of ferns, their methods of fertilization and fructification have been shrouded in mystery. At one period it was believed that "fern-seed," as the fern-spores were called, possessed various miraculous powers. These were touched upon frequently by the early poets. In Shakespeare's "Henry IV" Gadshill exclaims:

"We have the receipt of fern-seed, we walk invisible."

He is met with the rejoinder:

"Nay, I think rather you are more beholden to the night than to fern-seed, for your walking invisible."

One of Ben Jonson's characters expresses the same idea in much the same words:

"I had no medicine, sir, to walk invisible,
No fern-seed in my pocket."

In Butler's "Hudibras" reference is made to the anxieties we needlessly create for ourselves:

"That spring like fern, that infant weed,
Equivocally without seed,
And have no possible foundation
But merely in th' imagination,"

In view of the fact that many ferns bear their spores or "fern-seed" somewhat conspicuously on the lower surfaces of their fronds, it seems probable that the "fern" of early writers was our common Brake, the fructification of which is more than usually obscure, its sporangia or "fern-seed" being concealed till full maturity by the reflexed margin of its frond. This plant is, perhaps, the most abundant and conspicuous of English ferns. Miss Pratt believes it to be the "fearn" of the Anglo-Saxons, and says that to its profusion in their neighborhood many towns and hamlets, such as Fearnborough or Farnborough, Farningham, Farnhow, and others owe their titles. The plant is a noticeable and common one also on the Continent.

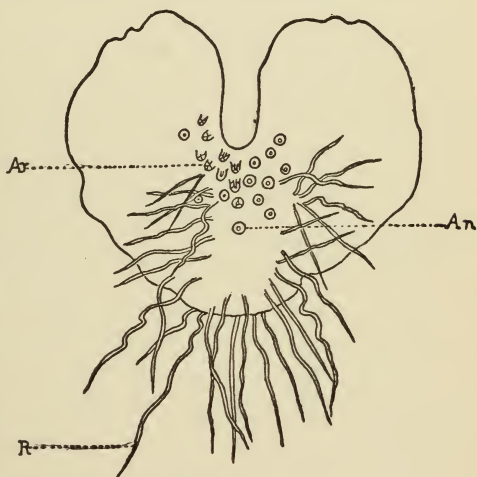


FIG. 8

In 1848 the development of the fern was first satisfactorily explained. It was then shown that these plants pass through what has been called, not altogether happily the modern botanist thinks, an "alternation of generations." One "generation," the "sexual," consists of a tiny, green, plate-like object, termed the

prothallium (Fig. 8). This is connected with the soil by hair-like roots. On its lower surface are borne usually both the reproductive organs of the fern, the *antheridia*, corresponding to the stamens or fertilizing organs of the flower, and the *archegonia*, performing the office of the flower's pistils, inasmuch as their germ-cells receive the fertilizing substance produced by the *antheridia*. But no seeds are formed as the result of this fertilization. Instead of this seed-formation which we note in the flowering plant, the germ-cell in the fern develops into a fern-plant, which forms the "asexual" generation.

The first fronds of this little plant are very small and simple, quite unlike the later ones. For a time the plant is nourished by the prothallium, but as soon as it is sufficiently developed and vigorous enough to shift for itself, the prothallium dies away, and the fern maintains an independent existence.



FIG. 9



FIG. 10



FIG. 11

First fronds of Maidenhair

Eventually it produces fronds which bear on their lower surfaces the sporangia containing the minute spores from which spring the prothallia.

For our present purpose it is enough to say that spores differ from seeds in that they are not the immediate result of the interaction of reproductive

organs. They resemble seeds in that they are expelled from the parent-plant on attaining maturity, and germinate on contact with the moist earth.

Thus it is seen that the life-cycle of a fern consists of two stages:

First, the prothallium, bearing the reproductive organs; second, the fern-plant proper, developing the spores which produce the prothallium.

Along the moist, shaded banks of the wood road, or on decaying stumps, keen eyes will discern frequently the tiny green prothallia, although they are somewhat difficult to find except in the green-house where one can see them in abundance either in the boxes used for growing the young plants, or on the moist surfaces of flower-pots, where the spores have fallen accidentally and have germinated.

As the fertilization of the germ-cell in the archegonium cannot take place except under water, perhaps the fact is accounted for that ferns are found chiefly in moist places. This water may be only a sufficient amount of rain or dew to permit the antherozoids or fertilizing cells of the antheridium to swim to the archegonium, which they enter for the purpose of fertilizing the germ-cell.

It is interesting to examine with a good magnifying glass the sporangia borne on the lower surface of a mature fertile frond. In many species each sporangium or spore-case is surrounded with an elastic ring, which at maturity contracts so suddenly as to rupture the spore-case, and cause the expulsion of the numberless spores (Fig. 7).

NOTABLE FERN FAMILIES

OSMUNDA (Flowering Ferns)

Tall swamp ferns, growing in large crowns, with the fertile fronds or portions *conspicuously unlike* the sterile ; sporangia opening by a longitudinal cleft into two valves.

ONOCLEA

Coarse ferns, with the fertile fronds rolled up into necklace-like or berry-like segments, and *entirely unlike* the broad, pinnatifid sterile ones. Fertile fronds unrolling at maturity, allowing the spores to escape, and remaining long after the sterile fronds have perished ; sporangia stalked, ringed, bursting transversely.

WOODSIA

Small or medium-sized ferns, growing among rocks, with 1-2 pinnate or pinnatifid fronds and round fruit-dots ; indusium thin and often evanescent, attached by its base under the sporangia, either small and open, or else early bursting at the top into irregular pieces or lobes ; sporangia stalked, ringed, bursting transversely.

CYSTOPTERIS (Bladder Ferns)

Delicate rock or wood ferns, with 2-3 pinnate fronds and round fruit-dots ; indusium hood-like, attached by a broad base to the inner side, soon thrown back or withering away ; sporangia as above.

ASPIDIUM (Shield Ferns)

Ferns with 1-3 pinnate fronds and round fruit-dots ; indusium more or less flat, fixed by its depressed centre ; sporangia as above.

NOTABLE FERN FAMILIES

PHEGOPTERIS (Beech Ferns)

Medium-sized or small ferns, with 2-3 pinnatifid or ternate leaves, and small, round, uncovered fruit-dots; sporangia as above.

WOODWARDIA (Chain Ferns)

Large and rather coarse ferns of swamps or wet woods, fronds pinnate or nearly twice-pinnate; fruit-dots oblong or linear, sunk in cavities of the leaf and arranged in chain-like rows; indusium lid-like, somewhat leathery, fixed by its outer margin to a veinlet; veins more or less reticulated; sporangia as above.

ASPLENIUM (Spleenworts)

Large or small ferns, with varying fronds and linear or oblong fruit-dots; indusium straight or curved; sporangia as above.

PELLÆA (Cliff Brakes)

Small or medium-sized rock ferns, with pinnate fronds and sporangia borne beneath the reflexed margins of the pinnæ; sporangia as above.

BOTRYCHIUM (Moonworts)

(Belonging to the Fern Allies)

Fleshy plants, with fronds (usually solitary) divided into a sterile and a fertile portion, the bud for the succeeding year embedded in the base of the stem.

HOW TO USE THE BOOK

BEFORE attempting to identify the ferns by means of the following Guide it would be well to turn to the Explanation of Terms, and with as many species as you can conveniently collect, on the table before you, to master the few necessary technical terms, that you may be able to distinguish a frond that is pinnatifid from one that is pinnate, a pinna from a pinnule, a fertile from a sterile frond.

You should bear in mind that in some species the fertile fronds are so unleaf-like in appearance that to the uninitiated they do not suggest fronds at all. The fertile fronds of the Onocleas, for example, are so contracted as to conceal any resemblance to the sterile ones. They appear to be mere clusters of fruit. The fertile fronds of the Cinnamon Fern are equally unleaf-like, as are the fertile portions of the other *Osmundas* and of several other species.

In your rambles through the fields and woods your eyes will soon learn to detect hitherto unnoticed species. In gathering specimens you will take heed to break off the fern as near the ground as possible, and you will not be satisfied till you have secured

both a fertile and a sterile frond. In carrying them home you will remember the necessity of keeping together the fronds which belong to the same plant.

When sorting your finds you will group them according to the Guide. The broad-leaved Sensitive Fern, with its separate, dark-green fruit cluster, makes its way necessarily to Group I. To Group II goes your pale-fronded Royal Fern, tipped with brown sporangia. As a matter of course you lay in Group III the leaf-like but dissimilar sterile and fertile fronds of the Slender Cliff Brake. The spreading Brake, its reflexed margin covering the sporangia, identifies itself with Group IV. The oblong fruit-dots of the little Mountain Spleenwort carry it to Group V, while the round ones, like pin-heads, of the Evergreen Wood Fern announce it a member of Group VI.

The different ferns sorted, it will be a simple matter to run quickly through the brief descriptions under the different Groups till you are referred to the descriptions in the body of the book of the species under investigation.

GUIDE

FOR the purpose of identification the ferns described are arranged in six groups, according to their manner of fruiting.

GROUP I

STERILE AND FERTILE FRONDS TOTALLY UNLIKE ; FERTILE FRONDS NOT LEAF-LIKE IN APPEARANCE

1. SENSITIVE FERN

Onoclea sensibilis

Sterile fronds usually large ; broadly triangular, deeply pinnatifid. Fertile fronds much contracted, with berry-like pinnules. In wet meadows. P. 54.

2. OSTRICH FERN

Onoclea Struthiopteris

Large. Sterile fronds once-pinnate, pinnæ pinnatifid. Fertile fronds contracted, with necklace-like pinnæ. Along streams and in moist woods. P. 56.

3. CINNAMON FERN

Osmunda cinnamomea

Large. Sterile fronds once-pinnate, pinnæ pinnatifid. Fertile fronds composed of cinnamon-brown fruit-clusters. In wet places. P. 60.

4. CURLY GRASS

Schizæa pusilla

Very small. Sterile fronds linear, grass-like. Fertile fronds taller, with a terminal fruit-cluster. In pine barrens of New Jersey. P. 63.

GROUP II

FERTILE FRONDS PARTIALLY LEAF-LIKE, THE FERTILE PORTION
UNLIKE THE REST OF THE FROND

[The species coming under the genera *Botrychium* and *Ophioglossum* may appear to belong to Group I, as the fertile and the sterile portions of their fronds may seem to the uninitiated like separate fronds, but in reality they belong to the one frond.]

5. ROYAL FERN

Osmunda regalis

Large. Sterile fronds twice-pinnate, pinnules oblong. Fertile fronds leaf-like below, sporangia in clusters at their summits. In wet places. P. 67.

6. INTERRUPTED FERN

Osmunda Claytoniana

Large. Sterile fronds once-pinnate, pinnæ pinnatifid. Fertile fronds leaf-like above and below, contracted in the middle with brown fruit-clusters. In wet places. P. 72.

7. CLIMBING FERN

Lygodium palmatum

Climbing, with lobed, palmate pinnæ and terminal fruit-clusters. Moist thickets and open woods. Rare. P. 75.

8. ADDER'S TONGUE

Ophioglossum vulgatum

Small. Sterile portion an ovate leaf. Fertile portion a slender spike. In moist meadows. P. 77.

9. RATTLESNAKE FERN

Botrychium Virginianum

Rather large. Sterile portion a thin, spreading, ternately divided leaf with three primary divisions; 1-2 pinnate. Fertile portion a branching fruit-cluster. In rich woods. P. 80.

10. TERNATE GRAPE FERN*Botrychium ternatum* or *dissectum*

Of varying size, very fleshy. Sterile portion a broadly triangular, ternate, finely dissected leaf, long-stalked from near the base of the stem. Fertile portion a branching fruit-cluster. In moist meadows. P. 81.

11. LITTLE GRAPE FERN*Botrychium simplex*

A very small fleshy plant. Sterile portion an oblong leaf more or less lobed. Fertile portion a simple or slightly branching spike. In moist woods and in fields. P. 82.

12. MOONWORT*Botrychium Lunaria*

Usually small, very fleshy. Sterile portion divided into several fan-shaped lobes. Fertile portion a branching fruit-cluster. Mostly in fields. P. 84.

13. MATRICARY GRAPE FERN*Botrychium matricariaefolium*

Small, more or less fleshy. Sterile portion ovate or oblong, once or twice pinnatifid. Fertile portion a branching fruit-cluster. In grassy woods and wet meadows. P. 86.

14. LANCE-LEAVED GRAPE FERN*Botrychium lanceolatum*

Small, scarcely fleshy. Sterile portion triangular, twice-pinnatifid. Fertile portion a branching fruit-cluster. In woods and meadows. P. 86.

GUIDE

GROUP III

FERTILE FRONDS UNIFORMLY SOMEWHAT LEAF-LIKE IN APPEARANCE, YET DIFFERING NOTICEABLY FROM STERILE FRONDS

15. SLENDER CLIFF BRAKE

Pellaea gracilis

A small fern, 1-3 pinnate. Very delicate. Fertile fronds taller, more contracted and simpler than the sterile, sporangia bordering the pinnæ. Usually on sheltered rocks, preferring limestone. P. 87.

16. PURPLE CLIFF BRAKE

Pellaea atropurpurea

Medium sized, 1-2 pinnate, leathery. Fertile fronds taller and more contracted than the sterile, sporangia bordering the pinnæ. Usually on exposed rocks, preferring limestone. P. 90.

17. CHRISTMAS FERN

Aspidium acrostichoides

Rather large, smooth and glossy, once-pinnate. Fertile fronds contracted at the summit where the fruit appears. In rocky woods. P. 96.

18. NARROW-LEAVED SPLEENWORT

Asplenium angustifolium

Tall and delicate, once-pinnate. Fertile fronds taller and narrower than the sterile. In moist woods in late summer. P. 98.

19. NET-VEINED CHAIN FERN

Woodwardia angustifolia

Large, fronds deeply pinnatifid, the fertile taller and more contracted than the sterile. In wet woods near the coast. P. 102.

GROUP IV

FERTILE AND STERILE FRONDS LEAF-LIKE AND SIMILAR;
SPORANGIA ON OR BENEATH A REFLEXED PORTION
OF THE MARGIN

[The first clause bars out *P. gracilis* and *P. atropurpurea*, which otherwise would belong to Group IV as well as to Group III.]

20. BRAKE

Pteris aquilina

Large and coarse, frond 3-branched, spreading, each branch 2-pinnate, sporangia in a continuous line beneath the reflexed margin of the frond. In dry, somewhat open places. P. 105.

21. MAIDENHAIR

Adiantum pedatum

Graceful and delicate, frond forked at the summit of the stem, 2-pinnate, the pinnæ springing from the upper sides of the branches, pinnules one-sided, their upper margins lobed, bearing on their undersides the short fruit-dots. In rich woods. P. 108.

22. HAIRY LIP FERN

Cheilanthes vestita

Rather small, fronds 2-pinnate, hairy, fruit-dots "covered by the infolded ends of the rounded or oblong lobes." On rocks. P. 112.

23. HAY-SCENTED FERN

Dicksonia pilosiuscula

Rather large, pale, delicate and sweet-scented, fronds usually 2-pinnate, fruit-dots small, each on a recurved toothlet of the pin-nule, borne on an elevated, globular receptacle. In moist thickets and in upland pastures. P. 114.

GROUP V

FERTILE AND STERILE FRONDS LEAF-LIKE AND SIMILAR;
SPORANGIA IN LINEAR OR OBLONG FRUIT DOTS

24. LADY FERN

Asplenium Filix-femina

Rather large, fronds 2-pinnate, fruit-dots curved, often horse-shoe shaped, finally confluent. In moist woods and along roadsides. P. 120.

25. SILVERY SPLEENWORT

Asplenium thelypteroides

Large, fronds once-pinnate, pinnæ deeply pinnatifid, lobes oblong and obtuse, fruit-dots oblong, silvery when young. In rich woods. P. 124.

26. RUE SPLEENWORT

Asplenium Ruta-muraria

Very small, fronds loosely 2-3 pinnate at base, pinnatifid above, fruit-dots linear-oblong, confluent when mature. On limestone cliffs. Rare. P. 126.

27. MOUNTAIN SPLEENWORT

Asplenium montanum

Small, fronds 1-2 pinnate, fruit-dots linear-oblong, often confluent. On rocks. P. 130.

28. EBONY SPLEENWORT

Asplenium ebeneum

Fronds slender and erect, once-pinnate, pinnæ eared on the upper or on both sides, stalk and rachis blackish and shining, fruit-dots oblong. On rocks and hill-sides. P. 134.

29. MAIDENHAIR SPLEENWORT*Asplenium Trichomanes*

Small, fronds once-pinnate, pinnæ roundish, stalk and rachis purplish-brown and shining, fruit-dots short. In crevices of rocks. P. 136.

30. GREEN SPLEENWORT*Asplenium viride*

Small, fronds linear, once-pinnate, brownish stalk passing into a green rachis. On shaded cliffs northward. P. 138.

31. SCOTT'S SPLEENWORT*Asplenium ebnooides*

Small, fronds pinnate below, pinnatifid above, apex slender and prolonged, stalk and rachis blackish, fruit-dots straight or slightly curved. On limestone. Very rare. P. 140.

32. PINNATIFID SPLEENWORT*Asplenium pinnatifidum*

Small, fronds pinnatifid, or the lower part pinnate, tapering above into a slender prolongation, stalk blackish, passing into a green rachis, fruit-dots straight or slightly curved. On rocks. Rare. P. 142.

33. BRADLEY'S SPLEENWORT*Asplenium Bradleyi*

Small, once-pinnate, pinnæ lobed or toothed, stalk and rachis chestnut-brown, fruit-dots short. On rocks, preferring limestone. Very rare. P. 144.

34. WALKING FERN*Camptosorus rhizophyllus*

Small, fronds undivided, heart-shaped at the base or sometimes with prolonged basal ears, tapering above to a prolonged point which roots, forming a new plant, fruit-dots oblong or linear, irregularly scattered. On shaded rocks, preferring limestone. P. 146.

35. HART'S TONGUE

Scolopendrium vulgare

Fronds a few inches to nearly two feet long, undivided, oblong-lanceolate, heart-shaped at base, fruit-dots linear, elongated. Growing among the fragments of limestone cliffs. Very rare. P. 150.

36. VIRGINIA CHAIN FERN

Woodwardia Virginica

Large, fronds once-pinnate, pinnæ pinnatifid, fruit-dots oblong, in chain-like rows parallel and near to the midrib, confluent when ripe. In swamps. P. 156.

GROUP VI

FERTILE AND STERILE FRONDS LEAF-LIKE AND USUALLY
SIMILAR, FRUIT-DOTS ROUND

37. NEW YORK FERN

Aspidium Noveboracense

Usually rather tall, fronds once-pinnate, with deeply pinnatifid pinnæ, tapering both ways from the middle, margins of fertile fronds not revolute. In woods and open meadows. P. 159.

38. MARSH FERN

Aspidium Thelypteris

Usually rather tall, fronds once-pinnate, with pinnæ deeply pinnatifid, scarcely narrower at the base than at the middle, veins forked, fertile fronds noticeable from their *strongly revolute* margins. In wet woods and open swamps. P. 160.

39. MASSACHUSETTS FERN

Aspidium simulatum

Close to preceding species, rather tall, fronds once-pinnate, with pinnatifid pinnæ little or not at all narrowed at base, veins not forked, margin of fertile frond slightly revolute. In wooded swamps. P. 164.

CHRISTMAS FERN

Aspidium acrostichoides

[See No. 17]

40. SPINULOSE WOOD FERN

Aspidium spinulosum var. intermedium

Very common, usually but not always large, fronds oblong-ovate, 2-3 pinnate, lowest pinnæ unequally triangular-ovate, lobes of pinnæ thorny-toothed. In woods everywhere. P. 166.

41. BOOTT'S SHIELD FERN

Aspidium Boottii

From one and a half to more than three feet high. Sterile fronds smaller and simpler than the fertile, nearly or quite twice-pinnate, the lowest pinnæ triangular-ovate, upper longer and narrower, pinnules oblong-ovate, sharply thorny-toothed. In moist woods. P. 168.

42. CRESTED SHIELD FERN

Aspidium cristatum

Usually rather large, fronds linear-oblong or lanceolate, once pinnate with pinnatifid pinnæ, linear-oblong, fruit-dots between midvein and margin. In swamps. P. 170.

43. CLINTON'S WOOD FERN

Aspidium cristatum, var. Clintonianum

In every way larger than preceding species, fronds usually twice-pinnate, pinnæ *broadest at base*, fruit-dots near the midvein. In swampy woods. P. 172.

44. GOLDIE'S FERN

Aspidium Goldianum

Large, fronds broadly ovate or the fertile ovate-oblong, once-pinnate with pinnatifid pinnæ, pinnæ *broadest in the middle*, fruit-dots very near the midvein. In rich woods. P. 175.

45. EVERGREEN WOOD FERN

Aspidium marginale

Very common, usually rather large, smooth, somewhat leathery, fronds ovate oblong, 1-2 pinnate, fruit-dots large, distinct, close to the margin. In rocky woods. P. 176.

46. FRAGRANT SHIELD FERN

Aspidium fragrans

Small, fragrant, fronds once-pinnate, with pinnatifid pinnæ, stalk and rachis chaffy, fruit-dots large. On rocks northward, especially near waterfalls. P. 178.

47. BRAUN'S HOLLY FERN

Aspidium aculeatum var. Braunii

Rather large, fronds oblong-lanceolate, twice-pinnate, pinnules sharply toothed, covered with long, soft hairs, fruit-dots small. In deep, rocky woods. P. 182.

48. COMMON POLYPODY

Polypodium vulgare

Usually small, fronds somewhat leathery, narrowly oblong, fruit-dots large, round, uncovered, half-way between midvein and margin. On rocks. P. 184.

HAY-SCENTED FERN

Dicksonia pilosiuscula

[See No. 23]

49. LONG BEECH FERN

Phegopteris polypodioides

Medium-sized, fronds downy, triangular, longer than broad, once-pinnate, pinnæ pinnatifid; lowest pair deflexed and standing forward. In moist woods and on the banks of streams. P. 187.

50. BROAD BEECH FERN

Phegopteris hexagonoptera

Larger than the preceding species, fronds triangular, as broad or broader than long, once-pinnate, pinnæ pinnatifid, lowest pair very large, basal segments of pinnæ forming a continuous, many-angled wing along the rachis. In dry woods and on hill-sides. P. 188.

51. OAK FERN

Phegopteris Dryopteris

Medium-sized, fronds thin and delicate, broadly triangular, spreading, ternate, the three divisions stalked, each division pinnate, pinnæ pinnatifid. In moist woods. P. 190.

52. BULBLET BLADDER FERN

Cystopteris bulbifera

Fronds delicate, elongated, tapering above from a broad base, 2-3 pinnate or pinnatifid, bearing fleshy bulblets beneath. On wet rocks, preferring limestone. P. 194.

53. COMMON BLADDER FERN

Cystopteris fragilis

Medium-sized, fronds thin, oblong-lanceolate, 2-3 pinnate or pinnatifid. On rocks and in moist woods. P. 198.

54. RUSTY WOODSIA

Woodsia Ilvensis

Small, more or less covered with rusty hairs, fronds lanceolate, once-pinnate, pinnæ pinnatifid. On exposed rocks. P. 200.

55. BLUNT-LOBED WOODSIA

Woodsia obtusa

Small, slightly downy, fronds broadly lanceolate, nearly twice-pinnate. On rocks. P. 202.

GUIDE

56. NORTHERN WOODSIA

Woodsia hyperborea

Very small, smooth or nearly so, fronds narrowly oblong-lanceolate, once-pinnate, pinnæ cordate-ovate or triangular-ovate, 5-7 lobed. On moist rocks. P. 203.

57. SMOOTH WOODSIA

Woodsia glabella

Very small, smooth throughout and delicate, fronds linear, once-pinnate, pinnæ roundish ovate, lobed. On moist rocks. P. 206.

FERN DESCRIPTIONS

"Nature made a fern for pure leaves."—*Thoreau*

GROUP I

STERILE AND FERTILE FRONDS TOTALLY UNLIKE; FERTILE
FRONDS NOT LEAF-LIKE IN APPEARANCE

I. SENSITIVE FERN

Onoclea sensibilis

Newfoundland to Florida, in wet meadows.

Sterile fronds.—One or two inches to three feet high, broadly triangular, deeply cut into somewhat oblong, wavy-toothed divisions, the lower ones almost reaching the midrib, the upper ones less deeply cut; *stalk* long.

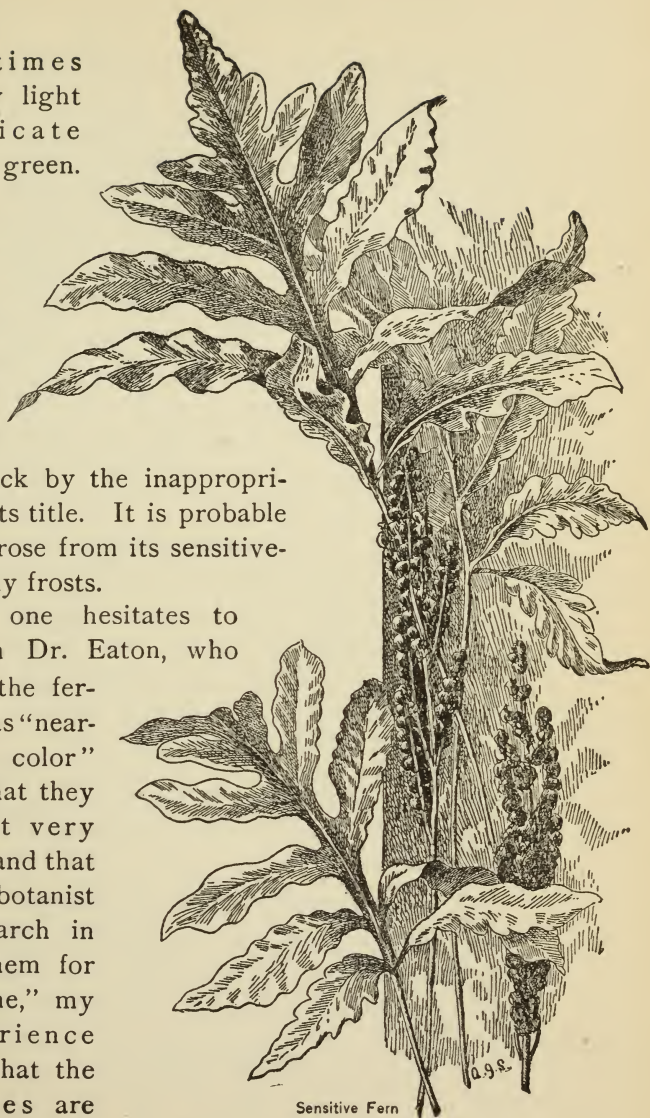
Fertile fronds.—Quite unlike the sterile fronds and shorter, erect, rigid, contracted; *pinnules* rolled up into dark-green, berry-like bodies which hold the spore-cases; appearing in June or July.

This is one of our commonest ferns, growing in masses along the roadside and in wet meadows. Perfectly formed sterile fronds are found of the tiniest dimensions. Again the plant holds its own among the largest and most effective ferns. From its creeping rootstock rise the scattered fronds

which at times wear very light and delicate shades of green.

There is nothing, however, specially fragile in the plant's appearance, and one is struck by the inappropriateness of its title. It is probable that this arose from its sensitiveness to early frosts.

Though one hesitates to differ from Dr. Eaton, who described the fertile fronds as "nearly black in color" and said that they were "not very common," and that a young botanist might "search in vain for them for a long time," my own experience has been that the fresh ones are



Sensitive Fern

very evidently green and neither scarce nor specially inconspicuous.

I have found these fertile fronds apparently full-grown in June, though usually they are assigned to a much later date. They remain standing, brown and dry, long after they have sown their spores, side by side with the fresh fronds of the following summer.

Detail *a* in Plate I represents the so-called *var. obtusilobata*. This is a form midway between the fruiting and the non-fruiting fronds. It may be looked for in situations where the fern has suffered some injury or deprivation.

2. OSTRICH FERN

Onoclea Struthiopteris

Nova Scotia to New Jersey, along streams and in moist woods.
Growing in a crown, two to ten feet high.

Sterile fronds.—Broadly lance-shaped, once-pinnate; *pinna* divided into narrowly oblong segments which do not reach the midvein; *stalk* short, deeply channelled in front.

Fertile fronds.—Quite unlike the sterile fronds, growing in the centre of the crown formed by the sterile fronds, shorter, erect, rigid, with green, necklace-like *pinnæ* which hold the spore-cases; appearing in July.

I first found this plant at its best on the shore of the Hoosick River in Rensselaer County, N. Y. We had crossed a field dotted with fragrant heaps of hay and blazing in the midsummer sun, and had entered the cool shade of the trees which border the river, when suddenly I saw before me a group of ferns of tropical beauty and luxuriance. Great



SENSITIVE FERN
α. Var. obtusilobata

plume-like fronds of a rich green arched above my head. From the midst of the circle which they formed sprang the shorter, dark, rigid fruit-clusters. I was fairly startled by the unexpected beauty and regal bearing of the Ostrich Fern.

This magnificent plant luxuriates especially in the low, rich soil which is subject to an annual overflow from our northern rivers. Its vase-like masses of foliage somewhat suggest the Cinnamon Fern, but the fertile fronds of the Ostrich Fern mature in July, some weeks later than those of its rival. They are dark-green, while those of the Cinnamon Fern are golden-brown. Should there be no fruiting fronds upon the plant, the Ostrich Fern can be distinguished by the free veins with simple veinlets (Plate II, *a*) of its pinnæ, the veins of the Cinnamon Fern being free and its veinlets forking (Pl. III, *a*), and by the absence of the tuft of rusty wool at the base of the pinnæ on the under side of the frond.

The Ostrich Fern does so well under cultivation that there is danger lest it crowd out its less aggressive neighbors. It propagates chiefly by means of underground runners. Mr. Robinson describes a specimen which he had planted in his out-door fernery that crawled under a tight board fence and reappeared in the garden of his neighbor, who was greatly astonished and equally delighted so unexpectedly to become the owner of the superb plant.

The Ostrich Fern, like its kinsman the Sensitive Fern, occasionally gives birth to fronds which are midway between its fruiting and its non-fruiting



OSTRICH FERN

- a Portion of sterile frond
- b Fertile frond
- c Detail, showing free veins with simple veinlets

forms. This is specially liable to occur when some injury has befallen the plant.

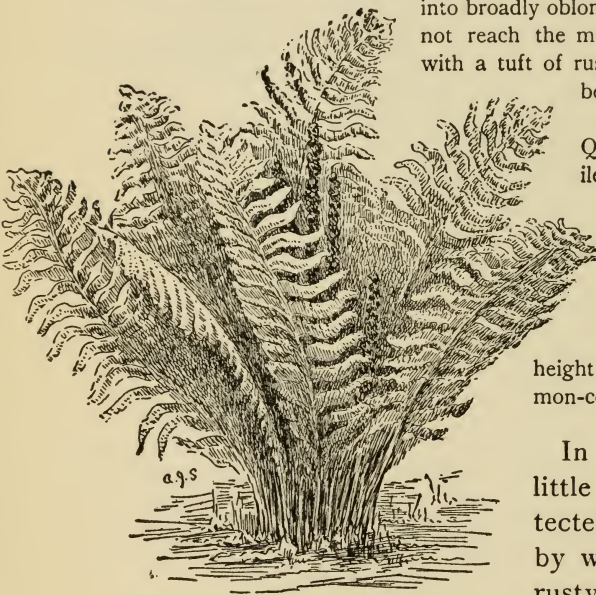
3. CINNAMON FERN

Osmunda cinnamomea

Nova Scotia to Florida, in swampy places. Growing in a crown, one to five feet high.

Sterile fronds.—Broadly lance-shaped, once-pinnate; *pinnae* cut into broadly oblong divisions that do not reach the midvein, each pinna with a tuft of rusty wool at its base beneath.

Fertile fronds.—Quite unlike the sterile fronds, growing in the centre of the crown formed by the sterile fronds and usually about the same height; erect, with cinnamon-colored spore-cases.



In the form of little croziers, protected from the cold by wrappings of rusty wool, the fertile fronds of the Cinnamon Fern appear everywhere in our swamps and wet woods during the month of May. These fertile fronds, first dark-green, later cinnamon-brown, are quickly followed and encircled by the sterile ones, which grow in a tall, graceful crown. The fertile fronds soon



CINNAMON FERN

a Showing tuft of wool at base of pinna, also free veins with forking veinlets

wither, and, during the summer, may be found either clinging to the stalks of the sterile fronds or lying on the ground.

The Cinnamon Fern is often confused with the Ostrich Fern. When either plant is in fruit there is no excuse for this mistake, as the cinnamon-colored spore-cases of the former appear in May, while the dark-green fertile fronds of the latter do not ripen till July. When the fruiting fronds are absent the forked veinlets (Plate III, *a*) of the Cinnamon Fern contrast with the simple veinlets of the other plant (Plate II, *a*). Then, too, the pinnæ of the Cinnamon Fern bear tufts of rusty wool at the base beneath, the remnants of the woolly garments worn by the young fronds.

The plant is a superb one when seen at its best. Its tall sterile fronds curve gracefully outward, while the slender fruit-clusters erect themselves in the centre of the rich crown. In unfavorable conditions, when growing in dry meadows, for instance, like all the Osmundas, and indeed like most growing things, it is quite a different plant. Its green fronds become stiff and stunted, losing all their graceful curves, and its fruit-clusters huddle among them as if anxious to keep out of sight.

Var. frondosa is an occasional form in which some of the fruiting fronds have green, leaf-like pinnæ below. These abnormal fronds are most abundant on land which has been burned over.

The Cinnamon Fern is a member of the group of Osmundas, or "flowering ferns," as they are sometimes called, not of course because they really flower,

but because their fruiting fronds are somewhat flower-like in appearance. There are three species of *Osmunda*: the Cinnamon Fern, *O. cinnamomea*; the Royal Fern, *O. regalis*; and the Interrupted Fern, *O. Claytoniana*. All three are beautiful and striking plants, producing their spores in May or June, and conspicuous by reason of their luxuriant growth and flower-like fruit clusters.

The *Osmundas* are easily cultivated, and group themselves effectively in shaded corners of the garden. They need plenty of water, and thrive best in a mixture of swamp-muck and fine loam.

4. CURLY GRASS

Schizæa pusilla

Pine barrens of New Jersey.

Sterile fronds.—Hardly an inch long, linear, slender, flattened, curly.

Fertile fronds.—Taller than the sterile fronds (three or four inches in height), slender, with from four to six pairs of fruit-bearing pinnæ in September.

Save in the herbarium I have never seen this very local little plant, which is found in certain parts of New Jersey. Gray assigns it to "low grounds, pine barrens," while Dr. Eaton attributes it to the "drier parts of sphagnous swamps among white cedars."

In my lack of personal knowledge of *Schizæa*, I venture to quote from that excellent little quarterly, the *Fern Bulletin*, the following passage from an

article by Mr. C. F. Saunders on *Schizæa pusilla* at home:

"*S. pusilla* was first collected early in this century at Quaker Bridge, N. J., about thirty-five miles east of Philadelphia. The spot is a desolate-looking place in the wildest of the 'pine barrens,' where a branch of the Atsion River flows through marshy lowlands and cedar swamps. Here, amid sedge-grasses, mosses, Lycopodiums, Droseras, and wild cranberry vines, the little treasure has been collected; but, though I have hunted for it more than once, my eyes have never been sharp enough to detect its fronds in that locality. In October of last year, however, a friend guided me to another place in New Jersey where he knew it to be growing, and there we found it. It was a small open spot in the pine barrens, low and damp. In the white sand grew patches of low grasses, mosses, Lycopodium Carolinianum, L. inundatum, and Pyxidantha barbulate, besides several smaller ericaceous plants and some larger shrubs, such as scrub-oaks, sumacs, etc. Close by was a little stream, and just beyond that a bog. Although we knew that the *Schizæa* grew within a few feet of the path in which we stood, it required the closest sort of a search, with eyes at the level of our knees, before a specimen was detected. The sterile fronds (curled like corkscrews) grew in little tufts, and were more readily visible than the fertile spikes, which were less numerous, and, together with the slender stipes, were of a brown color, hardly dis-



CURLY GRASS

tinguishable from the capsules of the mosses, and the maturing stems of the grasses which grew all about. Lying flat on the earth, with face within a few inches of the ground, was found the most satisfactory plan of search. Down there all the individual plants looked bigger, and a sidelong glance brought the fertile clusters more prominently into view. When the sight got accustomed to the miniature jungle quite a number of specimens were found, but the fern could hardly be said to be plentiful, and all that we gathered were within a radius of a couple of yards. This seems, indeed, to be one of those plants whose whereabouts is oftenest revealed by what we are wont to term a 'happy accident,' as, for instance, when we are lying stretched on the ground resting, or as we stoop at lunch to crack an egg on the toe of our shoe. I know of one excellent collector who spent a whole day looking for it diligently in what he thought to be a likely spot, but without success, when finally, just before the time for return came, as he was half crouching on the ground, scarcely thinking now of *Schizæa*, its fronds suddenly flashed upon his sight, right at his feet. The sterile fronds of *Schizæa pusilla* are evergreen, so that the collector may, perhaps, most readily detect it in winter, selecting days for his search when the earth is pretty clear of snow. The surrounding vegetation being at that time dead, the little corkscrew-like fronds stand out more prominently."

GROUP II

FERTILE FRONDS PARTIALLY LEAF-LIKE, THE FERTILE
PORTION UNLIKE THE REST OF THE FROND

5. ROYAL FERN. FLOWERING FERN

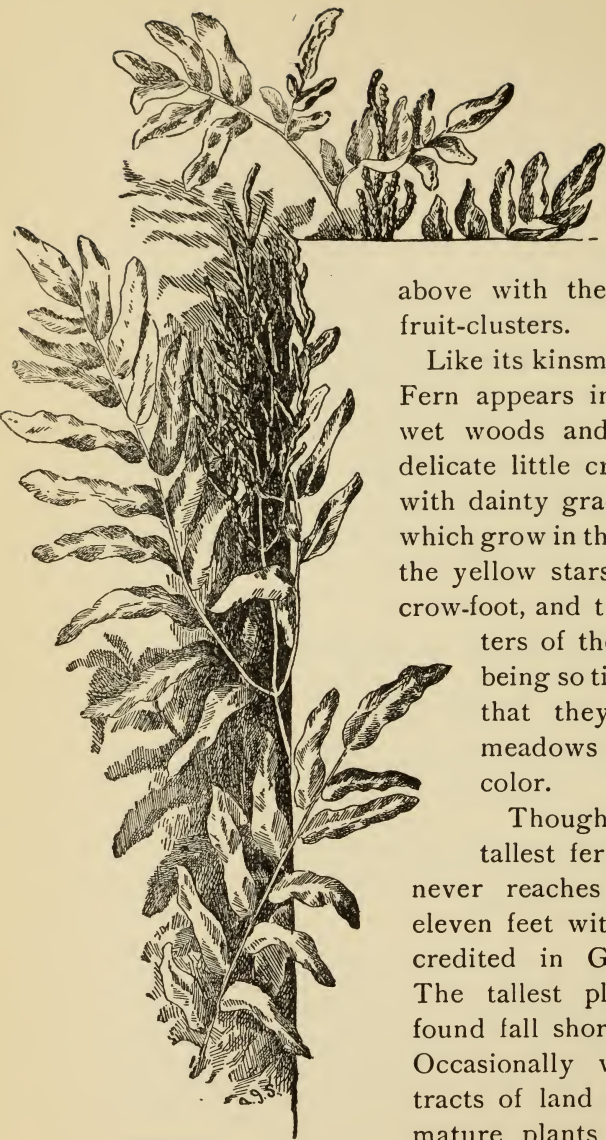
Osmunda regalis

New Brunswick to Florida, in swampy places. Two to five feet high, occasionally taller.

Sterile fronds.—Twice-pinnate, *pinnæ* cut into oblong pinnules.

Fertile fronds.—Leaf-like below, *sporangia* forming bright-brown clusters at their summits.

Perhaps this Royal or Flowering Fern is the most beautiful member of a singularly beautiful group. When its smooth, pale-green sterile fronds, grown to their full height, form a graceful crown which encircles the fertile fronds, it is truly a regal-looking plant. These fertile fronds

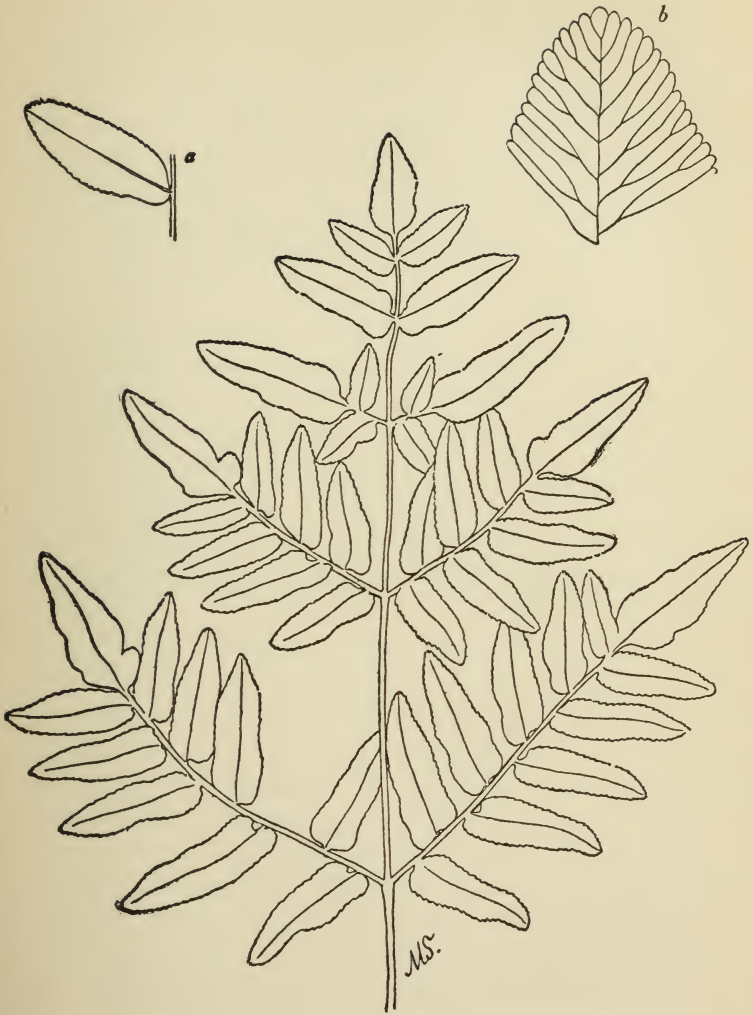


Royal Fern

are leaf-like below, and are tipped above with their flower-like fruit-clusters.

Like its kinsmen, the Royal Fern appears in May in our wet woods and fields. The delicate little croziers uncurl with dainty grace, the plants which grow in the open among the yellow stars of the early crow-foot, and the white clusters of the spring cress being so tinged with red that they suffuse the meadows with warm color.

Though one of our tallest ferns, with us it never reaches the ten or eleven feet with which it is credited in Great Britain. The tallest plants I have found fall short of six feet. Occasionally we see large tracts of land covered with mature plants that lack a foot or more of the two feet given as the minimum height. This tendency to



ROYAL FERN

a Pinnule of Royal Fern

b Showing veining

depauperization one notices especially in dry marshes near the sea.

To the Royal Fern the old herbalists attributed many valuable qualities. One old writer, who calls it the "Water Fern," says: "This hath all the virtues mentioned in other ferns, and is much more effective than they both for inward and outward griefs, and is accounted good for wounds, bruises, and the like."

The title "flowering fern" sometimes misleads those who are so unfamiliar with the habits of ferns as to imagine that they ever flower. That it really is descriptive was proved to me only a few weeks ago when I received a pressed specimen of a fertile frond accompanied by the request to inform the writer as to the name of the flower inclosed, which seemed to him to belong to the Sumach family.

The origin of the generic name *Osmunda* seems somewhat obscure. It is said to be derived from Osmunder, the Saxon Thor. In his Herbal Gerarde tells us that *Osmunda regalis* was formerly called "Osmund, the Waterman," in allusion, perhaps, to its liking for a home in the marshes. One legend claims that a certain Osmund, living at Loch Tyne, saved his wife and child from the inimical Danes by hiding them upon an island among masses of flowering ferns, and that in after years the child so shielded named the stately plants after her father.

The following lines from Wordsworth point to still another origin of the generic name :

“— often, trifling with a privilege
Alike indulged to all, we paused, one now,
And now the other, to point out, perchance
To pluck, some flower, or water-weed, too fair
Either to be divided from the place
On which it grew, or to be left alone
To its own beauty. Many such there are,
Fair ferns and flowers, and chiefly that tall fern,
So stately, of the Queen Osmunda named ;
Plant lovelier, in its own retired abode
On Grasmere’s beach, than Naiad by the side
Of Grecian brook, or Lady of the Mere,
Sole-sitting by the shores of old romance.”

The Royal Fern may be cultivated easily in deep mounds of rich soil shielded somewhat from the sun.

6. INTERRUPTED FERN

Osmunda Claytoniana

Newfoundland to North Carolina, in swampy places. Two to four feet high.

Sterile fronds.—Oblong-lanceolate, once-pinnate, *pinnae* cut into oblong, obtuse divisions, *without* a tuft of wool at the base of each pinna.

Fertile fronds.—Taller than the sterile, leaf-like above and below, some of the middle *pinnae* fruit-bearing.

The Interrupted Fern makes its appearance in the woods and meadows and along the roadsides in May. It fruits as it unfolds.

At first the fruiting *pinnae* are almost black. Later they become golden-green, and after the spores are discharged they turn brown. They are noticeable all summer, and serve to identify the plant at once.

In the absence of the fertile fronds it is often difficult to distinguish between the Cinnamon Fern and the Interrupted Fern.

The sterile fronds of the Interrupted Fern are usually less erect, curving outward much more noticeably than those of the Cinnamon Fern. Then, too, its *pinnae* are cut into segments that are more obtuse, and the whole effect of the frond is more stubby.

But the most distinguishing feature of all is the tuft of rusty wool which clings to the base of each pinna of the sterile fronds of the Cinnamon Fern. These tufts we do not find in the Interrupted Fern, though both plants come into the world warmly wrapped in wool.

The Interrupted Fern is a peculiarly graceful plant.



INTERRUPTED FERN

a Clusters of sporangia

b Showing veining



Its fertile fronds, standing quite erect below but curving outward above the fruiting pinnæ, are set in a somewhat shallow vase formed by the sterile fronds, which fall away in every direction.

In the fall the fronds turn yellow, and at times are so brilliant that they flood the woods with golden light.

Like the other *Osmundas*, the Interrupted Fern is easily cultivated.

Interrupted Fern



7. CLIMBING FERN. CREEPING
FERN. HARTFORD FERN

Lygodium palmatum

Massachusetts and southward, in moist thickets and open woods. Stalks slender and twining.

*Fronde*s.—Climbing and twining, one to three feet long, divided into lobed, rounded, heart-shaped, short-stalked segments; *fruit-clusters*, growing at the summit of the frond, ripening in September.

The Climbing Fern is still found occasionally in moist thickets and open woods from Massachusetts southward, but at one time it was picked so recklessly for decorative purposes that it was almost exterminated.

In 1869 the legislature of Connecticut passed for its protection a special law which was embodied in the revision of the statutes of 1875, "perhaps the

only instance in statute law," Dr. Eaton remarks, "where a plant has received special legal protection solely on account of its beauty."

I have never seen the plant growing, but remember that when a child my home in New York was abundantly decorated with the pressed fronds which

had been brought from Hartford for the purpose. Even in that lifeless condition their grace and beauty made a deep impression on my mind.



Part of fertile pinnule

Mr. Saunders has described it as he found it growing in company with *Schizæa*, in the New Jersey pine barrens :

"*Lygodium palmatum* . . . is one of the loveliest of American plants, with twining stem adorned with palmate leaflets, bearing small resemblance to the popular idea of a fern. It loves the shaded, mossy banks of the quiet streams whose cool, clear, amber waters, murmuring over beds of pure white sand, are so characteristic of the pine country. There the graceful fronds are to be found, sometimes clambering a yard high over the bushes and cat-briers; sometimes trailing down the bank until their tips touch the surface of the water.

"The *Lygodium* is reckoned among the rare plants of the region—though often growing in good-sized patches when found at all—and is getting rarer. Many of the localities which knew it once now know it no more, both because of the depre-

dations of ruthless collectors, and, to some extent, probably, the ravages of fire. The plant is in its prime in early fall, but may be looked for up to the time of killing frosts."

8. ADDER'S TONGUE

Ophioglossum vulgatum

Canada to New Jersey and Kentucky, in moist meadows. Two inches to one foot high.

Sterile portion.—An ovate, fleshy leaf.

Fertile portion.—A simple spike, usually long-stalked.

The unprofessional fern collector is likely to agree with Gray in considering the Adder's Tongue "not common." Many botanists, however, believe the plant to be "overlooked rather than rare." In an article on *O. vulgatum*, which appeared some years ago in the *Fern Bulletin*, Mr. A. A. Eaton writes:

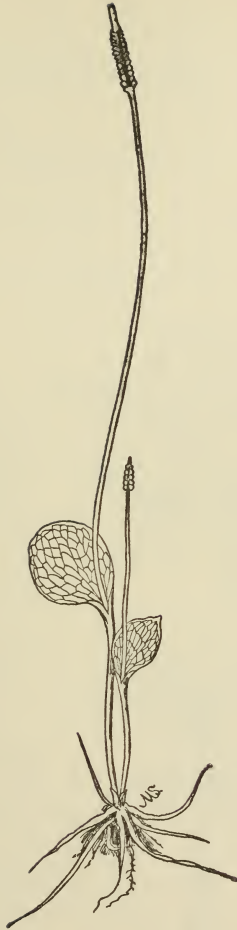
"Previous to 1895 *Ophioglossum vulgatum* was unknown to me, and was considered very rare, only two localities being known in Essex County, Mass. Early in the year a friend gave me two specimens. From these I got an idea of how the thing looked. On the 11th of last July, while collecting *Habenaria lacera* in a 'bound-out' mowing field, I was delighted to notice a spike of fruit in the grass. A search revealed about sixty, just right to collect, with many unfruitful specimens. A few days later,

while raking in a similar locality, I found several, within a stone's throw of the house, demonstrating again the well-known fact that a thing once seen is easily discovered again. On the 23d of last August, while riding on my bicycle, I noticed a field that appeared to be the right locality, and an investigation showed an abundance of them. I subsequently found it in another place. This year, on May 28th, I found it in another locality just as it was coming up, and I have since found three others. I consider it abundant here, only appearing rare because growing hidden in fine grass in old mowing fields, after the red top and timothy have died out, and the finer species of *Carex* are coming in. A good index plant is the *Habenaria* quoted. I have never found it except when associated with this plant, on a cold, heavy soil. The leaf is usually hidden, or, if not, is easily passed by for *Maianthemum* or *Pogonia*."

In the "Grete Herbal" of Gerarde we read that "the leaves of Adder's Tongue stamped in a stone mortar, and boiled in oyle olive unto the consumption of the juice, and until the herbs be dried and parched and then strained, will yeelde most excellent greene oyle or rather a balsame for greene wounds comparable to oyle of St. John's-wort if it do not farre surpasse it."

It is said that "Adder's Spear Ointment," made from the fresh fronds of this plant is still used for wounds in English villages.

The Adder's Tongue was believed formerly to



ADDER'S TONGUE

have poisonous qualities, which not only injured the cattle that fed upon it, but destroyed the grass in which it grew.

9. RATTLESNAKE FERN. VIRGINIA GRAPE FERN

Botrychium Virginianum

Nova Scotia to Florida, in rich woods.

One or two feet high, at times much smaller, when it becomes *B. gracile*.

Sterile portion.—

Usually broader than long, spreading, with three main divisions which are cut into many smaller segments, thin, set close to the stem about half way up.

Fertile portion.—

Long-stalked, more than once-pinnate.

On our rambles through the woods we are more likely to encounter the Rattlesnake Fern than any other member of the *Botrychium* group. It fruits in early sum-



Rattlesnake Fern

mer, but the withered fertile portion may be found upon the plant much later in the year. Its frequent companions are the Spinulose Shield Fern, the Christmas Fern, the Silvery Spleenwort, and the Maidenhair.

10. TERNATE GRAPE FERN

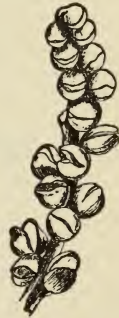
Botrychium ternatum or *dissectum*

Nova Scotia to Florida, in moist meadows. A few inches to more than a foot high.

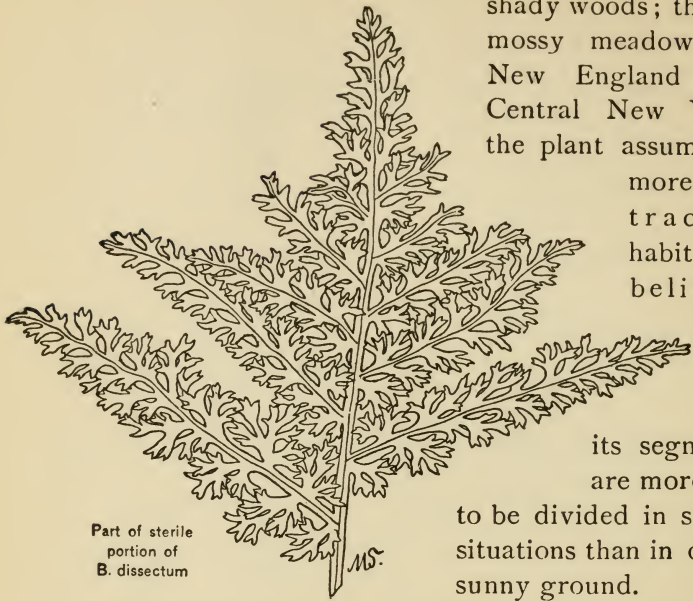
Sterile portion.—Broadly triangular, the three main divisions cut again into many segments, on a separate stalk from near the base of the plant, fleshy.

Fertile portion.—Erect, usually considerably taller than non-fruiting segment, more than once-pinnate.

Of late some doubt has existed as to whether *B. ternatum* has been actually found in this country, although the standard Floras give no evidence of this uncertainty. Dr. Underwood is convinced that the true *B. ternatum* is found only in Japan and China, and that our species is really *B. dissectum*, a species, not a variety. He says that this species is very common in the vicinity of New York City, and thence southward and westward; that it is also found in various parts of New England; that it reaches its fullest development in moist,



Sporangia of
Botrychium



Part of sterile
portion of
B. dissectum

shady woods; that in mossy meadows of New England and Central New York the plant assumes a more contracted habit. He believes

its segments are more apt to be divided in shady situations than in open, sunny ground.

The Ternate Grape Fern fruits in the fall.

II. LITTLE GRAPE FERN

Botrychium simplex

Canada to Maryland, in moist woods and in fields. Two to four inches high, rarely a little taller.

Sterile portion.—Somewhat oblong, more or less lobed, occasionally 3-7 divided, usually short-stalked from near the middle of the plant, thick and fleshy.

Fertile portion.—Either simple or once or twice-pinnate, taller than the sterile portion.

This little plant is sufficiently rare to rejoice the heart of the fern hunter who is so fortunate as to



TERNATE GRAPE FERN

stumble upon it by chance or to trace it to its chosen haunts.

It is generally considered an inhabitant of moist woods and meadows, though Mr. Pringle describes it as "abundantly scattered over Vermont, its habitat usually poor soil, especially knolls of hill pastures," and Mr. Dodge assigns it to "dry fields." It fruits in May or June.

12. MOONWORT

Botrychium Lunari.

Newfoundland to Connecticut and Central New York, in dry pastures. Three inches to nearly one foot high. A very fleshy plant.

Sterile portion.—Oblong, cut into several fan-shaped fleshy divisions, growing close to the stem about the middle of the plant.

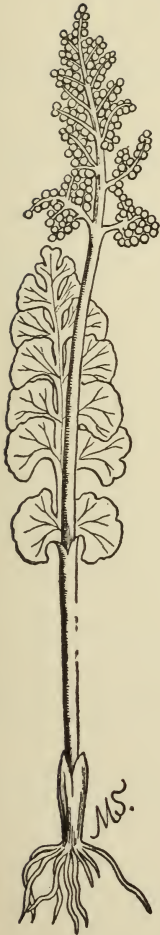
Fertile portion.—Branching, long-stalked, usually the same height as or taller than the sterile portion.

The Moonwort is another of our rare little plants. It grows usually in dry pastures, fruiting in July.

Formerly it was accredited with various magic powers. Gathered by moonlight, it was said to "do wonders." The English poet Drayton refers to the Moonwort as "Lunary":

"Then sprinkled she the juice of rue
With nine drops of the midnight dew
From Lunary distilling."

Gerarde mentions its use by alchemists, who called it Martagon. In the work of Coles, an early writer on plants, we read: "It is said, yea, and believed by many that Moonwort will open the



MOONWORT



LANCE LEAVED GRAPE FERN

locks wherewith dwelling-houses are made fast, if it be put into the keyhole ; as also that it will loosen . . . shoes from those horses' feet that go on the places where it grows."

It is to the Moonwort that Withers alludes in the following lines :

" There is an herb, some say, whose vertue's such
It in the pasture, only with a touch
Unshoes the new-shod steed."

13. MATRICARY GRAPE FERN

Botrychium matricariaefolium

Nova Scotia to New Jersey, in woods and wet meadows. Two inches to one foot high.

Sterile portion.—Once or twice divided, sometimes very fleshy, growing high up on the stem.

Fertile portion.—With several branched pinnæ.

This plant is found, often in the companionship of *B. Virginianum*, in woods and wet meadows, not farther south than New Jersey. It fruits in summer.

14. LANCE-LEAVED GRAPE FERN

Botrychium lanceolatum

Nova Scotia to New Jersey, in woods and meadows. Two to nine inches high.

Sterile portion.—Triangular, twice-pinnatifid, with somewhat lance-shaped segments, hardly fleshy, set close to the top of the common stalk.

Fertile portion.—Branching.

Like the Matricary Grape Fern, this plant is found in the woods and wet meadows from Nova Scotia to New Jersey. It fruits also in summer.

GROUP III

FERTILE FRONDS UNIFORMLY SOMEWHAT LEAF-LIKE IN
APPEARANCE, YET DIFFERING NOTICEABLY FROM
STERILE FRONDS

15. SLENDER CLIFF BRAKE

Pellaea gracilis (*P. Stelleri*)

Labrador to Pennsylvania, usually on sheltered rocks, preferring limestone. Two to five inches long, with straw-colored or pale-brown stalks, slightly chaffy below.

Fronde.—Delicate, with few pinnæ; *pinnæ*, the lower ones once or twice parted into 3-5 divisions, those of the fertile frond oblong or linear-oblong, sparingly incised, of the sterile frond ovate or obovate, toothed or incised; *sporangia* bordering the pinnæ of the fertile frond, covered by a broad and usually continuous general *indusium*, formed by the reflexed margin of the *pinnule*.

The first time I found the Slender Cliff Brake was one July day in Central New York, under the kind guidance of an enthusiastic fern collector. A rather perilous climb along the sides of a thickly wooded glen brought us to a spot where our only security lay in clinging to the trees, which, like our-

selves, had obtained doubtful standing-room. In a pocket in the limestone just above us I was shown a very brown and withered little plant which only the closest scrutiny in combination with a certain amount of foreknowledge could identify as the Slender Cliff Brake. The season had been a dry one and the plant had perished, I fancy, for lack of water, in spite of the stream which plunged from the top of the cliffs close by, almost near enough, it seemed to me, to moisten with its spray our hot cheeks.



Portion of
fertile frond

Later in the season I found more promising though not altogether satisfactory specimens of this plant growing in other rocky crevices of the same deep glen, in the neighborhood of the Maidenhair Spleenwort, the Walking Leaf, and the Bulblet Bladder Fern.

My sister tells me that late in August on the cliffs which border the St. Lawrence River, refreshed by the myriad streams which leap or trickle down their sides, under the hanging roots of trees, close to clusters of quivering harebells and pale tufts of the Brittle Bladder Fern, the Slender Cliff Brake grows in profusion, its delicate fronds rippling over one another so closely that at times they give the effect of a long, luxuriant moss. On most occasions, in these soft beds of foliage, she found the fertile fronds, which are far more slender and unusual looking than the sterile, largely predominating, though at times a patch would be

GROUP III FERTILE FRONDS UNIFORMLY SOMEWHAT LEAF-LIKE,
YET DIFFERING NOTICEABLY FROM STERILE FRONDS

made up chiefly of the sterile fronds. These somewhat resemble the Brittle Bladder Fern in whose company they are seen so often.



Slender Cliff Brake

16. PURPLE CLIFF BRAKE

Pellaea atropurpurea

Canada to Georgia and westward, usually on limestone cliffs; with wiry purplish stalks.

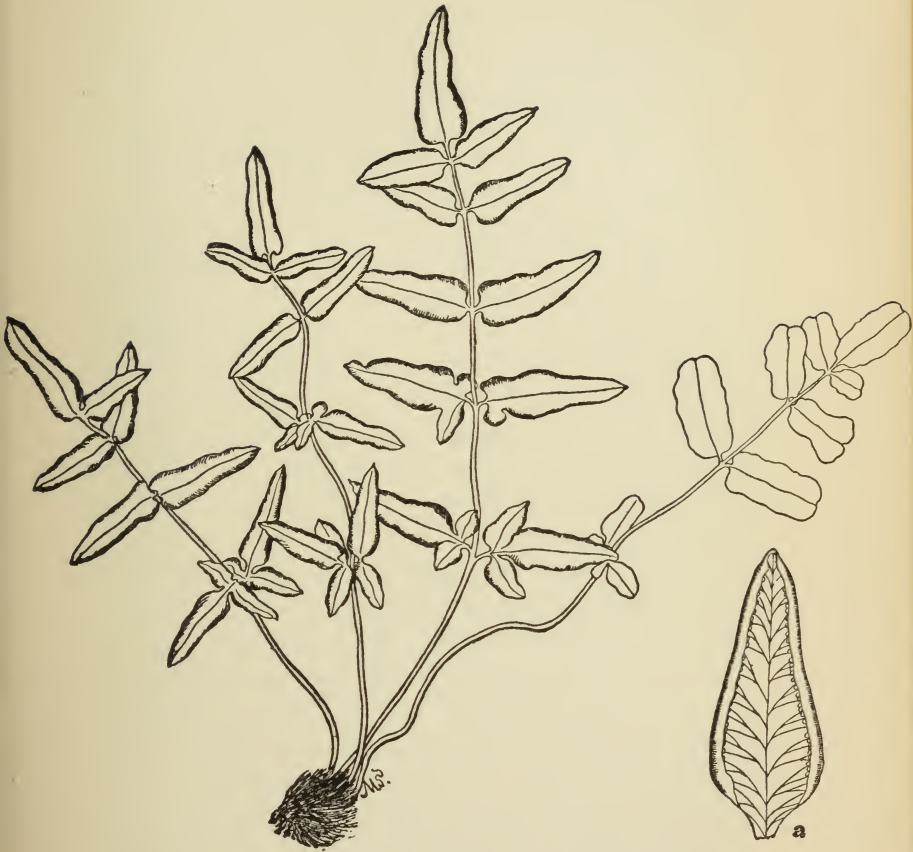
Fertile fronds.—Six to twenty inches high, leathery, bluish-green, pale underneath, once, or below twice, pinnate; *pinnæ*, upper ones long and narrow, lower ones usually with one to four pairs of broadly linear *pinnules*; *sporangia* bordering the pinnæ, bright brown at maturity; *indusium* formed by the reflexed margin of the frond.

Sterile fronds.—Usually much smaller than the fertile and less abundant; *pinnæ* oblong, entire, or slightly toothed.

The Purple Cliff Brake is one of the plants that rejoice in un-get-at-able and perilous situations. Although its range is wider than that of many ferns, this choice of inconvenient localities, joined to the fact that it is not a common plant, renders it likely that unless you pay it the compliment of a special expedition in its honor you will never add it to the list of your fern acquaintances.

But when all is said we are inestimably in debt to the plants so rare or so exclusive as to entice us out of our usual haunts into theirs. Not only do they draw us away from our books, out of our houses, but off the well-known road and the trodden path into unfamiliar woods which stand ready to reveal fresh treasures, across distant pastures where the fragrant wind blows away the memory of small anxieties, up into the hills from whose summits we get new views.

Although the Purple Cliff Brake grows, I believe



PURPLE CLIFF BRAKE
a Portion of fertile frond

within fifteen miles of my home in Albany, I never saw the plant until this summer some hundred miles nearer the centre of the State. During a morning call I chanced to mention that I was anxious to find two or three ferns which were said to grow in the neighborhood. My hostess told me that twenty-five years before, on some limestone cliffs about eight miles away, she had found two unknown ferns which had been classified and labelled by a botanical friend. Excusing herself she left me and soon returned with carefully pressed specimens of the Purple Cliff Brake and the little Rue Spleenwort, the two ferns I was most eager to find. Such moments as I experienced then of long-deferred but peculiar satisfaction go far toward making one an apostle of hobbies. My pleasure was increased by the kind offer to guide me to the spot which had yielded the specimens.

One morning soon after we were set down at the little railway station from which we purposed to walk to the already-mentioned cliffs. We were not without misgivings as we followed an indefinite path across some limestone quarries, for a plant may easily disappear from a given station in the course of twenty-five years. In a few moments the so-called path disappeared in a fringe of bushes which evidently marked the beginning of a precipitous descent. Cautiously clinging to whatever we could lay hold of, bushes, roots of trees or imbedded rocks, we climbed over the cliff's side, still following the semblance of a path. On our left a stream plunged

nearly two hundred feet into the ravine below. For some distance the eye could follow its silver course, then it disappeared beneath the arching trees. On our right, many miles beyond, through the blue haze which hung over the distant valley, we could see the lake to which the stream was hurrying.

We could not surrender ourselves with comfort to the beauty of the outlook, as our surroundings were not such as to put us altogether at ease. Overhead hung great rocks, so cracked and seamed and shattered as to threaten a complete downfall, while beneath our feet the path which led along the face of the cliff crumbled away, so that it was difficult in places to obtain any foothold. Having passed the more perilous spots, however, we became accustomed to the situation and turned our attention to the unpromising wall of rock which rose beside us. From its crevices hung graceful festoons of Bulblet Bladder Fern, and apparently nothing but Bulblet Bladder Fern. But soon one of the party gave a cry and pointed in triumph to a bluish-green cluster of foliage which sprang from a shallow pocket overhead. Even though one had not seen the plant before, there was no mistaking the wiry purplish stalks, the leathery, pinnately parted, blue-green fronds, and, above all, the marginal rows of bright brown sporangia peculiar to the Purple Cliff Brake. Soon after we found several other plants, all of them decidedly scraggly in appearance, with but few green fronds and many leafless stalks. Occasionally a small sterile frond, with broader, more oblong

pinnæ, could be seen, but these were in the minority. A number of very young plants, with little, heart-shaped leaves altogether unlike the mature fronds, were wedged in neighboring crannies.

As our eyes grew more accustomed to the contour and coloring of the cliffs, the success of the day was completed by the discovery of several specimens of the little Rue Spleenwort with tiny fronds flattened against the rock.

When next I saw the Purple Cliff Brake it seemed to me quite a different fern from the rather awkward plant, the mere sight of which I had welcomed so eagerly that any unfavorable criticism of its appearance seems ungrateful.

Again it sprang from limestone cliffs, even more remote and inaccessible though less dangerous than those where I saw it first. These cliffs were so shattered in places that the broken fragments lay in heaps at their base and on the projecting ledges. Here and there a great shaft of rock had broken away and stood like the turret of a castle or the bastion of a fort. Among the shattered fragments high up on the cliff's side the Purple Cliff Brake grew in a luxuriant profusion that was amazing in view of the surroundings. The rigid, erect fronds formed large tufts of greenish-gray foliage that, at a little distance, so blended with their rocky background as to be almost indistinguishable. The fronds usually were much more compound than those I had seen a few weeks before. The separate plants had a vigorous, bushy appearance that did



“The unpromising wall of rock which rose beside us.”

GROUP III FERTILE FRONDS UNIFORMLY SOMEWHAT LEAF-LIKE,
YET DIFFERING NOTICEABLY FROM STERILE FRONDS

not suggest the same species. Many of the pinnæ were so turned as to display the ripe sporangia, which formed a bright-brown border to the pale, slender divisions. Here, too, the small sterile fronds were very rare.

Growing from the broken rocks in among the Purple Cliff Brake were thrifty little tufts of the Maidenhair Spleenwort. This tiny plant seemed to have forgotten its shyness and to have forsworn its love for moist, shaded, mossy rocks. It ventured boldly out upon these barren cliffs, exposing itself to the fierce glare of the sun and to every blast of wind, and holding itself upright with a saucy self-assurance that seemed strangely at variance with its nature.

Near by a single patch of the Walking Leaf climbed up the face of the cliff, while, perhaps strangest of all, from the decaying trunk of a tree, which lay prostrate among the rocks, sprang a single small but perfect plant of the Ebony Spleenwort, a fern which was a complete stranger in this locality, so far as I could learn.



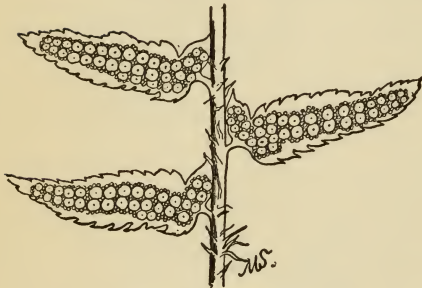
17. CHRISTMAS FERN

Aspidium acrostichoides (*Dryopteris acrostichoides*)

New Brunswick to Florida, in rocky woods. One to two and a half feet high, with very chaffy stalks.

*Fronde*s.—Lance-shaped, once-pinnate, fertile fronds contracted toward the summit; *pinnae* narrowly lance-shaped, half halberd-shaped at the slightly stalked base, bristly-toothed, the upper ones on the fertile fronds contracted and smaller; *fruit-dots* round, close, confluent with age, nearly covering the under surface of the fertile *pinnae*; *indusium* orbicular, fixed by the depressed centre.


Of our evergreen ferns this is the best fitted to serve as a decoration in winter. No other fern has such deep-green, highly polished fronds. They need only a mixture of red berries to become a close rival to the holly at Christmas-time.



Portion of fertile frond


Wrapped in a garment of brown scales, the young fronds of the Christmas Fern are sent into the world

early in the spring. When we go to the woods in April to look for arbutus, or to listen to the first songs of the robin and the bluebird, we notice that last year's fronds are still fresh and green. Low down among them, curled up like tawny caterpillars, are the young fronds. The arbutus will have made way for pink and blue and white hepaticas, for starry bloodroot, and for tremulous anemones; thrushes and orioles will have joined the robins and the bluebirds before these new-comers present much of an



appearance. When the tender, delicately green fronds are first unrolled they contrast strongly with their polished, dark-green, leathery companions.

In this plant the difference is quite conspicuous between the fertile and the sterile fronds. The sterile ones are shorter and apparently broader, while the fertile are tall, slender, and noticeably contracted by the abundantly fruiting pinnæ near the apex.



Christmas Fern



18. NARROW-LEAVED SPLEEN- WORT

Asplenium angustifolium

Canada to Kentucky, in moist woods. Two to four feet high.

Sterile fronds. — Thin, smooth, lance-shaped, perishable, once-pinnate.

Fertile fronds. — Taller, narrower, longer-stalked; *pinnae* more narrowly lance-shaped than on sterile fronds; *fruit-dots* linear, a row on each side the midvein; *indusium* slightly convex.

If we make an expedition to the woods early in July we may, perhaps, find some plants of the Narrow-leaved Spleenwort. At this season they are specially attractive, with smooth, delicate, pale-green fronds, so recently unfolded as to be full of little undulations, which they lose more or less at maturity, and which are as indicative of youth as the curves and dimples of a baby.



NARROW-LEAVED SPLEENWORT
a Magnified pinna of fertile frond

Late in August the plant has reached a stately height, perhaps of three or four feet. The fronds are still smooth and delicate to a degree unusual even in ferns. But they wear a deeper green, and their texture seems a trifle more substantial. Occasionally, though rarely in the deeper woods, we find a frond which is conspicuously longer-stalked, taller, narrower than the others, with pinnæ more distant and more contracted. A glance at its lower surface discovers double rows of brown, linear fruit-dots.

Though one of the largest of its tribe, the Narrow-leaved Spleenwort suggests greater fragility, a keener sensitiveness to uncongenial conditions, than any other of our native ferns. A storm which leaves the other inhabitants of the forest almost untouched beats down its fronds, tender and perishable even in maturity.

This very fragility, accompanied as it is with beauty of form and color, in the midst of the somewhat coarse and hardy growth of the August woods, lends the plant a peculiar charm.

I find it growing beneath great basswoods, lichen-spotted beeches, and sugar maples with trunks branchless for fifty feet, soaring like huge shipmasts into the blue above.

Almost the only flowers in its neighborhood, for in midsummer wood-flowers are rare, are the tiny pink blossoms of the herb Robert, that invincible little plant which never wearies in well-doing, but persists in flowering from June till October, the

violet-blue heads of the almost equally untiring self-heal and the yellow pitchers of the pale touch-me-not or jewel-weed. This plant, a close relative of the more southern and better known spotted touch-me-not, grows in great patches almost in the heart of the woods. The lack of flowers is somewhat atoned for by the coral clusters of the red baneberry and the black-spotted, china-like fruit of the white baneberry.

But ferns chiefly abound in these woods. Everywhere I notice the thin, spreading frond and withered fruit-cluster of the Rattlesnake Fern, in my experience the most ubiquitous member of the *Botrychium* group. More or less frequent are graceful crowns of the Spinulose Shield Fern, slender shining fronds of Christmas Fern, dull-green groups of Silvery Spleenwort and stately plumes of Goldie's Fern. As we draw near the wood's border, where the yellow sunlit fields of grain shine between the tall maple shafts, we push aside umbrella-like Brakes. At the very limits of the woods, close against the rails, grows the sweet-scented *Dicksonia*.

19. NET-VEINED CHAIN FERN

Woodwardia angustifolia

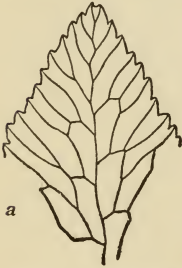
Swampy places from Maine to Florida, in wet woods near the coast.

Sterile fronds.—Twelve to eighteen inches high, pinnatifid with minutely toothed divisions united by a broad wing.

Fertile fronds.—Taller than the sterile, once-pinnate; *pinnae* much contracted; *fruit-dots* in a single row each side of the secondary midribs; *indusium* fixed by its outer margin, opening on the side next the midrib.

The Woodwardias are associated in my mind with sea-air, pine-trees, and the flat, sandy country near Buzzard's Bay, Mass. Both species were met with in one walk not far from the shore.

A little stream, scarcely more than a ditch, divided an open, sunny meadow from a bit of evergreen wood, and on the steep banks of this runlet grew the bright fronds of *Woodwardia angustifolia*, giving at first glance somewhat the impression of *Onoclea sensibilis*. The fronds of both are described as pinnatifid, and in this *Woodwardia* we find the divisions minutely toothed (a), giving them a rough outline which is wanting in *Onoclea sensibilis*. These are the sterile fronds. Among them and taller than they are the fertile fronds with very narrow divisions, covered on the lower side with the chains of fruit-dots (b).





NET-VEINED CHAIN FERN

GROUP III FERTILE FRONDS UNIFORMLY SOMEWHAT LEAF-LIKE,
YET DIFFERING NOTICEABLY FROM STERILE FRONDS

It is a handsome fern and very satisfactory to the novice in fern hunting, because, taking fertile and sterile fronds together, it cannot be confused with any other species.

Crossing the tiny stream, a path dim with the shade of low, dense evergreens and soft and elastic underfoot from their fallen leaves, leads through the woods. Here among the partridge-vine that runs over the rocks, growing from the soft, spongy soil, are groups of the sterile fronds only of this *Woodwardia*, charming little clumps of fresh green that invite one to dig them up and plant them in boxes or baskets for decorative purposes.

GROUP IV

FERTILE AND STERILE FRONDS LEAF-LIKE AND SIMILAR ;
SPORANGIA ON OR BENEATH A REFLEXED PORTION
OF THE MARGIN

20. BRAKE. BRACKEN. EAGLE FERN

Pteris aquilina

Almost throughout North America, in dry, somewhat open places. One to two feet high ordinarily, occasionally much higher.

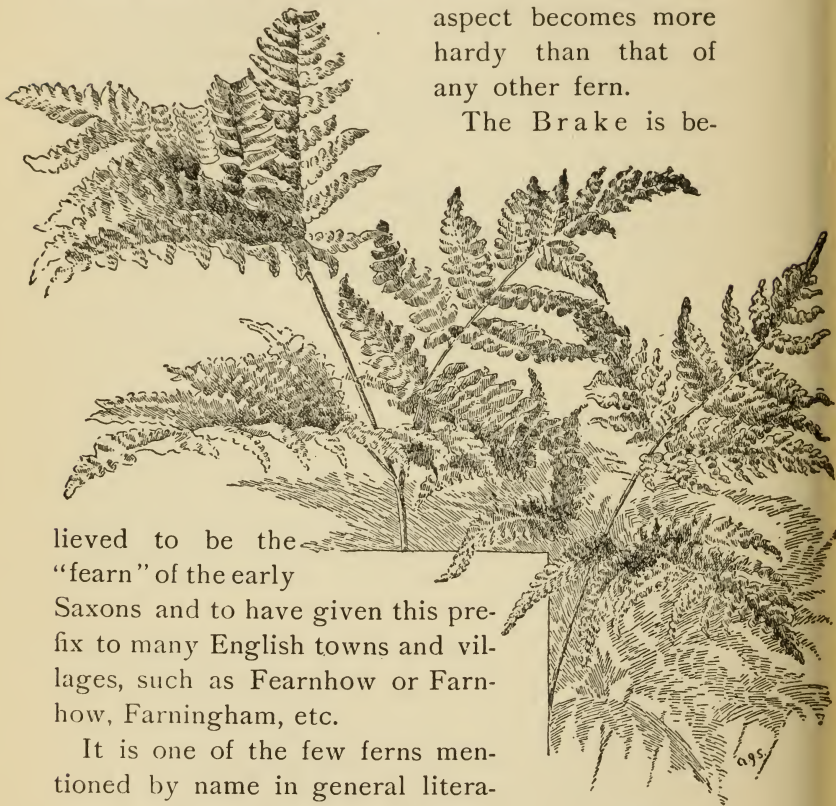
Fronde.—Solitary, one to two feet wide, cut into three primary divisions which are twice-pinnate, widely spreading at the summit of an erect, stout stalk; *sporangia* borne in a continuous line along the lower margin of the frond; *indusium* formed by the reflexed edge of the frond.

Of all ferns the Brake is the most widely distributed. It occurs in one form or another in all parts of the world. With us it grows commonly from one to two feet high, occasionally higher. In Oregon it attains a height of six or seven feet, in the Andes of fourteen feet.

It is a vigorous and often a beautiful and striking plant, growing abundantly on sunny hillsides and in open woods.

In the spring or early summer its solitary spreading frond, light-green and delicate in color, might almost be confused with the Oak Fern. Later its green takes on a dark, dull shade, and its general aspect becomes more hardy than that of any other fern.

The Brake is be-



Brake

lieved to be the "fearn" of the early Saxons and to have given this prefix to many English towns and villages, such as Fearnhow or Farnhow, Farningham, etc.

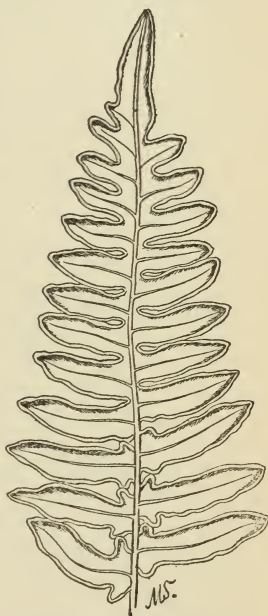
It is one of the few ferns mentioned by name in general literature. In the "Lady of the Lake" it is alluded to in the song of the heir of Armandave:

"The heath this night must be my bed,
The Bracken curtain for my head."

Pteris esculenta, a variety of our Brake, is said to have been one of the chief articles of food in New Zealand. It was called "fern-root," and in Dr. Thompson's "Story of New Zealand" is spoken of as follows: "This food is celebrated in song, and the young women, in laying before travellers baskets of cooked fern-root, chant: 'What shall be our food? Shall shellfish and fern-root? That is the root of the earth; that is the food to satisfy a man; the tongues grow by reason of the licking, as if it were the tongue of a dog.'"

The titles Brake and Bracken are not always confined to their lawful owner. Frequently they are applied to any large ferns, such as the *Osmundas*, or even to such superficially fern-like plants as *Myrica asplenifolia*, the so-called sweet fern.

There is a difference of opinion as to the origin of the plant's scientific name, which signifies eagle wing. Some suppose it to be derived from the outline of the heraldic eagle which has been seen by the imaginative in a cross-section of the young stalk. It seems more likely that a resemblance has been fancied between the spreading frond and the plumage of an eagle.



Pinnule of Brake showing reflexed edges

The Brake turns brown in autumn, but does not wither away till the following year.

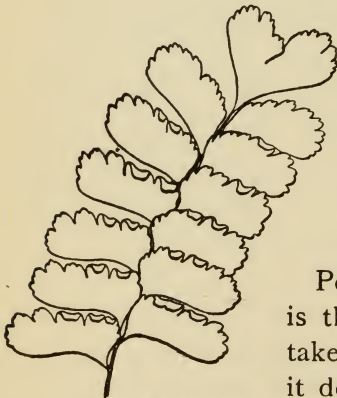
21. MAIDENHAIR

Adiantum pedatum

Nova Scotia to British Columbia, south to Georgia and Arkansas, in moist woods. Ten to eighteen inches high.

*Fronde*s.—Forked at the summit of the slender black and polished stalk, the recurved branches bearing on one side several slender, spreading pinnate divisions; *pinnules* obliquely triangular-oblong; *sporangia* in short fruit-dots on the under margin of a lobe of the frond; *indusium* formed by the reflexed lobe or tooth of the frond.

For purposes of identification it would seem almost superfluous to describe the Maidenhair, a plant which probably is more generally appreciated than all the rest of the ferns together. Yet, strangely enough, it is confused constantly with other plants and with plants which are not ferns.

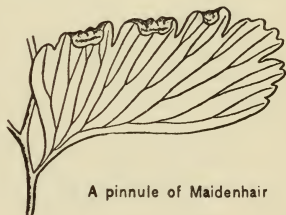


A pinna of Maidenhair

Perhaps the early meadow rue is the plant most commonly mistaken for the Maidenhair. While it does not suggest strikingly our eastern fern, its lobed and rounded leaflets bear a likeness to certain species native to other parts of the country, notably to *A. Capillus-Veneris*, the Venus-hair Fern of the southern States.

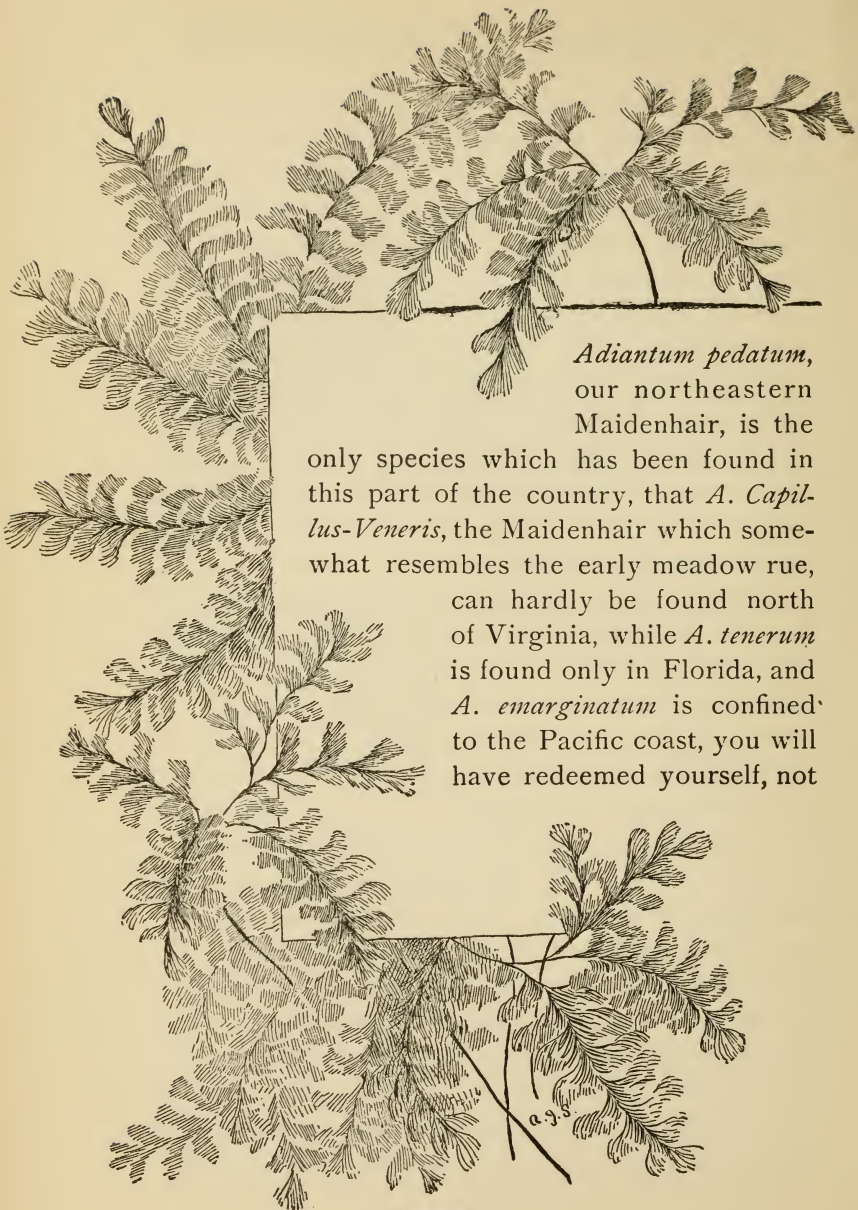
But it is not easy to convince a friend that he has made a mistake in this regard. You chance to be driving by a bank overgrown with the early meadow rue when he calls your attention to the unusual abundance of Maidenhair in the neighborhood. To his rather indignant surprise you suggest that the plant he saw was not Maidenhair, but the early meadow rue. If he have the least reverence for your botanical attainments he grudgingly admits that possibly it was not the ordinary Maidenhair, but maintains stoutly that it was a more uncommon species which abounds in his especial neighborhood. If truly diplomatic you hold your peace and change the subject, but

if possessed by a tormenting love of truth which is always getting you into trouble, you state sadly but firmly that our northeastern States have but one species of Maidenhair, and that



A pinnule of Maidenhair

it is more than improbable that the favored neighborhood of his home (for it is always an unusually rich locality) offers another. The result of this discussion is that mentally you are pronounced both conceited and pig-headed. For a few weeks the plants in question are passed without comment, but by another summer the rich growth of Maidenhair is again proudly exhibited. Only in one way can you save your reputation and possibly convince your friend. When correcting him, if you glibly remark that



Adiantum pedatum, our northeastern Maidenhair, is the only species which has been found in this part of the country, that *A. Capillus-Veneris*, the Maidenhair which somewhat resembles the early meadow rue, can hardly be found north of Virginia, while *A. tenerum* is found only in Florida, and *A. emarginatum* is confined to the Pacific coast, you will have redeemed yourself, not

Maidenhair

from the stigma of conceit, far from it, but from that of error. The glib utterance of Latin names is attended with a strange power of silencing your opponent and filling him with a sort of grudging belief in your scientific attainments.

The truth is that the average layman who takes an interest in plants is as sensitive regarding the Maidenhair as he is about his recognition of an orchid. By way of warning what more need be said?

Though the Maidenhair has a wide range and grows abundantly in many localities, it possesses a quality of aloofness which adds to its charm. Even in neighborhoods where it grows profusely, it rarely crowds to the roadside or becomes the companion of your daily walks. Its chosen haunts are dim, moist hollows in the woods or shaded hill-sides sloping to the river. In such retreats you find the feathery fronds tremulous on their black, glistening stalks, and in their neighborhood you find also the very spirit of the woods.

Despite its apparent fragility, the Maidenhair is not difficult to cultivate if provided with sufficient shade and moisture.

22. HAIRY LIP FERN

Cheilanthes vestita (*C. lanosa*)

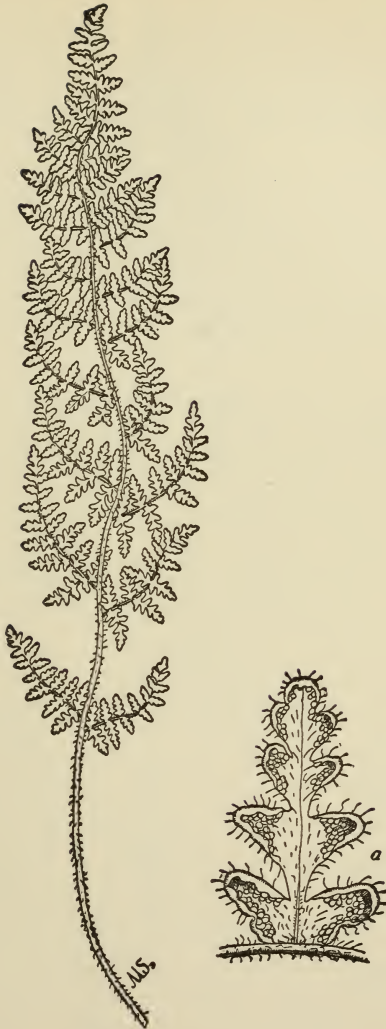
Growing on rocks, Southern New York to Georgia. Six to fifteen inches high, with brown and shining stalks.

*Fronde*s.—Oblong-lance-shaped, rough with rusty hairs, twice-pinnate; *pinnæ* rather distant, triangular-ovate, cut into oblong, more or less incised pinnules; *fruit-dots* roundish; *indusium* formed by the reflexed margins of the lobes which are pushed back by the matured sporangia.

Till a few years ago the most northern station for the Hairy Lip Fern was supposed to be within the limits of New York City. The plant was discovered, in 1866 or 1867, on Manhattan Island, near Fort Tryon, growing on rocks with an eastern exposure. If one should visit this station to-day he would find himself at 196th Street, in the city of New York, some two hundred and thirty-three yards west of the Kingsbridge road, and I fear there would be no trace of this to us rare fern.

Since then the plant has been discovered close to the Hudson River at Poughkeepsie.

Its narrowly oblong, dull-green fronds, more or less covered with red-brown hairs, which give it a somewhat rusty appearance, spring from the clefts and ledges of rocks.



HAIRY LIP FERN

a A fruiting pinnule

23. HAY-SCENTED FERN


Dicksonia pilosiuscula (*D. punctilobula*)

Two to three feet high; hill-sides, meadows, and thickets from Canada to Tennessee.

*Fronde*s.—Ovate-lance-shaped, long-tapering, pale-green, thin and very delicate in texture, slightly glandular and hairy, usually thrice-pinnatifid; *pinnæ* lance-shaped, pointed, repeating in miniature outline of frond; *pinnules* cut again into short and obtuse lobes or segments; *fruit-dots* each on an elevated globular receptacle on a *recurved toothlet*; *indusium* cup-shaped, open at the top.

In parts of the country, especially from Connecticut southward, the Hay-scented Fern is one of the abundant plants. Though not essentially a rock-loving plant, it rejoices in such rocky, upland pastures as crown many of our lower mountain ranges, "great stretches of grayish or sage-green fields in which every boulder and outcrop of rock is marked by masses of the bright-green fronds of *Dicksonia*, over which the air moves lazily, heavy with the peculiar fragrance of this interesting fern." Its singularly delicate, tapering, pale-green fronds, curving gracefully in every direction, rank it among our most beautiful and noticeable ferns. Often along the roadsides it forms great masses of feathery foliage, tempting the weary pedestrian or bicyclist to fling himself upon a couch sufficiently soft and luxurious in appearance to satisfy a sybarite. But I can testify that the Hay-scented Fern does not make so good a bed as it promises.

Two years ago, during a memorably hot August,



HAY-SCENTED FERN

a Early stage of fruiting pinnule

an afternoon drive over an unused mountain road brought us to a picturesque spot where the clear stream tumbled into a rock-paved basin, suggesting so vividly the joy of

“ — the cool silver shock
Of the plunge in a pool's living water,”

that then and there we resolved soon to pitch our tent upon its banks. In all respects it was not a suitable camp site. There were no balsams or evergreens of any kind available for bedding in the neighborhood, so when, a few days later, we had taken up our quarters just above the rock-paved pool, we went into our temporary back-yard where the *Dicksonia* grew abundantly with its usual soft and seductive appearance, and gathered great armfuls for the night's rest. I must frankly own that I never slept on so hard a bed. Since then I have been more than ever inclined to believe that ferns inhabit the earth chiefly for decorative ends. In the present age they do not lend themselves as once they did to medicinal purposes. Usually they are without culinary value. So far as I know animals refuse to eat them on account of their acrid juices. And experience proves that when used as a bed they do not

“ — medicine thee to that sweet sleep
Which thou owedst yesterday.”

The Hay-scented Fern is very sensitive, withering with the early frosts. Sometimes in the fall it

bleaches almost white. Then its slender fronds seem like beautiful wraiths of their former selves.

The *Dicksonia*, as he always calls it, is Thoreau's favorite among the ferns. Its fronds are sweet-scented when crushed or in drying, and to their fragrance he was peculiarly sensitive :

“Going along this old Carlisle road . . . road where all wild things and fruits abound, where there are countless rocks to jar those who venture in wagons; road which leads to and through a great but not famous garden, zoölogical and botanical, at whose gate you never arrive—as I was going along there, I perceived the grateful scent of the *Dicksonia* fern now partly decayed. It reminds me of all up country, with its springy mountain-sides and unexhausted vigor. Is there any essence of *Dicksonia* fern, I wonder? Surely that giant, who my neighbor expects is to bound up the Alleghenies, will have his handkerchief scented with that. The sweet fragrance of decay! When I wade through by narrow cow-paths, it is as if I had strayed into an ancient and decayed herb garden. Nature perfumes her garments with this essence now especially. She gives it to those who go a-barberrying and on dark autumnal walks. The very scent of it, if you have a decayed frond in your chamber, will take you far up country in a twinkling. You would think you had gone after the cows there, or were lost on the mountains.”

Again :

“Why can we not oftener refresh one another

with original thoughts? If the fragrance of the Dicksonia fern is so grateful and suggestive to us, how much more refreshing and encouraging, recreating, would be fresh and fragrant thoughts communicated to us from a man's experience? I want none of his pity nor sympathy in the common sense, but that he should emit and communicate to me his essential fragrance . . . going a-huckleberrying in the fields of thought, and enriching all the world with his vision and his joys."

in connection with this fern Thoreau indulges in one of those whimsical, enchanting disquisitions with the spirit of which you are in complete accord, even though you may seem to contradict the letter:

"It is only when we forget all our learning that we begin to know. I do not get nearer by a hair's-breadth to any natural object, so long as I presume that I have an introduction to it from some learned man. To conceive of it with a total apprehension, I must for the thousandth time approach it as something totally strange. If you would make acquaintance with the ferns, you must forget your botany. Not a single scientific term or distinction is the least to the purpose. You would fain perceive something, and you must approach the object totally unprejudiced. You must be aware that nothing is what you have taken it to be. In what book is this world and its beauty described? Who has plotted the steps toward the discovery of beauty? You must be in a different state from common. Your greatest success will be simply to perceive

GROUP IV FERTILE AND STERILE FRONDS LEAF-LIKE AND SIMILAR ;
SPORANGIA ON OR BENEATH A REFLEXED MARGIN

that such things are, and you will have no communication to make to the Royal Society. If it were required to know the position of the fruit-dots or the character of the indusium, nothing could be easier than to ascertain it ; but if it is required that you be affected by ferns, that they amount to anything, signify anything to you, that they be another sacred scripture and revelation to you, helping to redeem your life, this end is not so easily accomplished."

GROUP V

FERTILE AND STERILE FRONDS LEAF-LIKE AND SIMILAR ;
SPORANGIA IN LINEAR OR OBLONG FRUIT-DOTS

24. LADY FERN

Asplenium Filix-femina

A wood and roadside fern, growing in all parts of the country and presenting many varying forms. One to three feet high, with tufted, straw-colored, reddish, or brownish stalks.

*Fronde*s.—Broadly lance-shaped, tapering toward the apex, twice-pinnate; *pinnæ* lance-shaped; *pinnules* oblong-lanceolate, toothed or incised; *fruit-dots* short, curved; *indusium* delicate, curved, sometimes shaped like a horseshoe.

The Lady Fern is found in all parts of the country. Sometimes it forms a part of the tangle of wild, graceful things which grow close to the roadside fence. Again, in company with the Silvery Spleenwort, the Evergreen Wood Fern and the Spinulose Shield Fern, forming perhaps a background for the brilliant scarlet clusters of the wild bergamot, it fringes the banks of some amber-colored brook which surprises us with its swift, noiseless flow as we stroll through the woods.

The earliest fronds uncurl in May. In June the



a Fruiting pinnule

LADY FERN

b Portion of same

plant is very graceful and pleasing. When growing in shaded places it is often conspicuous by reason of its bright pink or reddish stalks, which contrast effectively with the delicate green of the foliage. But in later summer, judging by my own experience, the Lady Fern loses much of its delicacy. Many of its fronds become disfigured and present a rather blotched and coarse appearance.

This seems strange in view of the fact that the plant is called by Lowe, a well-known English writer, the "Queen of Ferns," and that it is one of the few ferns to which we find reference in literature. Scott pays it the compliment, rarely bestowed upon ferns, of mentioning it by name:

" Where the copse wood is the greenest,
 Where the fountain glistens sheenest,
 Where the morning dew lies longest,
 There the Lady Fern grows strongest."

In English works devoted to ferns I find at least two poems, more remarkable for enthusiasm than for poetic inspiration, in its honor. I quote a portion of the one which occurs in Miss Pratt's "Ferns of Great Britain and Their Allies":

" But seek her not in early May,
 For a Sibyl then she looks,
 With wrinkled fronds that seem to say,
 ' Shut up are my wizard books !'
 Then search for her in the summer woods,
 Where rills keep moist the ground,
 Where Foxgloves from their spotted hoods,
 Shake pilfering insects round ;

When up and clambering all about,
The Traveller's Joy flings forth
Its snowy awns, that in and out
Like feathers strew the earth :
Fair are the tufts of meadow-sweet
That haply blossom nigh ;
Fair are the whirls of violet
Prunella shows hard by ;
But nor by burn in wood, or vale,
Grows anything so fair
As the plummy crest of emerald pale,
That waves in the wind, and sighs in the gale,
Of the Lady Fern, when the sunbeams turn
To gold her delicate hair."

The other, which I give in full, on account of its quaintness, appeared in the *Botanical Looker-out* of Edwin Lees:

" When in splendor and beauty all nature is crown'd,
The Fern is seen curling half hid in the ground,
But of all the green brackens that rise by the burn,
Commend me alone to the sweet Lady Fern.

" Polypodium indented stands stiff on the rock,
With his sori exposed to the tempest's rough shock ;
On the wide, chilly heath Aquilina stands stern,
Not once to be named with the sweet Lady Fern.

" Filix-mas in a circle lifts up his green fronds
And the Heath Fern delights by the bogs and the ponds ;
Through their shadowy tufts though with pleasure I turn,
The palm must still rest with the fair Lady Fern.

" By the fountain I see her just spring into sight,
Her texture as frail as though shivering with fright ;
To the water she shrinks—I can scarcely discern
In the deep humid shadows the soft Lady Fern.

GROUP V

FERTILE AND STERILE FRONDS LEAF-LIKE AND SIMILAR;
 SPORANGIA IN LINEAR OR OBLONG FRUIT-DOTS

“ Where the water is pouring forever she sits,
 And beside her the Ouzel, the Kingfisher flits ;
 There, supreme in her beauty, beside the full urn,
 In the shade of the rock stands the tall Lady Fern.

“ Noon burns up the mountain ; but here by the fall
 The Lady Fern flourishes graceful and tall.
 Hours speed as thoughts rise, without any concern,
 And float like the spray gliding past the green Fern.”

25. SILVERY SPLEENWORT

Asplenium thelypteroides (*A. acrostichoides*)

Canada to Alabama and westward, in rich woods. One to three feet high.

*Fron*ds. — Lance-shaped, tapering both ways from the middle, once-pinnate; *pinnæ* linear-lanceolate, deeply cut into obtuse segments; *fruit-dots* oblong; *indusium* silvery when young.



Entire frond

The Silvery Spleenwort grows in company with its kinsman, the Narrow-leaved Spleenwort, and also with many of the *Aspidiums*, such as the Spinulose Shield Fern, the Evergreen Wood Fern, the Christmas and Goldie's Fern. I find it growing in large patches in the rich woods, often near water, either in boggy ground or on the very edge of the clear, brown brook.

Sometimes it is difficult to detect a single fertile frond in a group of plants covering many square feet of ground. This is probably owing



a Upper part of fertile frond of Silvery Spleenwort

b Portion of truiting pinna

c Portion of pinna showing double fruit-dots

to the deeply shaded situations which it favors, as in sunny exposures I have noticed an abundance of fertile fronds.

Its color is a dull green, the silvery indusia on the lower surfaces of the pinnæ giving the plant its English title. Although usually its fronds are larger, their outline, tapering as it does both ways from the middle, somewhat suggests that of the New York Fern. It is readily identified, as the oblong or linear fruit-dots at once proclaim it a Spleenwort, and no other member of this tribe has fronds of the same shape.

Although it cannot be classed among the rare ferns, it is absent from many promising localities, and is associated in my mind with especially successful expeditions.

26. RUE SPLEENWORT. WALL RUE

Asplenium Ruta-muraria

A small rock fern, growing on limestone, Vermont to Michigan and southward. Four to seven inches long, with green, slender, tufted stalks.

Fronde.—Triangular-ovate, smooth, evergreen, twice or thrice-pinnate below; *pinnæ* cut into stalked pinnules; *fruit-dots* confluent at maturity, covering nearly the whole lower surface of pinnules; *indusium* delicate.

My first acquaintance with the little Rue Spleenwort in its own home dates back to the memorable day when we discovered the new station for the Hart's Tongue.



RUE SPLEENWORT

As I have already mentioned in my description of the Purple Cliff Brake, on a chance morning call I learned that twenty-five years before the Rue Spleenwort and the Purple Cliff Brake had been found on certain cliffs which overhung some neighboring falls.

On these very cliffs a quarter of a century later we found a few specimens of each plant. The tiny fronds of the Rue Spleenwort grew from small fissures in the cliffs, flattening themselves against their rocky background.

About a month later we returned to the spot for the purpose of securing photographs of the natural gallery where the plants grew. The seamed, overhanging rocks, the neighboring stream plunging nearly two hundred feet to the ravine below, the bold opposite cliffs showing here and there through their cloak of trees, and above and beyond the smiling upland pastures, the wood-crowned hills, and the haze-softened valley, had left a picture in the mind that we hoped to reproduce, however inadequately, by means of the camera.


This morning we had approached the cliffs from an opposite direction. In climbing a gradual ascent from the bed of the stream, we found a plant of the Rue Spleenwort which was more vigorous and thrifty than any we had previously seen. In the single tuft, about as large as the palm of one's hand, we counted forty-five green fronds. Their lower surfaces, in many cases, were covered with confluent fruit-dots. The plant had much the effect of a rather small spec

GROUP V FERTILE AND STERILE FRONDS LEAF-LIKE AND SIMILAR ;
SPORANGIA IN LINEAR OR OBLONG FRUIT - DOTS

imen of the Mountain Spleenwort. The short, broad fronds were somewhat leathery, with only a few pin-næ. Considering its lack of size, the little cluster, springing from the bare rock, made so definite and interesting a picture that we tried to photograph it as it grew. But after some time spent in striving to secure a foothold for the tripod, and at the same time for the photographer, we gave up the attempt as hopeless.

In England the Rue Spleenwort is found growing on old walls, specially on their northern sides, also on church-towers, bridges, and ruins. It is said to be difficult to cultivate.

Formerly this fern yielded a decoction which was supposed to be beneficial in attacks of pleurisy and of jaundice.



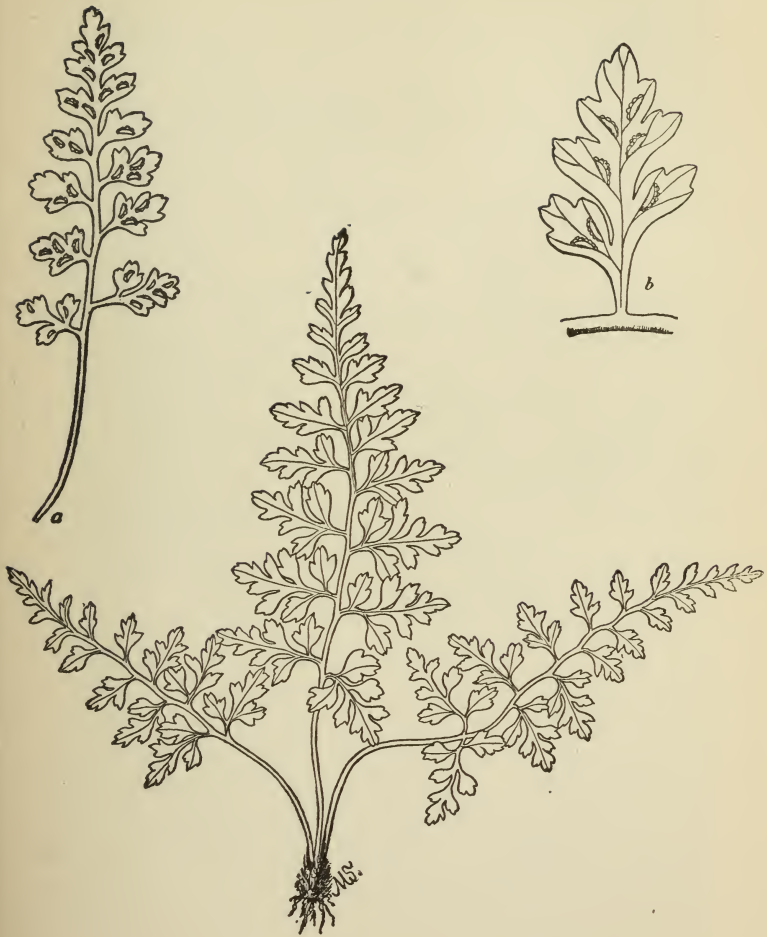
27. MOUNTAIN SPLEENWORT

Asplenium montanum

Connecticut and New York to Georgia. A small rock fern from two to eight inches long, with stalks brown at base.

Fronds. — Ovate-lanceolate in outline, somewhat leathery, cut into oblong pinnæ, the lower ones of which are cut again into more or less oblong, toothed divisions, the upper ones less and less divided; *rachis* green, broad, flat; *fruit-dots* linear, short; *indusium* thin, hidden at length by the sporangia, which mature in July.

With us this plant is decidedly rare. New York and Connecticut are given as its northern limits. I have found it only in one locality, in the neighborhood of a mountain lake in Ulster County, N. Y. Though growing here somewhat abundantly, the fern is so small that, unless your eyes are trained to search every cranny in the hope of some new find, you are not likely to notice it. Even with trained eyes you may readily fancy that the narrow chinks in the cliffs which rise sheerly from the lake are merely patched with moss. But when you have pulled your boat close under the shelving rocks,



MOUNTAIN SPLEENWORT


a A fertile frond

b A pinna of fertile frond

GROUP V

FERTILE AND STERILE FRONDS LEAF-LIKE AND SIMILAR;
SPORANGIA IN LINEAR OR OBLONG FRUIT-DOTS

and have secured a hold that enables you to stand up and examine at leisure the suspicious patches, your heart bounds with delight as you get a near view of the fringe of blue-green, leathery fronds which flatten themselves against the gray



Mountain Spleenwort

cliffs. Apparently only the plants that grow under specially favorable conditions

are able to develop fronds that attain a length of five or six inches. Only in what must have been almost constant shadow, under the shelving rocks, directly above the lake and refreshed always by its moisture, did I find these really



“ In the shaded crevices of a cliff ”

attractive, thrifty-looking plants. The specimens, which were located at some distance from the lake, growing in one instance on top of a mountain, again in the shaded crevices of a cliff, were tiny, indefinite-looking plants with nothing to recommend them to any eyes save those of the fern collector. In every instance they grew from fissures in the rocks, rooting apparently in a mere pinch of earth, yet with such tenacity that it would have been very difficult to extract a plant unharmed. In almost every case they were shielded much of the time from exposure to the sun.

The large plants in the immediate vicinity of the lake were noticeably bluish-green in color.

It is to be hoped that the few known haunts of the Mountain Spleenwort will be respected in order that this rare little plant may be preserved.

28. EBONY SPLEENWORT

Asplenium ebeneum (*A. platyneuron*)

Maine to Florida and westward, on rocks and hill-sides. Nine to eighteen inches high, with blackish and shining stalks.

*Fronde*s.—Upright, narrowly oblanceolate, fertile fronds much the taller, once-pinnate; *pinnae* usually alternate, oblong, finely toothed, the base auricled on the upper or on both sides; *fruit-dots* many, oblong, nearer midvein than margin; *indusium* silvery till maturity.

The slender fronds of the Ebony Spleenwort hold themselves with a sort of rigid grace which suggests a combination of delicacy and endurance.



Portion of fertile frond

It is an attractive plant with an elusiveness of habit which serves, perhaps, to increase its charm. Its range is from Maine to Florida and westward; it is said to prefer limestone soil, and my past experience has

proved it a fairly common plant, yet so far this summer, in many expeditions in a part of the country rich in limestone, I have found only one specimen, while last year along the roadsides of Long Island I found its black-stemmed fronds standing erect and slim in crowded ranks under groups of red cedars. In other years it has abounded in localities of a different character, sometimes following its little relative, the Maiden-hair Spleenwort, into moist ravines or along

Fertile pinna
magnified



EBONY SPLEENWORT

GROUP V FERTILE AND STERILE FRONDS LEAF-LIKE AND SIMILAR ;
SPORANGIA IN LINEAR OR OBLONG FRUIT-DOTS

the shelves of shaded rocks, again climbing exposed hill-sides, where its fresh beauty is always a surprise.

The fronds of the Ebony Spleenwort usually face the sun, even if so doing necessitates the twisting of its stalk.


29. MAIDENHAIR SPLEENWORT

Asplenium Trichomanes

Almost throughout North America. A small rock fern, four to twelve inches long, with purplish-brown and shining, thread-like stalks.

*Fronde*s.—Linear in outline, somewhat rigid, once-pinnate; *pinnae* roundish or oval, unequal-sided, attached to rachis by a narrow point, entire or toothed; *fruit-dots* short, oblong, narrowed at the ends, three to six on each side of the midrib; *sporangia* dark-brown when ripe; *indusium* delicate.

In childhood the delicate little fronds and dark, glistening, thread-like stalks of the Maidenhair Spleenwort seemed to me a token of the mysterious,



Fertile pinnae

ecstatic presence of the deeper woods, of woods where dark hemlocks arched across the rock-broken stream, where the spongy ground was carpeted with low, nameless plants with white-veined or shining leaves and coral-like berries, where

precious red-cupped mosses covered the fallen tree-trunks and strange birds sang unknown songs.

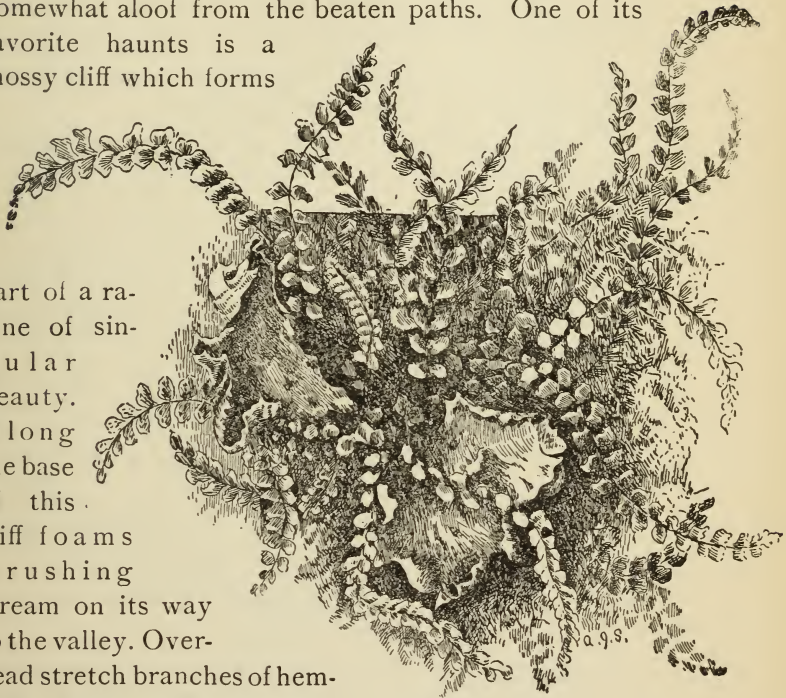
Perhaps because in those days it was a rare plant

to be met with on rare occasions, in a spirit of breathless exultation, I almost begrudge finding it now on shaded cliffs close to the highway.

Certainly it seems lovelier when it holds itself somewhat aloof from the beaten paths. One of its favorite haunts is a mossy cliff which forms

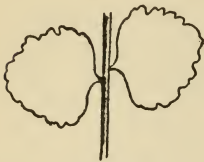
part of a ravine of singular beauty. Along the base of this cliff foams a rushing stream on its way to the valley. Overhead stretch branches of hemlock, cedar, and basswood.

On the broader shelves the mountain maple, the silver birch, and the hobble-bush secure a precarious foothold. Below rare sunbeams bring out rich patches of color on the smooth, muscular trunks of the beeches. Close to the water, perhaps, wheel a pair of spotted sand-pipers, now



Maidenhair Spleenwort

lighting on the rocks in order to secure some insect, now tilting backward and forward with the comical motion peculiar to them, now gliding swiftly along the pebbly shore till their brown and gray and white coats are lost in the brown and gray and white of shore, rock, and water.



Lower pinnae

In such a retreat as this ravine the Maidenhair Spleenwort seems peculiarly at home. Its tufted fronds have a fresh greenness that is a delight to the eye as they spring from little pockets or crannies too shallow, we would suppose, for the necessary moisture and nourishment. Its near companions are the Walking Fern, whose tapering, leaf-like, blue-green fronds leap along the shelving ledge above, and the Bulblet Bladder Fern, which seems to gush from every crevice of the cliff.



Upper pinnae

30. GREEN SPLEENWORT

Asplenium viride

Northern New England, west and northward, on shaded rocks. A few inches to nearly a foot long, with tufted stalks, brownish below, green above.

Fronde.—Linear-lanceolate, once-pinnate, pale green; *pinnae* ovate, toothed, midvein indistinct and forking; *fruit-dots* oblong; *indusium* straight or curved.


The Green Spleenwort in general appearance resembles the Maidenhair Spleenwort. Perhaps



GREEN SPLEENWORT

GROUP V FERTILE AND STERILE FRONDS LEAF-LIKE AND SIMILAR ;
SPORANGIA IN LINEAR OR OBLONG FRUIT-DOTS

its most distinguishing feature is its stalk, which, though brown below, becomes green above, while that of its little relative is dark and shining throughout. Its discovery on Mt. Mansfield, Vt., by Mr. Pringle gave it a place in the flora of the United



Fertile pinnae

States, as is shown in the following passage from Mr Pringle's address before the Vermont Botanical Club:

“On this first visit to Mt. Mansfield my work was restricted to the crest of the great mountain. About the cool and shaded cliffs in front of the Summit House were then first brought to my view *Aspidium fragrans* . . . and *Asplenium viride*, . . . for I was still on my fern hunt. The finding of the former added a species to the Vermont catalogue; the latter was an addition to the flora of the United States. Such little discoveries gave joy to the young collector.”

*

31. SCOTT'S SPLEENWORT

Asplenium ebenoides

Connecticut to the Mississippi and southward to Alabama, on limestone. Four to twelve inches long, with blackish and shining stalks.

*Fronde*s.—Lanceolate, tapering to a long, narrow apex, generally pinnate below, pinnatifid above; *fruit-dots* straight or slightly curved; *indusium* narrow.



SCOTT'S SPLEENWORT

The known stations of this curious little plant are usually in the immediate neighborhood of the Walking Leaf and the Ebony Spleenwort, of which ferns it is supposed to be a hybrid. The long, narrow apex occasionally forming a new plant, and the irregular fruit-dots remind one of the Walking Leaf, while the lustrous black stalk, the free veins, and the pinnate portions of the fronds suggest the Ebony Spleenwort.

Scott's Spleenwort matures in August. It is rare and local, except in Alabama. The fact, however, that it has been discovered in widely distant localities east of the Mississippi should lend excitement to fern expeditions in any of our limestone neighborhoods where we see its chosen associates, the Walking Leaf and the Ebony Spleenwort. To find a new station for this interesting little fern, even if it consisted of one or two plants only, as is said to have been the case at Canaan, Conn., would well repay the fatigue of the longest tramp.

32. PINNATIFID SPLEENWORT

Asplenium pinnatifidum

New Jersey and Pennsylvania to Illinois, and southward to Alabama and Arkansas, on rocks. Four to fourteen inches long, with polished stalks, blackish below, green above, when young somewhat chaffy below.

Fronde.—Broadly lance-shaped, tapering to a long, slender point, pinnatifid or pinnate below; *pinnae* rounded or the lowest tapering to a point, *fruit-dots* straight or somewhat curved; *indusium* straight or curved.



PINNATIFID SPLEENWORT

This plant resembles the Walking Leaf to such an extent that formerly it was not considered a separate species. The long, slender apex of its frond, which, it is said, sometimes takes root, as in the Walking Leaf, gave ground for its confusion with that fern. But the tapering apex of the frond of the Pinnatifid Spleenwort is not so long and the veins of the frond are free.

The Pinnatifid Spleenwort grows on rocks. Its usual companions are the Mountain Spleenwort and the Maidenhair Spleenwort. Williamson tells us that, though it is quite common in Kentucky, he has never found a frond which rooted at the apex. Eaton, however, speaks of "one or two instances of a slight enlargement of the apex, as if there were an attempt to form a proliferous bud."

33. BRADLEY'S SPLEENWORT

Asplenium Bradleyi

New York to Georgia and Alabama, westward to Arkansas, on rocks preferring limestone. Six to ten inches long, with slender, chestnut-brown stalks.

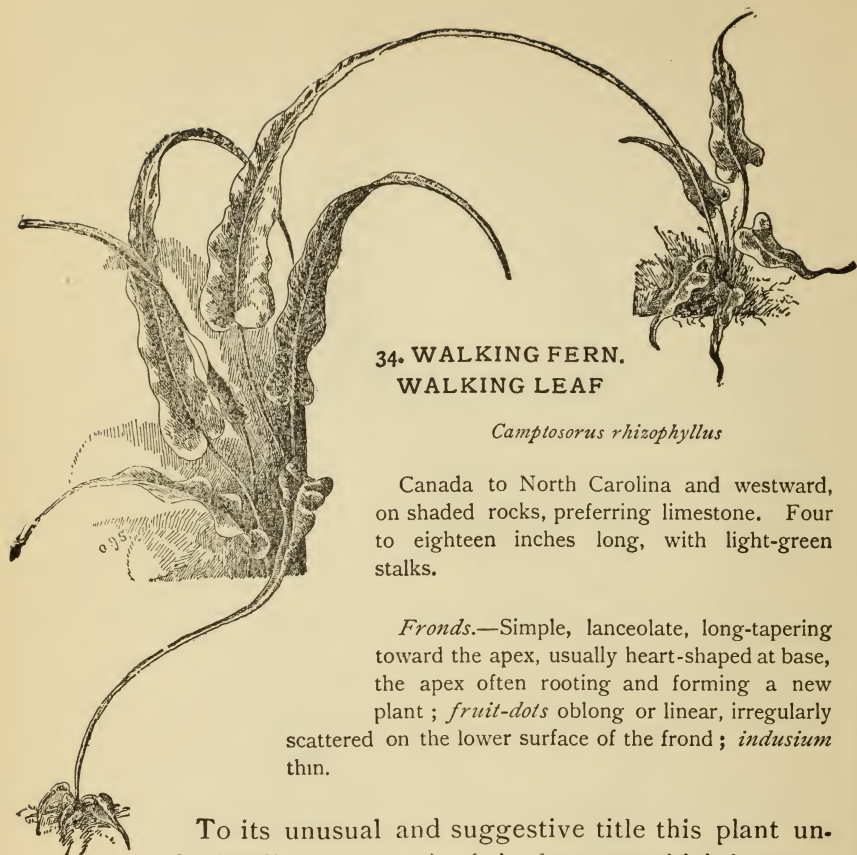
*Fronde*s.—Oblong-lanceolate or oblong, tapering to a point, pinnate; *pinnæ* oblong-ovate, lobed or pinnatifid; *fruit-dots* short, near the midrib; *indusium* delicate.

To my knowledge the only place in the northeastern States where this rare and local species has been collected is near Newburg, N. Y., where Dr. Eaton found a plant growing on lime rock in 1864.



BRADLEY'S SPLEENWORT

a Fertile pinna



34. WALKING FERN.
WALKING LEAF

Camptosorus rhizophyllus

Canada to North Carolina and westward, on shaded rocks, preferring limestone. Four to eighteen inches long, with light-green stalks.

Fronde.—Simple, lanceolate, long-tapering toward the apex, usually heart-shaped at base, the apex often rooting and forming a new plant; *fruit-dots* oblong or linear, irregularly scattered on the lower surface of the frond; *indusium* thin.

To its unusual and suggestive title this plant undoubtedly owes much of the interest which it seems to arouse in the minds of those who do not profess to be fern-lovers. A friend tells me that as a child, eagerly on the lookout for this apparently active little plant, he was so much influenced by its title that he thought it might be advantageous to secure a butterfly-net as an aid in its capture. I find that older people as well are tempted to unwonted energy if promised a glimpse of the Walking Fern. Then,

GROUP V FERTILE AND STERILE FRONDS LEAF-LIKE AND SIMILAR ;
SPORANGIA IN LINEAR OR OBLONG FRUIT-DOTS

too, the scarcity of the plant in many localities, or, indeed, its entire absence from certain parts of the country, gives it a reputation for rarity which is one of the most certain roads to fame.

For many years I was unable to track it to any of its haunts. During a summer spent in Rensselaer County, N. Y., the Walking Leaf was the object of various expeditions. I recall one drive of twenty-five miles devoted to hunting up a rumored station.

At the end of the day, which turned out cold and rainy, and fruitless so far as its special object was concerned, I felt inclined to believe that the plant had justified its title and had walked out of the neighborhood. Yet, after all, no such expedition, even with wind and weather against one, as in this case, is really fruitless. The sharp watch along the roadside, the many little expeditions into inviting pastures, up promising cliffs, over moss-grown bowlders, down to the rocky border of the brook, are sure to result in discoveries of value or in moments of delight. A flower yet unnamed, a butterfly beautiful as a gem, an unfamiliar bird-song traced to its source, a new, suggestive outlook over the well-known valley, and, later, "a sleep pleasant with all the influences of long hours in the open air"—any or all of these results may be ours, and go to make the day count.



Portion of fertile frond

Finally, one September afternoon, shortly before leaving the neighborhood, we resolved upon a last search, in quite a new direction. Several miles from home, at a fork in the road, standing in a partially wooded pasture, we noticed just such a large, shaded rock, with mossy ledges, as had filled us with vain hopes many times. J. suggested a closer examination, which I discouraged, remembering previous disappointments. But something in the look of the great boulder provoked his curiosity, so over the fence and up the ledges he scrambled. Almost his first resting-place was a projecting shelf which was carpeted with a mat of bluish-green foliage. It needed only a moment's investigation to identify the leathery, tapering fronds of the Walking Fern. No one who has not spent hours in some such search as this can sympathize with the delight of those moments. We fairly gloated over the quaint little plants, following with our fingers the slender tips of the fronds till they rooted in the moss, starting another generation on its life journey, and earning for itself the title of Walking Leaf or Walking Fern.

Although since then I have found the Walking Leaf frequently, and in great abundance, I do not remember ever to have seen it make so fine a display. The plants were unusually large and vigorous, and the aspect of the matted tufts was uncommonly luxuriant. To be sure, some allowance must be made for the glamour of a first meeting.

The Walking Leaf grows usually on limestone



“We fairly gloated over the quaint little plants.”

rocks, though it has been found on sandstone, shale, and conglomerate as well. I have also seen it on the stumps of decaying trees near limestone cliffs in Central New York, where it is a common plant, creeping along the shaded, mossy ledges above star-like tufts of the Maidenhair Spleenwort and fragile clusters of the Slender Cliff Brake, venturing to the brook's edge with sprays of the Bulblet Bladder Fern, and climbing the turreted summits of the hills close to the Purple Cliff Brake.

Although without the grace of the Maidenhair, the delicacy of certain of the Spleenworts, or the stately beauty of the Shield Ferns, the oddity and sturdiness of this little plant are bound to make it a favorite everywhere.

Occasionally a plant is found which will keep up its connection with two or three generations; that is, a frond will root at the apex, forming a new plant (the second generation). This will also send out a rooting frond which gives birth to a new plant (the third generation) before the two first fronds have decayed at their tips so as to sever the connection.

At times forking fronds are found, these forks also rooting occasionally at their tips.

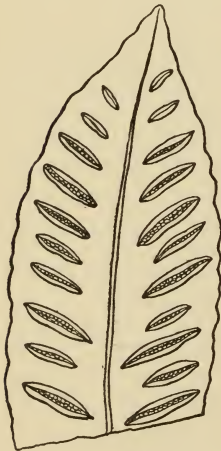
35. HART'S TONGUE

Scolopendrium vulgare (*S. scolopendrium*)

Shaded ravines under limestone cliffs in Central New York and near South Pittsburg, Tenn. A few inches to nearly two feet long, with stalks which are chaffy below and sometimes to the base of the leaf.

Fronde.—Narrowly oblong, undivided, from a somewhat heart-shaped base, bright-green; *fruit-dots* linear, elongated, a row on either side of the midrib and at right angles to it; *indusium* appearing to be double.

When Gray describes a fern as “very rare” and Dr. Britton limits it to two small stations in neighboring counties in the whole northern United States, the fern lover looks forward with a sense of eager anticipation to seeing it for the first time.



Tip of fertile frond

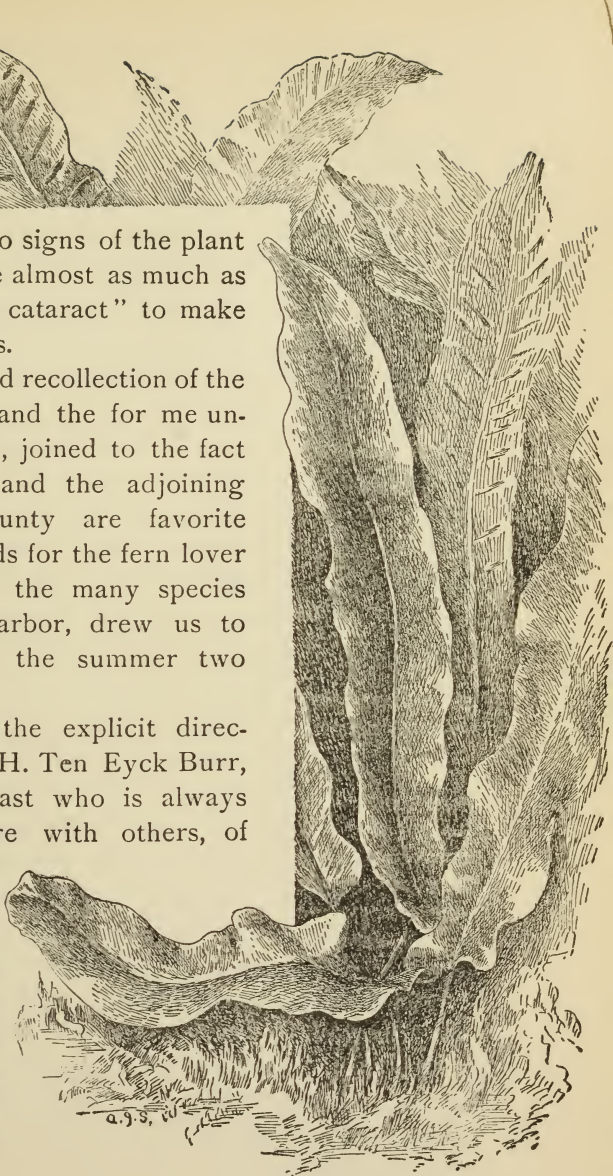
During a week spent at Cazenovia, N. Y., a few years ago, I learned that the rare Hart's Tongue grew at Chittenango Falls, only four miles away. But my time was limited, and on a single brief visit to the picturesque spot where the broad Chittenango stream dashes over cliffs one hundred and fifty feet high, losing

itself in the wild, wooded glen below on its journey to the distant valley, I did little more than revel in the beauty of the foaming mass which for many days “haunted me like a pas-

sion." I saw no signs of the plant which has done almost as much as "the sounding cataract" to make the spot famous.

The combined recollection of the beautiful falls and the for me undiscovered fern, joined to the fact that Madison and the adjoining Onondaga County are favorite hunting grounds for the fern lover on account of the many species which they harbor, drew us to Cazenovia for the summer two years later.

Guided by the explicit directions of Mr. J. H. Ten Eyck Burr, a fern enthusiast who is always ready to share with others, of whose good faith he is assured, his enjoyment of the hiding-places of his favorites, we found at last the Hart's Tongue in its own home.



Hart's Tongue

If Mr. Burr's kindness in sending me some fine pressed specimens, and the illustrations I had seen in various books, had not already made me familiar with the general look of the plant, the long, undivided, tongue-like fronds, so different from one's preconceived notion of a fern, would have been a great surprise. Even now, although I have visited many times its hidden retreats, and have noted with delight every detail of its glossy, vigorous growth, it seems to me always as rare and unusual as it did the first day I found it.

At Chittenango Falls the Hart's Tongue grows a few yards from the base of bold, overhanging limestone cliffs, the tops of which are fringed by pendent roots of the red cedar. Nearly always it is caught beneath moss-grown fragments of the fallen limestone, the bright-green, undulating, glossy leaves either standing almost erect (curving outward slightly above) or else falling over toward the slope of the land so as to present a nearly prostrate appearance. At times these fronds are very numerous, as many as fifty to a plant, forming great clumps of foliage. Again we find a plant with only half a dozen or even fewer green fronds. At maturity the linear, bright-brown fruit-dots, a row on either side the midrib, are conspicuous on the lower surfaces of the fronds.

This haunt of the Hart's Tongue is shaded by a growth of tall basswoods and maples, of sturdy oaks and hemlocks. The neighboring cliffs are draped with the slender fronds of the Bulblet Blad-

der Fern. On every side rise the tall crowns of the omnipresent Evergreen Wood Fern. Lower down, close to the rushing stream which we see mistily through the green branches, its roar always in our ears, grow the Walking Leaf and the Maidenhair. The little Polypody climbs over the rocks and perches contentedly on the spreading roots of trees, while a few fragile plants of the Slender Cliff Brake, something of a rarity in these parts, are fastened to the mossy ledges.

The other published northern station of the Hart's Tongue is at Jamesville, some fifteen miles from Chittenango Falls, near a small sheet of water known commonly as Green Pond, christened botanically Scolopendrium Lake. Here also it grows among the talus at the foot of limestone cliffs. The plants which I found in this locality were less luxuriant than those at Chittenango Falls. They grow in more exposed, less shaded spots.

Scolopendrium Lake has become somewhat famous in the world of fern students by reason of Mr. Underwood's claim that in its immediate vicinity, within a radius of fifty rods from the water's edge (the lake being a mere pond), grow twenty-seven different kinds of ferns, while within a circle whose diameter is not over three miles thirty-four species have been found. During this one day we gave to the neighborhood, we could not hope to find so great a number, the result, perhaps, of many days' investigation, and were forced to content ourselves with the twenty-one species we did find. In

she had found the Hart's Tongue. The station being previously quite unknown, this was a most interesting discovery. On entering the ravine we had discussed its possibility, but I had fancied that any hope of it would be unfounded, as I supposed the ground had been thoroughly canvassed by the many botanists who had visited the neighborhood.

The plants were still young, but large and vigorous, growing in a partial opening among the bass-woods, maples, and beeches, on a steep slope covered with fragments of limestone, some thirty or forty feet from the base of the cliffs. We must have found from twenty to thirty plants within a radius of as many feet.

Unfortunately, as it turned out, the discovery found its way to the columns of the local paper, and on our return to the station, some weeks later our eager expectation of seeing the young plants in the splendor of maturity was crushed by finding that the spot had been ruthlessly invaded and a number of the finest plants had disappeared. Before long it will be necessary for botanists to form a secret society, with vows of silence as to fern localities and some sort of lynch law for the punishment of vandals.

This fern, so rare with us, is a common plant in Europe, its fronds attaining at times a length of two or three feet. In Ireland and the Channel Islands it is especially abundant. In Devonshire, England, it is described as growing "on the tops and at the sides of walls ; hanging from old ruins . . . drop-

ping down its long, green fronds into the cool and limpid water of roadside wells hewn out of the rock; often exposed to the full blaze of the sun, but always in such cases dwindled down to a tiny size" ("The Fern Paradise").

The Hart's Tongue has been known as the Caterpillar Fern and the Seaweed Fern.


36. VIRGINIA CHAIN FERN

Woodwardia Virginica

Swampy places, often in deep water, from Maine to Florida. Two to more than three feet high.

Fronde.—Once-pinnate; *pinnæ* pinnatifid, with oblong segments; *fruit-dots* oblong, in chain-like rows along the midrib both of the *pinnæ* and of the lobes, confluent when ripe; *indusium* fixed by its outer margin, opening on the side next the midrib.

Emerging from the shade and silence of a little wood upon the rolling downs where one has glimpses of the blue bay, our attention is attracted by a tall fern beside the path, growing among a tangle of shrubs and vines. It does not grow in symmetrical crowns or tufts like an *Osmunda*, but its fronds are almost as handsome, the divisions being wider apart and more scattered. Turning over two or three of the rather glossy fronds, we find a rusty-backed, fertile frond, covered on one side with the regular chain-like rows of fruit-dots which make its name of Chain Fern seem very appropriate and descriptive.



UPPER PART OF FROND OF VIRGINIA CHAIN FERN
a Portion of fertile pinna b Tip of fertile pinna

GROUP V FERTILE AND STERILE FRONDS LEAF-LIKE AND SIMILAR ;
SPORANGIA IN LINEAR OR OBLONG FRUIT-DOTS

In the low, damp ground near the coast one may expect to find this fern ; its haunts, where the narrow path winds between tall masses of sweet-pepper bush and wet meadows where pogonia and calopogon delight us in July, and the white-fringed orchids may be found in later summer, are among the most beautiful of the many beautiful kinds of country that the fern and flower lover knows, to which his feet stray inevitably in the season of green things, and which are the solace of his "inward eye" when that season is past.

GROUP VI

FERTILE AND STERILE FRONDS LEAF-LIKE AND USUALLY
SIMILAR, FRUIT-DOTS ROUND

37. NEW YORK FERN

Aspidium Noveboracense (*Dryopteris Noveboracensis*)

Newfoundland to South Carolina, in woods and open meadows. One to more than two feet high, with stalks shorter than the fronds.

*Fronde*s. — Lance-shaped, tapering both ways from the middle pinnate; *pinnæ* lance-shaped, the lowest pairs shorter and deflexed, divided into flat, oblong lobes which are not reflexed over the fruit-dots; *fruit-dots* round, distinct, near the margin; *indusium* minute.

At times the pale-green fronds of the New York Fern throng to the roadside, which is flanked by a tangled thicket of Osmundas, wild roses, and elder bushes.

Again, they stay quietly at home in the open marsh or in the shadow of the hemlocks and cedars, where

they have fragrant pyrola and pipsissewa for company, and where the long, melancholy note of the peewee breaks the silence.

This plant is easily distinguished from the Marsh Fern by the noticeable tapering at both ends of its frond, and by the flat instead of reflexed margins to the lobes of the fertile pinnæ.

38. MARSH FERN

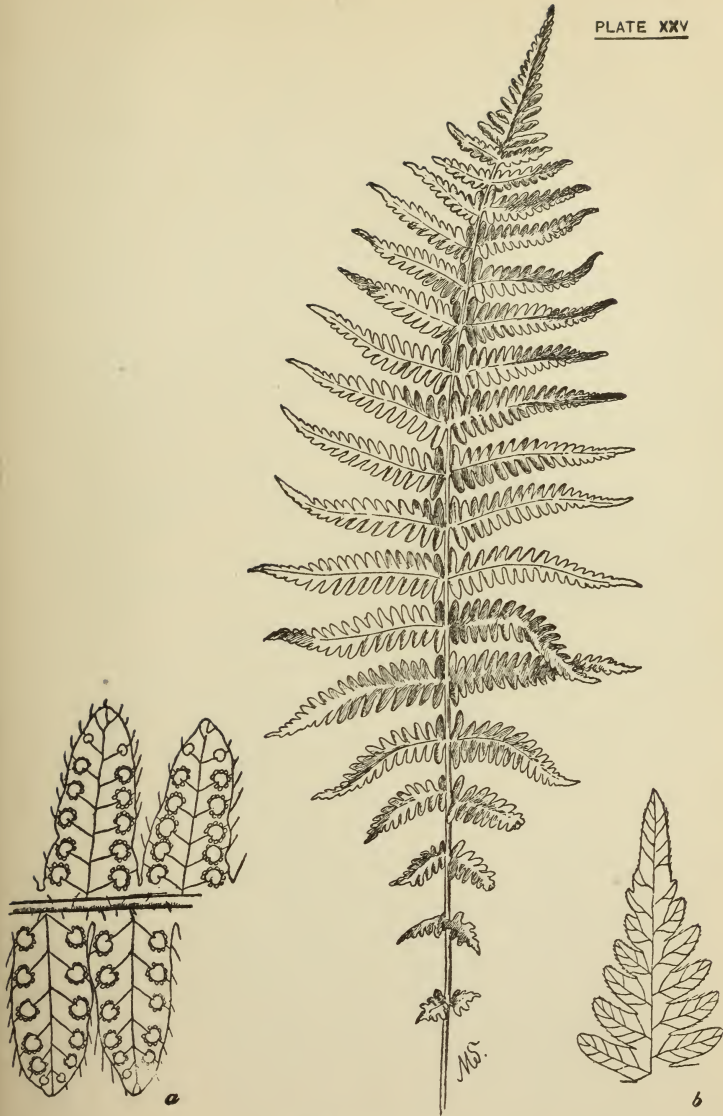
Aspidium Thelypteris (Dryopteris Thelypteris)

New Brunswick to Florida, in wet woods and swamps. One to nearly three feet high.

Fronde. — Lance-shaped, slightly downy, once-pinnate, fertile fronds longer-stalked than the sterile; *pinnæ*, the lower ones hardly smaller than the others, cut into oblong, entire lobes, which are obtuse in the sterile fronds, but appear acute in the fertile ones from the strongly revolute margins; veins once or twice forked; *fruit-dots* small, round, half-way between midvein and margin, or nearer margin, soon confluent; *indusium* small.

In our wet woods and open swamps, and occasionally in dry pastures, the erect, fresh-green fronds of the Marsh Fern grow abundantly. The lowest pinnæ are set so high on the long slender stem as to give the fern the appearance of trying to keep dry, daintily holding its skirts out of the mud as it were.

The plant's range is wide. As I pick my way through marshy inland woods, using as bridges the fallen trunks and interlacing roots of trees, its bright fronds standing nearly three feet high, crowd about me. Close by, securing, like myself, a firmer foothold by the aid of the trees' roots, I notice the flat,



NEW YORK FERN

a Portion of fertile pinna


b Tip of pinna showing veining

GROUP VI FERTILE AND STERILE FRONDS LEAF-LIKE
AND USUALLY SIMILAR; FRUIT-DOTS ROUND

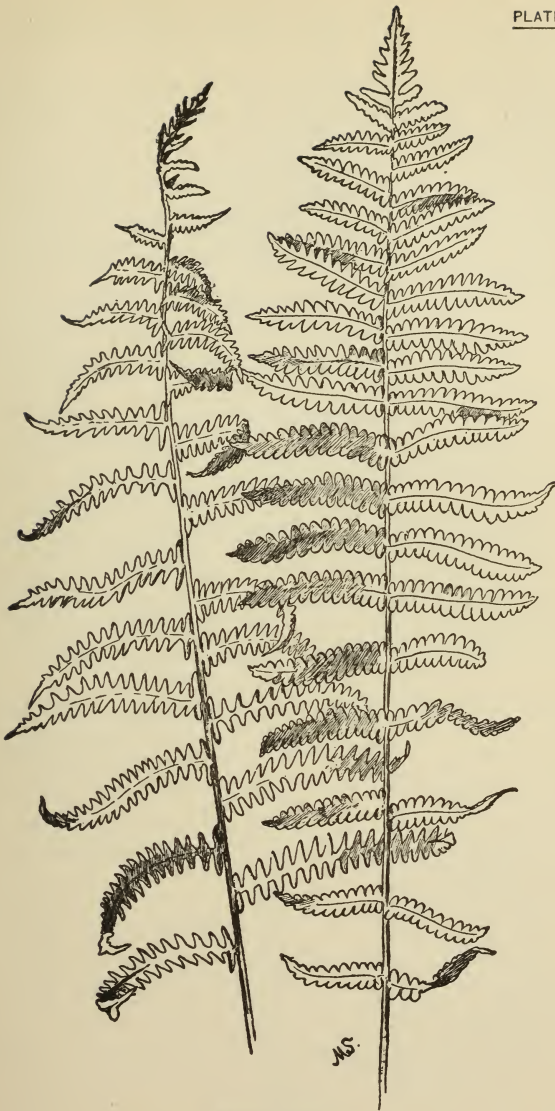
mottled green and white rosettes and the slender wands of flowers of the rattlesnake orchid. In the open swamps beyond the fern's companion is another orchid, the ladies' tresses, with braided spikes of white, and in this case deliciously fragrant flowers.

In open marshes near the sea I find this plant associating itself with the violet-scented adder's mouth, with glistening sundew, and with gaudy Turk's-cap lilies. From the New

York Fern it may be distinguished easily by the somewhat abrupt



Marsh Fern



MARSH FERN

Fertile frond

Sterile frond

GROUP VI FERTILE AND STERILE FRONDS LEAF-LIKE
AND USUALLY SIMILAR; FRUIT-DOTS ROUND

instead of tapering base of the frond, by the strongly revolute margins of the fertile frond, and by its long stalk.

From the Massachusetts Fern it may be distinguished by its forked veins, the less revolute margins of the fertile frond, and by its thicker texture and deeper green.

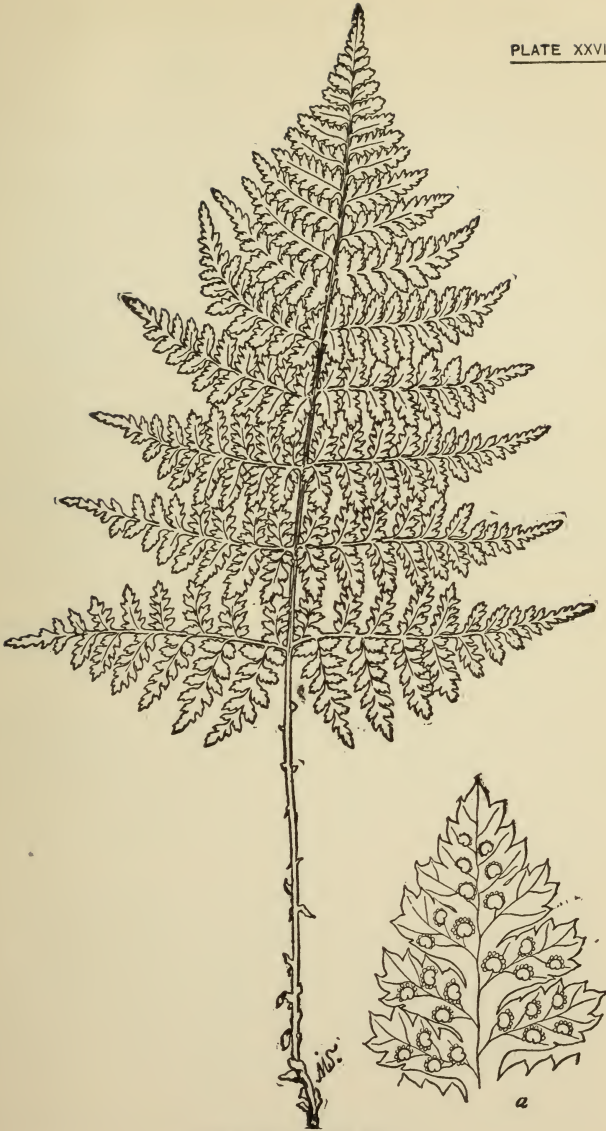
39. MASSACHUSETTS FERN

Aspidium simulatum (Dryopteris simulata)

New Hampshire to the Indian Territory, in wooded swamps. One to more than three feet high.

Fronde.—Oblong-lance-shaped, little or not at all narrowed at the base, rather thin, pinnate; *pinnae* lance-shaped, cut into oblong, obtuse segments, which are slightly reflexed in the fertile fronds, veins not forked; *fruit-dots* rather large, somewhat distant; *indusium* "withering-persistent."

This species closely resembles the Marsh Fern. The less revolute margins of the fertile frond, the simple veins, its thinner texture, and its more distant fruit-dots aid in its identification. It is found in woodland swamps from New Hampshire to the Indian Territory.



SPINULOSE WOOD FERN
Aspidium spinulosum, var. *intermedium*
a Portion of fertile pinnule

40. SPINULOSE WOOD FERN

Aspidium spinulosum (*Dryopteris spinulosa*)

Newfoundland to Kentucky. The common European type, rare in North America. One to two and a half feet high, with stalks having a few pale-brown deciduous scales.

*Fronde*s.—Lance-ovate, twice-pinnate; *pinnae* oblique to the rachis, elongated-triangular, the lower ones broadly triangular; *pinnales* oblique to the midrib, connected by a narrow wing, cut into thorny-toothed segments; *fruit-dots* round; *indusium* smooth, without marginal glands, soon withering.

To my knowledge I have only seen this fern in the herbarium, it being rare in this country. It is found, I have been told, chiefly toward the tops of mountains. Its *pinnae* are noticeably ascending.

Var. intermedium (*D. spinulosa intermedia*)

Labrador to North Carolina, in woods almost everywhere. Usually large, with somewhat chaffy stalks, having brown, dark-centred scales.

*Fronde*s.—Oblong-ovate, 2-3 pinnate; *pinnae* oblong-lance-shaped, spreading, rather distant, the lowest unequally triangular, the *pinnales* on the lower side longer than those on the upper side; *pinnales* ovate-oblong, spreading, with oblong lobes thorny-toothed at the apex; *fruit-dots* round; *indusium* delicate, beset with tiny stalked glands.

This is the form of the species that abounds in our woods. Perhaps no one plant does more for their beauty than this stately fern, whose rich-green, outward-curving fronds spring in circles from fallen trees and decaying stumps as well as from the ground.

The plant varies greatly in height, breadth, and



BOOTT'S SHIELD FERN

a Tip of fertile pinna

GROUP VI FERTILE AND STERILE FRONDS LEAF-LIKE
AND USUALLY SIMILAR; FRUIT-DOTS ROUND

way of holding itself. Sometimes the fronds stand three feet high, and are broad and spreading. Again, they are tall, slender, and somewhat erect. Again, they are not more than a foot high.

At its best it grows with almost tropical luxuriance and is a plant of rare beauty, its fronds having a certain featheriness of aspect uncommon in the *Aspidiums*.

Var. dilatatum (D. spinulosa dilatata)

Newfoundland to North Carolina, chiefly in the mountains.

Fronds.—Usually large, broader at base than in either of the preceding species, ovate or triangular-ovate, oftenest thrice-pinnate; *pinnules* lance-oblong, the lowest often much elongated; *fruit-dots* round; *indusium* smooth.

This form of the Spinulose Wood Fern is distinguished chiefly by its broader fronds and by the smooth indusia. As these indusia can be seen satisfactorily only by the aid of a magnifying-glass, there is frequently some difficulty in distinguishing this variety. Occasionally it occurs in a dwarf state, fruiting when only a few inches high.

41. BOOTT'S SHIELD FERN

Aspidium Boottii (Dryopteris Boottii)

Nova Scotia to Maryland, about ponds and in wet places. One and a half to more than three feet high, with somewhat chaffy stalks which have pale-brown scales.

Fronds.—Long lance-shaped, somewhat narrowed at base, nearly or quite twice-pinnate; *pinnæ*, the lowest triangular-ovate, upper longer and narrower; *pinnules* oblong-ovate, sharply thorny-toothed, somewhat pinnatifid below; *fruit-dots* round; *indusium* slightly glandular.



CRESTED SHIELD FERN

a A pinna

b Portion of fertile pinna

Boott's Shield Fern is found in moist woods and near ponds. It is distinguished by its long, narrow fronds and minutely glandular indusium.

42. CRESTED SHIELD FERN

Aspidium cristatum (Dryopteris cristata)

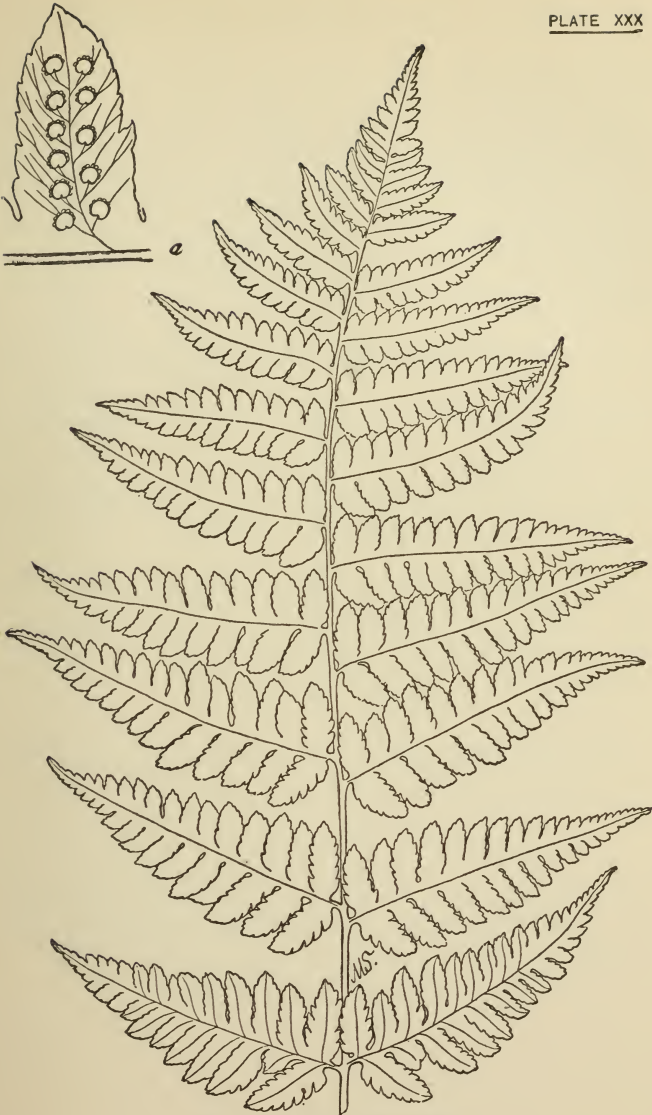
Newfoundland to Kentucky, in swamps. One to more than three feet high, with stalks which are chaffy, especially below, and which have light-brown scales, stalks of sterile fronds much shorter than those of fertile fronds.

Fronde.—Linear-oblong or lance-shaped, nearly twice-pinnate, fertile ones taller and longer stalked than the sterile; *pinnæ* (of the fertile frond, turning their faces toward the apex of the frond) rather short, lance-shaped or triangular-oblong, deeply impressed with veins, cut deeply into oblong, obtuse, finely toothed divisions; *fruit-dots* large, round, half-way between midvein and margin; *indusium* large, flat.

In wet woods, growing either from the ground or from the trunks of fallen trees, and also in open meadows, we notice the tall, slender, dark-green, somewhat lustrous fronds of the Crested Shield Fern, usually distinguished easily from its kinsmen by the noticeably upward-turning *pinnæ* of the fertile fronds, and by the deep impression made by the veins on their upper surfaces.

The sterile fronds are much shorter than the fertile ones. They are evergreen, lasting through the winter after the fertile fronds have perished.

Near the Crested Shield Fern we find often many of its kinsmen, broad, feathery fronds of the Spinulose Wood Fern, more slender ones of Boott's Shield



Part of CLINTON'S WOOD FERN
a Portion of fertile pinna

Fern, great tufts made by the magnificent bright-green fronds of Goldie's Fern, symmetrical circles of vigorous Evergreen Wood Fern, and shining clusters of the Christmas Fern. All these plants, belonging to the one tribe, seek the same moist, shaded retreats, and form a group of singular beauty and vigor.

43. CLINTON'S WOOD FERN

Aspidium cristatum, var. *Clintonianum* (*Dryopteris cristata* Clintoniana)

Maine to New Jersey and Pennsylvania, in swampy woods. Two and a half to four feet high.

*Fronde*s.—Larger in every way than those of the Crested Shield Fern, nearly twice-pinnate; *pinnae* broadest at base, cut into from eight to sixteen pairs of linear-oblong, obtuse, obscurely toothed divisions; *fruit-dots* large, round, near the midvein; *indusium* orbicular, smooth.

This is a much larger and more showy plant than the Crested Shield Fern. Its tall, broad, hardy-looking fronds are found in our moist woods. While not rare it is exclusive in its habits, and cannot be classed with such every-day finds as its kinsmen, the Marsh, Spinulose, Evergreen, and Christmas Ferns.



Part of fertile frond of Goldie's Fern
a Portion of a fertile pinna

44. GOLDIE'S FERN

Aspidium Goldianum (*Dryopteris Goldieana*)

New Brunswick to North Carolina and Tennessee, in rich woods. Two to more than four feet high, with stalks which are chaffy near the base.

*Fronde*s.—Broadly ovate, the early sterile ones much broader in proportion and smaller, usually a foot or more wide, once-pinnate; *pinnae* pinnatifid; *broadest in the middle* (the distinction from Clinton's Wood Fern), the divisions, about twenty pairs, oblong-linear, slightly toothed; *fruit-dots* very near the midvein; *indusium* very large, orbicular.

In the golden twilight of the deeper woods this stately plant unfurls its tall, broad, bright-green fronds, studded on their backs with the round fruit-dots which are so noticeable in this *Aspidium*, adding much to their attractiveness by the suggestion of fertility.

This plant ranks with the Osmundas and with the Ostrich Fern in size and vigorous beauty. Its retiring habits give it a reputation for rarity or at least for exclusiveness.



EVERGREEN WOOD FERN

a Tip of fertile pinna

b Magnified fruit-dot, showing indusium and sporangia

**45. EVERGREEN WOOD FERN. MARGINAL SHIELD
FERN**

Aspidium marginale (*Dryopteris marginalis*)

Canada to Alabama, in rocky woods. A few inches to three feet high, with more or less chaffy stalks having shining scales.

*Fronde*s.—Ovate-oblong, smooth, thick, somewhat leathery, once or twice-pinnate; *pinnæ* lance-shaped or triangular-ovate, tapering at the end, cut into pinnules; *pinnules* oblong, entire, or toothed; *fruit-dots* large, round, close to the margin; *indusium* large, convex, persistent.

Above the black leaf-mould in our rocky northern woods rise the firm, graceful crowns formed by the blue-green fronds of the Evergreen Wood Fern. The plant bears a family likeness to the Crested Shield Fern, but its conspicuously marginal fruit-dots identify it at sight.

It is interesting to read that it comes "nearer being a tree-fern than any other of our species, the caudex covered by the bases of fronds of previous seasons, sometimes resting on bare rocks for four or five inches without roots or fronds" (see Eaton, p. 70). This peculiarity in the plant's growth is often striking and certainly suggests the tree-ferns of the green-house.

Frequently in this species I notice what is more or less common to nearly all ferns, the exquisite contrast in the different shades of green worn by the younger and older fronds and the charming effect produced when the deep green of the centre of a frond shades away in the most delicate manner toward its apex and the tips of its pinnules.

As its English title signifies, the Evergreen Wood

Fern flourishes throughout the winter. In one of the October entries in his journal, Thoreau records his satisfaction in the endurance of the hardy ferns:

“Now they are conspicuous amid the withered leaves. You are inclined to approach and raise each frond in succession, moist, trembling, fragile greenness. They linger thus in all moist, clammy swamps under the bare maples and grapevines and witch hazels, and about each trickling spring that is half choked with fallen leaves. What means this persistent vitality? Why were these spared when the brakes and osmundas were stricken down? They stay as if to keep up the spirits of the cold-blooded frogs which have not yet gone into the mud, that the summer may die with decent and graceful moderation. Is not the water of the spring improved by their presence? They fall back and droop here and there like the plumes of departing summer, of the departing year. Even in them I feel an argument for immortality. Death is so far from being universal. The same destroyer does not destroy all. How valuable they are, with the lycopodiums, for cheerfulness. Greenness at the end of the year, after the fall of the leaf, a hale old age. To my eye they are tall and noble as palm-groves, and always some forest nobleness seems to have its haunt under their umbrage. All that was immortal in the swamp herbage seems here crowded into smaller compass, the concentrated greenness of the swamp. How dear they must be to the chickadee and the rabbit! the cool, slowly retreating rear-guard of the swamp army.”

46. FRAGRANT SHIELD FERN

Aspidium fragrans (Dryopteris fragrans)

Northern New England to Wisconsin and northward, on rocks. Five to sixteen inches long, with very chaffy stalks having brown, glossy scales.

Fronde.—Lance-shaped, tapering to a point, nearly twice-pinnate, fragrant; *pinnæ* oblong-lanceolate, pinnatifid; *fruit-dots* round, large; *indusium* large and thin.

The Fragrant Shield Fern thrives in a colder climate than that chosen by many of its kinsmen. Though found in the White Mountains, in the Green Mountains (where it climbs to an elevation of four thousand feet), in the Adirondacks, and in other special localities of about the same latitude, yet it is rare till we journey farther north. It loves the crevices of shaded cliffs or mossy rocks, often thriving best in the neighborhood of rushing brooks and waterfalls. Frequently it seems to seek the most inaccessible spots, as if anxious to evade discovery. Mr. J. A. Bates, of Randolph, Vt., writes that he first saw this little plant through a telescope from the piazza of the Summit House on Mount Mansfield on an apparently inaccessible ledge, the only instance in my experience when the fern student has sought this method of observation, suggesting "Ferns Through a Spy-glass" as a companion volume to "Birds Through an Opera-glass." But even the most carefully chosen spots are not safe from invasion, as Mr. Bates tells us, for some unprincipled persons, having felled neighboring trees and constructed a rude lad-



“Like the plumes of departing summer.”



FRAGRANT SHIELD FERN
a Portion of fertile pinna

der, have succeeded in uprooting every plant from the Fragrant Shield Fern Cliff on Mount Mansfield.

The fronds of the Fragrant Shield Fern grow in a crown and the fertile ones fruit in great abundance.

Eaton writes as follows touching the fragrance of this fern and its use as a beverage :

“The pleasant odor of this plant remains many years in the herbarium. The early writers compare the fragrance to that of raspberries, and Milde repeats the observation. Hooker and Greville thought it ‘not unlike that of the common primrose.’ Maximowicz states that the odor is sometimes lacking. Milde quotes Redowsky as saying that the Yakoots of Siberia use the plant in place of tea; and, having tried the experiment myself, I can testify to the not unpleasant and very fragrant astringency of the infusion.”

The following delightful description of the Fragrant Shield Fern was written by Mr. C. G. Pringle, and is taken from Meehan’s “Native Flowers and Ferns”:

“In the several stations of *Aspidium fragrans* among the Green Mountains which I have explored, the plant is always seen growing from the crevices or on the narrow shelves of dry cliffs—not often such cliffs as are exposed to the sunlight, unless it be on the summits of the mountains, but usually such cliffs as are shaded by firs, and notably such as overhang mountain-rivulets and waterfalls. When I visit such places in summer, the niches occupied

GROUP VI FERTILE AND STERILE FRONDS LEAF-LIKE
AND USUALLY SIMILAR; FRUIT-DOTS ROUND

by the plants are quite dry. I think it would be fatal to the plant if much spray should fall on it during the season of its active growth. When you enter the shade and solitude of the haunts of this fern, its presence is betrayed by its resinous odor; looking up the face of the cliff, usually mottled with lichens and moss, you see it often far above your reach hanging against the rock, masses of dead brown fronds, the accumulations of many years, preserved by the resinous principle which pervades them; for the fronds, as they disport regularly about the elongating caudex, fall right and left precisely like a woman's hair. Above the tuft of drooping dead fronds, which radiate from the centre of the plant, grow from six to twenty green fronds, which represent the growth of the season, those of the preceding year dying toward autumn."

47. BRAUN'S HOLLY FERN

Aspidium aculeatum, var. *Braunii* (*Dryopteris Braunii*)

Canada to Maine, the mountains of Pennsylvania and westward, in deep rocky woods. One to more than two feet long, with chaffy stalks, having brown scales.

*Fronde*s.—Thick, twice-pinnate; *pinnæ* lanceolate, tapering both ways; *pinnules* covered with hairs and scales, truncate, nearly rectangular at the base; *fruit-dots* roundish, small, mostly near the midveins; *indusium* orbicular, entire.

This fern is said to have been first discovered by Frederick Pursh in 1807 in Smuggler's Notch, Mount Mansfield, Vt. In the Green Mountains and in the Catskills several stations have been established. It has been found also in the Adirondacks and in Oswego County, N. Y., and it is now reported as common in the rocky woods of northern Maine, and by mountain brooks in northern New England.

Braun's Holly Fern is one of the numerous varieties of the Prickly Shield Fern or *A. aculeatum* (*D. aculeata*).

Though few of our fern-students will have an opportunity to follow the Prickly Shield Fern through all the forms it assumes in different parts of the world, yet undoubtedly many of them will have the pleasure of seeing in one of its lonely and lovely haunts our own variety, Braun's Holly Fern.



BRAUN'S HOLLY FERN

a Portion of pinna

b Fertile pinnule, indusia gone


48. COMMON POLYPODY. SNAKE FERN

Polypodium vulgare

Almost throughout North America, on rocks. A few inches to more than a foot high.

*Fronde*s.—Oblong, smooth, somewhat leathery, cut into narrowly oblong, usually obtuse divisions which almost reach the rachis; *fruit-dots* large, round, half-way between the midrib and margin; *indusium*, none.

Strangely enough, the Polypody, one of our most abundant and ubiquitous ferns, is not rightly named, if it is noticed at all, by nine out of ten people who come across it in the woods or along the roadside. Yet the plant has a charm peculiarly its own, a charm arising partly from its vigor, from the freshness of its youth and the endurance of its old age, partly from its odd outlines, and partly from its usual environment, which



Polypody

entitles it to a more ready and universal recognition.

“The cheerful community of the polypody,” as Thoreau calls it, thrives best on the flat surfaces of rocks. I recall the base of certain great cliffs where the rocky fragments, looking as though hurled from above by playful giants, are thickly covered with these plants, their rich foliage softening into beauty otherwise rugged outlines. Usually the plant is found in somewhat shaded places. Occasionally it grows on the trunks of trees and on fallen logs, as well as on rocks and cliffs.

A few weeks ago I found its fronds prettily curtaining the cleverly hidden nest of a pair of black and white creepers. It is with good reason that these birds are noted for their skill in concealing their dwelling-place. This special afternoon, when persuaded by their



Tip of fertile frond

nervous chirps and flutterings about the rocky perch where I was sitting that the young ones were close by, I began an investigation of my precipitous and very slippery surroundings which was not rewarded for an hour or more. Not till I had climbed several feet over the side of the cliff to a narrow shelf below, broken through a thicket of blueberries, and pushed aside the tufts of Polypody which hid the entrance to the dark crevice in the rocks beyond, did I discover the little nest holding the baby creepers.

Thoreau writes of the Polypody with peculiar sympathy:

“ It is very pleasant and cheerful nowadays, when the brown and withered leaves strew the ground and almost every plant is fallen withered, to come upon a patch of polypody . . . on some rocky hill-side in the woods, where, in the midst of dry and rustling leaves, defying frost, it stands so freshly green and full of life. The mere greenness, which was not remarkable in the summer, is positively interesting now. My thoughts are with the polypody a long time after my body has passed. . . . Why is not this form copied by our sculptors instead of the foreign acanthus leaves and bays? How fit for a tuft about the base of a column! The sight of this unwithering green leaf excites me like red at some seasons. Are not wood-frogs the philosophers who frequent these groves? Methinks I imbibe a cool, composed, frog-like philosophy when I behold them. The form of the polypody is strangely interesting, it is even outlandish. Some forms, though common in our midst, are thus perennially foreign as the growth of other latitudes. . . . The bare outline of the polypody thrills me strangely. It only perplexes me. Simple as it is, it is as strange as an oriental character. It is quite independent of my race and of the Indian, and of all mankind. It is a fabulous, mythological form, such as prevailed when the earth and air and water were inhabited by those extinct fossil creatures that we find. It is contemporary with them,

and affects us somewhat as the sight of them might do."

49. LONG BEECH FERN

Phegopteris polypodioides (*P. Phegopteris*)

Newfoundland to Alaska, south to mountains of Virginia, wet woods and hill-sides. Six or eight inches to more than a foot high.

Fronde.—Triangular, usually longer than broad (4-9 inches long, 3-6 inches broad), downy, especially beneath, thin, once-pinnate; *pinnae* lance-shaped, the lower pair noticeably standing forward and deflexed, cut into oblong, obtuse segments; *fruit-dots* small, round, near the margin; *indusium*, none.

Of the three species of *Phegopteris* native to the northeastern States *P. polypodioides*, commonly called the Long Beech Fern, is the one I happen to have encountered oftenest.

It is a less delicate plant than either of its sisters, the effect of the larger and older specimens being rather hardy, yet its downy, often light-green, triangular frond is exceedingly pretty, with a certain oddity of aspect which it owes to the

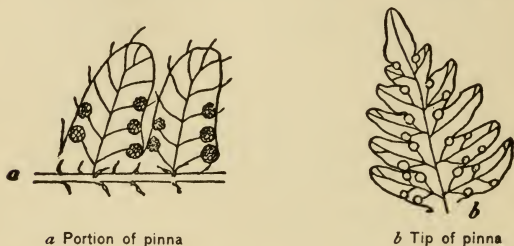


Long Beech Fern

GROUP VI FERTILE AND STERILE FRONDS LEAF-LIKE
AND USUALLY SIMILAR; FRUIT-DOTS ROUND

lowest pair of pinnæ, these being conspicuously deflexed and turned forward. This peculiarity gives it a decided individuality and renders it easy of identification.

The Long Beech Fern I have found growing



alternately in company with the Oak Fern and the Broad Beech Fern. It loves the damp woods, clambering over the roots of trees or carpeting thickly the hollows that lie between.

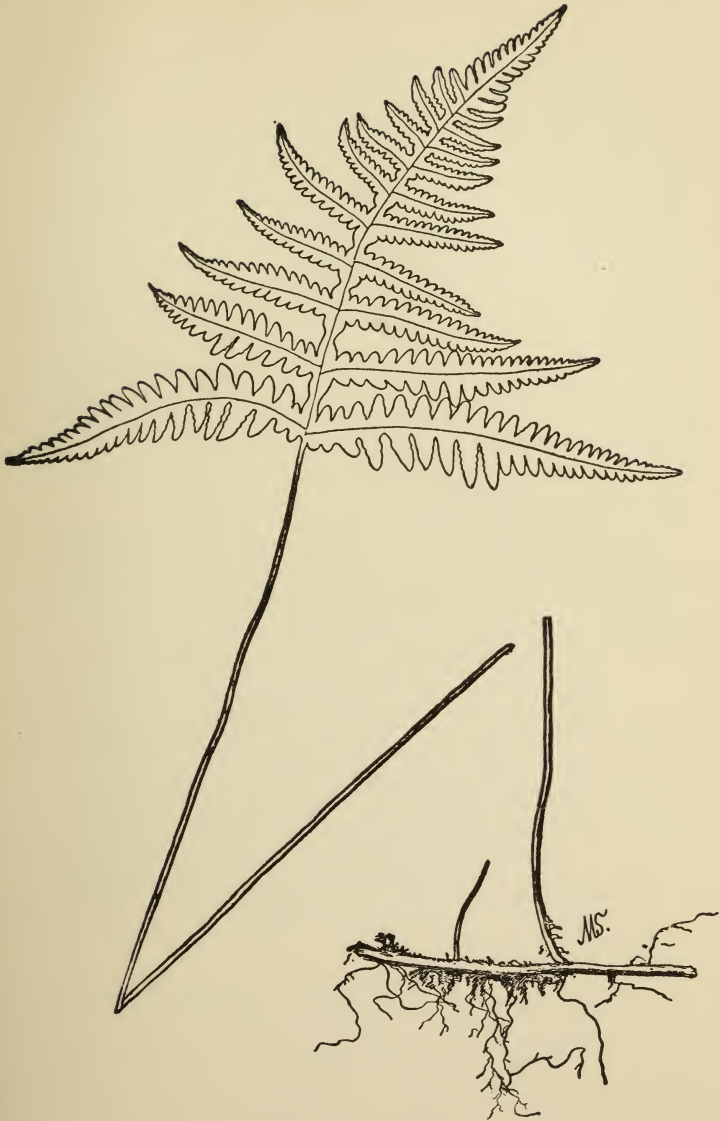
50. BROAD BEECH FERN. HEXAGON BEECH FERN

Phegopteris hexagonoptera

Quebec to Florida, in dry woods and on hill-sides, with stalks eight to eighteen inches long.

*Fronde*s.—Triangular, as broad or broader than long, seven to twelve inches broad, thin, slightly hairy, often finely glandular beneath, fragrant, once-pinnate; *pinnæ*, the large, lowest ones broadest near the middle and cut nearly to the midrib into linear-oblong, obtuse segments, the middle ones lance-shaped, tapering, the upper ones oblong, obtuse, toothed or entire; *basal segments* of the pinnæ forming a continuous, many-angled wing along the main rachis; *fruit-dots* round, small, near the margin; *indusium*, none.

In many ways this plant resembles its sister, the Long Beech Fern, but usually it is a larger plant,



BROAD BEECH FERN
189

with more broadly triangular fronds, which wear, to my mind, a brighter, fresher, more delicate green. In the Long Beech Fern the two lower pairs of pinnae differ little in length and breadth, while in the Broad Beech Fern the lowest pair are decidedly larger and broader than the next pair. The wing along the rachis formed by the basal segments of the pinnae seems to me more conspicuous in the latter than in the former.

The range of the Broad Beech Fern extends farther south than does that of its two kinsmen, neither of which are found, I believe, south of Virginia. It seeks also more open and usually drier woods. Its leaves are fragrant.

Williamson says that its fronds are easily decolorized and that they form a "good object for double-staining, a process well known to microscopists."

51. OAK FERN

Phegopteris Dryopteris

Northeastern United States to Virginia, west to Oregon and Alaska, usually in wet woods, with stalks six to nine inches long.

FronDS.—Usually longer than broad, four to nine inches long, broadly triangular, the three primary divisions widely spreading, smooth, once or twice-pinnate; *fruit-dots* small, round, near the margin; *indusium*, none.

So far as I remember, my first encounter with the Oak Fern was in a cedar swamp, famous for its growth of showy lady's-slippers. One July day in the hope of finding in flower some of these



OAK FERN

orchids, I visited this swamp. It lay in a semi-twilight, caused by the dense growth of cedars and hemlocks. Prostrate on the spongy sphagnum below were hosts of uprooted trees, so overrun with trailing strands of partridge-vine, twin-flower, gold-thread, and creeping snowberry, and so soft and yielding to the feet that they seemed to have become one with the earth. The stumps and far-reaching roots of the trees that had been cut or broken off above ground, instead of having been uprooted bodily, had also become gardens of many delicate woodland growths. Some of these decaying stumps and outspreading roots were thickly clothed with the clover-like leaflets of the wood-sorrel, here and there nestling among them a pink-veined blossom. On others I found side by side gleaming wild strawberries and dwarf raspberries, feathery fronds of Maidenhair, tall Osmundas, the Crested and the Spinulose Shield Ferns, the leaves of the violet, foam-flower, mitrewort, and many others of the smaller, wood-loving plants. Among these stumps were pools of water filled with the dark, polished, rounded leaves of the wild calla, and bordered by beds of moss which cushioned the equally shining but long and pointed leaves of the *Clintonia*. Near one of these pools grew a patch of delicate, low-spreading plants, evidently ferns. It needed only one searching look at the broad, triangular, light-green fronds—suggesting somewhat those of a small Brake—with roundish fruit-dots below to assure me that I had found the Oak Fern.

Every lover of plants or of birds or of any natural objects will appreciate the sense of something more exciting than satisfaction which I experienced as I knelt above the little plantation and gathered a few slender-stemmed fronds. One such find as this compensates for many hours of fatigue and discomfort, or intensifies the enjoyment of an already happy day. The expedition had justified itself with the first full view of the solemn, beautiful depths of the cedar forest. The discovery of the Oak Fern provided a tangible token of what we had accomplished, and when finally we found the tall, leafy plants of the showy lady's-slipper, without a single blossom left upon them, our disappointment was so mild as to be almost imperceptible.

As is often the case, having once discovered the haunt of the Oak Fern, it ceased to be a rarity. It joined the host of plants which climbed over the mossy stumps and fallen logs, and at times it fairly carpeted the ground beneath the cedars and hemlocks.



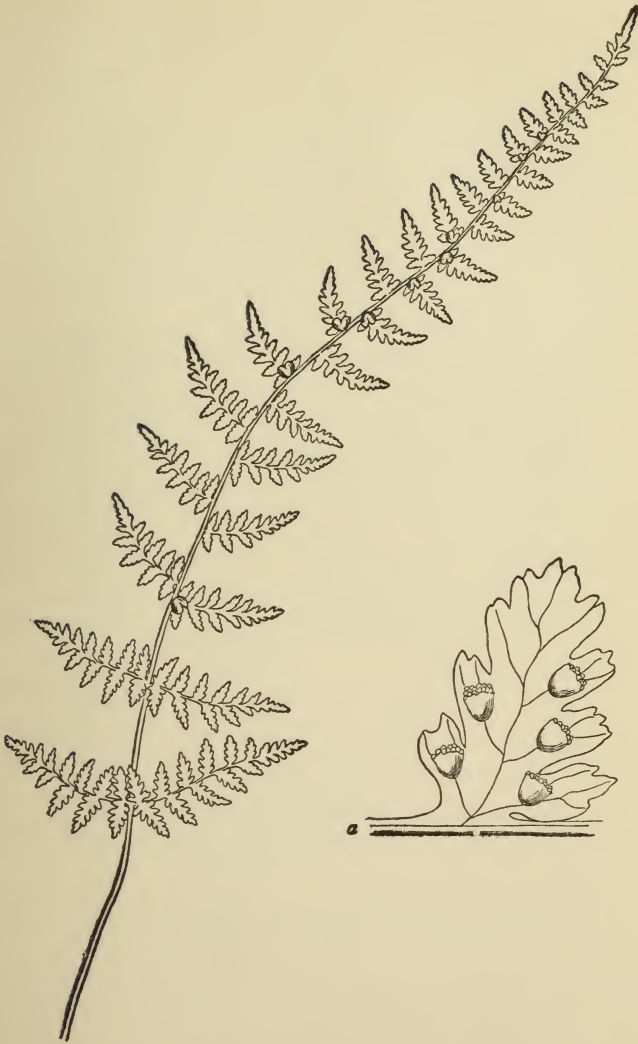
52. BULBLET
BLADDER.
FERN

Cystopteris bulbifera

Canada to Tennessee, on wet rocks, preferring limestone. One to three feet long, with light-colored, somewhat brittle stalks.

Fronde.—Elongated, lance-shaped from a broad base, often bearing beneath large, fleshy bulbs, usually twice-pinnate; *pinnæ* lance-oblong, pointed; *pinnules* toothed or deeply lobed; *fruit-dots* roundish, *indusium* short, hood-like, attached by a broad base on the side toward the midrib, early thrown back and withering so that the mature fruit-dots appear arched.

The Bulblet Bladder Fern is never more at home than when it grows close to falling water, clinging to rocks dark and wet with spray. It seems to reflect



BULBLET BLADDER FERN

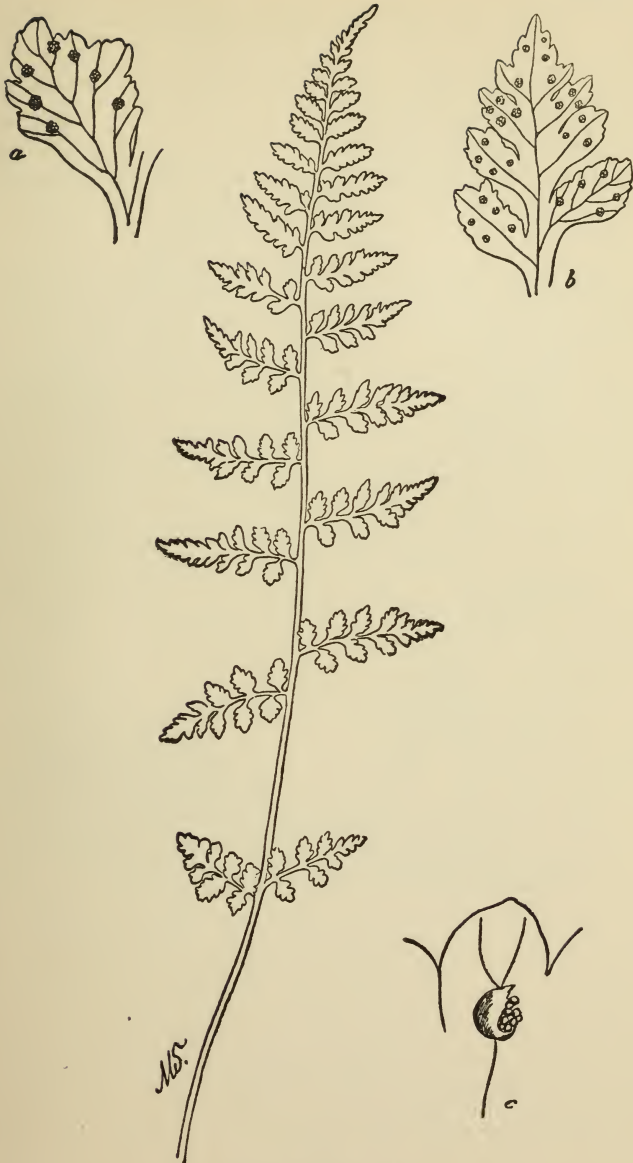
a Portion of fruiting pinna

the very spirit of the waterfall, all its life and grace, as it springs from the dripping ledges, clothing them with a diaphanous garment of delicate green which vies with their neighboring veil of white, now pouring over some rocky shelf a solid but silent mass of pale luxuriant foliage, now trailing down the cliff its long, tapering fronds, side by side with silvery strands of water, close to tufts of wind-blown, spray-tipped hare-bells.

Although the plant is never seen at its best save in some such neighborhood as this, its slender, feathery fronds are always possessed of singular grace and charm, whether undulating along the dried rocky bed of a mountain brook or bending till their slender tips nearly touch the rushing stream or growing quite away from the rocks which are their natural and usual companions among the moss-grown trunks and fallen trees of the wet woods.

I know no other fern, save the climbing fern, which is so vine-like and clinging. In reality its stalk and midrib are somewhat brittle, yet this brittleness does not prevent its adapting itself with supple and exquisite curves to whatever support it has chosen.

In its manner of growth, as well as in its slender, tapering outline, the Bulblet Bladder Fern is so individual that there can be no difficulty in identifying the full-sized fertile fronds, even in the absence of the little bulbs which grow on the under side of the frond, usually at the base of the pinnae. The sterile



FRAGILE BLADDER FERN
a Portion of fertile pinna b Tip of fertile pinna
c Magnified fruit-dot showing indusium

fronds are shorter and broader in proportion, and not so easily identified.

53. FRAGILE BLADDER FERN. COMMON BLADDER FERN

Cystopteris fragilis

A rock and wood fern, found from Newfoundland to Georgia. Six to eighteen inches long, with slender and brittle stalks, green except at the base.

*Fronde*s.—Oblong-lanceolate, thin, twice to thrice-pinnate or pinnatifid; *pinnae* lance-ovate, irregularly cut into toothed segments which at their base run along the midrib by a narrow margin; *fruit-dots* roundish, often abundant; *indusium* early withering and exposing the sporangia, which finally appear naked.

This plant may be ranked among the earliest ferns of the year. In May or June, if we climb down to the brook where the columbine flings out her brilliant, nodding blossoms, we find the delicate little fronds, just uncurled, clinging to the steep, moist rocks, or perhaps beyond, in the deeper woods, they nestle among the spreading roots of some great forest tree. Their "fragile greenness" is very winning. As the plant matures, attaining at times a height of nearly two feet, it loses something of this first delicate charm. By the end of July its fruit has ripened, its spores are discharged, and the plant disappears. Frequently, if not always, a new crop springs up in August. We are enchanted to discover tender young fronds making patches of fresh green in every crevice of the rocks among which the stream forces its precipitous way. Once more the woods are flavored with the essence of spring. In our



RUSTY WOODSIA

delight in this new promise we forget for a moment to mourn the vanishing summer.

The outline of the Common Bladder Fern suggests that of the Obtuse Woodsia. The two plants might be difficult to distinguish were it not for the difference in their indusia. At maturity the indusium of the Common Bladder Fern usually disappears, leaving the fruit-dot naked, while that of the Obtuse Woodsia is fastened underneath the fruit-dot and splits apart into jagged, spreading lobes.

The sterile fronds of the Slender Cliff Brake also have been thought to resemble this fern, in whose company it often grows.

Williamson says that the Common Bladder Fern is easily cultivated either in mounds or on rock-work.

54. RUSTY WOODSIA

Woodsia Ilvensis

From Labrador and Greenland south to North Carolina and Kentucky, usually on exposed rocks in somewhat mountainous regions. A few inches to nearly one foot high.

*Fronde*s.—Oblong-lance-shaped, rather smooth above, the stalk and under surface of the frond thickly clothed with rusty chaff, once-pinnate; *pinnae* oblong, obtuse, sessile, cut into oblong segments; *fruit-dots* round, near the margin, often confluent at maturity; *indusium* detached by its base under the sporangia, dividing into slender hairs which curl above them.

Last Decoration Day, while clambering over some rocky cliffs in the Berkshire Hills, I found the Rusty Woodsia growing in masses so luxuriant to the eye and so velvety to the touch that it hardly



a Portion of pinna

BLUNT-LOBED WOODSIA

b Fruit-dot magnified, showing indusium

suggested the bristly looking plant which one finds later in the summer.

This fern reverses the usual order of things, being gray-haired in youth and brown-haired in old age, with the result that in May its effect is a soft, silvery green. But even in August, if you chance upon a vigorous tuft springing from some rocky crevice, despite its lack of delicacy and its bristle of red-brown hairs or chaff, the plant is an attractive one.

Environment has much to do with the charm of ferns. The first plant of this species I ever identified grew on a rocky shelf within a few feet of a stream which flowed swift and cold from the near mountains. Close by, from the forked branches of a crimson-fruited mountain maple, hung the dainty, deserted nest of a vireo. Always the Rusty Woodsia seems to bring me a message from that abode of solitude and silence.

55. BLUNT-LOBED WOODSIA

Woodsia obtusa

Canada to Georgia and Alabama and westward, on rocks. Eight to twenty inches high, with stalks not jointed, chaffy when young.

*Fron*ds.—Broadly lanceolate, nearly twice-pinnate; *pinnae* rather remote, triangular-ovate or oblong, pinnately parted into obtuse, oblong, toothed segments; *veins* forked; *fruit-dots* on or near the minutely toothed lobes; *indusium* conspicuous, splitting into several jagged lobes.

The Blunt-lobed Woodsia is not rare on rocks and stony hillsides in Maine and Northern New York.

It is found frequently in the valley of the Hudson. Though not related to the Common Bladder Fern (*C. fragilis*), it has somewhat the same general appearance. Its fronds, however, are usually both broader and longer, and its stalk and pinnæ are slightly downy. Its range does not vary greatly from that of the Common Bladder Fern, but usually it grows in more exposed spots and sometimes basks in strong sunshine.

Meehan says the Blunt-lobed Woodsia is found along the Wissahickon Creek, Penna., on dry walls in shady places. "One of its happiest phases," he continues, "is toward the fall of the year, when the short, barren fronds which form the outer circle bend downward, forming a sort of rosette, in the centre of which the fertile fronds somewhat erectly stand."

The sterile fronds remain fairly green till spring.

56. NORTHERN WOODSIA. ALPINE WOODSIA

Woodsia hyperborea (*W. alpina*)

Northern New York and Vermont, and northward from Labrador to Alaska, on rocks. Two to six inches long, with stalks jointed near the base.

Fronde.—Narrowly oblong-lanceolate, nearly smooth, pinnate; *pinnæ* triangular-ovate, obtuse, lobed; *lobes* few; *fruit-dots* somewhat scattered; *indusium* as in *W. Ilvensis*.

This rare little fern has been found by Dr. Peck in the Adirondacks and by Horace Mann, jr., and Mr. Pringle in Vermont. In his delightful "Rem-

iniscences of *Botanical Rambles in Vermont*," published in the *Torrey Bulletin*, July, 1897, Mr. Pringle describes his first discovery of this species:

"I was on the mountain [Willoughby] on the 4th of August and examined the entire length of the cliffs, climbing upon all their accessible shelves. Among the specimens of *Woodsia glabella* brought away were a few which I judged to belong to a different species. Mr. Frost, to whom they were first submitted, pronounced them *Woodsia glabella*. Not satisfied with his report, I showed them to Dr. Gray. By him I was advised to send them to Professor Eaton, because, as he said, *Woodsia* is a critical genus. Professor Eaton assured me that I had *Woodsia hyperborea*, . . . another addition to the flora of the United States."

Later in the year Mr. Pringle made a visit to Smugglers' Notch on Mount Mansfield, when he was "prepared to camp in the old Notch House among hedgehogs, and botanize the region day by day." This visit was rich in its results. The most notable finds were *Aspidium fragrans*, *Asplenium viride*, *Woodsia glabella*, and *Woodsia hyperborea*.



NORTHERN WOODS

57. SMOOTH WOODSIA

Woodsia glabella

Northern New York and Vermont, and northward from Labrador to Alaska, on moist rocks. Two to five inches long, with stalks jointed at base.

*Fronde*s.—Very delicate, linear or narrowly lanceolate, smooth on both sides, pinnate; *pinnæ* roundish ovate, obtuse, lobed, lobes few; *fruit-dots* scattered; *indusium* minute.

The Smooth Woodsia closely resembles the Northern Woodsia, and one may expect to find it in much the same parts of the country. In texture it is still more delicate; its fronds are almost perfectly smooth, its outline is narrower, and its *pinnæ* are but slightly lobed.

Mr. Pringle tells us that a letter from Mr. George Davenport, asking him to look for *Woodsia glabella*, awakened his first interest in ferns. His own account of these early fern hunts is inspiring in its enthusiasm:

“In 1873 George Davenport was beginning his study of ferns. A letter from him, asking me to look for *Woodsia glabella* . . . started me on a fern hunt. The species had been found on Willoughby Mountain, Vt., and at Little Falls, N. Y.; might it not be growing in many places in Vermont? When I set out I knew, as I must suppose, not a single fern, and it was near the close of the summer. You can imagine what delights awaited me in the autumn woodlands. I made the acquaintance of not a few ferns, though it was too late to prepare good specimens of them. In this first blind endeavor I got, of



SMOOTH WOODSIA

a Fertile pinna

course, no clew to *Woodsia glabella*. The next summer the hunt was renewed and persistently followed up. I found pleasure in securing one by one nearly all our Vermont ferns. At the time I thought it worthy of remembrance that a single field of diversified pasture and woodland on an adjoining farm yielded me thirty species. Although the two common species of *Woodsia* were near at hand, *Woodsia glabella* was still eluding my search. I sent a friend to the summit of Jay Peak in a fruitless quest for it. Finally, on September 1st, I joined Mr. Congdon at its old station on Willoughby Mountain, and made myself familiar with its exquisite form.

“During the first two years of my collecting in earnest, 1874 and 1875, several visits were made to Camel’s Hump, the peak most accessible to me. In this way some time was lost, because its subalpine area is limited, and consequently the number of rare plants to be found there is small. Yet, with such dogged persistence as sometimes prevents my making good progress, my last visit to that point was not made till the 20th of June, 1876. On that day I clambered, I believe, over every shelf of its great southern precipice and peered into every fissure among the rocks. At last, as I was climbing up the apex over the southeastern buttress, my perilous toil was rewarded by the discovery not only of *Woodsia glabella*, but of *Aspidium fragrans*. . . . There were only a few depauperate specimens of each which had not yet succumbed to the adverse conditions of their dry and exposed situation.”

In the following passage Mr. Pringle describes his pleasure, some years later, in the companionships fostered by a common interest in his pet hobby:

“. . . my delight in this preserve of boreal plants was shared with not a few genial botanists. Charles Faxon came before any of us suspected that he possessed undeveloped talent for a botanical artist of highest excellence. Edwin Faxon followed his young brother, and with me made the tedious ascent to Stirling Pond, a day of toil well rewarded. Thomas Morong came, before the hardships of his Paraguayan journey had broken him down. . . . Our honored President came. . . . In those days, as now, . . . he was often my companion to add delight to my occupation and to reinforce my enthusiasm. . . . The gentle Davenport came at last to behold for the first time in their native haunts many of the objects of his first love and study. When I had found for him yet once more in a fifth Vermont station (this was under Checkerberry Ledge, near Bakersfield) the fern he at first desired, and, together with that, had discovered within our limits three or four others quite as rare and scarcely expected, I might feel that I had complied with the request of his letter. But that letter initiated a warm friendship between us and association in work upon American ferns, which has continued to the present time. During these twenty-three years of botanical travel on my part my hands have gathered all but thirty-six of the one hundred and sixty-five species of North American ferns, and from the more remote corners

of our continent I have sent home to my friend for description and publication sixteen new ones. Yet I trust that the fern hunt upon which he started me in 1873 is still far from its close."

The above quotations illustrate fairly the enthusiasm aroused by a pursuit which is full of peculiar fascination. Almost anyone who has made a study of our native ferns will recall hours filled with delight through their agency, companions made more companionable by means of a common interest in their names, haunts, and habits.

INDEX TO LATIN NAMES

- ADIANTUM** Capillus-Veneris, 108
 Adiantum emarginatum, 110
 Adiantum pedatum, 108
 Adiantum tenerum, 110
ASPIDIUM acrostichoides, 96
 Aspidium aculeatum, 182
 Aspidium aculeatum var. Braunii, 182
 Aspidium Boottii, 168
 Aspidium Braunii, 182
 Aspidium cristatum, 170
 Aspidium cristatum, var. Clintonianum, 172
 Aspidium fragrans, 178
 Aspidium Goldianum, 174
 Aspidium marginale, 176
 Aspidium Noveboracense, 159
 Aspidium spinulosum, 166
 Aspidium spinulosum, var. dilatatum, 168
 Aspidium spinulosum, var. intermedium, 166
 Aspidium Thelypteris, 160
ASPENIUM acrostichoides, 124
 Asplenium angustifolium, 98
 Asplenium Bradleyi, 144
 Asplenium ebeneum, 134
 Asplenium ebenoides, 140
 Asplenium Felix-fœmina, 120
 Asplenium montanum, 130
 Asplenium pinnatifidum, 142
 Asplenium platyneuron, 134
 Asplenium Ruta-muraria, 126
 Asplenium thelypteroides, 124
 Asplenium Trichomanes, 136
 Asplenium viride, 138
- BOTRYCHIUM** dissectum, 81
 Botrychium gracile, 80
 Botrychium lanceolatum, 86
 Botrychium Lunaria, 84
 Botrychium matricariæfolium, 86
 Botrychium simplex, 81
 Botrychium ternatum, 81
 Botrychium Virginianum, 80
- CAMPTOSORUS** rhizophyllus, 146
 Cheilanthes lanosa, 112
 Cheilanthes vestita, 112
 Cystopteris bulbifera, 194
 Cystopteris fragilis, 198
- DICKSONIA** pilosiuscula, 114
 Dicksonia punctilobula, 114
DRYOPTERIS acrostichoides, 96
 Dryopteris aculeata, 182
 Dryopteris Boottii, 168
 Dryopteris Braunii, 182
 Dryopteris cristata, 170
 Dryopteris cristata Clintoniana, 172
 Dryopteris fragrans, 178
 Dryopteris Goldieana, 174
 Dryopteris marginalis, 176
 Dryopteris Noveboracensis, 159
 Dryopteris simulata, 164
 Dryopteris spinulosa, 166
 Dryopteris spinulosa dilatata, 168
 Dryopteris spinulosa intermedia, 166
 Dryopteris Thelypteris, 160
- LYGODIUM** palmatum, 75
- ONOCLEA** sensibilis, 54
 Onoclea sensibilis, var. obtusilobata, 56
 Onoclea Struthiopteris, 56

INDEX TO LATIN NAMES

- Ophioglossum vulgatum**, 77
Osmunda cinnamomea, 60
Osmunda cinnamomea, var. *frondosa*, 62
Osmunda Claytoniana, 72
Osmunda regalis, 67
- PELLÆA atropurpurea**, 90
Pellæa gracilis, 87
Pellæa Stelleri, 87
Phegopteris Dryopteris, 190
Phegopteris hexagonoptera, 188
Phegopteris Phegopteris, 187
Phegopteris polypodioides, 187
Polypodium vulgare, 184
- Pteris aquilina**, 105
Pteris esculenta, 107
- SCHIZÆA pusilla**, 63
Scolopendrium scolopendrium, 150
Scolopendrium vulgare, 150
- WOODSIA Alpina**, 203
Woodsia glabella, 206
Woodsia hyperborea, 203
Woodsia Ilvensis, 200
Woodsia obtusa, 202
Woodwardia angustifolia, 102
Woodwardia Virginica, 156

INDEX TO ENGLISH NAMES

ADDER'S Tongue, 77
Alpine Woodsia, 203

BEECH Fern, Broad, 188
Beech Fern, Long, 187
Bladder Fern, Bulblet, 194
Bladder Fern, Common, 198
Bladder Fern, Fragile, 198
Blunt-lobed Woodsia, 202
Boott's Shield Fern, 168
Bracken, 105
Bradley's Spleenwort, 144
Brake, 105
Braun's Holly Fern, 182

CATERPILLAR Fern, 156
Chain Fern, Net-veined, 102
Chain Fern, Virginia, 156
Christmas Fern, 96
Cinnamon Fern, 60
Cliff Brake, Purple, 90
Cliff Brake, Slender, 87
Clinton's Wood Fern, 172
Climbing Fern, 75
Common Polypody, 184
Creeping Fern, 75
Crested Shield Fern, 170
Curly Grass, 63

EAGLE Fern, 105
Ebony Spleenwort, 134
Evergreen Wood Fern, 67

FLOWERING Fern, 67
Fragile Bladder Fern, 198
Fragrant Shield Fern, 178

GOLDIE'S Fern, 174

Grape Fern, Lance-leaved, 86
Grape Fern, Little, 82
Grape Fern, Matricary, 86
Grape Fern, Ternate, 81
Grape Fern, Virginia, 80
Green Spleenwort, 138

HAIRY Lip Fern, 112
Holly Fern, Braun's, 182
Hartford Fern, 75
Hart's Tongue, 150
Hay-scented Fern, 114

INTERRUPTED Fern, 72

LADY Fern, 120
Lance-leaved Grape Fern, 86
Little Grape Fern, 82
Lip Fern, Hairy, 112
Long Beech Fern, 187

MAIDENHAIR, 108
Maidenhair Spleenwort, 136
Marginal Shield Fern, 176
Marsh Fern, 160
Massachusetts Fern, 164
Matricary Grape Fern, 86
Moonwort, 84
Mountain Spleenwort, 130

NARROW-LEAVED Spleenwort, 98
Net-veined Chain Fern, 102
New York Fern, 159
Northern Woodsia, 203

OAK Fern, 190
Ostrich Fern, 56

INDEX TO ENGLISH NAMES

- PINNATIFID Spleenwort, 142
Polypody, Common, 184
Prickly Shield Fern, 182
Purple Cliff Brake, 90
- RATTLESNAKE Fern, 80
Royal Fern, 67
Rue Spleenwort, 126
Rusty Woodsia, 200
- SCOTT'S Spleenwort, 140
Shield Fern, Boott's, 168
Shield Fern, Crested, 170
Shield Fern, Fragrant, 178
Shield Fern, Marginal, 176
Shield Fern, Prickly, 182
Seaweed Fern, 156
Sensitive Fern, 54
Silvery Spleenwort, 124
Slender Cliff Brake, 87
Smooth Woodsia, 206
Snake Fern, 184
Spinulose Wood Fern, 166
Spleenwort, Bradley's, 144
Spleenwort, Ebony, 134
- Spleenwort, Green, 138
Spleenwort, Maidenhair, 136
Spleenwort, Mountain, 130
Spleenwort, Narrow-leaved, 98
Spleenwort, Pinnatifid, 142
Spleenwort, Rue, 126
Spleenwort, Silvery, 124
Spleenwort, Scotts', 140
- TERNATE Grape Fern, 81
- VIRGINIA Chain Fern, 156
Virginia Grape Fern, 80
- WALKING Fern, 146
Walking Leaf, 146
Wall Rue, 126
Wood Fern, Clinton's, 172
Wood Fern, Evergreen, 176
Wood Fern, Spinulose, 166
Woodsia, Alpine, 203
Woodsia, Blunt-lobed, 202
Woodsia, Northern, 203
Woodsia, Rusty, 200
Woodsia, Smooth, 206

INDEX TO TECHNICAL TERMS

- ANTHERIDIA, 34
Archegonia, 34
Alternation of generations, 33
Asexual generation, 34
- FROND, 28
Fertile frond, 3
Fertilization, 34
- INDUSIUM, 31
- ONCE-PINNATE frond, 30
- PINNATIFID frond, 29
Pinnæ, 30
- Pinnules, 30
Prothallium, 34
- RACHIS, 30
Rootstock, 28
- SEXUAL generation, 33
Simple frond, 29
Sori, 30
Sporangia, 30
Spore, 30
Sterile frond, 31
- TWICE-PINNATE frond, 30
- VEINS, free, 30

BOOKS ON GARDEN FIELD AND WOOD

How to Know the Wild Flowers

By MRS. WILLIAM STARR DANA

With 48 colored plates and new black-and-white drawings, enlarged, rewritten, and entirely reset.

A guide to the names, haunts, and habits of our native wild flowers. With 48 full-page colored plates by ELSIE LOUISE SHAW, and 110 full-page illustrations by MARION SATTERLEE. Crown 8vo, \$2.00 net.

"Readers will find that even a bowing acquaintance with the flowers repays one generously for the effort expended in its achievement," says the author in her introduction. "Such an acquaintance serves to transmute the tedium of a railway journey into the excitement of a tour of discovery. It causes the monotony of a drive through an ordinarily uninteresting country to be forgotten in the diversion of noting the wayside flowers, and counting a hundred different species where formerly less than a dozen would have been detected. It invests each boggy meadow and bit of rocky woodland with almost irresistible charm."

"She has systematized her facts in a compact and convenient form. She is practical and terse, and is also alive to the things which are not entirely matters of fact."—*New York Tribune*.

Miss C. W. Hunt, Superintendent of Children's Department, Brooklyn Public Library, says: "Get this book if you only carry one flower book on your vacation."

"Particularly noteworthy for its beautiful colored plates, about fifty in number. So beautifully were these made that in many cases the actual flower seems starting from the page, and one can almost fancy the perfume, too, is in evidence."

—*New York Times*.

BOOKS ON GARDEN FIELD AND WOOD

By Mrs. WILLIAM STARR DANA
(FRANCES THEODORA PARSONS)

ACCORDING TO SEASON

Talks about the flowers in the order of their appearance in the woods and fields. With 32 full-page illustrations in colors from drawings by Elsie Louise Shaw.
\$1.75 *net.*

"It is a privilege to own such a book, for its artistic charm and its contents well deserve their setting."—*The Dial.*

"The charm of this book is as pervading and enduring as is the charm of nature."—*New York Times.*

"Delightful talks upon the beauty of the changing year and the parts contributed to such pleasures by forest, grove, and stream."—*The Interior.*

By LOUISE SHELTON

THE SEASONS IN A FLOWER GARDEN

A hand-book of information and instruction for the amateur. Illustrated. \$1.00 *net.*

"Pleasant and useful, and may be confidently recommended to amateur gardeners."—*New York Times.*

"A manual admirably adapted in every way to the needs of people who desire to utilize a small garden space to the best possible advantage."—*Providence Journal.*

CHARLES SCRIBNER'S SONS
153-157 Fifth Avenue, New York

BOOKS ON GARDEN FIELD AND WOOD

How to Know the Ferns

By FRANCES THEODORA PARSONS

Author of "According to Season" and "How to Know the Wild Flowers." With 144 illustrations from photographs. Crown 8vo, \$1.50 net.

Written in the same fresh entertaining way, and with the same care and authority, that made invaluable to nature lovers her work on "How to Know the Wild Flowers."

"Since the publication, six years ago, of 'How to Know the Wild Flowers,'" says the writer, "I have received such convincing testimony of the eagerness of nature lovers of all ages and conditions to familiarize themselves with the inhabitants of our woods and fields, and so many assurances of the joy which such a familiarity affords, that I have prepared this companion volume on 'How to Know the Ferns.'"

"The charm of this book is pervading and enduring as is the charm of nature."—*New York Times*.

"This is a notably thorough little volume. The text is not voluminous, and even with its many full-page illustrations the book is small; but brevity, as we are glad to see so many writers on nature learning, is the first of virtues in this field. . . . The author of 'How to Know the Ferns' has mastered her subject, and she treats of it with authority."—*New York Tribune*.

BOOKS ON GARDEN FIELD AND WOOD

Our Native Trees and How to Identify Them

By HARRIET L. KEELER

With 178 full-page plates from photographs, and 162 text-drawings. Crown 8vo, \$2.00 net.

The trees described in this volume are those indigenous to the region extending from the Atlantic Ocean to the Rocky Mountains and from Canada to the northern boundaries of the Southern States; together with a few well-known and naturalized foreign trees such as the Horse-Chestnut, Lombardy Poplar, Ailantus, and Sycamore Maple.

"Miss Keeler has made a very commendable addition to the semi-popular treatises on American plants, in a well-written, well-illustrated, and well-printed account of native and naturalized trees. Bits of the best from the poets and prose writers relieve the descriptions, and the folk-lore of a number of trees is well if briefly told."—*American Naturalist*.

"To such of the general public as habitually frequent the woods which they love, the book will be most welcome, for it is carefully classified, adequately illustrated, and most readably written."—*Boston Budget*.

"It condenses into convenient shape a fund of information spread over many volumes of older works, and blends the practical and poetical in a way to delight all readers."

—*St. Louis Globe-Democrat*.

BOOKS ON GARDEN FIELD AND WOOD

Our Northern Shrubs

By HARRIET L. KEELER

With 205 photographic plates and 35 pen-and-ink drawings. Crown 8vo, \$2.00 net.

The volume is prepared not only for the amateur botanist who seeks a more adequate description than the textbooks afford, and not only for the lover of nature who desires a personal acquaintance with the bushes that grow in the fields; but also to serve those who are engaged in the establishment and decoration of city parks, roadways, and boulevards; those who are seeking to beautify country roadsides and railroad stations as well as those who, in the decoration of their own home grounds, would gladly use our native shrubs were their habits and character better understood.

“Simple, clear descriptions that a child can understand, are given of shrubs that find their home in the region extending from the Atlantic to the Mississippi River, and from Canada to the boundaries of our Southern States.”—*Outlook*.

“There are over two hundred plates from photographs, and a number from drawings. The photographs, all of shrubs in flower or fruit, are very beautiful, and so clear as to make identification perfectly simple.”—*Dial*.

“An interesting feature of this book is the sparing but judicious incorporation of quotations from those authors among us who have best interpreted nature.”—*Churchman*.

BOOKS ON GARDEN FIELD AND WOOD

Our Garden Flowers

By HARRIET L. KEELER

Author of "Our Native Trees" and "Our Northern Shrubs." With 96 full-page illustrations from photographs and 186 illustrations from drawings. Crown 8vo, \$2.00 *net*; postage extra.

A popular study of the life histories of familiar flowers, their structural affiliations, their native lands, that has those qualities of clearness, thoroughness, and charm of style that have made her other books famous.

It is beautifully illustrated.

"This book," says its author in her preface, "is the outcome of a life-long search for a volume with which one might make a little journey into the garden, and become acquainted with the dwellers therein; their native land, their life history, their structural affiliations.

"Among the many species of a genus it has often been necessary to select but one for description. As a rule the choice has been either the typical form, or the one longest in cultivation, or the greatest favorite.

"While it has been the aim to make the book a fairly complete study of all the annual and perennial flowering herbs commonly found in a hardy garden, it is by no means intended to be a catalogue."

Full of practical, tested, systematically arranged, and well indexed information.

QK525.P26 1911

SCIII



3 5002 00086 1257

Parsons, Frances Theodora

How to know the ferns; a guide to the na

SCIENCE

QK 525 P26 1911

Parsons, Frances Theodora
(Smith) Dana, 1861-

How to know the ferns

