DECLASSIFIED E.O. 12065 SECTION 3-402/NNDG NO. 775013

GHQ/SCAP Records (RG 331, National Archives and Records Service)

Description of contents

(1) Box no. 2873

(2) Folder title/number: (13)
Social Insurance

(3) Date: ?

(4) Subject:

Classification	Type of record
9752, 9760	p

(5) Item description and comment:
Toyama

(6) Reproduction: (Yes) No

(7) Film no. Sheet no.

(Compiled by *National Diet Library*)

DECLASSIFIED E.O. 12065 SECTION 3-402/NNDG NO. 775013

Reviews were made on the Medical care practices and facilities of Toyama Pref:

Miyagawa Sugihara National Health Insurance Association clinic. Miyagawa village (population 1,780) and its neighboring village Sugihara village (population 4,358) has had its own National Health Insurance Association and established the said clinic on 1944-its main clinic locates on Miyagawa village with one surgical Dr. and 10 beds for medical & surgical and its branch clinic on Sugihara village with one medical Dr. and 7 beds. Though the Public assistance recipients have been covered by National Health Insurance Association in Miyagawa village, yet Sugihara National Health Insurance does not cover any Public assistance recipient.

Contribution:	Highest	Average	Lowest	P.A
Miyagawa	5,000	2,000	500	100
Sugihara	3,600	2,320	360	-

Fujikoshi Hospital, on the war, was established for 30,000 employees of the Fujikoshi Co., Ltd., (Machine & tool maker). After the war, this hospital has been operated under its own account with 210 beds(including 22 for epidemic and 50 for T.B) handling all medical care than psychiatric. 110 beds of 160 medical beds are occupied by T.B patients.

Fukuoka town National Health Insurance Association made consultation with Pref Insurance sect to suspend its operation, because of expecting 500,000 delinqunt on the end of this fiscal year. But its official could not tell us exactly how much and what reasons for the expected delinquency from its poor bookkeeping. Two of the Insurance Drs have not sent any bill since last Sept. Its neighboring village Tateno heard that Fukuoka N.H.I ass'n will be financially delinquent and has been going to suspend its N.H.I. The officials of the two societies were met with Pref Insurance sect's officials at Fukuoka town office. The main reason seems to us that they have been afraid of collection of contribution heavier than the citizen's tax.

Demachi Kosei Hospital (owned and operated by Higashi Tonami N.H.I society Federation) covers 73,153 of 31 societies (3 of them under suspension). Since its establishment, it has owned yen 7,000,000 to the Agricurtural Cooperative Association. Though Demachi (Miss Mealing made reviews on P.A) has been covered with it, yet it did not make the regular payment of contribution and partial medical care fee. Then, the insured under Demachi N.H.I ass'n had to pay 60% to Drs or hospital on the case of out patient and 70% on the case of in patient. Little interst on the insured of Demachi N.H.I has been due to its arrearage.

Nanto Kosei Hospital(owned and operated by Nanto National Health Ins. Society Federation) was established on Sept. 1949. This hospital seems to be located in the favourable condition-one town and 4 villages, which had been very hard to utilize the medical facilities.

Pref Insurance sect had two conferences with the interested officials of National Health Insurance society at Shimonikawa Gun (19 of 35 societies under suspension) and at Imidzu Gun office (12 societies of 19 societies under suspension), to which the author was invited. Why they have not been able to reoperate is due to the financial reasons.

DECLASSIFIED E.O. 12065 SECTION 3-402/NNDG NO. 775013

(2)

明細表

郡市別	市町村数	世帯数	人口	一般開業医数	無床診療所 数	無床診療所 医数	有床診療所 数	有床診療所 床数	有床診療所 医数	一般病院 数	一般病院 床数	一般病院 医数	特病 数	特病 床数	精院 医数	計 数	計 床数	計 医数	計
市富山	1	31.758	149350	101	64	66	34	182	34	11	357	73				109	1039	173	49
市高岡	1	28.773	140935	71	32	33	30	155	31	15	535	50	1	32	1	78	722	115	38 39
郡上新川	11	7.437	41.054	16	11	11	5	23	6							16	23	17	7
郡中新川	26	20.271	105.175	69	47	47	21	120	21	2	85	9				70	205	77	20 22
郡下新川	35	26.940	145316	102	68	71	34	196	36	2	196	18				104	392	125	26 23
郡婦負	25	16.886	91.692	37	22	21	14	93	15	2	51	5	2	469	9	40	613	50	12 16
郡射水	19	10.141	56.580	32	26	23	6	38	7							32	38	35	8 9
郡氷見	19	13.608	73.409	36	23	22	11	71	12	3	97	8				37	168	42	7
郡東砺波	38	17.412	107.652	83	58	61	25	164	27	3	173	14	1	700	5	87	1037	107	22 21
郡西砺波	38	17.767	92.755	57	29	29	26	160	28	2	46	3				57	206	60	16 16
合計	213	192.793	1010.818	604	380	389	206	1202	217	40	2.040	180	4	1201	15	630	4443	801	20

DECLASSIFIED E.O. 12065 SECTION 3-402/NNDG NO. 775013

醫療施設

種別	一般病院 医数	一般病院 病床数	特病 数	結核病床数	精神病床数	伝染病床数	計 数	一般診療科医数	婦人保健課 社会保険	婦人保健課 保健課	婦人保健課 他	一般薬剤師数	病床100ニ対スル人口	一般診療所1ヶ当リ人口	歯科医師1ヶ当リ人口	無医町村数	無病床郡数	社保 保健所数	社保 国立病院	県立病院	県立診療所
7	73				109	1039	173	49	8	10	1	420	69	813	3047			1	1	2	
2	50	1	32	1	78	722	115	39	6	4	1	105	51	1224	3806			1			
					16	23	17	7	3			16	6	2414	5864		1				2
9					70	205	77	22	16	5		142	19	1365	4780	2		1			1
18					104	392	125	23	17	11	10	60	24	1162	6318	3		2		1	2
5	2	469	9		40	613	50	16	17	5	1	63	66	1833	5730	2		1	1		1
					32	38	35	7	4	5	2	30	6	1616	8032	2	1	1			
8					37	168	42	7	6	5	2	29	22	1749	10437	1		1			1
14	1	700	5		87	1037	107	21	20	7	3	41	94	1024	5221	5		1			1
3					57	206	60	16	15	4	2	34	21	1629	6109	5		1	1		1
180	4	1201	15		630	4443	801	205	112	56	22	940	43	1261	4930	20	2	10	3	3	9

明細表

下約契険保

市町村立診療所	市町村立病院	法人運営病院	国有社会保険病院
	1	2	
		2	1
		1	
		1	1

DECLASSIFIED E.O. 12065 SECTION 3-402/NNDG NO. 775013

保險契約下ノ医療施設明細表

	無醫町村數	無病院郡數	保健所數	國立病院	縣立病院	縣立診療所	國有社會保險病院	法人運營病院	市町村立病院	市町村立診療所	國保診療所	健保事業体診療所	保險醫	保險歯科醫	保險薬剤師	國民健康保險 保險者數	内訳 公營	内訳 組合	内訳 法人	内訳 継続中	内訳 休止中	被保險者數	内訳 納付義務者	内訳 扶助者數	健康保險 政府管掌 事業体數	政府管掌 被保險者數	政府管掌 扶養者數	組合管掌 事業体數	組合管掌 被保險者數	[illegible]
27			1	1	2			2	1			8	129	58	2	1		1		1		77,113	16,825	60,288	536	15,933	28,509	9	10,881	[illegible]
26			1				1	2			1	6	116	40	5	1	1			1		110,013	25,711	48,302	541	12,307	23,130	6	5,713	[illegible]
44		1				2					1	1	16	7	1	11	3	6	2	4	7	9,336	1,780	7,606	38	874	516	1	1,556	[illegible]
30	2		1			1		1			5		55	20	6	26	19	6	1	19	7	12,405	11,546	60,929	156	3,408	5,407			
8	3		2		1	2					5	2	76	27		35	10	14	11	15	20	10,741	11,306	42,445	196	5,163	8,671	2	2,720	[illegible]
30	2		1	1		1					7	2	39	19		25	15	2	8	23	2	13,508	11,509	52,073	106	1,216	1,819	2	4,580	[illegible]
32	2	1	1								2	1	37	7		19	4	4	11	7	12	18,728	3,266	15,462	81	1,337	3,192	1	530	[illegible]
27	1		1			1					1		37	7	2	19	10	1	8	10	9	25,387	3,268	21,119	90	1,392	3,169			
1	5		1			1					13	1	64	22	3	38	10	17	11	35	3	84,076	15,253	68,823	250	5,739	14,010	1	1,242	[illegible]
9	5		1	1		1					10	1	59	17	2	38	34	1	3	35	3	75,982	13,767	62,215	150	2,902	4,792	1	711	[illegible]
0	20	2	10	3	3	9	1	5	1		45	22	628	224	21	213	106	52	55	150	63	531,493	115,231	476,262	2,094	50,321	82,149	23	27,918	[illegible]

DECLASSIFIED E.O. 12065 SECTION 3-402/NNDG NO. 775013

国民健康保険							健康保険					共済組合		地方公務員共済組合			船員保険		
内訳		内訳		被保険者数	内訳		内訳					被保険者数	扶養者数	保険者数	被保険者数	扶養者数	事業所数	被保険者数	扶養者数
組合数	法人	継続中	休止中		納付義務者	扶助者数	事業所数	被保険者数	扶養者数	事業所数	被保険者数								
1		1		99113	16,325	60,238	33693	15,193	23,547	9	10888	42,584					5	35	62
		1		110,515	25,711	78,302	5491	12,317	23,134	6	5713	10,226					115	134	269
6	2	2	7	9,336	1,780	7,606	38	876	516	1	1556	798	3/3 1455						
6	1	19	7	12,405	11,546	5,929	156	3,748	5107								3	9	21
11	11	15	20	10,074	11,306	12,425	196	5,162	2,651	2	2700	1,130	7,5 1,5 1,6				12	36	74
2	8	23	2	4358	11,504	52,073	106	1,216	1089	2	4586	8731							
4	11	7	12	18,728	3,216	15,462	81	1,329	2,742	1	530	784					4	10	34
1	8	10	9	35,387	9,268	21,119	90	1,372	2169								3	15	31
17	11	35	3	84,076	15,253	68,823	250	5,789	10,710	1	1282	738	1,359					5	12
1	3	35	3	28,382	13,767	62,215	150	2,912	4,192	1	711	479	1,357						
52	55	150	63	591,493	115,231	476,262	2,096	50,221	84,149	23	27,918	45,194	18,419	36,118	2	3388	17,123	72	244	503

342 1/3 1/11.
1/11R

877,965
231,953

DECLASSIFIED E.O. 12065 SECTION 3-402/NNDG NO. 775013

(3)

細 明 設 施 療 医 般 一

郡市別	市町村数	世帯数	人口	一般診療所		無床診療所		有床診療所			一般病院			特殊病院			計	
				数	病床数	数	医師数	数	病床数	医師数	数	病床数	医師数	数	病床数	医師数	数	病床数
TOYAMA CITY 富山	1	31.758	149.850	93	179	12	16				11	893	75				116	1.072
TAKAOKA CITY 高岡	1	28.773	140.835	55	168	6	10	3	37	3	16	557	56	1	30	2	81	792
KAMINIIKAWA 上新川	11	7.437	41.054	13	12	1	1	3	36	4							17	48
NAKANIIKAWA 中新川	26	20.271	105.175	45	136	2	2	2	14	3	2	89	11				51	239
SHIMONIIKAWA 下新川	35	26.940	145.316	66	117	7	7	4	27	5	3	246	24				80	392
NEI 婦負	25	16.886	91.682	27	34			7	58	8	2	50	2	2	503	14	38	645
IMIDZU 射水	19	10.141	56.580	33	45	1	1	2	6	4							36	51
HIMI 氷見	19	13.608	73.409	34	91						3	97	6				37	168
HIJASHITONAMI 東砺波	38	19.412	109.152	48	98	7	8	7	65	10	3	173	14	1	700	12	66	1.036
NISHITONAMI 西砺波	38	17.767	97.755	53	178	2	2	4	22	4	2	48	4				61	248
TOTAL 計	213	182.993	1.010.818	467	1.060	38	47	32	265	41	42	2153	192	4	1.273	28	583	4.691

DECLASSIFIED E.O. 12065 SECTION 3-402/NNDG NO. 775013

般医療施設明細表

有床診療所		一般病院		特殊病院		計			一般歯科医数	保健婦			一般薬剤師数	人口一〇〇〇人ニ対スル病床数	一歯科医当人口	一歯科医当人口	無病院部数	無医町村数	社会保険			
数	医数	数	床数	医数	数	床数	医数	数		社会保険	保健課	その他							保健所数	国立病院	県立病院	県立診療所
			857	77				95														
			857	73				109														
		11	893	75				1039	73	9	10	1	420	69	811	2408			1	1	2	
		15	535	50		32	1	116	1072	184	62	7	14	13	427	71						
		15	535	50		32	1	90														
37	3	16	557	56	1	30	2	79	792	126	38	6	4	3	106	51						
								81	792	126	40	6	4	3	106	56	1,117	3.520	1			
								16														
								16	23	17		3			16	6						
36	4							17	48	18	7	2		3	17	11	2.280	5.864	2	1		2
			85	9				48														
			85	9				70	205	77	24	16	5		142	19			9			
14	3	2	89	11				51	239	61	20	13	6	6	148	22	1.724	5.258		1		1
		2	196	18				54											9			
		2	196	18				104	392	125	26	17	11	10	60	26						
27	5	3	246	24				80	392	102	27	12	11	18	61	26	1.424	5.382	9	2	1	2
			51	5				27														
			51	5		469	9	40	613	50	12	17	5	1	63	66			6			
58	8	2	50	2	2	503	14	38	645	51	16	16	6	15	65	70	1.778	5.730		1	1	1
								35														
								32	38	35	9		6	4	30	6			2			
6	4							36	51	38	6	4	4	2	31	9	1.489	9.430		1	1	
				8				33														
				9				37	168	42		6	5	2	29	22			1			
		3	97	6				37	168	40	7	6	6	7	29	22	1.835	10.487	5	1		1
								65														
							5	87	1037	109	22	10	7	3	41	94			5			
65	10	3	173	14	1	700	12	66	1.036	92	22	12	5	6	41	94	1.191	4.934	6	1	1	1
			42	3				55														
			46	3				57	206	61	19	15	4	2	34	21			5			
22	4	2	48	4				61	248	63	18	18	6	5	35	25	1.551	5.430	10	1		1
		40	2040	180		1,201	15	518														
		40	2040	180		1,201	15	630	4,443	801	236	112	52	27	940	48			20			
265	41	42	2153	192	4	1233	28	583	4691	775	225	96	62	78	960	46	1304	4492	49	2	10	3	3	9

DECLASSIFIED E.O. 12065 SECTION 3-402/NNDG NO. 775013

社會保險ト契約下ノ医療施設明細表

國民健康保険

一般薬剤師数	人口一〇,〇〇〇人ニ対スル病床数	一醫当人口	一歯科醫当人口	無醫町村数	無病院部数	保健所数	国立病院	縣立病院	縣立診療所	国有社會保険病院	法人運営病院	市町村立病院	市町村立診療所	國保診療所	健保事業所診療所	保険医	保険歯科医	保険薬剤師	保険者数	内訳 公営	内訳 組合	内訳 法人	内訳 継続中	内訳 休止中	被保険者数	内 納付義務者数
420 / 427	69 / 71	811	2.408			1	1	2			2	1			8	135	62		1		1		1		69,713	19,5[illegible]
105 / 106	61 / 56	1,117	3.520			1				1	2			1	6	120	40		1	1			1		111,330	25,14[illegible]
16 / 17	6 / 11	2.280	5.864	2	1				2					1	1	12	7		11	3	6	2	4	7	8,871	1,73[illegible]
142 / 148	19 / 22	1.724	5.258	2 / 9		1			1		1			5		56	20		26	20	5	1	19	7	61,195	11,408
60 / 61	26 / 26	1.424	5.382	3 / 9		2		1	2					5	2	77	27		35	10	14	10	16	19	50,051	10,98[illegible]
63 / 65	66 / 70	1.798	5.730	2 / 6		1	1		1					7	2	40	16		25	15	2	8	23	2	62,577	11,384
30 / 31	6 / 9	1.489	9.430	2 / 2	1	1								2	1	38	6		19	4	4	11	7	12	18,618	3,219
29 / 29	22 / 22	1.835	10.487	1 / 5		1			1					1		37	7		19	10	1	8	10	9	25,201	4,253
41 / 41	94 / 94	1.191	4.934	5 / 6		1	1		1					13	1	65	22		38	11	16	11	35	3	82,759	15,138
34 / 35	21 / 25	1.551	5.430	5 / 10		1			1					10	1	60	18		38	34	1	3	35	3	76,032	19,814
940 / 960	43 / 46	1.304	4.492	20 / 49	2	10	3	3	9	1	5	1		1 / 45	1 / 22	646	225		213	108	50	54	150	63	576,327	112,920

Hosp 13
Clinic 76

DECLASSIFIED E.O. 12065 SECTION 3-402/NNDG NO. 775013

国民健康保険									健康保険						政府共済組合		地方公務員共済組合			船員保険			備考
保険者数	内訳			内訳		被保険者数	内訳		政府管掌			組合管掌			被保険者数	扶養者数	保険者数	被保険者数	扶養者数	事業体数	被保険者数	扶養者数	
	公営	組合	法人	継続中	休止中		納付義務者数	扶助者数	事業体数	被保険者数	扶養者数	事業体数	被保険者数	扶養者数									
1		1		1		69,713	14,848	54,865	541	18,653	36,435	9	12,033	22,486						6	50	94	
1	1			1		111,330	25,140	86,190	472	12,122	22,668	6	5,273	7,821						46	149	310	
11	3	6	2	4	7	8,871	1,733	7,138	37	772	840	1	1,611	845									
26	20	5	1	19	7	61,175	11,408	49,767	153	3,863	5,022									3	10	23	
35	10	14	10	16	19	60,051	10,982	49,069	188	5,146	8,593	2	2,866	1,731						12	37	78	
25	15	2	8	23	2	62,577	11,384	51,193	103	1,216	1,909	2	4,884	7,452									
19	4	4	11	7	12	18,618	3,219	15,399	87	1,348	2,318	1	552	764						4	9	30	
19	10	1	8	10	9	25,201	4,253	20,948	86	1,246	1,931									3	18	39	
38	11	16	11	35	3	82,759	15,138	67,621	243	5,792	7,808	1	1,438	827									
38	34	1	3	35	3	76,032	14,815	61,219	141	2,678	4,339	1	813	356									
213	108	50	54	150	63	576,327	112,920	463,407	2,051	54,037	91,963	23	29,440	42,282	18,820	36,771	2	3,918	19,560	74	273	594	

DECLASSIFIED E.O. 12065 SECTION 3-402/NNDG NO. 775013

國民健康

郡市別	市町村数	面積 (平方粁)	世帯数 (戸)	人口 (人)	密度 (平方粁)	保険者数 計	保険者数 法人	保険者数 組合	保険者数 公營	納付義務者 (人)	被保険者数 (人)	医療保険診療数 (一)	
富山市	1	103.67	30,686	106,044	1,408	1			1	26,200	112,757	84	
高岡市	1	74.50	28,186	136,871	1,849	1			1	25,850	114,375	74	
上新川郡	11	670.20	2,461	40,413	60	3	1		4	1,791	9,470	16	
中新川郡	26	627.07	20,490	106,104	169	18	4		22	15,080	78,563	46	
下新川郡	35	931.59	26,991	163,920	154	8	1		9	15	11,315	61,838	52
婦負郡	25	661.10	16,992	89,852	203	15	1	8	24	12,644	67,470	23	

DECLASSIFIED E.O. 12065 SECTION 3-402/NNDG NO. 775013

民健康保険と其の

医師一人当人口	人口万対床数	医師数	病床数	医師数	病床数	医師数	病床数	被保険者数	納付義務者	数	保険組合	保険者数	被保険者一人当り保険料	保険料収納率%	一部負担金	密度
		診療所		一般病院		特殊病院				計				国		
		医師数	床数	医師数	床数	医師数	床数	(人)	(人)		法人	公營				
408	1	1	26,200	112,757	84 92	11	867	73		95	857	165	885	58	345	57.2	551
249	1	1	25,800	114,375	74 79	15	535	50	32	90	567	130	1,052	41	350	61.2	862
60	3	1	4	1,791	9,470	16	18			16		18	2245		239	62.0	397
69	18	4	22	15,080	78,563	46	46	2	85	9		48	85	65	1,929	7	201	75.4	492
4	8	1	6	15	11,315	61,838	52	70	2	196	18		64	196	88	1,617	13	342	83.7	746
3	15	1	8	24	12,644	67,470	23	33	2	51	5	2	489	27	520	47	1,911	50	310	84.2	674

DECLASSIFIED E.O. 12065 SECTION 3-402/NNDG NO. 775013

診療所と其の現況

診療所数	病床数	医師数	歯科医師数	看護婦(夫)数	准看護婦(夫)数	歯科衛生士数	歯科技工士数	薬剤師数	診療放射線技師数	臨床検査技師数	理学療法士及作業療法士数	視能訓練士数	救急救命士数	臨床工学技士数	歯科衛生士学校養成所数	歯科技工士学校養成所数	歯科衛生士養成所数	歯科技工士養成所数	歯科衛生士学校養成所入学定員	歯科技工士学校養成所入学定員	歯科衛生士養成所入所定員	歯科技工士養成所入所定員	歯科衛生士学校養成所卒業者数	歯科技工士学校養成所卒業者数	歯科衛生士養成所卒業者数	歯科技工士養成所卒業者数	歯科衛生士国家試験合格者数	歯科技工士国家試験合格者数	歯科衛生士国家試験合格率(%)	歯科技工士国家試験合格率(%)	歯科衛生士就業者数	歯科技工士就業者数	歯科衛生士就業率(%)	歯科技工士就業率(%)	歯科衛生士就業場所 病院	歯科衛生士就業場所 診療所	歯科衛生士就業場所 歯科技工所	歯科衛生士就業場所 保健所	歯科衛生士就業場所 市町村	歯科衛生士就業場所 その他	歯科衛生士就業場所 不詳	歯科技工士就業場所 病院	歯科技工士就業場所 診療所	歯科技工士就業場所 歯科技工所	歯科技工士就業場所 保健所	歯科技工士就業場所 市町村	歯科技工士就業場所 その他	歯科技工士就業場所 不詳
95	857	165	885	58	345	57.2	551		62,284,828	90.200	1,015,580	6,249,320	79	11.0	6.1	6.8	8	165																										
1	90	567	130	1,052	41	350	61.2	862	99.9	98,647,960	178,008	1,386,528	9,676,874	155	2.7	6.9	5	4	2	130																						
16		18	2245		239	62.0	397	91.4	3,764,188	5,262		47,372	367,066	55	9.0	2.7	6	9		17																						
48	85	55	1,929	7	201	75.4	492	82.0	38,714,796	83,730		568,312	3,774,692	106	6.7	6.6	4	4	2	50																						
54	196	88	1,617	13	342	83.7	746	81.1	44,362,264	76,228		489,859	4,349,991	130	6.4	8.9	5	7	3	73																						
27	520	47	1,911	50	310	84.2	674	82.8	45,520,558	87,084		551,992	4,382,544	132	6.1	7.9	4	9	1	37																						

DECLASSIFIED E.O. 12065 SECTION 3-402/NNDG NO. 775013

況

富山縣

診療状況							療養担当者			無医村数	直営診療所			直営病院			合計			
一ヶ年	日数(日)	一ヶ年点数(点)	受診率 %	一件当り日数(日)	一日当り点数(点)	一件当り点数(点)	公的施設(官公立)	医師数	歯科医師数		数	床数	医師数	数	床数	医師数	数	床数	医師数	医師一人当?数
	1.015.580	6.219.320	79	11.0	6.1	6.8	8	165	64											
	1.386.528	9.676.874	155	7.7	6.9	54	2	130	36											
	47.372	367.066	55	9.0	7.7	69		17	7		1	4	1				1	4	1	
	568.312	3.774.692	106	6.7	6.6	44	2	50	22	2	5	9	5				5	9	5	
	487.859	4.347.991	130	6.4	8.9	57	3	73	23	3	3	9	3	1	81	12	4	90	15	
	551.992	4.382.544	132	6.1	7.9	49	1	37	16	2	6	60	10				6	60	10	

DECLASSIFIED E.O. 12065 SECTION 3-402/NNDG NO. 775013

[illegible]	26	627.07	20.490	106.104	169	18	4	22	15.080	78.563	46
下新川郡	35	931.59	26.991	163.920	154	8	1	615	11.315	61.838	52
婦負郡	25	441.10	16.992	89.852	203	15	1	8	24	12.644	67.470	23
射水郡	19	107.49	10.183	56.303	523	4		3	7	3.289	18.710	35
氷見郡	19	237.54	13.666	72.906	306	9		3	12	5.337	31.351	30
射水郡	38	639.26	19.470	108.034	168	10	15	1035		15.329	84.385	61
西砺波郡	38	425.50	18.192	99.518	233	33			437	15.661	84.443	53
特別組合								1	1	1.088	3398	
合計	213	4257.42	192.315	999.965	234	101	24	34159		133.534	666.754	4745

X 0 [illegible] X X [illegible] X X X

2 1 ~~5~~ 2 2 3 2 2 1

Tabled 11 March

10

JES-A2- 400×550%

Toyamashi

DECLASSIFIED E.O. 12065 SECTION 3-402/NNDG NO. 775013

8 4 22 15.080 78.563 46 46 2 85 7 48 85 65 1.929 7 201 75.4 492 82.0 38.

8 1 615 11.315 61.838 52 70 2 196 18 64 196 88 1.617 13 342 83.1 746 81.1 4

1 8 24 12.644 67.470 23 33 2 51 5 2 489 27 520 47 1.911 50 310 84.2 674 82.8 45

4 3 7 3.289 18.710 35 40 35 40 1.407 270 73.8 553 68.5 19.

7 3 12 5.337 31.351 30 30 3 77 8 33 97 38 1.918 13 202 74.2 489 87.0 15.

0 15 10 35 15.329 84.385 61 61 3 173 141 100 5 65 873 80 1.350 80 322 83.1 653 83.1 55.

3 437 15.661 84.443 53 55 2 46 3 55 46 58 1.715 4 310 96.2 658 78.9 55.

1 1 1.088 3.398 376 97.6 1534 80.2 5.

1 24 34 159 133.534 666.754 404 524 402 40 180 4 1.201 15 578 3 241 719 1.390 32 313 76.7 652 83.8 43.

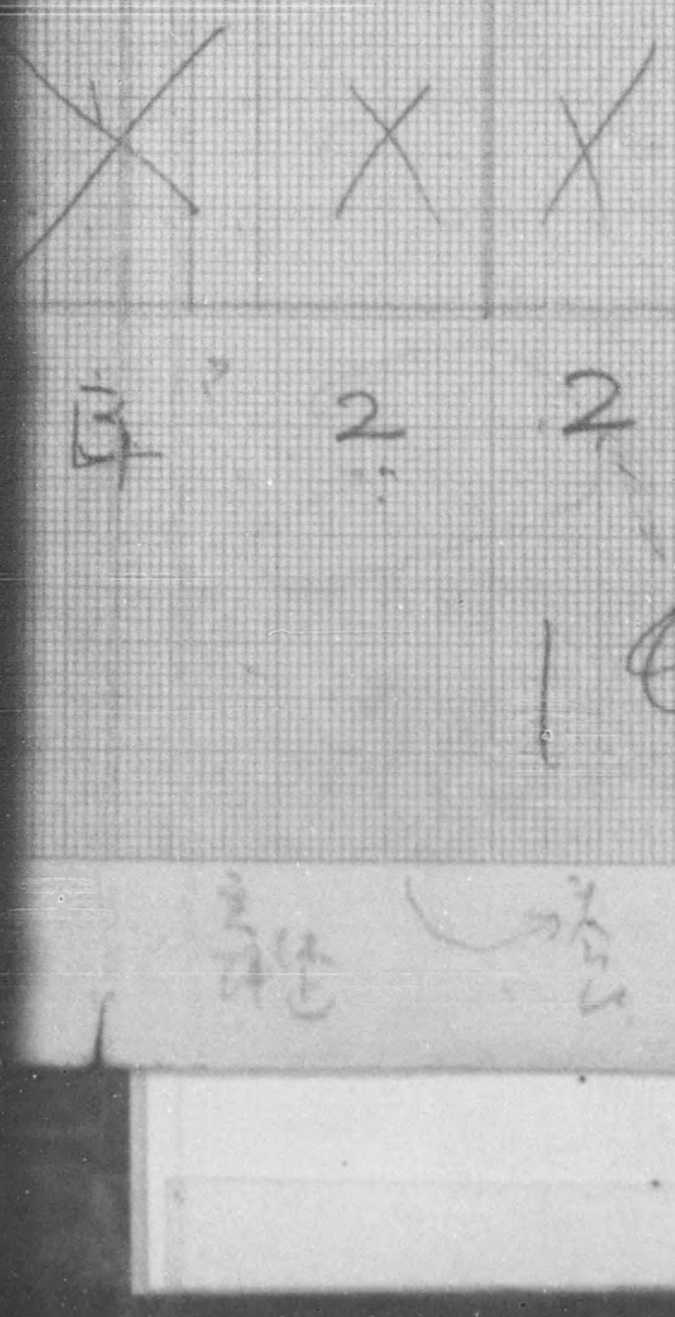

DECLASSIFIED E.O. 12065 SECTION 3-402/NNDG NO. 776013

DECLASSIFIED E.O. 12065 SECTION 3-402/NNDG NO. 775013

568.312 3,774,892 106 6.7 6.6 44 2 5022 2 5 7 5 5 1 0

487.859 4,347,991 130 6.4 8.9 57 3 7323 3 3 9 3 1 81 12 4 9015

551.992 4,382,544 132 6.1 7.9 49 1 3716 2 6 6010 6 6010

185.068 1,010,295 110 8.9 5.4 48 1 38 7 2 2 13 2 2 13 2

190,636 1,496,031 79 7.6 7.8 60 1 33 7 1 1 505 1 505

856,540 5,379,408 157 6.4 6.2 40 2 5421 5 9 1 10 3 14216 12 14326

956.264 5,423,155 144 7.8 6.6 44 1 4818 5 9 3810 9 3810

61.992 521,368 234 7.7 8.4 65.4

6.308.143 42,596,764 124 7.6 6.8 51.2 21 645221 20 35 134 41 5 2333 40 407 74

6 8 1/8

4 5/8 10 5/8 18

3/20.

1

3/2 13 15

DECLASSIFIED E.O. 12065 SECTION 3-402/NNDG NO. 775013

File 15th Jan. 5th.

Detailed situation of National Health Insurance of Toyama Pref

富山縣國民健康保

區分 / 郡市別	保險者數 公	組	代	計	被保險者数	世帯主数	保険料調定額	保険料收納額	保険料收納率
Toyama City 富山市		1		1	103,964 人	23,917	29878,595円	22,766,528円	76%
Takaoka City 高岡市	1			1	113,962	26028	40139.091	29,596.195	74
Kaminikawa Gun 上新川郡	3	1		4	9445	1787	1959512	1,692,377	86
Nakanikawa Gun 中新川郡	(3) 15	4		(3) 19	64778	11,963	9685213	8,315,348	86
Simonikawa Gun 下新川郡	(2) 7	1	6	(2) 14	74515	14056	19784995	17,388,441	88
Nei Gun 婦負郡	(1) 14	1	8	(1) 23	67.077	12,601	20914745	18,648,714	89
Imidzu Gun 射水郡	4		3	7	18,767	3214	5706,797	4797,460	84
Himi Gun 氷見郡	(2) 7		3	(2) 10	31,766	5329	6523478	5854608	90
Higashitonami Gun 東砺波郡	10	15	10	35	84,287	15,339	28284086	25,371,985	93
Nisitonami Gun 西砺波郡	(2) 31		4	(2) 35	84048	18,112	27678476	25,207559	93
Policemen 警察官吏		1		1	3,331	1060	1464332	1464332	100
Total 計	92	24	34	150	655,730	133,406	171,017320	161,623547	84

Public
Association
Other Jurl. Found. Person
Total
Number of Insurers
Insured
No. of Family chief
Assessed amount of contribution
Collected amount of contribution
Rate of Collection

DECLASSIFIED E.O. 12065 SECTION 3-402/NNDG NO. 775013

urance

國民健康保険現状

数	世帯主数	保険料調定額	保険料収納額	保険料収納率	被保険者一人当り保険料	一部負担金調定額	一部負担金収納額	一部負担金収納率
人	23,717	29878595円	22,766,528円	76%	287 円	20,281,677 円	20,231,677円	100%
	26,028	40139,091	29,596,195	74	352	16,426,303	16,125,731	100
	1,787	1959512	1,622,377	86	207	2,059,617	1,981,241	96
	11,963	9685213	8,315,348	86	149	16,726,291	14536,088	87
	14,056	19784995	17,388,441	88	265	18,442,887	16,644,236	90
	12,601	20914745	18,648,714	89	312	18,695,631	16,842,006	90
	3,214	5706797	4797460	84	304	6,523,966	5,697,303	87
	5,329	6523478	5834608	90	205	9,381,949	8,733,817	93
	15,339	27284086	25,371,925	93	324	26,653,398	25,372,454	95
	18,112	27678476	25,707,559	93	329	25,330,775	23,460,110	92
	1,060	1464332	1464332	100	441	1,103,722	1,103,722	100
	133,406	191012320	161,623,547	84	291	164326,196	150,779,185	93

No. of Family chief	Assessed amount of contribution	Collected amount of contribution	Rate of Collection	Contribution per insured	Claimed amount of partial medical bills	Collected amount of partial medical bills	Rate of collection of partial medical bills

DECLASSIFIED E.O. 12065 SECTION 3-402/NNDG NO. 775013

診療報酬州請求総額	診療報酬州未拂額	被保険者一人当療養費	年間受診率	医療費	診 一ケ年件数	療 一ケ年日数	療 一ケ年点数
52.595298 円	2.811.157	506 円	134 %	47.165.702 円	97.518 件	289.452 日	5.562.841 点
74.331.556	4.300.000	446	141	50927.013	161.029	1.361.399	9.351.450
4.271.255	745.894	452	71	2.910251	5742	43.778	457.371
26.989.311	9.968.655	416	5.0	17.020756	51959	338.540	2.326.844
48.027.497	8.236.394	644	112	32.753.662	83710	565.081	4.965.477
43.614.348	4.142.301	650	132	38.645085	82875	541.676	4.757.262
12.193.325	1.221.762	669	101	8.678375	19035	138.505	1.303.520
16.746.434	1.700.309	527	81	14.846125	25337	182.595	1.680.166
55.923.636	3.719.641	663	135	47.470.450	114156	823.333	5.287.251
53.987.381	4.962.937	642	139	47.766136	113113	821173	5.458824
4.550.396		1.247	200	4.424023	6466	58.277	457.756
393.230.435	42.020.000	599	117	314.224.052	773.760	5.722.157	43.006.362

Medical Cares

Total points per year

Total days per year

Total cases per year

Medical care expenses

Rate of utilization per year

Medical care cost per insured

Amount not yet paid for claimed amount by medical facilities

Claimed amount by medical facilities

DECLASSIFIED E.O. 12065 SECTION 3-402/NNDG NO. 775013

医療費	診 一ケ年件数	療 一ケ年日数	一ケ年点数	一件当日数	費 一件当点数	一日当点数
67,165,702円	99,598件	789,452日	5,562,841点	7.9日	55.8点	7.0点
50,927,013	161,029	1,361,399	9,351,450	8.4	58.0	6.8
2,910,251	5,742	43,778	457,371	6.5	67.8	10.3
17,020,756	51,959	338,540	2,826,844	6.5	54.4	8.3
32,753,662	83,710	565,051	4,965,477	6.7	59.3	8.7
28,645,085	88,895	546,676	4,757,262	6.1	53.5	8.7
8,198,375	19,085	138,505	1,303,520	7.2	68.3	9.4
14,246,125	25,889	182,575	1,650,166	7.0	64.8	9.2
17,479,450	46,156	333,[illegible]	2,987,251	7.2	52.4	7.2
7,744,136	23,313	126,173	1,158,824	7.5	48.3	6.3
4,162,053	6,664	58,377	457,756	8.8	68.4	7.8
314,324,058	773,760	5,782,157	43,016,362	7.4	55.5	7.4

Medical care expenses
Total cases per year
Total days per year
Total points per year
Days per case
Points per case
Points per day

Medical Cares

DECLASSIFIED E.O. 12065 SECTION 3-402/NNDG NO. 775013

Toyama Pref
Insurance sect NHI Present staff 4 (employed by pref), for which one adm official and one employee (employed by Nat. Government and assigned on Insurance sect) have been helping.
So
Then, total staff 6.
Inagaki and Kasasi can make field trip for NHI guidance and supervision.
Very hard to set up route of supervision of NHI:

Insurance sct (appointed by Nat. Govt)--------
NHI sub sect (appointed by Pref)

Gun office (P.W officials in charge of NHI) (appointed by Pref)

Personel affairs sect: As per request of central govt, some sect should be allocated with more staff, but pref assembly and personnel affairs sect has been trying to conform to th t request by reallocation.

DLSL medical bills: Toyama, Takaoka and Nishitonami have been making examination of those bills, but other areas did not make any examination.
Examination fee ¢ 2.--
Pref expect to consign their examination to Kikin office at 5 yen.
Monthly average medical bills 8000,000 yen (out 2691 c/s 1304 yen
(in 6726 c/s 6026 yen
(average 2360 yen

Toyama City DLSL bills for medical care:

Sept 2,163,746 yen 997 cases
15,963 yen reduced after exam. (0.5%)
Out 1220 yen .....17 days
In 5663 yen .....24 days
average 2867 yen
Oct. 2,325,652 yen 831 cases
16,810 yen reduced after exam. (0.7%)
Out 1214 yen .....
In 6015 yen .....

Toyama M.F.P.F office:
Drs idea for handling examination of DLSL medical bills by Kikin:
"Kikin has had no enough staff to make perfect examination on medical bills under Social insurance. When Kikin office handle examination of medical bills under DLSL, Drs like to make exact examination by requesting more staff. When DLSL medical bills be examined by Kikin, Kikin should depend upon medical regulations of N.H.I societies respectivelly. Then Drs group like such medical regulations to be unified, specially on dental cares. Examiner Drs should be paid enough remuneration to cover their work.

Arrerage are found on Mutual aid association-specially on public school teachers and Kanazawa National Tax Bureau. Indigenous personnel H.I has not paid any medical bill since May 1950 (May 60,405, June 46,264, July 37,082, Aug. 47,222, Sept 35,732 and Oct 17,783)

Kikin present staff : 28 (like to have 2 or 3 more staff when Kikin be consigned with examination of DLSL medical bills.)

DECLASSIFIED E.O. 12065 SECTION 3-402/NNDG NO. 775013

Takaoka city :
Takaoka city officials and employees have been covered 50% by Takaoka city N.H.I and another 50% by city mutual aid association, inspite of Toyama pref requesting them to have their own Health Insurance or to be covered by Gover't managed H.I., as per the regulation of Health Insurance and Ho hatsu 13 dated July 26, 1948. Then, Takaoka city officials and emplyees have had less benifits -allowance for sickness and injury and nursing allowance and so on than regulated by Health Insurance law.

Fukumitsu Town: Suspend N.H.I on May 1, 1950 (highet 18,000.-
Average contribution 2,040 yen per h.h. (lowest 316.-
Monthly utinlization 23%
Contributors with many children could not pay their due contribution as well as citizen tax.
This N.H.I covered the citizens under other Social insurance as Health insurance and mutual aid assocbation. Such insured spent 1,200,000 yen of total benifits (1/4 of total benifits).

Djohana Town: Suspend on Dec. 1950. (highest 1o,200.
Average contribution 2,300 (lowest 520.
Utilization 144%
Well to do citizens do not like to pay contribution, but the low class of citizens and wives group like to have N.H.I.
Town finance amounting 10,000,000 yen for 1950 including supplementary finance, but NHI special a/c 4,548,000 yen for 1950.
Very hard to make collection of contribution.
Some citizens complaining against assessment of contribution.
Women group raised voice because of town having not notified suspension of N.H.I. This was not notified to Gun office nor to Pref insurance sect.

Sagazosen Co.: Arrearage H.I 1,390,000 W.p 700,000 since Dec.1949
Its branch factory " 167,000 89,000 since Mar.1950
Customers-fishing- have had dull market, then this company could not collect cash for their products, but draft. Consulting with source of finance and looking for new director board, this company made personnel reduction and has been trying to get new order from Marine Police Hqt., Tokyo.
Toyama Tsuun Co.: Arrearage H.I 556,371.50 W.P 290,840.-
Tateyama Heavy Industry Co.: Arrerage H.I 1,580,000 W.P 2,000,000
This company under liquidation and was sold to Doeki Sangyo Co at 76,000,000 yen, which will be paid on yearly installment for 6 years.
Then 2nd and 3rd year will pay for arrearage.
Toyama City N.H.I : Continue its operation since its beginning May 1, 1945
Since exclued the insured under other social insurance as health insuranc and mutual aid association from Toyama City N.H.I., finance has come better.
Monthly assessed contribution 1,500,000 yen
Benifits 2,000,000 yen (half Madoguchi)
Expect to transfer 5,000,000 yen from city fund to N.H.I.
Monthly average contribution 204.- per insured.
There are many complaints against assessment.

Toyama pref officials in charge of N.H.I like to know whether Social welfare secretary can handle N.H.I on Gun office or C.A.R can recommend pref to allocate staff in charge of N.H.I on Gun office.

DECLASSIFIED E.O. 12065 SECTION 3-402/NNDG NO. 775013

File under M.F.P.F.O. Toyama

昭和二十五年度九月分 SEPT. 1950

科目別郡市別診療報酬平均表

LISTS OF AVERAGE MEDICAL CARE COSTS BY DEPTs AND BY GUN OR CITY

富山県民生部
TOYAMA M.F.P.F.Office.

DECLASSIFIED E.O. 12065 SECTION 3-402/NNDG NO. 775013

MEDICAL CARE COSTS

	INSURED						DEPENDENTS					
	IN PATIENTS			OUT PATIENTS			IN PATIENTS			OUT PATIENTS		
	days p. case	points p.case	point p.day	days per case	points per case	points per 被 day	days per case	points per 診 case	points per 療 day	days per case	points per case	points per day

In or Out Pateints	入外別	被保険者						被扶養者					
		入院			外来			入院			外来		
By Gun	郡別	1件日	1件点	1日点	1件日	1件点	1日点	1件日	1件点	1日点	1件日	1件点	1日点
Toyama C.	富山	17.37	607.52	34.97	9.69	53.29	5.58	30.40	355.60	34.18	7.12	45.49	6.37
Takaoka	高岡	16.60	544.74	32.26	9.94	56.86	5.73	9.47	285.91	30.17	7.20	41.74	5.79
Shinminato	新湊	15.93	684.36	42.75	10.15	61.35	6.12	12.50	583.10	46.64	6.50	44.80	6.88
Kaminikawa	上新川	6.00	233.06	37.17	12.29	68.67	5.58	8.00	318.00	39.75	8.33	51.29	6.22
Nakanikawa	中新川	13.75	372.19	27.05	9.22	54.05	5.86	9.98	372.19	270.57	7.39	45.58	6.16
Simonikawa	下新川	9.32	513.69	29.31	9.32	52.33	5.61	12.73	404.78	31.67	6.65	41.09	6.17
Toyama	婦負	19.45	484.26	24.89	9.60	55.19	5.74	148.00	4845.8	32.70	7.39	41.36	5.89
Imidzu	射水	11.50	389.56	33.87	9.30	52.30	5.59	7.00	375.80	53.68	7.26	44.06	6.06
Himi	氷見	12.42	365.68	29.43	8.63	51.20	5.93	8.79	270.83	30.09	7.36	47.64	6.46
Higashi tonami	東礪波	13.51	613.23	45.37	11.21	60.56	5.39	14.33	494.59	34.56	8.55	43.83	5.12
Nishitonami	西礪波	16.55	366.76	22.15	10.44	47.55	4.54	10.36	287.28	27.73	7.98	38.95	4.87
Medical facilities designated	指定機	32.14	593.28	26.79	8.76	62.71	7.16	15.77	469.68	29.77	7.11	47.64	6.69
Average	平均	19.23	563.95	29.57	9.66	55.71	5.78	19.00	381.96	30.09	7.32	44.23	6.03

By Dept and Gun

		IN PATIENTS			OUT PATINETS			IN PATIENTS			OUT PATIENTS		
		Nos of Hosp.	Nos of cases	days per c/s	points per c/s	point per day	days per c/s	points per c/s	per day	Nos of Hosp	Nos of cases	days per c/s	points per c/s	points per day	days per c/s	points per c/s
科別		內 MEDICAL 科								小兒科 PEDIATRIC						
郡別		院数	件数	入院 一件日	入院 一件点	入院 一日点	外来 一件日	外来 一件点	外来 一日点	院数	件数	入院 一件日	入院 一件点	入院 一日点	外来 一件日	外来 一件点	外来 一日点
TOYAMA C	富山	44	3915	13.0	376.1	28.7	9.0	61.8	6.8	12	1166	9.6	402.4	32.0	7.7	57.5	7.3
TAKAOKA C	高岡	30	3667	13.0	327.2	25.2	8.5	57.6	6.7	4	537	12.6	349.2	19.4	7.1	42.1	5.8
SINMINATO	新湊	6	549				9.2	56.2	6.1	1	213				7.4	46.9	6.3
KAMINIKAWA	上新川	5	474	6.5	244.8	37.7	6.9	63.2	5.7	1	22				6.3	61.1	3.7
NAKANIKAWA	中新川	25	1773	11.6	432.8	19.9	8.4	50.1	5.9	2	228	4.8	96.3	20.0	8.4	57.7	6.8
SIMONIKAWA	下新川	43	2582	13.1	510.6	22.6	7.9	47.6	5.9	2	376				8.8	38.0	4.2
NEI	婦負	12	947	12.6	362.3	25.6	8.0	54.3	6.0	4	500				6.2	38.6	6.1
IMIDZU	射水	22	1214	6.5	99.8	13.5	8.1	41.6	5.7	1	65				8.6	41.4	4.7
HIMI	氷見	20	1130	17.3	357.6	24.7	8.1	52.4	6.3	3	119	2.6	84.4	31.6	6.9	55.0	8.8
HIGASHITONAMI	東砺波	38	2582	14.5	630.5	43.2	10.0	53.1	5.3	1	70				8.2	46.6	5.5
NISITONAMI	西砺波	28	1714	15.6	386.4	24.7	7.7	43.8	5.6	3	279	5.6	162.6	29.7	8.5	47.9	5.8
Average	縣平均	273	21553	14.2	410.8	28.8	8.9	53.2	6.0	34	3545	6.8	270.6	23.5	7.7	48.2	6.3

科別		外 SURGICAL 科								眼 OPTHAL 科							
郡別		院数	件数	入院 一件日	入院 一件点	入院 一日点	外来 一件日	外来 一件点	外来 一日点	院数	件数	入院 一件日	入院 一件点	入院 一日点	外来 一件日	外来 一件点	外来 一日点
TOYAMA C	富山	9	556	12.3	385.4	31.0	8.7	63.6	7.1	5	581	17.0	271.6	15.9	8.3	30.1	3.7
TAKAOKA C	高岡	3	278	10.0	328.5	32.7	8.7	55.2	6.1	3	461	20.0	273.7	13.6	8.7	25.7	2.8
SINMINATO	新湊	2	240	3.8	89.5	31.7	7.7	46.1	5.7	1	66				8.2	38.7	4.6
KAMINIKAWA	上新川																
NAKANIKAWA	中新川	5	636	13.3	341.1	25.6	8.5	46.8	4.8	3	136	20.4	150.6	11.8	8.3		

DECLASSIFIED E.O. 12065 SECTION 3-402/NNDG NO. 775013

TOYAMA C	富山	44	3.915	13.6	376.1	28.7	9.0	61.8	6.6	12	1.166	9.6	403.4	32.0	7.9	57.5	7.2	
TAKAOKA C	高岡	30	3.667	13.0	327.2	25.2	9.5	59.6	6.2	4	537	12.0	349.2	19.4	7.1	42.1	5.8	
SINMINATO	新湊	6	549				7.2	56.2	6.1	1	213				7.4	46.9	6.2	
KAMINIKAWA	上新川	5	474	6.5	244.8	32.9	10.9	63.1	5.9	1	22				16.3	61.1	3.7	
NAKANIKAWA	中新川	25	1773	21.6	432.8	19.9	8.4	50.1	5.9	2	228	4.8	96.3	21.0	8.4	57.7	6.8	
SIMONIKAWA	下新川	43	2582	23.1	510.6	22.6	7.9	47.0	5.9	2	276				8.8	38.6	4.2	
NEI	婦負	12	947	12.0	362.3	25.6	7.2	94.3	6.6	4	500				6.2	38.6	6.1	
IMIDZU	射水	22	1214	1.5	998	13.5	8.1	41.6	5.7	1	65				6.6	41.4	4.7	
HIMI	氷見	20	1130	17.3	357.6	24.7	8.1	52.4	6.3	3	119	2.6	84.4	31.6	6.2	55.6	8.8	
HIGASHITONAMI	東礪波	38	3.588	14.5	630.5	43.2	10.0	53.1	5.3	1	70				8.2	46.8	5.5	
NISITONAMI	西礪波	28	1714	15.6	386.4	24.7	7.7	43.8	5.6	3	279	5.0	162.6	32.7	8.5	49.7	5.8	
Average	縣平均	273	21.553	14.2	410.8	32.8	8.9	53.2	6.0	34	3.505	6.8	270.6	23.5	7.7	48.2	6.3	

科別	外 SURGICAL 科							眼 OPTHAL 科								
部別	院数	件数	入院			外来			院数	件数	入院			外来		
			一件日	一件円	一日円	一件日	一件円	一日円			一件日	一件円	一日円	一件日	一件円	一日円
TOYAMA C	富山	9	556	12.3	385.4	31.0	8.7	63.6	7.1	5	581	17.0	271.6	15.7	8.3	36.1	3.7	
TAKAOKA C	高岡	3	278	10.6	338.5	32.1	8.7	55.2	6.1	3	461	20.6	273.7	13.6	8.7	45.7	2.2	
SINMINATO	新湊	2	240	2.8	87.5	31.7	7.7	46.1	5.4	1	66				8.2	36.7	4.6	
KAMINIKAWA	上新川																	
NAKANIKAWA	中新川	5	630	13.3	341.1	25.6	8.5	42.8	4.8	3	126	30.0	505.0	16.8	8.2	32.2	3.8	
SIMONIKAWA	下新川	5	436	11.2	421.0	47.9	7.4	72.6	7.3	4	199				7.6	51.7	3.4	
NEI	婦負	2	161	2.0	351.3	43.7	2.8	44.3	4.1									
IMIDZU	射水	3	183	6.6	311.5	49.1	7.1	38.4	4.9									
HIMI	氷見	2	43	14.3	379.4	27.1	9.1	53.2	8.0	2	302				7.6	39.5	4.5	
HIGASHITONAMI	東礪波	5	501	13.9	513.5	36.9	8.7	46.3	5.3									
NISITONAMI	西礪波	3	175	7.5	284.2	37.6	8.6	52.5	6.0	3	226	16.5	303.6	18.3	9.1	71.7	3.6	
AVERAGE	縣平均	39	3205	13.1	376.8	27.4	8.4	51.3	6.1	21	1.961	18.1	313.2	17.2	7.8	35.6	3.6	

科別	皮 ULOROGY 膚 科								産 MATURNITY 婦人科							
部別	院数	件数	入院			外来			院数	件数	入院			外来		
			一件日	一件円	一日円	一件日	一件円	一日円			一件日	一件円	一日円	一件日	一件円	一日円
TOYAMAC	富山	5	401	8.0	467.1	58.6	6.54	53.2	5.5	11	858	2.5	262.5	32.7	7.76	31.1	4.1	
TAKAOKA C	高岡	4	448	3.0	176.1	52.7	10.6	37.2	3.5	5	425	2.5	130.6	52.1	6.4	40.0	6.1	
SINMINATO	新湊									1	25	16.0	586.6	31.6	5.3	55.7	10.4	
KAMINIKAWA	上新川									1	33				7.7	36.1	4.9	
NAKANIKAWA	中新川	1	180	5.0	214.6	42.9	9.1	53.2	5.6	2	274	6.3	163.2	25.7	8.0	43.9	5.4	

DECLASSIFIED E.O. 12065 SECTION 3-402/NNDG NO. 775013

外科 SURGICAL

部別	院数	件数	入院 一件日	入院 一件円	入院 一日円	外来 一件日	外来 一件円	外来 一日円
TOYAMA C 富山	9	556	18.3	3854	210	2.7	63.6	7.1
TAKAOKA C 高岡	3	278	10.0	3285	32.7	2.7	55.2	6.1
SINMINATO 新湊	2	240	3.8	895	31.9	7.7	46.1	5.4
KAMINIKAWA 上新川								
NAKANIKAWA 中新川	5	630	13.3	3411	25.6	8.5	46.8	4.8
SIMONIKAWA 下新川	5	436	11.2	4210	47.9	7.4	72.6	7.3
NEI 婦負	2	161	8.0	3513	43.7	2.8	44.3	4.7
IMIDZU 射水	3	183	6.6	3115	49.1	4.7	38.4	4.9
HIMI 氷見	2	43	14.3	3794	27.2	9.1	53.2	8.1
HIGASHITONAMI 東砺波	5	501	13.9	5135	36.9	8.7	46.3	5.3
NISITONAMI 西砺波	3	175	7.5	2842	37.6	8.6	52.5	6.0
AVERAGE 県平均	39	3205	13.7	3768	27.4	8.4	51.3	6.1

眼科 OPTHAL

部別	院数	件数	入院 一件日	入院 一件円	入院 一日円	外来 一件日	外来 一件円	外来 一日円
TOYAMA C 富山	5	521	17.0	2716	15.9	8.3	36.1	3.7
TAKAOKA C 高岡	3	461	20.6	2737	13.1	2.9	25.7	2.2
SINMINATO 新湊	1	66				8.2	30.7	4.6
KAMINIKAWA 上新川								
NAKANIKAWA 中新川	3	126	30.0	5050	16.8	8.2	32.1	3.8
SIMONIKAWA 下新川	4	199				9.0	52.7	3.4
NEI 婦負								
IMIDZU 射水								
HIMI 氷見								
HIGASHITONAMI 東砺波						7.6	39.5	4.5
NISITONAMI 西砺波	2	302						
AVERAGE 県平均	21	1761	18.1	3133	17.2	7.8	35.6	3.6

皮膚科 ULOROGY

部別	院数	件数	入院 一件日	入院 一件円	入院 一日円	外来 一件日	外来 一件円	外来 一日円
TOYAMAC 富山	5	401	8.0	469.1	58.6	8.54	53.3	5.5
TAKAOKA C 高岡	4	448	3.0	196.1	58.7	10.6	37.2	3.5
SINMINATO 新湊								
KAMINIKAWA 上新川								
NAKANIKAWA 中新川	1	180	5.0	214.6	42.9	9.1	53.3	5.8
SIMONIKAWA 下新川								
NEI 婦負								
IMIDZU 射水								
HIMI 氷見								
HIGASHITONAMI 東砺波								
NISITONAMI 西砺波	2	151				7.5	30.7	4.0
AVERAGE 県平均	12	1180	5.2	268.6	51.1	7.6	44.3	4.5

産婦人科 MATURNITY

部別	院数	件数	入院 一件日	入院 一件円	入院 一日円	外来 一件日	外来 一件円	外来 一日円
TOYAMA C 富山	11	859	8.5	2625	32.7	7.6	34.1	4.1
TAKAOKA C 高岡	5	425	2.5	130.6	52.1	6.4	40.0	6.1
SINMINATO 新湊	1	85	16.0	5866	36.6	5.3	55.7	10.4
KAMINIKAWA 上新川	1	33				7.7	32.1	4.2
NAKANIKAWA 中新川	2	274	6.3	1632	25.7	8.0	43.9	5.4
SIMONIKAWA 下新川	4	96	8.7	3560	40.8	8.6	62.0	7.2
NEI 婦負	1	122	6.2	2832	45.3	6.8	72.1	10.4
IMIDZU 射水	2	143	12.1	5345	44.2	2.4	59.2	7.0
HIMI 氷見	3	268	6.8	1983	27.1	9.6	54.1	5.9
HIGASHITONAMI 東砺波	2	15	5.0	241.0	42.0	4.7	46.5	7.6
NISITONAMI 西砺波	2	111	14.0	311.0	21.4	9.8	42.0	4.4
AVERAGE 県平均	34	2391	5.7	217.5	36.3	7.7	42.0	5.5

DECLASSIFIED E.O. 12065 SECTION 3-402/NNDG NO. 775013

By Gun and Dept.

科別	EAR AND NOSE 耳鼻咽喉科								CLINIC 診療所							
郡別	院数	件数	入院 一件日	入院 一件員	入院 一日員	外来 一件日	外来 一件員	外来 一日員	院数	件数	入院 一件日	入院 一件員	入院 一日員	一件日	一件員	一件日
TOYAMA 富山	7	648	11.1	402.3	37.8	8.9	41.1	4.6	12	2528				7.9	34.7	4.3
TAKAOKA 高岡	5	492	12.5	498.4	41.5	7.4	27.3	3.8	5	944				7.9	48.6	6.0
SINMINATO 新湊									1	44				9.0	28.7	3.1
KAMINIKAWA 上新川									2	31				5.7	35.0	6.1
NAKANIKAWA 中新川									6	452				7.4	58.6	7.8
SIMONIKAWA 下新川	2	247	7.0	425.5	60.7	18.9	42.9	2.2	6	186				5.6	33.4	5.9
NEI 婦負	1	75				7.3	30.7	4.1	7	790	6.2	306.9	48.8	8.6	62.2	7.1
IMIDZU 射水									4	259	19.5	500.7	25.6	8.2	48.2	5.8
HIMI 氷見	1	25				9.0	75.2	8.3								
HIGASHITONAMI 東砺波									10	537	6.5	207.5	31.9	7.4	51.6	6.9
NISITONAMI 西砺波	1	88	3.0	293.3	97.7	8.1	34.5	4.2	5	89				7.7	52.8	6.8
AVERAGE 総平均	17	1575	11.1	453.6	40.7	9.9	37.1	3.7	58	5860	7.5	315.5	42.2	7.9	44.8	5.6

科別	MENTAL 精神科							ALL DEPARTMENTS 全科								
郡別	院数	件数	入院 一件日	入院 一件員	入院 一日員	外来 一件日	外来 一件員	外来 一日員	院数	件数	入院 一件日	入院 一件員	入院 一日員	外来 一件日	外来 一件員	外来 一日員
TOYAMA 富山	1	124	23.6	415.7	17.5	13.0	17.2	5.9	3	206				9.2	56.1	6.1
TAKAOKA 高岡	1	14	29.1	689.1	23.6	23.8	70.5	2.9	2	240	16.3	505.0	30.9	8.8	60.0	6.7
SINMINATO 新湊									2	43				8.2	45.2	5.4
KAMINIKAWA 上新川									4	276				7.8	53.3	6.8
NAKANIKAWA 中新川									8	610	8.1	245.0	30.0	8.3	47.9	5.7
SIMONIKAWA 下新川									4	76				6.5	37.2	5.7

DECLASSIFIED E.O. 12065 SECTION 3-402/NNDG NO. 775013

郡別	院数	件数	入院 一件日	入院 一件点	入院 一日点	外来 一件日	外来 一件点	外来 一日点	院数	件数	入院 一件日	入院 一件点	入院 一日点	外来 一件日	外来 一件点	外来 一日点
高岡	5	412	12.5	478.4	41.5	7.4	27.3	3.8	5	944				7.9	48.6	6.0
SINMINATO 新湊									1	44				9.0	28.7	3.1
KAMINIKAWA 上新川									2	31				5.7	35.0	6.1
NAKANIKAWA 中新川									6	452				7.4	58.6	7.8
SIMONIKAWA 下新川	2	247	7.0	425.5	60.7	18.9	42.9	2.2	6	186				5.6	33.4	5.9
NEI 婦負	1	75				7.3	30.7	4.1	7	790	6.2	306.9	48.8	8.6	62.2	7.1
IMIDZU 射水									4	259	19.5	500.7	25.6	8.2	48.2	5.8
HIMI 氷見	1	25				9.0	75.2	8.3								
HIGASHITONAMI 東砺波									10	537	6.5	207.5	31.9	7.4	51.6	6.9
NISITONAMI 西砺波	1	88	3.0	293.3	97.7	8.1	34.5	4.2	5	89				7.7	52.8	6.8
AVERAGE 県平均	17	1575	11.1	453.6	40.7	9.9	37.1	3.7	58	5,860	7.5	315.5	42.2	7.9	44.8	5.6

科別	精神科 MENTAL								全科 ALL DEPARTMENTS							
郡別	院数	件数	入院 一件日	入院 一件点	入院 一日点	外来 一件日	外来 一件点	外来 一日点	院数	件数	入院 一件日	入院 一件点	入院 一日点	外来 一件日	外来 一件点	外来 一日点
TOYAMA 富山	1	124	23.6	415.7	17.5	13.0	77.2	5.9	3	206				9.2	56.1	6.1
TAKAOKA 高岡	1	14	29.1	689.1	23.6	23.8	70.5	2.9	2	240	16.3	505.0	30.9	8.8	60.0	6.7
SINMINATO 新湊									2	43				8.2	45.2	5.4
KAMINIKAWA 上新川									4	276				7.8	53.8	6.8
NAKANIKAWA 中新川									8	610	8.1	245.0	30.0	8.3	47.9	5.7
SIMONIKAWA 下新川									4	76				6.5	37.2	5.7
NEI 婦負	1	38	2.4	588.1	23.9				7	854	10.6	352.3	33.0	8.7	48.4	5.5
IMIDZU 射水									1	47				9.7	96.3	9.8
HIMI 氷見									4	264	7.5	225.5	30.0	6.8	47	7.0
HIGASHITONAMI 東砺波									4	375	5.5	150.5	27.3	10.6	52.3	4.9
NISITONAMI 西砺波									9	440	10.8	268.8	24.7	9.0	42.0	4.6
AVERAGE 県平均	3	176	25.0	577.5	23.1	13.7	76.8	5.5	48	3431	9.9	297.0	29.8	8.7	50.0	5.7

科別	病院 HOSPITALS								平均 AVERAGE							
郡別	院数	件数	入院 一件日	入院 一件点	入院 一日点	外来 一件日	外来 一件点	外来 一日点	院数	件数	入院 一件日	入院 一件点	入院 一日点	外来 一件日	外来 一件点	外来 一日点
TOYAMA 富山	8	4,374	13.7	706.5	51.4	7.9	50.8	6.4	117	15,358	13.2	571.4	42.9	8.4	49.9	5.9
TAKAOKA 高岡	4	1,672	16.8	517.7	40.7	9.5	45.2	4.7	66	9,178	12.2	382.9	31.2	9.0	[illegible]	5.4
SINMINATO 新湊	2	485	7.1	197.7	27.6	8.4	67.5	7.9	16	1,715	6.9	209.5	40.1	8.3	55.1	5.5
KAMINIKAWA 上新川									13	836	6.5	246.8	37.9	9.7	58.0	5.9
NAKANIKAWA 中新川	1	414	11.4	385.2	33.5	7.2	55.2	7.6	53	4,687	10.6	285.4	26.8	8.2	50.5	6.1
SIMONIKAWA 下新川	4	975	16.0	567.5	35.2	7.4	55.1	7.4	74	5,095	15.9	534.5	33.4	8.3	47.3	5.6
婦負	[illegible]	[illegible]	[illegible]	[illegible]	[illegible]	[illegible]	[illegible]	[illegible]	37	[illegible]	[illegible]	487.6	48.7	8.0	50.6	[illegible]

DECLASSIFIED E.O. 12065 SECTION 3-402/NNDG NO. 775013

郡別	数	数	一件日	一件哀	一日哀	一件日	一件哀	一日哀	数	数	一件日	一件哀	一日哀	一件日	一件哀	一日哀
TOYAMA 富山	1	124	23.6	415.7	17.5	13.0	77.2	5.9	3	206				9.2	56.1	6.1
TAKAOKA 高岡	1	14	29.1	689.1	23.6	23.8	70.5	2.9	2	240	16.3	505.0	30.9	8.8	60.0	6.7
SINMINATO 新湊									2	43				8.2	45.2	5.4
KAMINIIKAWA 上新川									4	276				7.8	53.8	6.8
NAKANIIKAWA 中新川									8	610	8.1	245.0	30.0	8.3	47.9	5.7
SIMONIIKAWA 下新川									4	76				6.5	37.2	5.7
NEI 婦負	1	38	2.4	588.1	23.9				7	854	10.6	352.3	33.0	8.7	48.4	5.5
IMIDZU 射水									1	47				9.7	96.3	9.8
HIMI 氷見									4	264	7.5	225.5	30.6	6.8	47	7.0
HIGASHIIBURIAMI 東砺波									4	375	5.5	150.5	27.3	10.6	52.3	4.9
NISITOGAWA 西砺波									9	440	10.8	268.8	24.7	9.0	42.0	4.6
AVERAGE 県平均	3	176	25.0	577.5	23.1	13.7	76.8	5.5	48	3431	9.9	297.0	29.8	8.7	50.0	5.7

病院 HOSPITALS

郡別	院数	件数	入院 一件日	入院 一件哀	入院 一日哀	外来 一件日	外来 一件哀	外来 一日哀
TOYAMA 富山	8	4.374	13.7	706.5	51.4	7.9	50.8	6.4
TAKAOKA 高岡	4	1.672	16.8	517.7	40.7	9.5	45.2	4.7
SINMINATO 新湊	2	485	7.1	197.7	27.6	8.4	67.5	7.9
KAMINIIKAWA 上新川								
NAKANIIKAWA 中新川	1	414	11.4	385.2	33.5	7.2	55.2	7.6
SIMONIIKAWA 下新川	4	975	16.0	567.5	35.2	7.4	55.1	7.4
NEI 婦負	2	209	27.6	528.7	19.9	5.5	50.3	9.0
IMIDZU 射水								
HIMI 氷見	1	147	10.8	416.6	38.3	7.5	73.7	9.7
HIGASHIIBURIAMI 東砺波	4	1.041	22.5	515.4	22.8	7.7	50.6	6.3
NISITOGAWA 西砺波								
AVERAGE 県平均	26	9.317	17.5	587.2	33.4	8.1	51.7	6.3

平均 AVERAGE

院数	件数	入院 一件日	入院 一件哀	入院 一日哀	外来 一件日	外来 一件哀	外来 一日哀
117	15.358	13.2	57.14	42.9	8.4	49.9	5.9
66	9.178	12.2	382.9	31.2	9.0	49.5	5.4
16	1.715	6.9	209.5	30.1	8.3	55.1	6.5
13	836	6.5	246.8	37.9	9.7	58.0	5.9
53	4.687	10.6	285.4	26.8	8.2	50.5	6.1
74	5.095	15.9	534.5	33.4	8.3	47.3	5.6
37	3.676	21.6	487.6	48.7	8.0	50.6	6.2
33	1.931	9.0	381.2	42.3	8.2	47.9	5.8
36	2.238	9.3	305.3	32.7	7.9	38.6	3.6
64	6.127	21.0	602.0	24.6	9.3	51.9	5.5
56	3273	13.4	321.9	23.9	9.0	46.1	5.1
565	64.134	15.0	481.2	32.1	8.6	50.0	5.8

DECLASSIFIED E.O. 12065 SECTION 3-402/NNDG NO. 775013

DECLASSIFIED E.O. 12065 SECTION 3-402/NNDG NO. 775013

DENTAL CARE COSTS
歯科診療

保険別 / 郡別	INSURED 被保険者 days per c/s 1件日	points per c/s 1件点	points per day 1日点	DEPENDENTS 被扶養者 days per case 1件日	points per case 1件点	points per day 1日点
Toyama 富山	4.90	72.69	14.80	4.59	63.52	13.81
Takaoka 高岡	5.77	81.97	14.19	5.06	66.36	13.09
Sinminato 新湊	5.07	74.13	14.60	4.83	61.91	12.81
Kamiichi 上市	4.29	73.14	17.02	4.58	91.05	19.86
Nakaniikawa 中新川	4.80	73.50	15.30	4.33	96.06	22.17
Sinminato-gun 新湊郡	4.60	57.02	12.37	3.64	63.15	17.30
Nei 婦負	4.48	71.18	15.85	3.75	66.16	17.60
Imidzu 射水	3.83	67.11	17.48	4.48	59.68	13.31
Himi 氷見	5.90	77.75	13.17	4.52	61.89	13.67
Higasi-Tonami 東礪波	7.23	78.09	10.78	4.71	81.23	17.22
Nisi-Tonami 西礪波	5.06	58.60	11.57	4.20	61.33	14.58
Medical facilities designated 指定医療機関	4.22	48.80	11.56	5.35	57.72	10.78
Average 平均	5.18	72.18	13.92	4.47	68.91	15.38

DENTAL CARE

科別	都別		TOYAMA C 富山	TAKAOKA C 高岡	SINMINATO,C 新湊	KAMINIKAWA 上新川	NAKANIKAWA 中新川	SIMONIKAWA 下新川	NEI 婦負	IMIDZU 射水	HIMI 氷見	HIGASHITONAMI 東礪波	NISITONAMI 西礪波	AVERAGE 縣平均
Nos of dentists	院数		52	29	7	5	17	23	14	5	6	19	17	194
Nos of cases	件数		1.605	785	179	117	413	446	367	122	167	400	336	4937
days per c/s	歯科 入院	一件日												
points per c/s		一件點												
points per day		一日點												
days per c/s	外来	一件日	4.8	5.5	4.9	4.4	4.6	4.2	4.1	4.1	5.4	6.1	4.8	4.93
points per c/s		一件點	69.4	76.3	70.1	81.2	81.5	59.0	66.0	63.8	72.5	76.8	59.4	70.5
points per day		一日點	14.3	13.8	14.0	18.3	17.5	13.7	15.8	15.4	13.3	12.4	12.3	14.2

OUT PATIENTS IN PATIENTS

DECLASSIFIED E.O. 12065 SECTION 3-402/NNDG NO. 775013

DECLASSIFIED E.O. 12065 SECTION 3-402/NNDG NO. 775013

一般診療各年度件数比較表

Comparision between Numbers of cases of medical cares 1948 1949 1950

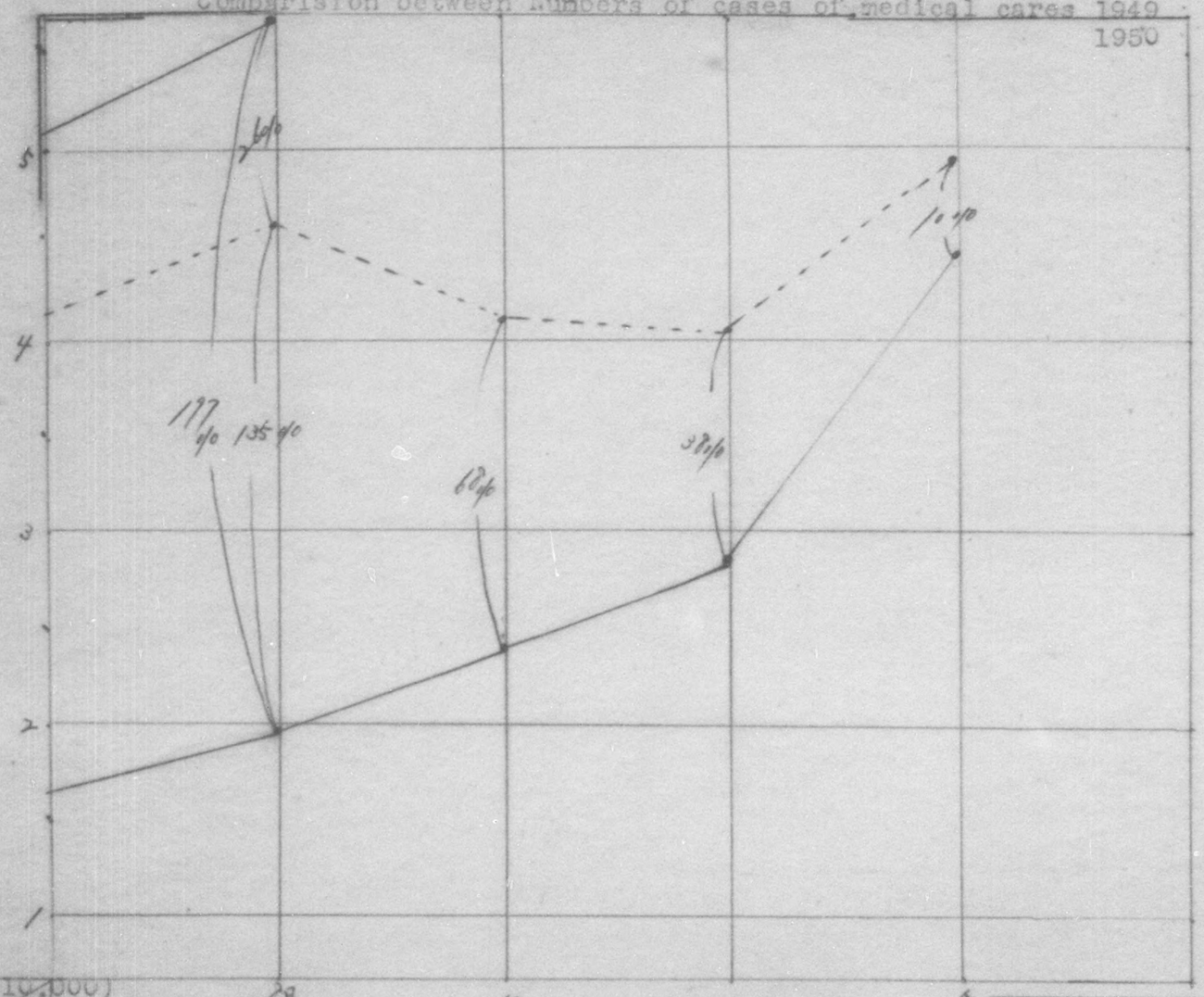

cases (万例 10,000)

By month

歯科診療各年度件数比較表

Comparision between number of cases of dental care 1948, 1949 & 1950



DECLASSIFIED E.O. 12065 SECTION 3-402/NNDG NO. 775013

cases (Unit 10,000)
(万例)
By month

8月 11月 2月 5月

23年度 1948
24年度 -- 1949 - - -
25年度 • 1950

歯科診療器年度 件数 比較表

Comparision between number of cases of dental care 1948, 1949 & 1950

6
5
4
3
2

32%
53%
90%
53%
34%
77%

cases (unit 1,000)
(千例)
Month

8月 11月 2月 5月

23年度 1948
24年度 --- 1949 ---
25年度 • 1950

DECLASSIFIED E.O. 12065 SECTION 3-402/NNDG NO. 775013

一般診療 ㄍㄧ年度 診療報酬金額比較表

Comparision between medical care costs
1948, 1949, 1950

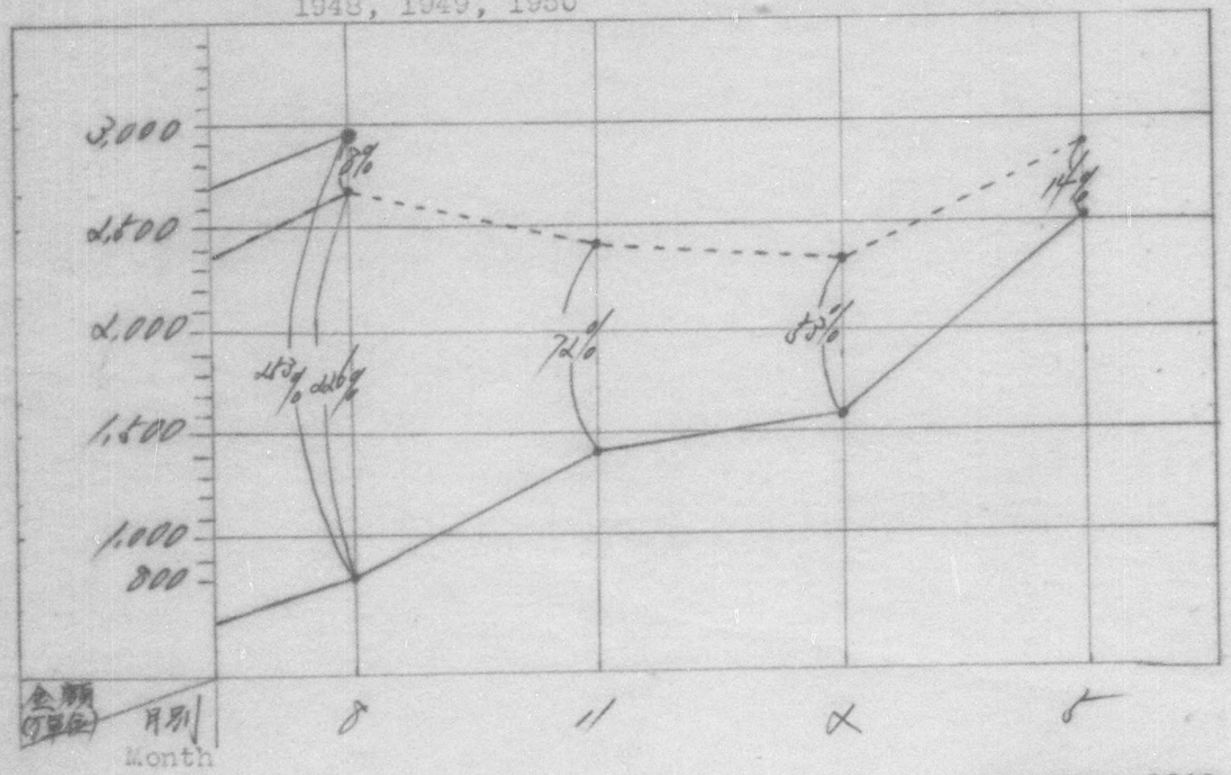

ㄍ3 年度 1948
ㄍㄐ 年度 1949
ㄍ5 年度 1950

齒科診療 ㄍㄧ年度 診療報酬金額比較表

Comparision between dental care costs 1948, 1949 & 1950

DECLASSIFIED E.O. 12065 SECTION 3-402/NNDG NO. 775013

Amount
(unit 10,000)

金額(万単位) 月別 Month

8 11 4 5

23年度 1948
24年度 1949
25年度 1950

歯科診療 24年度 診療報酬 金額比較表

Comparision between dental care costs 1948, 1949 & 1950

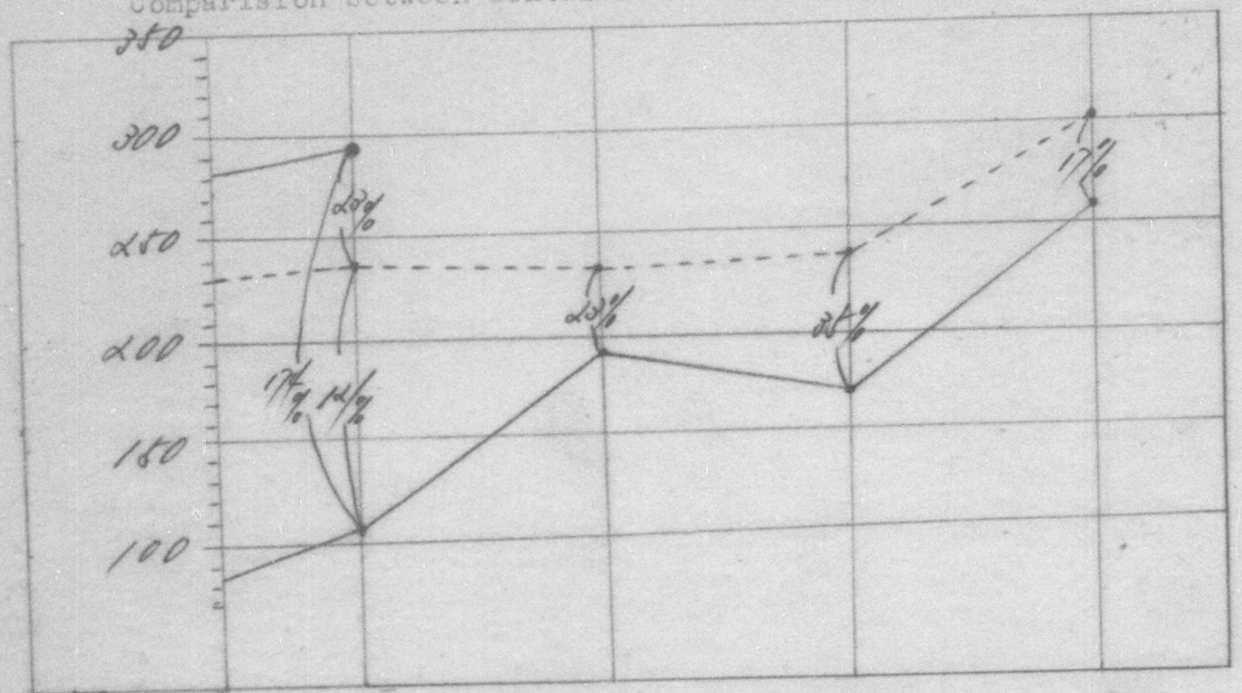

Amount
(Unit 10,000)

金額(万単位) 月別 Month

8 11 4 5

23 年度 1948
24 年度 1949
25 年度 1950

DECLASSIFIED E.O. 12065 SECTION 3-402/NNDG NO. 775013

一般診療(入院外)昭和 年度一件当点数比較表

Comparision betwwan medical care costs (Out patients) per case
1948, 1949 and 1950

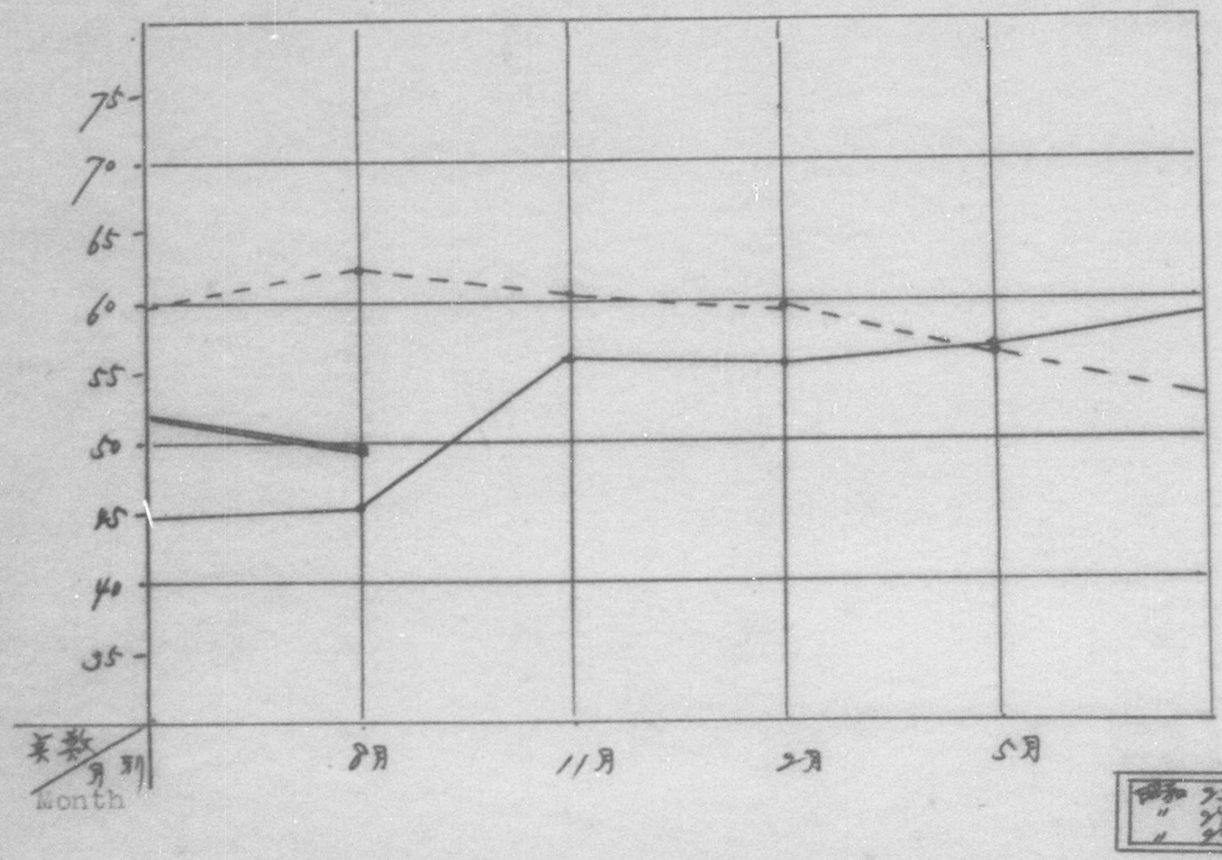

歯科診療(入院外)昭和 年度一件当点数比較表

Comparision between dental care costs (out patients) per case
1948, 1949 and 1950

DECLASSIFIED E.O. 12065 SECTION 3-402/NNDG NO. 775013



歯科診療(入院外)昭和二十五年度一件当点数比較表

Comparision between dental care costs (out patients) per case
1948, 1949 and 1950

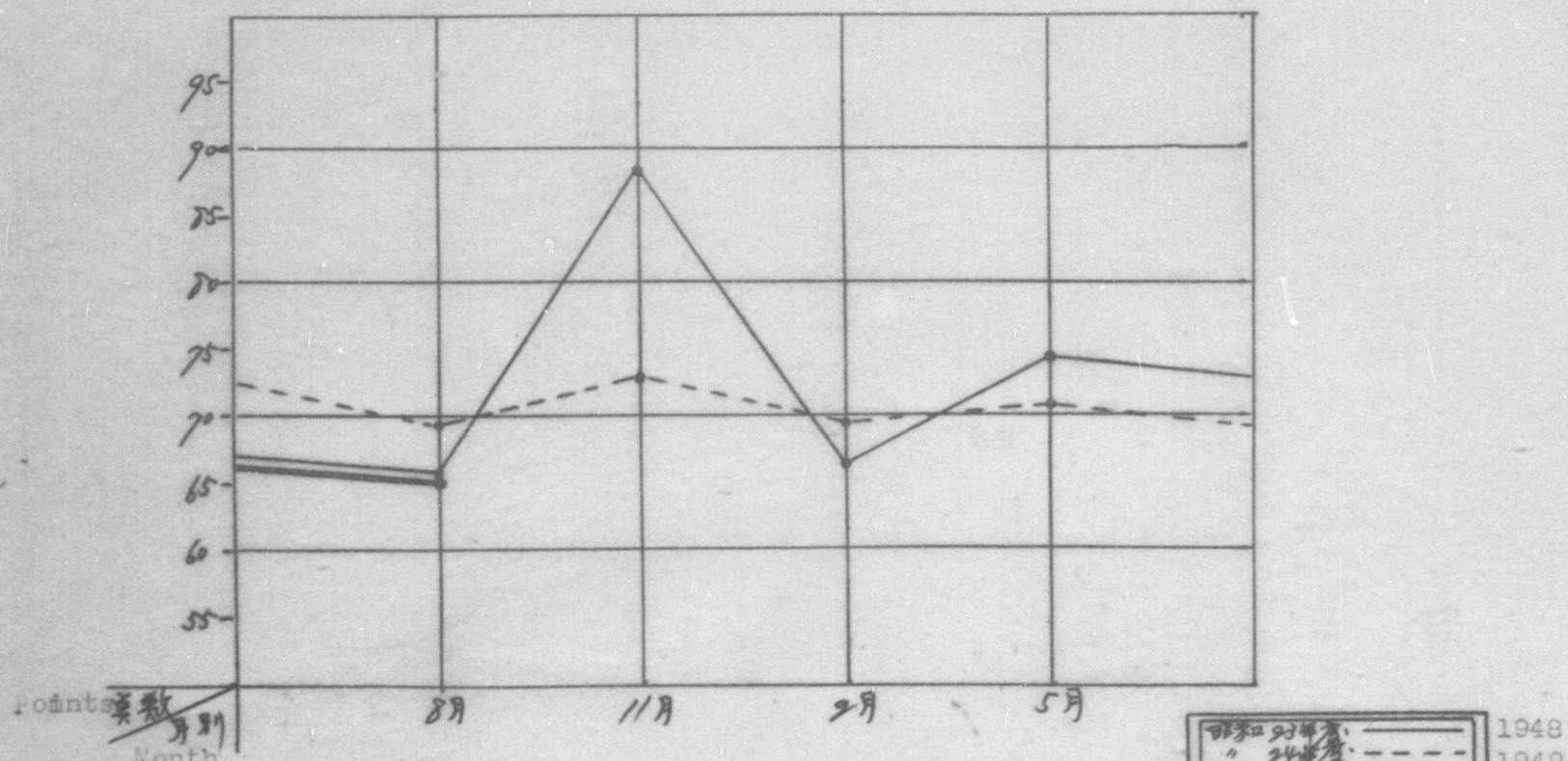

DECLASSIFIED E.O. 12065 SECTION 3-402/NNDG NO. 775013

Rate of examination for medical care costs
1950

昭和25年度診療報酬決定率一覧表

Medical care

一般診療

区分 / 月別 Month	被保険者 Insured: 保険医 Ins. Drs	被保険者 Insured: 指定医 Designated Med. Fac.	被扶養者 Dependents: 保険医 Ins. Drs	被扶養者 Dependents: 指定医 Designated med. Fac.
3月	0.997	0.981	0.998	0.995
4月	0.997	0.999	0.999	0.999
5月	0.997	0.998	0.999	0.996
6月	0.998	0.998	0.998	0.997
7月	0.995	0.994	0.995	0.997
8月	0.995	0.997	0.997	0.997
9月	0.997	0.998	0.996	0.998
10月	0.998	0.998	0.998	0.998

Dental Care

歯科

区分	被保険者 Insured	被扶養者 Dependents

9 月	0.997	0.998	0.996	0.998
10月	0.998	0.998	0.998	0.998

Dental Care

歯科診療

区分 / 月別 Month	被保険者 Insured		被扶養者 Dependents	
	保険医 Ins. Drs	指定医 Designated Med. Fac.	保険医 Ins Drs	指定医 Designated Med. Fac.
3 月	0.998	0.998	0.998	0.995
4 月	0.997	1.000	0.999	1.000
5 月	0.998	1.000	0.998	1.000
6 月	0.996	1.000	0.992	1.000
7 月	0.995	0.999	0.994	1.000
8 月	0.994	0.998	0.996	0.999
9 月	0.995	0.999	0.997	0.999
10 月	0.994	0.982	0.996	0.980

DECLASSIFIED E.O. 12065 SECTION 3-402/NNDG NO. 775013

Situation of how to collect medical care remuneration

診療報酬收納狀況調書

Standing on Nov.31,1950

Enclo.1
別表第一

昭和二十五年十一月三十日現在

	月次 Month	Claimed 請求額	Collected 收納額	Uncollected 收納未済額	Rate of collection 收納率	Remarks 摘要
Gov't managed H.I 政府健保	3	20,334 ¥30.55	20.334.000 00		530 55 100	
	4	16.850.47130	16.850.000 00	⊕	47130 100	
	5	18.524.29975	18.526.000 00	⊕	1.100 ¥ 100	
	6	18.515.74430	18.516.000 00	⊕	25570 100	
	7	19.113.39560	19.113.000 00		39560 100	
	8	18.823.21420	18.824.000 00	⊕	17520 100	
	9	17.656.04230	5.000.000 00	12.656.04230	28.3	
	計	129.278.09280	117.233.000 00	12.655.09280	90.2	
Seamen's Ins. 船員保険	3	318.714 90	317.000 00	⊕ 2¥10	100	
	4	370.155 35	371.000 00	⊕ 2446	100	
	5	402.773 70	402.000 00	773 70	100	
	6	463.107 25	463.000 00	107 25 ¥	100	
	7	476.021 40	476.000 00	21 40	100	
	8	439.604 ¥		0 439.604 ¥	0	
	9	415.¥09 ¥		0 415.¥09 ¥	0	
	計	2.292.086 30	2.037.000 00	255.086 30	88.9	
Mutual Aid Ass'n 共済組合	3	4.272.772 00	4.002.922 50	270.049 50	93.4	
	4	4.911.320 00	4.243.450 50	667.869 50	90.	
	5	4.216.721 00	3.720.¥43 50	496.477 50	88.2	
	6	¥.276.903 50	4.476.¥96 00	200.207 50	95.8	
	7	¥.699.036 50	4.410.248 50	1.288.788 00	77.5	
	8	¥.987.922 50	3.631.941 00	3.356.981 50	45.4	
	9	¥.179.682 50	¥60.465 50	4.619.217 00	11.5	
	計	36.277.993 00	25.125.977 50	11.111.215 50	69.3	
		168.¥48.¥70	131.¥30.¥44	36.317.626	78.4	

DECLASSIFIED E.O. 12065 SECTION 3-402/NNDG NO. 775013

DECLASSIFIED E.O. 12065 SECTION 3-402/NNDG NO. 775013

	6	483.167.35	463.000.00		4.725.100	
	7	476.021.40	476.000.00		21.40.100	
県保険	8	439.604.15		0	439.604.15	0
	9	415.509.55		0	415.509.55	0
	計	2.292.086.30	2.037.100.00		255.176.30	70.4
	3	4.272.772.00	4.602.750.50		370.022.50	93.4
	4	4.741.320.00	4.243.423.50		497.896.50	90.
	5	4.266.721.00	3.770.543.50		496.177.50	88.7
	6	5.276.703.50	4.476.596.00		800.107.50	84.8
	7	5.599.636.50	4.400.336.50		1.199.300.00	78.5
	8	5.727.722.50	2.631.944.00		3.157.201.50	45.9
	9	5.177.672.50	560.466.50		4.617.206.00	10.5
	計	36.297.693.00	25.125.773.50		11.171.919.50	69.3
	3	6.770.272.00	6.740.504.50		30.367.50	99.6
	4	6.576.257.50	6.570.173.00		5.684.50	99.9
	5	7.255.479.00	7.247.333.00		96.600.00	99.0
Society managed H.I	6	7.091.415.00	7.067.361.50		22.053.50	99.7
	7	7.076.196.50	7.068.230.50		67.965.00	99.1
	8	7.944.337.00	7.871.731.50		72.605.50	99.1
	9	7.502.272.00	6.199.250.00		1.303.022.00	82.6
	計	52.517.496.00	50.599.160.00		1.932.336.00	96.3
	3	33.277.273.45	31.876.281.00		400.992.45	95.7
	4	27.169.264.45	27.134.615.50		34.648.95	99.8
	5	31.616.643.45	31.043.822.50		572.820.95	98.1
合	6	32.347.169.05	31.464.755.50		882.413.55	97.3
	7	33.265.263.00	31.897.499.00		1.367.764.00	95.8
	8	32.797.420.45	29.429.673.50		3.367.746.95	89.7
	9	30.954.263.45	11.960.216.50		18.993.946.95	38.2
Total	計					
Gross	総合計	221.685.674.10	195.025.103.50		26.560.570.60	88.0

Mutual Aid Ass'n

共済組合

健保組合

合計

DECLASSIFIED E.O. 12065 SECTION 3-402/NNDG NO. 77-5013

別表第一の2 Enclo.1-2

How to collect Itakukin　　Standing on Nov.30, 1950

委託金収納状況調書　　25. 11. 30現在

管掌別 / 区分	請求額 Claimed	収納額 Collected	未収納額 Uncollected	収納率 Rate of collection	摘要 Remarks
Mutual aid Society managed H.I 共済組合	5.16496000	2.25496000	2.91000000	44%	
健保組合	8.10842900	6.79794375	1.31048525	84%	
Total 合計	13.27338900	9.05290375	4.22048525	68%	

富山縣社會保險診療報酬支拂基金事務所

別表第二 Enclo. No.2

診療報酬支拂狀況調書　　Standing Nov.30,1950

How to make payment for medical remuneration　　25. 11. 30

診療月別 Month	区分	支拂決定額 Approved amount	支拂濟額 Paid	未支拂額 Unpaid	支拂率 Rate of payment	支拂 始月日 Start	支拂 終了月日 Complete	摘要 Remark
3		28870107.70	28870107.70	0	%			

Total	合　計	13.273.38900	9.052.90375	4.220.485.25	68%

富山縣社會保險診療報酬支拂基金事務所

別表第二 Enclo. No.2

Standing Nov.30,1950

25. 11. 30

診療報酬支拂狀況調書

How to make payment for medical remuneration

區分 / 診療月別 Month	支拂決定額 Approved amount	支拂濟額 Paid	未支拂額 Unpaid	支拂率 Rate of payment %	支拂 開始月日 Start	支拂 終了月日 Complete	摘要 Remark
3	28870107.70	28870107.70	0	100%	5. 18	6. 6	
4	28561567.65	28561567.65	0	100%	6. 21	6. 29	
5	31629702.25	31629702.25	0	100%	7. 6	8. 10	
6	32375335.55	32375335.55	0	100%	8. 14	9. 6	
7	33274846.50	33274846.50	0	100%	9. 11	10. 18	
8	32732714.35	32732714.35	0	100%	10. 20	11. 15	
9	30726982.35	11634579.80	19.092.402.55	62%	11. 15		
0	30079.147.85		30079.147.00				
計	248250404.20	199078853.80	49.171.550.40				
備考	12月8日現9月分支拂率 87%						

Total

Rate of payment for Sept. bills 87%
on Dec. 8, 1950

DECLASSIFIED E.O. 12065 SECTION 3-402/NNDG NO. 775013

脳和従年度一般診療管掌別取扱状況表

Comparision between cases and amounts of medical cares handled by M.F.F.F office, by management for 1949 and 1950

脳和25年9月30日調

月度	年度	政府 Govt managed 件数 cases	政府 報酬 remuneration	船員 Seamen's 件数	船員 報酬 remuneration	共済 Mutual Aid A. 件数 c/s	共済 報酬 remuneration	組合 Society managed 件数 c/s	組合 報酬 remuneration	合計 Total 件数	合計 報酬 remuneration
	24	30,021	10,720,425.23	460	271,268.65	4,736	2,554,170.90	9,760	5,076,134.75	34,977	18,568,718.53
3月	25	33,668	18,540,672.05	472	286,454.90	7,646	4,252,480.00	9,946	6,019,250.50	51,732	29,198,857.45
	24	33,173	11,795,055.30	616	387,163.60	5,933	3,068,588.25	10,217	5,223,669.05	39,939	20,474,476.30
4月	25	27,745	15,345,843.80	511	236,165.25	7,470	4,223,460.00	10,138	5,825,686.00	45,864	25,761,163.15
	24	25,750	14,723,823.97	778	555,876.95	6,572	3,654,486.45	11,103	6,044,046.95	44,203	25,022,234.32
5月	25	29,075	16,912,738.95	582	362,325.80	7,867	4,325,981.00	11,208	6,241,445.00	48,732	28,242,490.75
	24	23,499	13,572,645.10	704	498,756.20	6,404	3,569,806.00	10,169	6,037,001.95	40,776	23,677,990.25
6月	25	29,735	16,831,307.30	601	410,642.25	8,131	4,606,591.00	11,329	7,171,745.50	49,796	29,020,286.05
	24	25,750	14,996,702.90	680	477,050.00	7,000	4,446,160.00	11,012	6,693,203.30	44,442	26,613,096.20
7月	25	33,790	17,492,999.10	736	446,591.40	10,075	5,600,690.50	12,930	7,211,854.50	57,531	30,752,135.50
	24	26,138	15,581,144.60	694	423,005.40	7,451	4,696,998.50	11,188	6,765,224.50	45,471	27,466,373.00
8月	25	33,950	17,300,681.80	704	397,284.40	10,070	5,027,225.50	12,601	6,963,478.75	57,325	29,690,671.10
	24	26,586	15,087,454.45	588	381,775.50	7,545	4,498,824.00	10,201	6,238,496.00	45,520	26,206,549.95
9月	25	32,128	16,092,034.30	671	325,159.55	9,161	4,637,411.00	12,966	6,756,017.00	54,926	27,871,611.85
	24	25,895	16,346,894.50	491	321,731.00	7,183	4,476,736.00	10,322	6,666,704.50	43,891	27,812,064.00
10月	25	30,148	16,902,035.25	550	346,764.25	8,099	4,825,825.00	11,090	6,552,195.50	49,854	28,627,445.00
	24	24,336	14,078,590.80	477	321,697.00	6,617	3,921,181.50	9,844	5,962,576.00	41,474	24,310,617.30
11月	25										
	24										

DECLASSIFIED E.O. 12065 SECTION 3-402/NNDG NO. 775013

DECLASSIFIED E.O. 12065 SECTION 3-402/NNDG NO. 775013

	24	23,173	11,775,045.30	616	387,163.60	5,933	3,068,528.25	10,217	5,232,667.05	39,193	20,474,476.30
4A	25	27,745	15,348,848.80	511	336,165.25	7,470	4,233,468.00	10,138	5,825,686.00	45,864	25,761,163.15
	24	25,750	14,723,823.97	770	555,876.75	6,572	3,654,486.25	11,103	6,044,046.75	44,203	25,023,235.75
5A	25	29,075	16,912,736.25	582	360,325.80	7,867	4,325,981.00	11,300	6,245,145.00	42,278	23,543,575.25
	24	23,499	13,576,246.10	704	498,756.20	6,404	3,568,806.00	10,169	6,037,001.95	40,776	23,677,990.25
6A	25	27,735	16,231,307.30	601	410,642.25	8,131	4,606,591.00	11,329	7,176,745.50	43,796	27,020,020.05
	24	25,750	14,996,702.90	680	477,052.00	7,000	4,458,160.00	11,012	6,692,203.30	44,542	26,618,196.26
7A	25	33,790	17,492,999.10	736	441,549.40	10,025	5,506,903.50	12,930	7,211,254.50	57,551	32,913,628.50
	24	26,138	15,581,144.60	694	482,005.40	7,445	4,696,998.50	11,188	6,785,284.50	45,471	27,333,433.75
8A	25	33,953	17,308,681.80	704	316,784.05	10,070	5,592,805.50	12,601	6,992,478.75	57,228	31,796,967.70
	24	26,586	15,087,444.45	588	387,775.50	7,545	4,498,034.50	10,201	6,238,849.75	45,554	27,165,496.75
9A	25	32,128	16,023,034.30	671	342,159.55	9,161	4,631,411.00	12,266	6,756,017.00	54,255	27,611,782.75
	24	25,895	16,246,894.50	491	321,331.00	7,183	4,476,782.00	10,322	6,288,704.50	43,891	27,196,743.75
10A	25	30,148	16,990,325.25	550	346,764.25	9,066	5,235,825.00	11,090	6,519,195.50	49,254	28,444,222.75
	24	24,336	14,078,590.80	477	327,126.00	6,617	3,821,181.50	9,844	5,963,576.00	41,274	24,190,617.30
11A	25										
	24	23,261	13,043,196.25	560	361,743.25	6,657	3,923,345.50	10,145	5,748,394.50	40,623	23,076,640.10
12A	25										
	24	23,463	14,017,960.45	546	370,913.70	6,487	3,921,759.50	9,123	5,828,877.50	39,611	24,540,411.25
1A	25										
	24	23,868	13,794,171.25	489	345,593.00	6,649	3,947,248.50	9,066	5,646,307.00	40,072	23,643,402.25
2A	25										
年度計	24	24,740	16,761,854.40	7,083	478,683.25	77,334	46,546,976.40	12,250	7,240,377.00	590,807	35,614,282.25
	25	29,242	13,976,977.65	4,827	266,947.55	60,426	36,547,776.00	9,162	5,548,625.75	445,063	27,956,136.75

但シ25年度計ハ10月分迄トス.

Figured up to Oct. for 1950

DECLASSIFIED E.O. 12065 SECTION 3-402/NNDG NO. 77-5013

昭和24年度歯科診療管掌別取扱状況表

Comparision beween cases and amounts of dental cares handled by M.F.P.F office by management for 1949 and 1950

Dec.9, 1950

昭和25年12月9日調

月度	年度	管掌区分	Gov't managed 政府		Seamen's 船員		Mutual Aid 共済		Society managed 組合		Total 合計	
			件数 c/s	報酬 remuneration	件数 c/s	報酬 remuneration	件数 c/s	報酬 remuneration	件数 c/s	報酬 remuneration	件数 c/s	報酬 remuneration
		24	1791	1004,123.75	44	4663.00	649	434,794.50	906	600,132.50	3401	2085,763.75
3月		25	3126	1793,858.50	50	32,460.00	886	501,115.00	1260	738,746.00	5322	3066,174.50
		24	2038	1183.69[illegible]	74	28,623.50	744	517,155.50	903	772,645.00	3759	2502,875.25
4月		25	2556	1544,627.50	57	33,990.00	742	462,360.00	1207	748,954.00	4562	2789,932.50
		24	2260	1223,393.75	118	9207.50	591	444,804.00	1151	748,574.00	4120	2607,979.25
5月		25	2716	1672,161.00	68	46,388.00	932	608,[illegible].00	1330	772,005.00	5046	3071,394.00
		24	2082	1226,789.00	81	5855.00	663	400,270.00	1069	710,812.00	3896	2338,996.00
6月		25	3008	1684,437.00	90	52,465.00	1069	670,254.00	1544	910,996.00	5711	3238,823.00
		24	2487	1496,131.50	57	5010.00	791	487,215.00	1190	831,665.00	4525	2868,021.50
7月		25	2767	1632,376.50	68	33,430.00	1009	607,233.00	1457	878,113.50	5303	3154,125.00
		24	2176	1217,115.00	96	6420.00	857	506,915.00	961	607,711.00	4090	2338,267.00
8月		25	2893	1514,133.00	96	50,820.00	1098	672,[illegible].00	1344	738,600.00	5432	2967,078.00
		24	2214	1278,106.00	57	3280.00	875	544,329.00	1097	673,615.00	4243	2578,330.00
9月		25	2707	1563,018.00	50	3035.00	904	530,820.00	1254	744,[illegible].00	4915	2868,710.00
		24	2047	1242,[illegible].50	41	1742.00	796	494,[illegible].00	927	584,900.00	3811	2302,853.00
10月		25	2583	1626,864.00	43	3000.00	820	440,730.00	1246	804,957.50	4692	2911,551.50
		24	2096	1302,753.00	51	3543.00	733	447,590.00	933	576,832.00	3813	2330,718.00
11月		25										

4775013

3月	25	3124	1793,858'50	50	32,460'00	886	501,115'00	1260	738,744'00	4622	3,066,174'50	
	24	2038	1183,691'50	74	28,623'50	744	517,145'50	903	732,645'00	3759	2,502,875'25	
4月	25	2456	1544,624'50	57	33,990'00	742	462,360'00	1207	748,095'00	4562	2,788,725'50	
	24	2260	1223,393'75	118	72,075'00	591	544,804'00	1151	748,521'50	4120	2,608,994'25	
5月	25	2716	1672,161'00	68	46,388'00	932	560,870'00	1330	792,005'00	5046	3,071,394'00	
	24	2082	1226,959'50	81	51,855'00	663	470,270'00	1067	710,892'00	3896	2,389,976'50	
6月	25	3008	1684,437'00	90	52,465'00	1069	570,325'00	1544	910,996'00	5711	3,238,823'00	
	24	2487	1496,131'50	57	53,010'00	791	487,215'00	1170	831,665'00	4525	2868,027'50	
7月	25	2967	1697,376'50	68	33,430'00	1009	605,235'00	1459	878,113'50	5603	3154,175'00	
	24	2176	1219,185'00	96	64,240'00	857	506,915'00	961	662,340'00	4090	2398,260'00	
8月	25	2813	1514,133'00	76	40,820'00	1098	672,525'00	1354	738,600'00	5422	2967,078'00	
	24	2214	1278,106'50	57	32,080'00	875	544,324'00	1077	673,615'00	4243	2628,130'00	
9月	25	2707	1563,018'00	50	30,350'00	904	530,820'00	1254	744,522'00	4915	2868,710'00	
	24	2047	1242,005'00	41	17,420'00	796	458,528'00	927	584,700'00	3811	2302,853'00	
10月	25	2583	1626,264'00	43	39,000'00	820	440,730'00	1246	804,957'50	4672	2911,571'50	
	23	2096	1302,753'00	51	39,535'00	733	417,570'00	933	576,832'00	3813	2356,710'00	
11月	25											
	24	2010	1309,704'50	44	34,005'00	739	441,045'00	1030	658,495'00	3823	2437,259'50	
12月	25											
	24	2063	1241,202'50	41	31,600'00	716	414,705'00	967	572,025'00	3787	2241,632'50	
1月	25											
	24	2274	1328,994'00	43	26,188'00	776	411,100'00	1011	613,376'00	4155	2379,653'00	
2月	25											
年度計	24	25409	15046,224'75	788	543,284'50	8930	5527,224'00	12225	7320,780'00	47422	29109,808'25	
	25	22446	13036,995'50	602	308,031'00	7460	4364,455'00	10655	6346,034'00	41173	24066,478'50	

但シ25年度計ハ10月分迄トス。

Figured up to Oct for 1950

DECLASSIFIED E.O. 12065 SECTION 3-402/NNDG NO. 775013

昭和24 25年度一般診療 管掌別一件当日数点数調表

Comparision between days and points per case for medical cares, by management for 1949, 1950

Dec.9, 1950
昭和25年12月9日調

管掌 / 区分 / 月度	年度	Gov't managed 政府 In pat 入院 一件当日数	一件当点数	Out pat 外来 一件当日数	一件当点数	Seamen's 船員 In pat 入院 一件当日数	一件当点数	out pat 外来 一件当日数	一件当点数	Mutual Aid A. 共済 In pat 入院 一件当日数	一件当点数	Out pat 外来 一件当日数	一件当点数	Society managed 組合 In pat 入院 一件当日数	一件当点数	out pat 外来 一件当日数	一件当点数
Mt	Yr	days	p	days	p	days	p	days	p	days	p	days	p	days	p	days	p
	24	15.69	558.19	2.46	53.60	18.46	477.70	6.57	61.57	13.76	445.5	8.18	54.66	11.80	463.41	8.61	56.22
3月	25	16.46	509.46	2.81	59.04	20.30	577.54	8.75	60.78	15.18	496.01	8.62	58.10	15.28	510.74	8.72	60.33
	24	12.69	410.34	8.04	56.66	24.78	716.40	6.84	62.98	15.53	433.18	7.92	53.84	14.98	419.24	7.27	52.67
4月	25	15.97	571.35	8.91	51.32	22.73	144.32	8.31	64.45	15.82	528.39	8.80	58.17	15.31	467.17	8.63	58.69
	24	16.62	524.54	2.69	66.18	17.62	648.17	2.26	72.23	15.75	466.82	8.49	59.01	16.55	467.08	8.43	57.29
5月	25	18.08	555.97	2.25	56.57	17.00	416.60	7.20	62.56	14.54	462.94	8.76	56.09	18.14	520.38	8.80	57.56
	24	17.79	542.97	8.82	60.57	18.66	441.00	8.72	71.92	15.30	472.62	8.55	58.50	17.84	471.42	8.58	61.14
6月	25	16.50	506.91	7.22	55.59	21.29	591.46	8.23	66.21	14.40	490.77	8.83	55.79	16.77	498.49	8.86	59.30
	24	16.26	524.92	2.74	69.59	17.61	602.69	7.34	66.70	16.57	532.62	8.49	62.69	18.35	524.59	8.69	62.95
7月	25	16.91	494.24	7.32	50.74	17.72	421.41	7.90	56.22	12.62	427.10	8.20	51.16	17.53	475.31	8.44	50.83
	24	16.01	507.34	9.15	61.65	14.90	461.73	7.40	72.23	15.09	495.67	2.62	64.16	18.29	478.68	8.82	62.77
8月	25	16.15	511.23	8.56	49.64	17.78	530.40	7.85	61.57	13.52	471.96	2.56	49.06	16.54	503.61	8.62	54.47
	24	15.47	472.68	2.96	59.32	20.63	522.73	7.76	19.63	14.29	495.90	8.72	11.32	15.12	481.27	8.83	11.92
9月	25	16.21	424.94	8.13	47.71	17.11	500.51	7.41	65.24	14.21	420.46	2.55	47.93	16.55	425.95	8.77	53.05
	24	17.97	532.13	7.40	12.79	24.62	132.13	2.04	19.96	17.72	499.33	9.11	66.24	19.03	531.55	9.17	65.77
10月	25	17.15	535.81	2.80	49.07	17.39	456.94	7.82	63.49	15.02	503.46	2.27	56.88	17.65	530.45	8.75	57.13
	24	17.69	521.66	9.00	59.70	19.82	542.67	2.26	19.47	11.50	549.02	2.92	12.04	19.13	499.27	2.72	12.38

DECLASSIFIED E.O. 12065 SECTION 3-402/NNDG NO. 775013

Mt	24	15.59	558.19	2.40	53.60	17.06	477.70	2.67	61.57	13.76	494.65	2.11	64.88	16.85	473.24	2.81	58.22
3月	25	16.46	509.46	2.81	57.04	20.30	577.54	2.75	60.78	15.18	478.01	2.62	60.10	15.28	510.74	2.72	60.33
	24	12.69	410.34	2.04	56.66	24.78	706.40	2.84	62.98	15.53	433.18	2.92	52.84	14.98	419.24	2.27	52.67
4月	25	15.97	571.35	2.91	56.32	22.73	644.32	2.31	64.45	15.82	528.39	2.80	58.17	15.31	467.67	2.63	58.69
	24	16.12	534.84	2.69	66.68	17.12	548.17	2.26	72.23	15.75	466.82	2.49	59.01	16.55	467.08	2.43	57.29
5月	25	18.08	545.99	2.25	66.57	17.00	416.60	2.20	62.56	14.54	462.94	2.76	56.09	18.14	520.38	2.80	57.56
	24	17.99	543.99	2.20	60.57	12.66	441.00	2.72	71.92	15.30	472.62	2.55	52.00	17.24	471.42	2.58	61.14
6月	25	16.50	501.91	2.22	55.59	21.29	591.46	2.23	66.21	14.40	490.77	2.23	55.79	16.77	498.49	2.26	59.30
	24	16.26	524.92	2.74	58.59	17.61	600.69	2.34	66.70	16.67	532.62	2.49	62.69	18.35	524.69	2.19	62.95
7月	25	16.91	494.84	2.32	50.74	17.72	421.41	2.70	56.22	18.62	427.10	2.20	51.16	17.53	495.31	2.44	50.83
	24	16.01	507.34	2.15	61.15	14.70	461.73	2.40	70.82	15.09	495.67	2.62	64.16	18.29	478.58	2.22	62.77
8月	25	11.15	511.23	2.56	49.64	17.78	530.40	2.85	56.57	13.52	471.96	2.56	47.06	16.54	503.61	2.62	51.47
	24	16.47	482.18	2.96	59.38	20.63	522.73	2.76	69.63	14.29	495.90	2.72	11.32	16.12	481.27	2.23	11.92
9月	25	16.21	424.94	2.13	47.71	17.16	500.51	2.41	55.84	14.21	420.46	2.55	47.93	16.55	415.95	2.77	53.05
	24	17.97	533.13	2.43	12.79	24.12	132.13	2.04	69.95	17.92	499.33	2.11	65.24	17.03	539.55	2.17	65.77
10月	25	17.15	535.71	2.80	49.07	17.39	461.94	2.22	61.49	15.02	502.41	2.27	50.88	17.65	530.45	2.75	57.13
	24	17.64	521.66	2.00	59.70	19.82	542.67	2.26	69.47	11.00	569.02	2.92	12.04	17.13	499.27	2.72	62.38
11月	25																
	24	17.69	521.25	2.19	61.42	17.77	411.26	2.11	70.29	16.21	593.16	2.08	13.36	16.61	513.85	2.00	12.93
12月	25																
	24	17.24	562.41	2.24	60.29	15.66	426.94	2.77	72.40	21.06	571.40	2.73	12.79	19.64	536.41	2.96	11.85
1月	25																
	24	14.74	547.77	2.26	50.32	21.16	602.95	2.16	62.42	14.51	592.36	2.26	10.67	12.16	518.64	9.01	12.92
2月	25																
年度平均	24	14.85	517.67	2.26	58.72	19.14	502.23	2.26	70.17	16.14	507.91	2.66	14.80	17.12	494.10	2.60	10.91
	25	16.77	514.63	2.28	53.25	18.61	514.60	2.27	62.50	14.48	482.41	2.65	53.32	17.16	507.17	2.72	55.21

Figured out up to Oct.. for 1950

但シ 25年度平均ハ 10月分迄トス

DECLASSIFIED E.O. 12065 SECTION 3-402/NNDG NO. 775013

DECLASSIFIED E.O. 12065 SECTION 3-402/NNDG NO. 775013

昭和24年度歯科診療管掌別一件當日数点数調表

Comparision between days and points per case for dental cares, by management for 1949, 1950

Dec. 9, 1950 昭和25年12月9日調

月度	年度	管掌 Gov't managed 政府		Seamen's 船員		Mutual Aid 共済		Society managed 組合	
		1件当日数 days	1件当点数 points	1件当日数 days	1件当点数 points	1件当日数 days	1件当点数 points	1件当日数 days	1件当点数 points
mt	24	5.50	66.21	3.70	80.78	5.97	78.65	6.19	81.85
3月	25	5.10	69.11	4.60	81.06	5.19	67.39	5.30	72.37
	24	5.65	68.10	4.05	110.64	6.17	85.60	6.41	98.90
4月	25	4.87	70.34	3.96	71.73	5.37	76.08	4.77	77.47
	24	5.62	67.01	5.82	82.78	8.13	103.91	5.94	78.63
5月	25	4.07	70.63	4.08	75.77	5.01	69.47	4.88	79.96
	24	5.35	66.99	6.01	69.13	5.53	71.95	5.70	77.70
6月	25	4.06	64.64	3.82	64.30	6.37	64.76	4.82	73.30
	24	5.35	68.54	5.32	96.84	5.81	68.98	6.10	81.31
7月	25	4.85	64.92	3.42	51.94	4.88	70.84	4.59	73.13
	24	5.26	67.31	4.55	71.97	5.82	69.70	5.91	77.05
8月	25	4.66	61.15	3.85	60.68	4.93	70.97	4.60	68.45
	24	5.32	67.50	3.92	58.84	5.77	73.68	5.13	73.34
9月	25	5.03	67.43	4.02	69.80	4.77	69.15	4.76	74.53
	24	5.15	71.64	4.73	48.80	5.23	68.38	5.47	79.31
10月	25	4.88	74.73	3.83	95.48	5.12	64.84	4.92	82.45
	24	5.37	70.84	4.72	88.62	5.37	67.35	5.52	81.84
11月	25								
	24	5.06	78.40	4.40	72.11	5.41	72.15	5.26	81.94
12月	25								

	24	5.65	68.10	4.05	110.64	6.17	85.60	6.41	98.90
4A	25	4.87	70.34	3.96	71.73	5.37	76.08	4.77	77.47
	24	5.62	67.01	5.82	82.78	6.13	103.91	5.94	78.63
5A	25	4.67	70.63	4.08	75.77	5.01	68.47	4.88	73.96
	24	6.35	66.99	6.01	68.13	5.53	71.98	5.70	77.70
6A	25	4.86	64.64	3.82	64.30	6.37	64.76	4.82	73.30
	24	5.35	68.54	5.32	96.84	5.81	68.98	6.18	81.31
7A	25	4.85	64.92	3.42	51.94	4.88	70.84	4.59	73.13
	24	5.26	67.31	4.55	71.97	5.82	68.70	5.81	77.05
8A	25	4.66	61.15	3.85	60.68	4.93	70.97	4.60	68.45
	24	5.32	67.50	3.92	58.84	5.77	73.68	5.13	73.94
9A	25	5.03	67.43	4.02	68.80	4.77	68.15	4.76	74.53
	24	5.15	71.64	4.73	40.80	5.23	68.98	5.47	79.31
10A	25	4.88	74.73	3.83	95.46	5.12	64.84	4.92	82.45
	24	5.37	70.84	4.72	88.62	5.37	67.35	5.52	81.84
11A	25								
	24	5.06	70.40	4.40	72.11	5.41	72.15	5.26	81.94
12A	25								
	24	4.81	70.85	4.21	58.27	5.27	68.56	5.18	73.26
1A	25								
	24	5.15	68.75	3.72	67.67	5.58	63.98	4.84	70.08
2A	25								
平均	24	5.28	68.95	4.82	78.18	5.80	73.81	5.64	78.18
	25	4.89	67.71	3.92	69.36	5.20	68.06	4.82	74.18

Figured up to Oct. for 1950

但シ25年度平均ハ10月分迄トス。

DECLASSIFIED E.O. 12065 SECTION 3-402/NNDG NO. 775013

DECLASSIFIED E.O. 12065 SECTION 3-402/NNDG NO. 775013

TOYAMA PREF (Employment Sequring Scet-Mr. Hayas in charge of application.

1) How many persons have used up their Social Insurance Benifits?

Feb. 1950	555
March 1950	918
April 1950	708

2) Beneficiaries standing on the end of April 1950

Rest of the period entitled to have Unemployment benifits	Male	Female	Total
within 1 month	1298	675	1973
within 2 months	761	305	1066
within 3 months	753	326	1079
within 4 months	594	267	861
within 5 months	637	200	837
within 6 months	313	118	431
Total	4356	1891	6247

3) If there are areas in the pref where there are special problems such as large industry lay off.

"Right now, there are the following number of applicants for job:

Male	Female	Total	Name of PESO
2708	1666	4374	TOYAMA
2382	984	3366	TAKAOKA

Still more applicants are expected on Toyama & Takaoka area, where industries are centralized.

DECLASSIFIED E.O. 12065 SECTION 3-402/NNDG NO. 775013

COVERAGE OF UNEMPLOYMENT INSURANCE OF TOYAMA PREF.
(Standing on the end of April 1950)

Name of Labor Stabilization Office.	Coverage area	General	Daily Labourers
TOYAMA	Toyama City Nei Gun Kaminikawa Gun	39425	4462
TAKAOKA	Takaoka City Imidzu Gun	20306	2708
OOTSU	Shimoniikawa Gun	8444	222
DEMACHI	Higashitonami Gun	7021	22
HIMI	Himi Gun	1450	229
NAMERIKAWA	Nakanikawa Gun	4091	189
ISUROGI	Nishitonami Gun	3833	60
TOTAL		84570	7892

(Ref. Population 1,010,818 on the 31st Dec. 1949)

The newly insured daily labourers by Unemployment Insurance:

Feb.	1950	1590
March	1950	1038
April	1950	1013

TOYAMA PREFECTURE
April 1950

Name of Labor Stabilization Office	Separation Notices filed (1)			Initial Claims Allowed (2)			Waiting Period Claims (Completed) (3)		
	M	F	Total	M	F	Total	M	F	Total
TOYAMA *	228	115	343	217	101	318	199	80	279
TAKAOKA	321	123	444	318	117	435	349	132	481
UOTSU*	33	35	68	33	35	68	37	37	74
DEMACHI	58	46	104	49	38	87	45	56	101
HIMI	28	18	46	27	18	45	24	10	34
NAMERIKAWA*	50	40	90	50	40	90	41	35	76
ISURUGI *	111	34	145	109	34	143	92	32	124
TOTAL	829	411	1240	803	383	1186	787	382	1169

	First Compensible Claims (4)			Weeks for which benifits were paid (5)			Benifits Payment (Yen) (6)		
	M	F	Total	M	F	Total	M	F	Total
TOYAMA *	196	81	277	3878	1842	5720	3401989	849925	4251914
TAKAOKA	335	125	460	2647	1207	4854	3173902	548919	3722821
UOTSU *	33	39	72	871	522	1393	754953	239958	994911
DEMACHI	44	53	97	1527	637	2164	1286652	269509	1556161
HIMI	42	21	63	593	207	800	533744	72339	606083
NAMERIKAWA*	40	34	74	883	364	1247	726919	160996	887915
ISURUGI *	93	28	121	1130	551	1681	791774	225595	1017369
TOTAL	1783	381	1164	12529	5330	17859	10669933	2367241	13037174

DECLASSIFIED E.O. 12065 SECTION 3-402/NNDC NO. 775013

TOYAMA PREFECTURE
April 1950

Name of Labor Stabilization Office	Total Beneficiaries			Consigned handling of Unem. Ins. from other PESO.			Payment of benifit under suspension		
	M	F	TOTAL	M	F	TOTAL	M	F	TOTAL
TOYAMA	1199	543	1742	10	5	15	17	11	28
TAKAOKA	1137	378	1515	4	1	5	14	16	30
UOTSU	263	163	426	1	1	2	6	5	11
DEMACHI	432	184	616	2		2	7	18	25
HIMI	176	66	242	1		1			
NAMERIKAWA	325	130	455				1		1
ISURUGI	332	165	497				3	3	6
TOTAL	3864	1629	5493	18	7	25	48	53	101

DECLASSIFIED E.O. 12065 SECTION 3-402/NNDC NO. 775013

DECLASSIFIED E.O. 12065 SECTION 3-402/NNDG NO. 775013

TOYAMA PREF (April 1950) ----DAILY LABOURERS

	BENIFITS PAYMENT			TOTAL BENEFICIARIES		
	M	F	TOTAL	M	F	TOTAL
TAKAOKA	41030	39870	80900	307	443	750
DEMACHI	9500		9500	71		71
HIMI	64680		64680	462		462
NAMERIKAWA	17360	8190	25550	124	91	215
TOTAL	132570	48060	180630	963	534	1497

DECLASSIFIED E.O. 12065 SECTION 3-402/NNDG NO. 775013

Toyama Prefecture

Toyama

WELFARE PENSION

At the end of September

1.	No. of the insured	84,804 Persons
2.	Amount of premium	80,405,264. 0
3.	Amount collected	56,986,024. 0
4.	Amount not collected	23,419,240. 0
5.	Percentage of collection	70.8 %
6.	Amount paid out	3,444,893. 0

DECLASSIFIED E.O. 12065 SECTION 3-402/NNDG NO. 775013

Toyama Prefecture

HEALTH INSURANCE

At the end of September

1.	No. of the insured	52,357 Persons.
2.	No. of dependant	108,013 "
3.	Total	160,370 "
4.	Amount of prem. should be collected	79,093,875. 0
5.	Amount of prem. actually collected	56,621,593. 0
6.	Amount not collected	22,472,282. 0
7.	Percentage of collection	74.1 %
8.	Amount of the money should be paid out for M.T.	unknown
9.	Amount paid out actually	111,741,270. 0
10.	Amount not paid	34,599,990. 0
11.	Red	55,119,677. 0

DECLASSIFIED E.O. 12065 SECTION 3-402/NNDG NO. 775013

Toyama Prefecture

National Health Insurance

		At the end of September
1.	No. of the insured	679,314 Persons
2.	Amount of premium (should be collected)	87,865,491.0
3.	Amount collected	61,268,904.0
4.	Amount should be paid out	117,820,886.0
5.	Amount paid cut for M.T.	95,716,102.0
6.	Percentage of collection	69.7 %

DECLASSIFIED E.O. 12065 SECTION 3-402/NNDG NO. 775013

Toyama Prefecture

SEAMAN'S INSURANCE

At the end of September

1.	No. of the insured	85,465 Persons.
2.	Amount of premuim to be collected	4,023,621. 40
3.	Amount actually collected	2,353,093. 60
4.	Amount not collected	1,670,527, 80
5.	Percentage of collection	58.4 o/o
6.	Amount paid out	994,726. 88
7.	Amount of the money in hand	1,358,366. 72