


# Pattypan

Commons:mass upload tool

Username: Geagea



## Pattypan

Link: [Commons:Pattypan](#)

Commons tool that allows you to upload a large amount of media files to Commons, using Excel file to manage the data (descriptions, author, etc.)



***pattypan***



## Pattypan

### Start working

- Save your photographs in one specific folder in your computer (no other files in the same folder).
- Download the tool and open the jar file (kind of a zip file) and activate the file.
- Pattypan uses the Java Runtime Environment (JRE). So Java is required.
- Open file: `pattypan.jar` - `java -Duser.language=en -jar pattypan.jar`  
the path may be needed here. You can create bat file:

```
cd C:\Program Files\javafx-sdk-17.0.1\
```

```
java --module-path "C:\Program Files\javafx-sdk-17.0.1\lib" --add-modules javafx.web -jar  
"C:\Program Files\javafx-sdk-17.0.1\pattypan.jar"
```

**See also:** [https://commons.wikimedia.org/wiki/Commons:Pattypan/Simple\\_manual](https://commons.wikimedia.org/wiki/Commons:Pattypan/Simple_manual)

# pattypan

v. 22.03

**Generate Spreadsheet**


Generate spreadsheet by selecting a directory on your hard drive.

**Validate & Upload**

Check correctness of your spreadsheet and upload files.

2023 // Paweł Marynowski

Found bug? [Report it!](#) • [Log file](#)





Select directory which contains files, that will be described in spreadsheet. Click "Browse" to select directory.

Browse

Include files from subdirectories

choose the specific folder

Back

Next



- A. number of files (automatically)
- B. More option to choose also subfolders

Choose directory      Choose columns      Create file

Select directory which contains files, that will be described in spreadsheet. Click "Browse" to select directory.

B



Browse

C:\Users\User\Desktop\work\Files\XXX\GGG\FFF\NASI\NASI2

Include files from subdirectories

**Summary**  
.jpg (15 files)

A

Back

Next

Choose directory      Choose columns      Create file

At this step you can set the source of wikicode. You can choose between already created templates and writing wikicode by your own.

**A** **Template** **{{Photograph}}** [Template documentation](#)

Artwork  
Book  
Art Photo  
Musical work  
Information  
**Photograph**  
Map  
Advanced  
Write wikicode

Select fields you find necessary by using radio buttons below. If you choose "Yes", you can pre-populate fields using text field. If you choose "Const", value from text field will be applied to all files without possibility to change it per file.

Field name	Yes / Const / No	Value
Photographer	<input checked="" type="radio"/> <input type="radio"/> <input type="radio"/>	<input type="text" value="[[User:Geagea Geagea]]"/>
Title	<input checked="" type="radio"/> <input type="radio"/> <input type="radio"/>	<input type="text" value="Just title"/>
Description	<input checked="" type="radio"/> <input type="radio"/> <input type="radio"/>	<input type="text" value="[[en]]=\$interesting description.]]"/>
Depicted people	<input type="radio"/> <input type="radio"/> <input checked="" type="radio"/>	
Depicted place	<input type="radio"/> <input type="radio"/> <input checked="" type="radio"/>	
Date	<input checked="" type="radio"/> <input type="radio"/> <input type="radio"/>	<input type="text"/> <input checked="" type="checkbox"/> Preload date from Exif
Medium	<input type="radio"/> <input type="radio"/> <input checked="" type="radio"/>	
Dimensions	<input type="radio"/> <input type="radio"/> <input checked="" type="radio"/>	
Information		
<b>Photograph</b>		
Map		
Advanced		
Write wikicode		
Institution	<input type="radio"/> <input type="radio"/> <input checked="" type="radio"/>	
Department	<input type="radio"/> <input type="radio"/> <input checked="" type="radio"/>	
References	<input type="radio"/> <input type="radio"/> <input checked="" type="radio"/>	
Object history	<input type="radio"/> <input type="radio"/> <input checked="" type="radio"/>	
Exhibition history	<input type="radio"/> <input type="radio"/> <input checked="" type="radio"/>	
Credit line	<input type="radio"/> <input type="radio"/> <input checked="" type="radio"/>	
Inscriptions	<input type="radio"/> <input type="radio"/> <input checked="" type="radio"/>	
Notes	<input type="radio"/> <input type="radio"/> <input checked="" type="radio"/>	
Accession number	<input type="radio"/> <input type="radio"/> <input checked="" type="radio"/>	
Source	<input checked="" type="radio"/> <input type="radio"/> <input type="radio"/>	<input type="text" value="[[own]]"/>
Permission	<input checked="" type="radio"/> <input type="radio"/> <input type="radio"/>	<input type="text"/>
Other versions	<input checked="" type="radio"/> <input type="radio"/> <input type="radio"/>	<input type="text"/>
License	<input checked="" type="radio"/> <input type="radio"/> <input type="radio"/>	<input type="text" value="[[CC-BY-SA-4.0]]"/>
Partnership	<input type="radio"/> <input type="radio"/> <input checked="" type="radio"/>	

**B** **C**

**Back** **Next**

- A. Choose the template
- B. Choose the fields you want to be in the file
- C. You can write the date or automatically from metadata

- A. Automatic file name. You can change it
- B. Push 'Create File'
- C. Push 'Open file' to generate EXCEL file

pattypan 22.03

Choose directory      Choose columns      Create file

### Summary

You will create spreadsheet with 15 files from directory NASI2.

pattypan 2023-10-16 12\_54\_14

**Create file**

Spreadsheet created successfully. [Open file](#)

**Back**      **Continue and upload**

The screenshot shows a web interface for 'pattypan 22.03'. At the top, there is a progress bar with three stages: 'Choose directory', 'Choose columns', and 'Create file'. Below this is a 'Summary' section stating 'You will create spreadsheet with 15 files from directory NASI2.' The main area contains a text input field with the value 'pattypan 2023-10-16 12\_54\_14', a blue 'Create file' button, and a confirmation message 'Spreadsheet created successfully.' with a dashed box around the 'Open file' link. At the bottom, there are two buttons: 'Back' and 'Continue and upload'. Red arrows labeled A, B, and C point to the input field, the 'Create file' button, and the 'Open file' link respectively.



	A	B	C	D	E	F	G	H	I	J	K
1	path	name	photographer	title	description	date	source	permission	other_versions	license	categories
2	C:\Users\User\Desktop\work\Files\XXX\GGG\FFF\NASI\NASI2\KBG_GPO01.jpg	KBG_GPO01	[[User:Geageal Geagea]]	Just title	{{en 1=Interesting description.}}	2023-10-11 13:55	{{own}}			{{CC-BY-SA-4.0}}	
3	C:\Users\User\Desktop\work\Files\XXX\GGG\FFF\NASI\NASI2\KBG_GPO02.jpg	KBG_GPO02	[[User:Geageal Geagea]]	Just title	{{en 1=Interesting description.}}	2023-10-11 14:05	{{own}}			{{CC-BY-SA-4.0}}	
4	C:\Users\User\Desktop\work\Files\XXX\GGG\FFF\NASI\NASI2\KBG_GPO03.jpg	KBG_GPO03	[[User:Geageal Geagea]]	Just title	{{en 1=Interesting description.}}	2023-10-11 14:10	{{own}}			{{CC-BY-SA-4.0}}	
5	C:\Users\User\Desktop\work\Files\XXX\GGG\FFF\NASI\NASI2\KBG_GPO04.jpg	KBG_GPO04	[[User:Geageal Geagea]]	Just title	{{en 1=Interesting description.}}	2023-10-11 14:20	{{own}}			{{CC-BY-SA-4.0}}	
6	C:\Users\User\Desktop\work\Files\XXX\GGG\FFF\NASI\NASI2\KBG_GPO05.jpg	KBG_GPO05	[[User:Geageal Geagea]]	Just title	{{en 1=Interesting description.}}	2023-10-11 14:25	{{own}}			{{CC-BY-SA-4.0}}	
7	C:\Users\User\Desktop\work\Files\XXX\GGG\FFF\NASI\NASI2\KBG_GPO06.jpg	KBG_GPO06	[[User:Geageal Geagea]]	Just title	{{en 1=Interesting description.}}	2023-10-11 14:28	{{own}}			{{CC-BY-SA-4.0}}	
8	C:\Users\User\Desktop\work\Files\XXX\GGG\FFF\NASI\NASI2\KBG_GPO07.jpg	KBG_GPO07	[[User:Geageal Geagea]]	Just title	{{en 1=Interesting description.}}	2023-10-12 11:28	{{own}}			{{CC-BY-SA-4.0}}	
9	C:\Users\User\Desktop\work\Files\XXX\GGG\FFF\NASI\NASI2\KBG_GPO08.jpg	KBG_GPO08	[[User:Geageal Geagea]]	Just title	{{en 1=Interesting description.}}	2023-10-12 13:08	{{own}}			{{CC-BY-SA-4.0}}	
10	C:\Users\User\Desktop\work\Files\XXX\GGG\FFF\NASI\NASI2\KBG_GPO09.jpg	KBG_GPO09	[[User:Geageal Geagea]]	Just title	{{en 1=Interesting description.}}	2023-10-12 13:12	{{own}}			{{CC-BY-SA-4.0}}	
11	C:\Users\User\Desktop\work\Files\XXX\GGG\FFF\NASI\NASI2\KBG_GPO10.jpg	KBG_GPO10	[[User:Geageal Geagea]]	Just title	{{en 1=Interesting description.}}	2023-10-12 15:13	{{own}}			{{CC-BY-SA-4.0}}	
12	C:\Users\User\Desktop\work\Files\XXX\GGG\FFF\NASI\NASI2\KBG_GPO11.jpg	KBG_GPO11	[[User:Geageal Geagea]]	Just title	{{en 1=Interesting description.}}	2023-10-12 13:13	{{own}}			{{CC-BY-SA-4.0}}	
13	C:\Users\User\Desktop\work\Files\XXX\GGG\FFF\NASI\NASI2\KBG_GPO12.jpg	KBG_GPO12	[[User:Geageal Geagea]]	Just title	{{en 1=Interesting description.}}	2023-10-12 15:56	{{own}}			{{CC-BY-SA-4.0}}	
14	C:\Users\User\Desktop\work\Files\XXX\GGG\FFF\NASI\NASI2\KBG_GPO13.jpg	KBG_GPO13	[[User:Geageal Geagea]]	Just title	{{en 1=Interesting description.}}	2023-10-12 15:03	{{own}}			{{CC-BY-SA-4.0}}	
15	C:\Users\User\Desktop\work\Files\XXX\GGG\FFF\NASI\NASI2\KBG_GPO14.jpg	KBG_GPO14	[[User:Geageal Geagea]]	Just title	{{en 1=Interesting description.}}	2023-10-11 16:55	{{own}}			{{CC-BY-SA-4.0}}	
16	C:\Users\User\Desktop\work\Files\XXX\GGG\FFF\NASI\NASI2\KBG_GPO15.jpg	KBG_GPO15	[[User:Geageal Geagea]]	Just title	{{en 1=Interesting description.}}	2023-10-11 17:00	{{own}}			{{CC-BY-SA-4.0}}	

The fields names are above. Each line is the info for each file.

You can change easily the file names as you wish.

C2 =CONCAT("Be'eri ("&B2,".jpg")

	A	B	C	D	E	F	G	H	I	J	K	L	M	N
1	path		name	photographer	title	description	date	source	permission	other	license	Categories		
2	C:\Users\User\Desktop\work\Files\XXX\GGG\FFF\NASI\NASI2\KBG_GPO01.jpg	KBG_GPO01	Be'eri (KBG_GPO01).jpg	[[User:Geageal Geageal]]	Just title	{{en 1=Interesting description.}}	2023-10-11 13:55	{{own}}			{{CC-BY-SA-4.0}}	Be'eri,Photographs by Kobi Gideon		
3	C:\Users\User\Desktop\work\Files\XXX\GGG\FFF\NASI\NASI2\KBG_GPO02.jpg	KBG_GPO02	Be'eri (KBG_GPO02).jpg	[[User:Geageal Geageal]]	Just title	{{en 1=Interesting description.}}	2023-10-11 14:05	{{own}}			{{CC-BY-SA-4.0}}	Be'eri,Photographs by Kobi Gideon		
4	C:\Users\User\Desktop\work\Files\XXX\GGG\FFF\NASI\NASI2\KBG_GPO03.jpg	KBG_GPO03	Be'eri (KBG_GPO03).jpg	[[User:Geageal Geageal]]	Just title	{{en 1=Interesting description.}}	2023-10-11 14:10	{{own}}			{{CC-BY-SA-4.0}}	Be'eri,Photographs by Kobi Gideon		
5	C:\Users\User\Desktop\work\Files\XXX\GGG\FFF\NASI\NASI2\KBG_GPO04.jpg	KBG_GPO04	Be'eri (KBG_GPO04).jpg	[[User:Geageal Geageal]]	Just title	{{en 1=Interesting description.}}	2023-10-11 14:20	{{own}}			{{CC-BY-SA-4.0}}	Be'eri,Photographs by Kobi Gideon		
6	C:\Users\User\Desktop\work\Files\XXX\GGG\FFF\NASI\NASI2\KBG_GPO05.jpg	KBG_GPO05	Be'eri (KBG_GPO05).jpg	[[User:Geageal Geageal]]	Just title	{{en 1=Interesting description.}}	2023-10-11 14:25	{{own}}			{{CC-BY-SA-4.0}}	Be'eri,Photographs by Kobi Gideon		
7	C:\Users\User\Desktop\work\Files\XXX\GGG\FFF\NASI\NASI2\KBG_GPO06.jpg	KBG_GPO06	Be'eri (KBG_GPO06).jpg	[[User:Geageal Geageal]]	Just title	{{en 1=Interesting description.}}	2023-10-11 14:28	{{own}}			{{CC-BY-SA-4.0}}	Be'eri,Photographs by Kobi Gideon		
8	C:\Users\User\Desktop\work\Files\XXX\GGG\FFF\NASI\NASI2\KBG_GPO07.jpg	KBG_GPO07	Be'eri (KBG_GPO07).jpg	[[User:Geageal Geageal]]	Just title	{{en 1=Interesting description.}}	2023-10-12 11:28	{{own}}			{{CC-BY-SA-4.0}}	Be'eri,Photographs by Kobi Gideon		
9	C:\Users\User\Desktop\work\Files\XXX\GGG\FFF\NASI\NASI2\KBG_GPO08.jpg	KBG_GPO08	Be'eri (KBG_GPO08).jpg	[[User:Geageal Geageal]]	Just title	{{en 1=Interesting description.}}	2023-10-12 13:08	{{own}}			{{CC-BY-SA-4.0}}	Be'eri,Photographs by Kobi Gideon		
10	C:\Users\User\Desktop\work\Files\XXX\GGG\FFF\NASI\NASI2\KBG_GPO09.jpg	KBG_GPO09	Be'eri (KBG_GPO09).jpg	[[User:Geageal Geageal]]	Just title	{{en 1=Interesting description.}}	2023-10-12 13:12	{{own}}			{{CC-BY-SA-4.0}}	Be'eri,Photographs by Kobi Gideon		
11	C:\Users\User\Desktop\work\Files\XXX\GGG\FFF\NASI\NASI2\KBG_GPO10.jpg	KBG_GPO10	Be'eri (KBG_GPO10).jpg	[[User:Geageal Geageal]]	Just title	{{en 1=Interesting description.}}	2023-10-12 15:13	{{own}}			{{CC-BY-SA-4.0}}	Be'eri,Photographs by Kobi Gideon		
12	C:\Users\User\Desktop\work\Files\XXX\GGG\FFF\NASI\NASI2\KBG_GPO11.jpg	KBG_GPO11	Be'eri (KBG_GPO11).jpg	[[User:Geageal Geageal]]	Just title	{{en 1=Interesting description.}}	2023-10-12 13:13	{{own}}			{{CC-BY-SA-4.0}}	Be'eri,Photographs by Kobi Gideon		
13	C:\Users\User\Desktop\work\Files\XXX\GGG\FFF\NASI\NASI2\KBG_GPO12.jpg	KBG_GPO12	Be'eri (KBG_GPO12).jpg	[[User:Geageal Geageal]]	Just title	{{en 1=Interesting description.}}	2023-10-12 15:56	{{own}}			{{CC-BY-SA-4.0}}	Be'eri,Photographs by Kobi Gideon		
14	C:\Users\User\Desktop\work\Files\XXX\GGG\FFF\NASI\NASI2\KBG_GPO13.jpg	KBG_GPO13	Be'eri (KBG_GPO13).jpg	[[User:Geageal Geageal]]	Just title	{{en 1=Interesting description.}}	2023-10-12 15:03	{{own}}			{{CC-BY-SA-4.0}}	Be'eri,Photographs by Kobi Gideon		
15	C:\Users\User\Desktop\work\Files\XXX\GGG\FFF\NASI\NASI2\KBG_GPO14.jpg	KBG_GPO14	Be'eri (KBG_GPO14).jpg	[[User:Geageal Geageal]]	Just title	{{en 1=Interesting description.}}	2023-10-11 16:55	{{own}}			{{CC-BY-SA-4.0}}	Be'eri,Photographs by Kobi Gideon		
16	C:\Users\User\Desktop\work\Files\XXX\GGG\FFF\NASI\NASI2\KBG_GPO15.jpg	KBG_GPO15	Be'eri (KBG_GPO15).jpg	[[User:Geageal Geageal]]	Just title	{{en 1=Interesting description.}}	2023-10-11 17:00	{{own}}			{{CC-BY-SA-4.0}}	Be'eri,Photographs by Kobi Gideon		

This is the EXCEL file after my modification. As can you see the file name changed using formula. It can be changed also manually.

You can add categories as you wish. The separator is “;”. In this file for example there are two categories - Be'eri;Photographs by Kobi Gideon.

**After the modifications please don't forget to save the file.**

# pattypan

v. 22.03



Generate Spreadsheet


Generate spreadsheet by selecting a directory on your hard drive.

Validate & Upload

Check correctness of your spreadsheet and upload files.

2023 // Paweł Marynowski

Found bug? [Report it!](#) • [Log file](#)





Choose spreadsheet with data of files ready to upload. Click "Browse" to select file.

Browse  

choose the Excel file

Back

Next





Choose spreadsheet with data of files ready to upload. Click "Browse" to select file.

Browse

C:\Users\User\Desktop\work\Files\XXX\GGG\FFF\NASI\NASI2\pattypan 2023-10-16 12\_54\_14.xls

**Summary**

15 files loaded successfully

**0 errors****15 warnings**

Be'erî (KBG\_GPO01).jpg (C:\Users\User\Desktop\work\Files\XXX\GGG\FFF\NASI\NASI2\KBG\_GPO01.jpg): empty values for permission, other\_versions  
 Be'erî (KBG\_GPO02).jpg (C:\Users\User\Desktop\work\Files\XXX\GGG\FFF\NASI\NASI2\KBG\_GPO02.jpg): empty values for permission, other\_versions  
 Be'erî (KBG\_GPO03).jpg (C:\Users\User\Desktop\work\Files\XXX\GGG\FFF\NASI\NASI2\KBG\_GPO03.jpg): empty values for permission, other\_versions  
 Be'erî (KBG\_GPO04).jpg (C:\Users\User\Desktop\work\Files\XXX\GGG\FFF\NASI\NASI2\KBG\_GPO04.jpg): empty values for permission, other\_versions  
 Be'erî (KBG\_GPO05).jpg (C:\Users\User\Desktop\work\Files\XXX\GGG\FFF\NASI\NASI2\KBG\_GPO05.jpg): empty values for permission, other\_versions  
 Be'erî (KBG\_GPO06).jpg (C:\Users\User\Desktop\work\Files\XXX\GGG\FFF\NASI\NASI2\KBG\_GPO06.jpg): empty values for permission, other\_versions  
 Be'erî (KBG\_GPO07).jpg (C:\Users\User\Desktop\work\Files\XXX\GGG\FFF\NASI\NASI2\KBG\_GPO07.jpg): empty values for permission, other\_versions  
 Be'erî (KBG\_GPO08).jpg (C:\Users\User\Desktop\work\Files\XXX\GGG\FFF\NASI\NASI2\KBG\_GPO08.jpg): empty values for permission, other\_versions  
 Be'erî (KBG\_GPO09).jpg (C:\Users\User\Desktop\work\Files\XXX\GGG\FFF\NASI\NASI2\KBG\_GPO09.jpg): empty values for permission, other\_versions  
 Be'erî (KBG\_GPO10).jpg (C:\Users\User\Desktop\work\Files\XXX\GGG\FFF\NASI\NASI2\KBG\_GPO10.jpg): empty values for permission, other\_versions  
 Be'erî (KBG\_GPO11).jpg (C:\Users\User\Desktop\work\Files\XXX\GGG\FFF\NASI\NASI2\KBG\_GPO11.jpg): empty values for permission, other\_versions  
 Be'erî (KBG\_GPO12).jpg (C:\Users\User\Desktop\work\Files\XXX\GGG\FFF\NASI\NASI2\KBG\_GPO12.jpg): empty values for permission, other\_versions  
 Be'erî (KBG\_GPO13).jpg (C:\Users\User\Desktop\work\Files\XXX\GGG\FFF\NASI\NASI2\KBG\_GPO13.jpg): empty values for permission, other\_versions  
 Be'erî (KBG\_GPO14).jpg (C:\Users\User\Desktop\work\Files\XXX\GGG\FFF\NASI\NASI2\KBG\_GPO14.jpg): empty values for permission, other\_versions  
 Be'erî (KBG\_GPO15).jpg (C:\Users\User\Desktop\work\Files\XXX\GGG\FFF\NASI\NASI2\KBG\_GPO15.jpg): empty values for permission, other\_versions

Back

Next

Don't be excited about the warnings. They just saying that you did not added values to fields 'permission' and 'other versions'. Push the 'Next' button



Click on each link below to see preview of description, that will be uploaded.

[Be'eri \(KBG\\_GPO01\).jpg](#)

[Be'eri \(KBG\\_GPO02\).jpg](#)

[Be'eri \(KBG\\_GPO03\).jpg](#)

[Be'eri \(KBG\\_GPO04\).jpg](#)

[Be'eri \(KBG\\_GPO05\).jpg](#)

[Be'eri \(KBG\\_GPO06\).jpg](#)

[Be'eri \(KBG\\_GPO07\).jpg](#)

[Be'eri \(KBG\\_GPO08\).jpg](#)

[Be'eri \(KBG\\_GPO09\).jpg](#)

[Be'eri \(KBG\\_GPO10\).jpg](#)

[Be'eri \(KBG\\_GPO11\).jpg](#)

[Be'eri \(KBG\\_GPO12\).jpg](#)

[Be'eri \(KBG\\_GPO13\).jpg](#)

[Be'eri \(KBG\\_GPO14\).jpg](#)

[Be'eri \(KBG\\_GPO15\).jpg](#)

**Be'eri (KBG\_GPO01).jpg**

C:\Users\User\Desktop\work\Files\XXX\GGG\FFF\NAS\NAS12\KBG\_GPO01.jpg



Preview

```

=={{int:filedesc}}==
{{Photograph
|photographer = [[User:Geagea|Geagea]]
|title = Just title
|description = {{en|Interesting description.}}
|depicted place =
|depicted people =
|date = 2023-10-11 13:55
|medium =
|dimensions =
|institution =
|department =
|references =
|object history =
...

```

Back

Next

You can check the info. And also push the 'Preview' button

## 'Log in' and 'upload'



Please login to your upload account. [Click here if you enabled two-factor authentication.](#)


Please click "Upload" in order to upload files. You can stop upload in any time clicking "Stop" button.

## 'Log in' and 'upload'



Please login to your upload account. [Click here if you enabled two-factor authentication.](#)


Please click "Upload" in order to upload files. You can stop upload in any time clicking "Stop" button.



# Thank You

