





Class QV 877

Book 3735

Copyright N<sup>o</sup> \_\_\_\_\_

**COPYRIGHT DEPOSIT**





o.59 R

Price 25 Cents

# SPALDING'S

ATHLETIC

LIBRARY

OFFICIAL

BASE  
BALL

RECORD

1919

**PART I—**

Major and  
Minor League  
Records of 1918

**PART II—**

Important  
Records of  
Previous Years

**PART III—**

Collegiate  
Base Ball  
Records



AMERICAN SPORTS PUBLISHING CO.  
45 Rose St., New York



A.G. SPALDING & BROS.  
MAINTAIN THEIR OWN HOUSES  
FOR DISTRIBUTING THE

# SPALDING

COMPLETE LINE OF  
ATHLETIC GOODS  
IN THE FOLLOWING CITIES.

<b>NEW YORK</b> 124-126 Nassau St. 523 Fifth Avenue	<b>CHICAGO</b> 211-217 So. State St. 136 N. Pennsylvania St.	<b>SAN FRANCISCO</b> 158-159 Geary Street OAKLAND, CAL. 418 Fourteenth St.
<b>NEWARK, N. J.</b> 559 Broad Street	<b>CINCINNATI, O.</b> 119 East Fifth Avenue	<b>SEATTLE, WASH.</b> 1204 Second Avenue
<b>PHILADELPHIA, PA.</b> 1210 Chestnut Street	<b>CLEVELAND, O.</b> 741 Euclid Avenue	<b>LOS ANGELES, CAL.</b> 435 South Spring St.
<b>BOSTON, MASS.</b> 74 Summer Street	<b>COLUMBUS, O.</b> 197 South High Street	<b>PORTLAND, ORE.</b> Broadway at Alder
<b>PITTSBURGH, PA.</b> 609 Wood Street	<b>DETROIT, MICH.</b> 121 Woodward Ave.	<b>SALT LAKE CITY, UTAH</b> 331 Main Street
<b>BUFFALO, N. Y.</b> 611 Main Street	<b>WASHINGTON, D. C.</b> 813 14th Street, N.W.	<b>ST. LOUIS, MO.</b> 415 North Seventh St.
<b>SYRACUSE, N. Y.</b> 357 So. Warren Street	<b>LOUISVILLE, KY.</b> 328 West Jefferson St.	<b>KANSAS CITY, MO.</b> 1120 Grand Avenue
<b>ROCHESTER, N. Y.</b> 40 Clinton Ave., North	<b>ATLANTA, GA.</b> 74 N. Broad Street	<b>MILWAUKEE, WIS.</b> 379 East Water Street
<b>ALBANY, N. Y.</b> 52 State Street	<b>NEW ORLEANS, LA.</b> 140 Carondelet Street	<b>DES MOINES, IA.</b> 803 Locust Street
<b>BALTIMORE, MD.</b> 110 E. Baltimore St.	<b>DALLAS, TEX.</b> 1518 Main Street	<b>DENVER, COL.</b> 622 Sixteenth Street
<b>LONDON, ENGLAND</b> 317-319, High Holborn, W. C.	<b>MANCHESTER, ENG.</b> 4, Oxford St. and 1, Lower Masley St.	<b>MINNEAPOLIS, MINN.</b> 52 Seventh St., South
<b>LIVERPOOL</b> 72, Lord Street	<b>BRISTOL, ENG.</b> 42, High Street	<b>ST. PAUL, MINN.</b> 389 Minnesota Street
<b>BIRMINGHAM, ENG.</b> New Street House	<b>EDINBURGH, SCOT.</b> 3 So. Charlotte St. (Cor. Prince St.)	<b>MONTREAL, CANADA</b> 389-71 St. Catherine St. W.
	<b>GLASGOW, SCOTLAND</b> 69 Buchanan Street	<b>TORONTO, CANADA</b> 207 Yonge Street
		<b>SYDNEY, AUSTRALIA</b> 204 Clarence Street
		<b>PARIS, FRANCE</b> 25-27 Rue Tronchet

Communications directed to A. G. SPALDING & BROS., at any of the above addresses, will receive prompt attention.

# THE SPALDING

TRADE MARK, QUALITY AND SELLING POLICY CONSTITUTE  
THE SOLID FOUNDATION OF THE SPALDING BUSINESS

FOR OUR CUSTOMERS

# THIS ORDER BLANK

IS FOR YOUR CONVENIENCE

YOU PURCHASED THIS BOOK AT

666 1091 P. 10
----------------------

We also sell a complete line of Spalding Athletic Goods as well as all the books of the Spalding Athletic Library.

## CONSULT THE FULL LIST

FOR OTHER BOOKS ON ATHLETICS

---

When ordering Athletic Goods use this sheet. Simply tear it out along dotted line, fill in your wants on the reverse side, and mail it with the price as noted.

---

**SEE THE OTHER SIDE**





# SPALDING ATHLETIC LIBRARY

## SPALDING OFFICIAL ANNUALS

- No. 1. SPALDING'S OFFICIAL BASE BALL GUIDE. . . . Price 10c.  
No. 1S. SPALDING'S OFFICIAL BASE BALL GUIDE. (Spanish Edition) . Price 10c.  
No. 2. SPALDING'S OFFICIAL FOOT BALL GUIDE. . . . Price 10c.  
No. 6. SPALDING'S OFFICIAL ICE HOCKEY GUIDE. . . . Price 10c.  
No. 7. SPALDING'S OFFICIAL BASKET BALL GUIDE. . . . Price 10c.  
No. 7A. SPALDING'S OFFICIAL WOMEN'S BASKET BALL GUIDE. Price 10c.  
No. 9. SPALDING'S OFFICIAL INDOOR BASE BALL GUIDE. . Price 10c.  
No. 12A. SPALDING'S OFFICIAL ATHLETIC RULES. . . . Price 10c.  
No. 1R. SPALDING'S OFFICIAL ATHLETIC ALMANAC. . . . Price 25c.  
No. 3R. SPALDING'S OFFICIAL GOLF GUIDE. . . . Price 25c.  
No. 55R. SPALDING'S OFFICIAL SOCCER FOOT BALL GUIDE. . Price 25c.  
No. 57R. SPALDING'S LAWN TENNIS ANNUAL. . . . Price 25c.  
No. 59R. SPALDING'S OFFICIAL BASE BALL RECORD. . . . Price 25c.

### Specially Bound Series of Athletic Handbooks

Flexible binding. Mailed postpaid on receipt of 50 cents each number.

- No. 501L. STROKES AND SCIENCE OF LAWN TENNIS  
No. 502L. HOW TO PLAY GOLF  
No. 503L. HOW TO PLAY FOOT BALL  
No. 504L. ART OF SKATING  
No. 505L. GET WELL—KEEP WELL  
No. 506L. HOW TO LIVE 100 YEARS  
No. 507L. HOW TO WRESTLE  
No. 508L. HOW TO PLAY LAWN TENNIS; HOW TO PLAY  
TENNIS FOR BEGINNERS  
No. 509L. BOXING  
No. 510L. DUMB BELL EXERCISES  
No. 511L. JIU JITSU  
No. 512L. SPEED SWIMMING  
No. 513L. WINTER SPORTS  
No. 514L. HOW TO BOWL  
No. 515L. HOW TO SWIM AND COMPETITIVE DIVING.  
No. 516L. SCHOOL TACTICS AND MAZE RUNNING; CHILDREN'S GAMES.  
No. 517L. TEN AND TWENTY MINUTE EXERCISES  
No. 518L. INDOOR AND OUTDOOR GYMNAS TIC GAMES  
No. 519L. SPALDING'S OFFICIAL BASE BALL GUIDE  
No. 520L. SPALDING'S OFFICIAL FOOT BALL GUIDE  
No. 521L. SPALDING'S OFFICIAL BASKET BALL GUIDE  
No. 522L. GOLF FOR GIRLS  
No. 523L. HOW TO PLAY BASE BALL; HOW TO MANAGE  
A TEAM, ETC.  
No. 524L. SPALDING'S LAWN TENNIS ANNUAL  
No. 525L. HOW TO PITCH; READY RECKONER OF BASE  
BALL PERCENTAGES  
No. 526L. HOW TO CATCH; HOW TO BAT

In addition to above, any 25 cent "Red Cover" book listed in Spalding's Athletic Library will be bound in flexible binding for 50 cents each; or any two 10 cent "Green Cover" or "Blue Cover" books in one volume for 50 cents.

(Continued on the next page.)

ANY OF THE ABOVE BOOKS MAILED POSTPAID UPON RECEIPT OF PRICE

# SPALDING ATHLETIC LIBRARY

## Group I. Base Ball

- "Blue Cover" Series, each number 10c.*  
 No. 1 Spalding's Official Base Ball Guide  
 No. 1S Spalding's Official Base Ball Guide, Spanish Edition.  
 No. 202 How to Play Base Ball  
 No. 219 Ready Reckoner of Base Ball  
 No. 223 How to Bat [Percentages  
 No. 224 How to Play the Outfield  
 No. 225 How to Play First Base  
 No. 226 How to Play Second Base  
 No. 227 How to Play Third Base  
 No. 228 How to Play Shortstop  
 No. 229 How to Catch  
 No. 230 How to Pitch  
 No. 231 How to Organize a Base Ball League [Club  
 How to Organize a Base Ball  
 How to Manage a Base Ball Club  
 How to Train a Base Ball Team  
 How to Captain a Team  
 Technical Base Ball Terms  
 No. 232 How to Run Bases  
 No. 350 How to Score  
 No. 355 Minor League Base Ball Guide  
 No. 356 Official Book National League  
 No. 9 Spalding's Official Indoor Base Ball Guide

- "Red Cover" Series, each number 25c.*  
 No. 59R. Official Base Ball Record  
 No. 75R. How to Umpire

## Group II. Foot Ball

- "Blue Cover" Series, each number 10c.*  
 No. 2 Spalding's Official Foot Ball Guide  
 No. 353 Official College Soccer Guide  
*"Red Cover" Series, each number 25c.*  
 No. 39R. How to Play Soccer  
 No. 47R. How to Play Foot Ball  
 No. 55R. Spalding's Official Soccer Foot Ball Guide

## Group III. Tennis

- "Blue Cover" Series, each number 10c.*  
 No. 157 How to Play Lawn Tennis  
 No. 363 Tennis Errors and Remedies  
*"Green Cover" Series, each number 10c.*  
 No. 1P. How to Play Tennis—For Beginners. By P. A. Vaile  
*"Red Cover" Series, each number 25c.*  
 No. 2R. Strokes and Science of Lawn Tennis  
 No. 26R. Official Handbook National Squash Tennis Association  
 No. 42R. Davis Cup Contests in Australasia  
 No. 57R. Spalding's Lawn Tennis Annual

## Group IV. Golf

- "Green Cover" Series, each number 10c.*  
 No. 2P. How to Learn Golf  
*"Red Cover" Series, each number 25c.*  
 No. 3R. Spalding's Official Golf  
 No. 4R. How to Play Golf [Guide  
 No. 63R. Golf for Girls

## Group V. Basket Ball

- "Blue Cover" Series, each number 10c.*  
 No. 7 Spalding's Official Basket Ball Guide  
 No. 7A Spalding's Official Women's Basket Ball Guide  
 No. 193 How to Play Basket Ball

## Group VI. Skating and Winter Sports

- "Blue Cover" Series, each number 10c.*  
 No. 6 Spalding's Official Ice Hockey  
 No. 14 Curling [Guide  
*"Red Cover" Series, each number 25c.*  
 No. 8R. The Art of Skating  
 No. 20R. How to Play Ice Hockey  
 No. 28R. Winter Sports  
 No. 72R. Figure Skating for Women

## Group VII. Field and Track Athletics

- "Blue Cover" Series, each number 10c.*  
 No. 12A Spalding's Official Athletic Rules  
 No. 27 College Athletics  
 No. 55 Official Sporting Rules  
 No. 87 Athletic Primer  
 No. 156 Athletes' Guide  
 No. 178 How to Train for Bicycling  
 No. 182 All Around Athletics  
 No. 255 How to Run 100 Yards  
 No. 302 Y. M. C. A. Official Handbook  
 No. 317 Marathon Running  
 No. 342 Walking for Health and Competition  
 No. 362 Track, Relay and Cross Country Rules of the National Collegiate Athletic Ass'n.  
*"Green Cover" Series, each number 10c.*  
 No. 3P. How to Become an Athlete By James E. Sullivan  
 No. 4P. How to Sprint  
*"Red Cover" Series, each number 25c.*  
 No. 1R. Spalding's Official Athletic Almanac  
 No. 17R. Olympic Games, Stockholm, 1912 [book  
 No. 45R. Intercollegiate Official Hand-  
 No. 48R. Distance and Cross Country Running  
 No. 70R. How to Become a Weight Thrower

(Continued on the next page.)

# SPALDING ATHLETIC LIBRARY

## Group VIII. School Athletics

- "Blue Cover" Series, each number 10c.*  
No. 246 Athletic Training for School-boys  
*"Red Cover" Series, each number 25c.*  
No. 61R. School Tactics and Maze Running; Children's Games  
No. 66R. Calisthenic Drills and Fancy Marching and Physical Training for the School and Class Room  
No. 71R. Public Schools Athletic League Official Handbook  
No. 74R. Schoolyard Athletics

## Group IX. Water Sports

- "Blue Cover" Series, each number 10c.*  
No. 128 How to Row  
No. 129 Water Polo [Guide  
No. 361 Intercollegiate Swimming  
*"Red Cover" Series, each number 25c.*  
No. 36R. Speed Swimming  
No. 37R. How to Swim  
No. 60R. Canoeing and Camping

## Group X. Athletic Games for Women and Girls

- "Blue Cover" Series, each number 10c.*  
No. 7A Spalding's Official Women's Basket Ball Guide  
*"Blue Cover" Series, each number 25c.*  
No. 314 Girls' Athletics  
*"Red Cover" Series, each number 25c.*  
No. 38R. Field Hockey  
No. 41R. Newcomb  
No. 63R. Golf for Girls  
No. 69R. Girls and Athletics

## Group XI. Lawn and Field Games

- "Blue Cover" Series, each number 10c.*  
No. 167 Quoits  
No. 170 Push Ball  
No. 180 Ring Hockey  
No. 199 Equestrian Polo  
No. 201 How to Play Lacrosse  
No. 207 Lawn Bowls  
*"Red Cover" Series, each number, 25c.*  
No. 6R. Cricket, and How to Play It  
No. 43R. Archery, Roque, Croquet, English Croquet, Lawn Hockey, Tether Ball, Clock Golf, Golf-Croquet, Hand Tennis, Hand Polo, Wicket Polo, Badminton, Drawing Room Hockey, Garden Hockey, Basket Goal, Volley Ball Rules and Pin Ball

## Group XII. Miscellaneous Games

- "Blue Cover" Series, each number 10c.*  
No. 13 American Game of Hand Ball  
No. 364 Volley Ball  
*"Red Cover" Series, each number 25c.*  
No. 49R. How to Bowl  
No. 50R. Court Games

## Group XIII. Manly Sports

- "Blue Cover" Series, each number 10c.*  
No. 191 How to Punch the Bag  
No. 282 Roller Skating Guide  
*"Red Cover" Series, each number 25c.*  
No. 11R. Fencing Foil Work Illustrated  
No. 19R. Professional Wrestling [ed  
No. 21R. Jiu Jitsu  
No. 25R. Boxing  
No. 30R. The Art of Fencing  
No. 65R. How to Wrestle

## Group XIV. Calisthenics

- "Red Cover" Series, each number 25c.*  
No. 10R. Single Stick Drill  
No. 16R. Team Wand Drill  
No. 22R. Indian Clubs and Dumb Bells and Pulley Weights  
No. 24R. Dumb Bell Exercises  
No. 73R. Graded Calisthenics and Dumb Bell Drills

## Group XV. Gymnastics

- "Blue Cover" Series, each number 10c.*  
No. 124 How to Become a Gymnast  
No. 254 Barnjum Bar Bell Drill  
No. 287 Fancy Dumb Bell and Marching Drills  
*"Red Cover" Series, each number 25c.*  
No. 14R. Trapeze, Long Horse and Rope Exercises  
No. 34R. Grading of Gym. Exercises  
No. 40R. Indoor and Outdoor Gymnastic Games  
No. 52R. Pyramid Building  
No. 56R. Tumbling for Amateurs and Ground Tumbling  
No. 67R. Exercises on the Side Horse; Exercises on the Flying Rings.  
No. 68R. Horizontal Bar Exercises; Exercises on Parallel Bars

## Group XVI. Home Exercising

- "Blue Cover" Series, each number 10c.*  
No. 161 Ten Minutes' Exercise for  
No. 185 Hints on Health [Busy Men  
No. 325 Twenty-Minute Exercises  
*"Red Cover" Series, each number 25c.*  
No. 7R. Physical Training Simplified  
No. 9R. How to Live 100 Years  
No. 23R. Get Well; Keep Well  
No. 33R. Tensing Exercises  
No. 51R. 285 Health Answers  
No. 54R. Medicine Ball Exercises, Indigestion Treated by Gymnastics, Physical Education and Hygiene  
No. 62R. The Care of the Body  
No. 64R. Muscle Building; Health by Muscular Gymnastics



JOHN B. FOSTER,  
Editor Spalding's Official Base Ball Record and Spalding's Official  
Base Ball Guide.

SPALDING "RED COVER" SERIES OF  
ATHLETIC HANDBOOKS  
No. 59R

# SPALDING'S OFFICIAL BASE BALL RECORD

---

---



TWELFTH YEAR

**1919**

EDITED BY JOHN B. FOSTER  
COMPILED BY CHARLES D. WHITE

PUBLISHED BY  
**AMERICAN SPORTS PUBLISHING COMPANY**  
45 ROSE STREET, NEW YORK

Copyright, 1919, by American Sports Publishing Company

GV 877  
S735

# Contents

---

## PART I.

	PAGE
Introduction .....	3
John Arnold Heydler.....	5
Year in Base Ball.....	9
Spalding Base Ball Hall of Fame.....	21
World Series of 1918.....	30
Composite Box Score of 1918 World Series.....	40
Major Interleague Pre-Season Games.....	41
Twenty Innings Without a Run.....	42
Annual Meetings .....	43
Options and Drafts .....	45
Major League Statistics.....	47
Major League Best Performances, 1918.....	56
Comparing 1918 National League Records With Other Years.....	61
Walter Johnson in Extra Innings.....	84
Safe Hits in Consecutive Games.....	103

### OFFICIAL AVERAGES.

American Association .....	93
American League .....	77
Eastern League .....	114
International League .....	85
National League .....	63
Pacific Coast League.....	119
Pacific Coast International League.....	100
Southern Association .....	104
Virginia League .....	116
Western League .....	109

## PART II.—RECORDS OF PREVIOUS YEARS.

c  
c  
c  
c  
c  
c  
c

See Page 121 for Contents.

## PART III.—COLLEGE RECORDS.

Page 214.

©CLA511643

FEB 20 1919

## Introduction

From the date that the United States of America declared that a state of war existed between our country and Germany, it was inevitable that Base Ball would, at some time or another, be affected by the beginning of such an abnormal condition. It was a question of time and results as to when the blight of war would be most severely felt, and a question as to the duration and necessities of the war as to how it would be felt.

At no time did organized Base Ball lag in its duties or try to do other than co-operate with its country. Indeed, had organized Base Ball not received indirect assurance that a clear track was in front of it and that it should go ahead, it might never have begun the season of 1918. It would have been far easier not to have started than to have started and felt forced to cease activities. There was no intimation at the beginning of the year 1918 that Base Ball was not acceptable. Quite the contrary, all the newspapers handsomely supported Base Ball and fitted themselves to go forward with it in a manner even more entertaining and more complete than that of the past, everybody basing an opinion that it would be better to have the tonic of good clean sport before the public, than to have citizens at home become morbid and misanthropic on the subjects which were demanding international attention.

The work or fight order of the Provost Marshal's office of the United States army was not dreamed of nor anticipated, and it was that order which really made Base Ball an impossibility. It gathered to the active forces of the United States all the available man power within the limit of the draft years. The law was not quite clearly understood at the beginning, the more so as there were those who believed that the national game was as essential as the theater and the moving picture industry. When a ruling was made, it was immediately apparent to all who knew professional Base Ball well that it would be impossible to go on. The major leagues, which were perfectly willing to abide by any desire of the Government, still wished to preserve intact a record for continuity that never had been broken since their organization, and asked for an extension. This was granted, but not in such a way that the major league seasons could be completed in toto.

Most of the minor leagues had abandoned their seasons early. This, too, was due to the fact that they could not get and hold players. The International League was the only minor organization which "carried on" to the finish.

A few of the players showed some disposition to evade the front by "jumping" to outside teams. It may not be out of place to state here that some of them at least were offered financial inducement, and such offers were no less censurable than the conduct of those who jumped. To the credit of organized Base Ball, however, let it be stated that not a half dozen out-and-out quitters can be found in the ranks of the players, and the players

as a whole are entitled to this recognition, because those who have been free with criticism and unfamiliar with the facts, have attempted to make it appear that the body general of ball players was involved. That is absolutely not true.

The "Little Red Book," as it has been facetiously called, makes its appearance in 1919 for the benefit of Base Ball enthusiasts with the records of the abridged season exactly as they have been published at the close of all seasons.

For a few weeks after the suspension of the major league seasons none knew what the future had in store. Base Ball, through its owners and through those who loved it devotedly as the national game for more than a quarter of a century, was shrouded in gloom. For this, much was due to the fact that those who were responsible for the conduct of the game felt that their motives had been misconstrued. There are no more patriotic citizens than those at the head of organized Base Ball.

Fortunately for all, the shadow has lifted. The signing of the armistice by the powers involved in the war has ended hostilities. We earnestly pray, not only ended them for the period in which we are living, but for all time. Always brutal at its best, war, with modern engineering appliances, has become more horrible than the imagination had been able to conceive. Base Ball now will go on. Our national game is the one great sport of the world to-day. Results seem to have made that plain. It is the greatest sport that has been devised and amplified in any country. It is being played now by more thousands than ever before, and it will continue to be played by more thousands as the years go by. It will be witnessed by more thousands. The returning soldiers are perhaps even more enthusiastic about it than those who have remained at home. This is gathered by their conversation and by their inquiries for knowledge. Our national game is the game of our soldiers, and our soldiers are the admiration of our country. Truly this is a fit combination for this sport of ours, which is identified so closely with American history since 1870.

JOHN B. FOSTER,

Editor Spalding's Base Ball Record  
and Spalding's Base Ball Guide.



## John Arnold Heydler

BY JOHN B. FOSTER.

The National League has a new president, whose term began in December, 1918. His name is John Arnold Heydler, and he combines the offices of president, secretary and treasurer, the latter two being held by him before the members of the National League circuit made him president for three years.

Mr. Heydler was born in Lafargeville, N. Y., a town that is situated near the Canadian border; in fact, within walking distance, one might say, from Clayton, of Thousand Island fame. From there in early boyhood he removed to Rochester with his parents, where he learned the printers' trade, thereby following the footsteps of many other Americans who have been printers' "devils."

The next step in his career was to accept a position in the Government printing office at Washington. Leaving that, he associated himself with Mergenthaler, the inventor of the linotype machine, and an invention which was to revolutionize typesetting for newspapers and for book print. He was fortunate enough to be in with Mergenthaler to the "finish," so to speak, and saw the machine become a success. Then he accepted a position as linotype operator on the *Washington Star*. While a printer he also assisted in reporting games—outdoor games—a practice which was by no means uncommon in cities larger than Washington. It was this which drew him into Base Ball, in which he was particularly interested, and that, too, is exactly what befalls ninety printers out of one hundred—they get interested in Base Ball.

While a resident of Washington and still engaged with the *Washington Star*, Mr. Heydler played Base Ball himself. He was president for some time of the Washington Light Infantry Athletic Association. He intimates that he considered strongly at one time the advisability of going into the Virginia League as a regular player. In the early twenties of his life he became ill and for some time was compelled to cease all athletic activity. While convalescing he watched ball games, one of the best recreations in the world for convalescents. He happened to be present one afternoon when the umpire did not appear and he was asked to umpire. He filled the position and must have succeeded, for he was invited to umpire again. Few are the men who have been thus fortunate. Among other games which he umpired were those for the University of Virginia.

While this was going on, Mr. Heydler was fortunate enough to make the acquaintance of Nicholas E. Young, then president of the National League, and it was through Mr. Young that Mr. Heydler essayed to become a National League umpire. His first attempt at major league umpiring took place one afternoon in Washington when the regular umpire failed to make train connections. Mr. Young suggested that Mr. Heydler become the substitute and he accepted. The game was between Washington and Pittsburgh.

Subsequent to that, Mr. Heydler made the circuit of the National League as an umpire. The further that he traveled and the longer that he remained, the more determined his conviction that the position of National League umpire was not intended for a man without a steel-clad armor, mentally and physically.

While Mr. Heydler was still a resident of Washington, and Harry Clay Pulliam was president of the National League, the latter needed someone to make up his records for him for the season of 1902. That was the first year in which Mr. Pulliam was president of the National League. Mr. Heydler did make up the records and also retained his position on the newspaper for which he worked



**JOHN A. HEYDLER,**

President, Secretary and Treasurer of the National League of Professional  
Base Ball Clubs.


in Washington. Having succeeded in this new undertaking, Mr. Heydler accepted the position of private secretary to Mr. Pulliam, which the latter offered to him. In 1907 Mr. Pulliam went a little better and asked the National League to make Mr. Heydler secretary of that organization. This was agreed upon and the new secretary assumed office for the first time as a regular official of the league.

In 1909 it will be recalled that Mr. Pulliam's health failed him and he was granted a vacation. In the meantime Mr. Heydler acted as president. Shortly after the return of Mr. Pulliam, in a moment of temporary aberration mentally, he took his life. Again Mr. Heydler became acting president until such time as the league could take action. The successor to Mr. Pulliam was Thomas Lynch. Mr. Heydler was not a candidate to succeed Mr. Pulliam, in spite of the fact that it has been variously asserted he was. After the term of Thomas Lynch was ended, former Governor John K. Tener became president of the National League. He resigned from office in 1918 and again Mr. Heydler became the acting president of the league. He was unanimously elected to the office which he now holds.

To those who have known John A. Heydler intimately has fallen the pleasure of knowing a real man. It is possible that all such have not invariably agreed with him. That is the real privilege of being a member of the citizenship of the world. If we all agreed, we never would progress. We should become heavy, dull pated, stolid mentally and non-progressive generally. Mr. Heydler acts from the convictions to which he tries to bring a free mind. His conclusions may not be in conformity with those of the party of the second part, but the party of the second part invariably carries away with him the assurance that the party of the first part is trying to be right. That is more than half way in any argument. He is a democratic man, a man who never hesitates at work, and one who is better satisfied to do something well without ornaments than to turn forth a great many ornaments with a foundation of gingerbread. The writer knew him when he was an umpire and has had the unalloyed pleasure of knowing him ever since. There was a time when one was in New York and the other in Washington, when there were not so many opportunities to meet, but the pleasure of the acquaintance never has ceased.

Whatever Mr. Heydler tries to do for Base Ball in his capacity as principal executive of the National League, he will try to do well; but no matter what he tries, he will not be thoroughly successful if he does not receive sincere co-operation. That has been proved too often. He is approachable and will discuss Base Ball to the last stroke of the clock and is perfectly willing not to discuss Base Ball politics, which have too often succeeded Base Ball as a sport. There would be no Base Ball politics if the critics of the game absolutely and unreservedly ceased to write about that which is supposed to be Base Ball politics. Such questions are usually dormant unless there is someone to stir the pudding. Mr. Heydler's amusements are golf, fishing, the ocean and music. Although not a musician, he enjoys music.

He has accepted his office in a quiet, matter-of-fact manner, and the affairs of the National League are going on as they did prior to the day that he was not president. The writer's belief is that they will thus continue to go on until the term of his office is at an end. He will do his part every minute to try to make Base Ball successful. He will do it because he is of the school of men who are in Base Ball with that deep-seated love of the sport that no human being on earth ever can know unless he has been through Base Ball from the "days of its infancy" to the present.



B. B. JOHNSON,  
President American League; Member National Commission.  
Copyright, 1905, by Chickering, Boston.

## PART I—RECORDS OF 1918

### The Year in Base Ball

#### JANUARY.

- 3—Tesreau, New York N. L., was first major league player to sign contract for 1918.  
 4—Doyle and Wilson, Chicago N. L., were exchanged to Boston N. L. for Tyler.—Charles G. Williams resigned as secretary of the Chicago N. L. club.—U. J. Herrmann, Chicago, was elected treasurer of Boston A. L. club and H. H. Frazee was re-elected president.—Yingling was reinstated by National Commission.  
 7—William F. Baker was re-elected president of the Philadelphia N. L. club for five years.  
 8—Herzog, second baseman New York N. L., was transferred to Boston N. L. for Doyle, formerly of Chicago, and Barnes, pitcher.  
 9—Brooklyn transferred Cutshaw and Stengel to Pittsburgh for Ward, Mamaux and Grimes.  
 10—McInnis, Philadelphia A. L., was transferred to Boston A. L.  
 19—Alfred H. Pardee, former Pittsburgh N. L. pitcher, died at Columbus, Ohio.  
 22—Cullop, Shocker, Nunamaker, Maisel and Gedeon were transferred by New York A. L. to St. Louis A. L. for Pratt and Plank.—Herman Seekamp, business manager for St. Louis N. L., resigned.  
 28—Harry Davis, long captain and coach of the Philadelphia A. L. team, announced his retirement from Base Ball after a career of twenty-five years on the diamond.

#### FEBRUARY.

- 4—Jack Crooks, former second baseman of St. Louis Nationals and other clubs, died at St. Louis.  
 11—E. G. Barrow was made manager of Boston A. L. after resigning International League presidency.  
 13—John J. Evers signed a contract with Boston Americans.—Joseph Jackson was re-elected president of the Base Ball Writers' Association and Joseph McCready secretary.  
 14—Henry was transferred from Washington to Boston N. L.  
 22—Navy teams played Base Ball in the snow at Newport.

#### MARCH.

- 4—Buffalo Base Ball club was sold under involuntary bankruptcy proceedings to Al G. Irr.  
 8—Bodie was transferred to the New York A. L. club from Philadelphia A. L.  
 9—Magee was transferred to Cincinnati in exchange for Hendryx, transferred to St. Louis A. L. by New York A. L., an infielder to go to New York from Cincinnati.  
 10—James McCormick, veteran National League pitcher, died at Paterson, N. J.  
 24—Boston A. L. defeated Brooklyn, 6-1, at Hot Springs.  
 26—Cornelius How, former Cincinnati N. L. player, died at Cincinnati.—Philadelphia A. L. defeated Pittsburgh, 4-2, at Jacksonville.  
 27—Cincinnati defeated Cleveland, 3-1, at Montgomery, Ala.—Brooklyn N. L. defeated Boston A. L., 3-2, at Hot Springs.  
 28—International League decided to discontinue.  
 29—Boston N. L. defeated Philadelphia N. L., 6-2, at Miami.  
 30—Pittsburgh defeated Philadelphia A. L., 8-7, at Jacksonville.—Boston A. L. defeated Brooklyn, 4-3, at Hot Springs, Ark.  
 31—Boston A. L. defeated Brooklyn, 7-4, at Hot Springs, Ark.

#### APRIL.


- 1—Detroit defeated Cincinnati, 7-1, at Waxahachie, Tex.  
 2—Detroit defeated Cincinnati, 4-3, at Fort Worth, Tex.—New York A. L. defeated Boston N. L., 13-9, at Augusta, Ga.—Brooklyn defeated Boston A. L., 2-1, at Waco, Tex.

- 4—Cincinnati defeated Detroit, 5-3, at Wichita Falls, Tex.—Cleveland defeated New York N. L., 4-1, at Dallas.—Boston A. L. defeated Brooklyn, 10-4, at Austin, Tex.—New York A. L. defeated Boston N. L., 3-2, at Orangeburg, S. C.—New International League was organized in New York City.
- 5—Brooklyn defeated Boston A. L., 5-3, at Houston, Tex.—New York A. L. defeated Boston N. L., 10-0, at Columbia, S. C.
- 7—Detroit defeated Cincinnati, 5-2, at Oklahoma City.—In spring series St. Louis A. L. defeated St. Louis N. L., 2-1, Lowdermilk pitching against May.—New York N. L. defeated Cleveland, 6-0, at Houston, Tex.
- 8—Detroit defeated Cincinnati, 12-5, at Muskogee, Okla.—Boston N. L. defeated New York A. L., 2-0, at Spartanburg, S. C.—Pittsburgh and Philadelphia A. L. played five innings, 0-0.—Brooklyn and Boston A. L. played 6-6, twelve-inning tie at Mobile, Ala.—Cleveland defeated New York N. L., 10-0, at New Orleans, La.
- 9—Detroit defeated Cincinnati, 14-9, at Fort Smith, Ark.—New York A. L. defeated Boston N. L., 1-0, at Charlotte, N. C.—Cleveland and New York N. L. played 7-7, five-inning tie at Camp Shelby.—Philadelphia N. L. defeated Washington, 5-2, at Columbia, S. C., in ten innings.—Brooklyn defeated Boston A. L., 3-1, at Birmingham, Ala.
- 10—Detroit defeated Cincinnati, 5-3, at Little Rock, Ark.—Philadelphia A. L. defeated Pittsburgh, 4-2, at Spartanburg, S. C.—New York N. L. defeated Cleveland, 4-1, at New Orleans.
- 11—Cincinnati defeated Detroit, 5-4, at Little Rock, Ark.
- 12—Detroit defeated Cincinnati, 8-2, at Memphis, Tenn.—St. Louis A. L. defeated St. Louis N. L., 6-3 Shocker and Meadows.—New York N. L. defeated Cleveland, 5-1, at Chattanooga.
- 13—Detroit defeated Cincinnati, 11-4, at Cincinnati.—St. Louis A. L. defeated St. Louis N. L., 5-4, Gallia against Packard.—Cleveland defeated New York, N. L., ten innings, 5-4, at Lexington, Ky.
- 14—Cincinnati defeated Detroit, 4-2, at Cincinnati.—St. Louis A. L. defeated St. Louis N. L., 3-1, Lowdermilk and Doak.
- 15—American League season opened at Boston and Washington, Boston defeating Philadelphia and New York defeating Washington.—Evers resigned from Boston A. L. club.—Lajoie, declared a free agent by National Commission, assumed management of Indianapolis club.
- 16—National League season opened at New York, record crowd; Cincinnati, St. Louis and Philadelphia.—American League opened at Chicago.—Schneider, Cincinnati, pitched a one-hit game on opening day against Pittsburgh.—Mayer, Philadelphia N. L., pitched a two-hit game against Boston.—Mays, Boston A. L., pitched a one-hit game against Philadelphia.
- 17—Schang, Boston A. L., singled to right in ninth with bases full and defeated Philadelphia.—New York A. L. won first twelve-inning game of season from Washington.
- 18—Cincinnati scored four runs in ninth, defeating Pittsburgh, 7-6.—Gandil, Chicago A. L., made three hits in three times at bat.—American League season began in Cleveland after two postponements.
- 19—Washington's lone run in ninth defeated Philadelphia.—Meusel batted ball into Philadelphia N. L. bleachers in tenth and defeated Boston.
- 20—Doyle, New York N. L., batted a home run and two singles in three times at bat.
- 21—Seventeen bases on balls and six double plays were part of the Cleveland-St. Louis game.
- 22—Burns, New York N. L., batted a home run against Boston with Kauff on base and won for Giants.
- 23—Zimmerman, New York N. L., hit for three bases with bases full against Boston.—Thormahlen, New York A. L., pitched two-hit game against Boston, but lost, 1-0.
- 24—Burns, Philadelphia A. L., batted a home run with two on bases and defeated Boston, 3-0.
- 25—McCarty's triple and a sacrifice won in tenth for New York against Brooklyn.—Hendrix, Chicago N. L., made a single, double and triple in three times at bat against Horstmann and Packard.
- 26—Jackson, Chicago A. L., made four hits in four times at bat against St. Louis, drove in five runs and scored one.—Eddie Collins, Chicago A. L., was credited with playing 473 straight games, a new record for continuous playing.—Oakland defeated Vernon, 3-1, in seventeen innings, Martin pitching for the winners against Quinn.

- 27—New York N. L. lost its first game of season to Brooklyn.  
 28—Cincinnati made a triple play, Groh, L. Magee to S. Magee, third, second, first; St. Louis was the victim. Smith, St. Louis made four hits in four times at bat against Schneider.  
 30—Grover Cleveland Alexander, Chicago N. L. pitcher, left his home for Camp Funston to be inducted into military service.

## MAY.

- 1—Sisler won for St. Louis A. L. in tenth with base hit, scoring runner from second.—American Association opened season.  
 2—No Pittsburgh player reached first base against Ames after first inning.  
 3—Hendrix, Chicago, gave four bases on balls in eighth inning to Cincinnati.—Chicago A. L. made twenty-five hits off James, Coveleskie and Hall, Detroit.—Pipp, New York A. L., won by driving run home in tenth with a single. Baker and Pratt assisted.  
 4—Philadelphia A. L. scored in the eleventh against Washington in a 1-0 game.  
 6—Chicago N. L., after nine consecutive victories, lost to Pittsburgh, Hamilton pitching.—Schalk's triple cleared the bases against Coumbe, Cleveland, second inning.  
 7—Ruth, Boston A. L., made third home run hit in three consecutive games.  
 8—Cincinnati made nine runs in ninth against Meadows and May, St. Louis, and won, 9-6.—Washington made eight runs in the fifth and five in the sixth against Bush, Mays and Wyckoff, Boston.—Binghamton won a seventeen-inning game from Toronto, 3-2.—After tying the game in the ninth inning, Birmingham won from Chattanooga, 4-3, in thirteenth inning.  
 9—Paskert, Chicago N. L., made three hits in three times against Pittsburgh.—New York N. L. defeated Philadelphia, winning eighteen out of nineteen games in East.—Washington defeated Boston, latter losing first place in race. Ruth batted three doubles, a triple and a single in five times at bat.—Cleveland won from Detroit and took lead in American League race.—Fort Worth and Shreveport played a 1-1, twenty-inning tie game.  
 10—New York N. L. lost to Pittsburgh, Hamilton pitching his sixth successive winning game and enlisting in navy after it. New York made four hits.—Burns, first baseman for Philadelphia A. L., scored a home run on a drive which cleared the left field wall at Shibe Park, the first time this feat has been accomplished since the opening of the park.  
 11—Perry, Philadelphia A. L., allowed Chicago but one hit and won, 1-0.  
 12—Chicago's one run in a six-inning game ended by rain defeated Cleveland.  
 13—St. Louis N. L. made but two hits against Oeschger, Philadelphia, and both in the first inning, one a home run, scoring two men ahead. Game ended 3-3, in eleven innings.—Merkle, Chicago N. L., made four hits in four times at bat.—Walker, Philadelphia A. L., made four hits, including a home run, in four times at bat against Danforth, Chicago.  
 14—Protested game between St. Louis and Cincinnati N. L. was decided in favor of St. Louis.—Vaughn, Chicago N. L., lost to Boston after winning five straight.—Announcement was made that Sunday Base Ball could be played in Washington, D. C.  
 15—Oliver P. Tebeau, former manager of Cleveland club, died at St. Louis.—Ball and Bat Day in western circuit of National League.—Washington defeated Chicago, 1-0, eighteen innings. Chicago made ten hits against Johnson. Williams, Chicago pitcher, struck out five times in succession. Game played in 2 hours 47 minutes. Not an error or substitution made. Ainsmith singled, went to third on Johnson's single and scored on wild pitch in eighteenth.—Columbus made one hit against Adams.—Cleveland lost to Philadelphia in thirteenth and New York A. L. to St. Louis in twelfth.—Shocker, St. Louis, gave ten bases on balls.—McHenry, Milwaukee, batted home run with bases filled in first; made a second home run in sixth.—After playing scoreless game for eight innings, Little Rock made ten runs in the ninth and won from Birmingham, 10-0.  
 16—Philadelphia A. L. and Cleveland made fourteen errors between them. Sanders, Pittsburgh, drove home two and winning run with triple.—Boston A. L. made six runs with six hits in one inning against Detroit, one a home run by Hooper.—Washington and Chicago played second extra inning game in succession, Chicago winning, 4-2, in eleven innings.—Salt Lake defeated Vernon, 3-2, sixteen innings.  
 17—Fred Chandler, vice-president of the Philadelphia N. L. club, died in that city.—Minneapolis franchise was sold to local citizens.



AUGUST ("GARRY") HERRMANN,  
Chairman National Commission.



- 18—Chicago and Washington played their third extra inning game, Chicago winning, 5-3, in thirteen innings.—Boston won all the series of four from Detroit.—St. Louis A. L. scored four runs in ninth with two out and defeated New York.—Cincinnati lost to New York after eight successive victories.—Smith, Boston N. L., batted safely ten times in succession in two games.—New York N. L. procured Niehoff from St. Louis.—Milwaukee lost first place in American Association race.
- 19—Washington played its first Sunday game in the national capital and defeated Cleveland, 1-0, in twelve innings.—Anglo-American League played in London, Army defeating Navy, 7-6.
- 20—Kopp, Athletics, with two out and bases full, stole home in fourteenth inning, defeating Detroit, 5-4.—Boston scored seven runs on six hits and an error in the fifth inning against Cleveland.—Cincinnati made six hits in fifth and scored four runs, defeating Boston.
- 21—Cincinnati made six hits in second and scored seven runs against Nehf, Boston.
- 22—Thormahlen, New York A. L., pitched fourteen-inning shutout against Chicago.—Pittsburgh defeated Philadelphia, 6-5, in twelve innings.
- 23—Morton, Cleveland, pitched one-hit game against Boston, Cleveland winning, 1-0.—New York won from St. Louis N. L., 6-4, in fourteen innings. Kauf, New York, struck out five times against May, Doak and Sherdel.
- 24—Washington and Detroit played sixteen-inning, 2-2 tie.—President Wilson attended the game in Washington and threw out the first ball, applauding heartily when a Red Cross speaker described Base Ball as the cleanest sport in the world.—Cincinnati defeated Philadelphia in eleventh.—Ralph Sharman, former Giant, was drowned at Camp Sheridan.—Little Rock won the first game of a double-header from New Orleans, 3-2, seventeen innings.
- 25—Shaw pitched three-hit game for Washington against Detroit, yet latter won, 1-0.
- 26—Philadelphia made a triple play against Cincinnati, Bancroft catching a line hit, touching second, retiring Bressler, and throwing to first before Groh could return.—Baker, New York A. L., made four hits in four times at bat against Enzmann and Groom.—Minneapolis scored but one run in two games, yet broke even with Columbus, defeating latter, 1-0, in second game.
- 27—Nashville won from Chattanooga, 20-0, getting a total of forty bases from twenty-three hits.
- 28—Chicago made but one hit against Bush, Boston, A. L., and Bush batted in only run of game.—Boston N. L. won series of three games from Pittsburgh.—Wood and O'Neill batted home runs in seventh for Cleveland, defeating New York, 3-2.—Manager George Wiltse of Buffalo had nineteen putouts at first base against Jersey City.—Mobile and Little Rock battled to a sixteen-inning tie, 6-6.
- 29—Boston defeated Washington twice, ending Johnson's run of victories.—New York A. L. defeated Philadelphia twice.
- 30—Chicago and Cincinnati broke even, morning and afternoon.—Pittsburgh and St. Louis broke even.—New York N. L. defeated Philadelphia, playing but one game.—Boston won twice from Brooklyn.—Chicago and Washington broke even.—Detroit defeated St. Louis, one game only.—New York won from Philadelphia A. L., one game only.—Washington and Boston broke even.—Louisville and Milwaukee each won twice in American Association, holding their lead.
- 31—Young, New York N. L., singled with bases filled and won, 2-1, against Philadelphia.—Cicotte, Chicago, won first game of season, defeating Cleveland.—National Commission reinstated Rudolph, Boston N. L.

## JUNE.

- 1—New York A. L. made a triple play against Chicago, Baker, Pratt to Pipp, a line drive starting the play.—Washington made seventeen hits against Cleveland.—Detroit won from Boston in thirteenth when Heilman batted over Strunk's head with a runner on base.
- 2—Cincinnati and Philadelphia jumped from Philadelphia to play a Sunday game; Philadelphia won.—Cleveland defeated Washington, 1-0, in eleventh when Shotton and Morgan collided, Chapman's fly dropping safely and Holt scored.—Barbeau stole home against Kansas City.
- 3—Gregg, Philadelphia A. L., allowed St. Louis but one hit and Philadelphia won, 2-1.—Leonard, Boston A. L., pitched no-hit game against Detroit.—Pittsburgh defeated New York, the Giants losing their first game of the season on their own grounds.—St. Louis defeated Brooklyn, 15-12, in twelve innings, and game was protested because Baird cut base line.—National Commission reinstated Bender.

- 4—St. Louis N. L. scored seven runs in thirteenth inning, defeating Brooklyn, 8-1. Score tied and three on, Kavanagh cleared the bases in thirteenth.—Kauff, first at bat for New York in ninth, made a home run and defeated Pittsburgh, 2-1.—Shaw, Washington pitcher, tripled with bases filled and won his own game from Cleveland.
- 5—New York N. L. regained first place in race by making three runs in ninth and defeating Pittsburgh, 4-3. McKechnie's wild throw to plate was responsible for winning run.—Ruth batted home run against Cleveland, his fourth in four consecutive days.—Washington defeated Detroit in eleventh, started by Almsmith's double.—Peckinpaugh tripled in eighth with bases filled and New York defeated St. Louis A. L.—National League members held a conference at New York.
- 6—St. Louis N. L. defeated New York and Giants went to second place.—Marquard pitched three-hit, 1-0 victory against Pittsburgh.—Second consecutive ten-inning game went to Boston, 1-0, against Cleveland.—Altrock pitched for Washington and defeated Detroit.
- 7—Cleveland stole seven bases against Schang, Boston.—Kauff was notified to report to army, June 24.—Nine pitchers were used in Cleveland-Boston A. L. game.
- 8—One base on balls lost Toney, Cincinnati, a 1-0 game against Boston, after winning first from St. Louis.—New York N. L. lost in eleventh when Young fell after catching fly ball. New York claimed player had held ball long enough to constitute legal catch, but claim was not allowed.—Tyler, Chicago N. L., pitched two-hit game against Philadelphia.—New York A. L. won four straight from St. Louis.—Collins, Chicago A. L., had eight putouts at second.—Newark defeated Baltimore in the first game of a double-header, 5-3, thirteen innings.—St. Paul defeated Columbus, 16-0.
- 9—St. Louis defeated New York A. L. in twelfth inning and tumbled team out of first place.—Johnson, Washington A. L., held Detroit to one hit.—Los Angeles and Oakland played a twelve-inning, 3-0 game, which the former won, while Oakland won the afternoon game, fifteen innings, 3-0.
- 10—Rudolph, Boston N. L., pitched his first game of season, holding Cincinnati to one hit, Boston winning, 1-0.—Cooper, Pittsburgh, held Brooklyn to two hits, yet lost, 2-0, because a double with two on bases won game.—Washington defeated St. Louis in fourteenth.—Boston won, 1-0, when Schalk's passed ball permitted runner to score.—Bescher stole home against Milwaukee.—Pitcher Wildbauer of Wichita won no-hit no-run game from Omaha.
- 11—Pittsburgh won from Boston, 3-2, in sixteen innings.—Causey, New York, held Chicago N. L. to one hit for five innings, but lost when Chicago made two singles and two doubles in ninth.—Cleveland defeated New York A. L., 4-3, twelve innings.—Philadelphia A. L. made sixteen hits against Detroit.—Toronto defeated Rochester, 3-2, in seventeen innings.
- 12—Fillingim pitched a three-hit game for Boston, winning, 1-0, against Pittsburgh, —Burns, New York N. L., batted a home run in first inning and Chicago lost, 1-0.—Shannon's triple and Gregg's single in ninth won for Philadelphia against Detroit.—Washington batted Shocker for six runs in ninth and defeated St. Louis, 6-4.—Six triples were made in Louisville-St. Paul game.—Minneapolis batted McQuillan for five runs in ninth and won, 9-4.
- 13—St. Louis N. L. and Philadelphia played nineteen innings, 8-8.—Fielder Jones resigned as manager of St. Louis A. L.
- 14—Johns, with two out and two on bases, batting for Sothoron, made a triple in ninth and won, 5-4, for St. Louis A. L. against Boston.—Peckinpaugh, New York A. L., accepted twelve chances at short without an error.—Leibold, Chicago A. L., batted four hits in four times at bat against Ayers, Boston.
- 15—Coombs dropped the ball while "winding up" in the ninth inning and Deal, Chicago, scored winning run against Brooklyn.—Columbus made but one hit against Adams, Kansas City.
- 17—Blackburne, Cincinnati, accepted thirteen chances without a misplay.—Cravath batted a home run in ninth, tying score for Philadelphia, latter winning in tenth from Pittsburgh.—Connie Mack asked for injunction against ruling of National Commission awarding Perry to Boston N. L.
- 18—Stock's double in the first, the only hit made by Philadelphia against Cooper, Pittsburgh, drove in winning run of 1-0 game. Twenty-six batters faced Cooper.—Detroit defeated St. Louis twice.
- 19—Brooklyn won 2-1 game from New York in thirteenth inning.—Philadelphia A. L. won first game of season in Boston.
- 20—Holke batted a home run against Coombs with two on bases.

- 21—Milan won thirteen-inning game for Washington from New York by timely single.—New York lost to Brooklyn, Marquard pitching, 1-0, New York making only two hits.—Gonzales, outfielder for St. Louis N. L., made a home run, two doubles and two singles in five times at bat.—David W. Force, shortstop for St. Louis Browns when National League was organized, died at his home in Englewood, N. J.
- 22—Detroit defeated St. Louis twice.
- 23—St. Louis defeated Detroit twice.—Kerr, Milwaukee, pitched a winning double-header against Louisville.—Minneapolis defeated Toledo twice.—Hall, St. Paul, pitched a no-hit game against Columbus, twenty-six batters facing him and eight striking out.
- 24—Rudolph lost to New York, his first defeat of the season.
- 25—Jake Beckley, formerly a player with the Pittsburgh, New York, Cincinnati and St. Louis National League clubs, died at Kansas City, aged 51.—Boston A. L. defeated New York, the first game won on the Polo Grounds by the Boston team during the year.—Cleveland and St. Louis broke even, each game by the same score, 3-2.
- 26—Vaughn, Chicago, struck out ten St. Louis N. L. batters.—After thirty-five successive innings without a run being scored against Mays, Boston A. L. was batted for two.
- 27—Myers, Brooklyn, batted a home run with two on bases in sixth, defeating Pittsburgh.—Jimmy Burke was made manager of the St. Louis A. L. club.
- 28—Harper, Washington, pitched a one-hit game against Boston, and that a home run by Ruth over the fence.—Zimmerman, New York N. L., batted in three runs and scored a fourth.
- 29—Philadelphia N. L. won its first game of season on Polo Grounds.—Dugan, Philadelphia A. L., resigned because he struck out twice with bases filled.—Southern Association closes its season, New Orleans pennant winner.
- 30—Cincinnati defeated Chicago, 7-0, in first game of double-header, and second game was an eleven-inning, 7-7 tie.—Steele, Pittsburgh N. L., held St. Louis to one hit, but lost the game by making wild throw in fourth inning.—Ruth's eleventh home run of the season in the tenth inning scored Shean and won, 3-1, for Boston over Washington.

## JULY.

- 1—St. Louis A. L. defeated Chicago twice.
- 2—Williams won for Philadelphia N. L. by batting a home run with two on bases.—Kopp, Philadelphia A. L., made four hits in four times at bat, one a triple.—Graney, pinch hitter for Cleveland, drove in two runs and scored himself on a sacrifice fly, defeating St. Louis.—Meadows, St. Louis N. L., lost a double-header to Chicago.
- 3—For seven innings Gregg, Philadelphia A. L., held Boston to one hit.—New York defeated Brooklyn twice.—St. Louis N. L. defeated Chicago after a succession of losses dating from the first game of season.
- 4—Pittsburgh, Brooklyn, Philadelphia and Chicago each won twice in National League over Cincinnati, New York, Boston and St. Louis.—Coombs, Brooklyn, tripled in tenth and scored winning run on Johnston's single.—Southworth's single drove home winning run for Pittsburgh in eleventh.—Kopp's sacrifice fly drove home winning run in eleventh with bases filled for Philadelphia A. L.—Cleveland went into first place in American League by winning twice from St. Louis.—Deal's single scored winning run for Chicago in tenth.—Philadelphia N. L. scored winning run in twelfth when Pearce tripled and scored on Konetchy's poor throw after latter had caught foul fly.—Navy defeated Army, 2-1, in London.
- 5—Schupp pitched his first game of season for New York and lost to Pittsburgh, 10-4. He gave ten bases on balls.
- 6—Chicago N. L. defeated New York, 1-0, in twelve innings, Vaughn hitting safely in twelfth with two out and two strikes, scoring Paskert.—Boston A. L. defeated Cleveland and went to first place in American League.—Pittsburgh made twenty-one hits against Rudolph and Canavan, Boston, and won, 17-1.—Philadelphia N. L. made nine runs in ninth against Schneider, Cincinnati. He held Philadelphia to one hit in eight innings and then passed first six batters in ninth. Regan pitched to two batters, one of whom singled and one walked. Toney went in and was hit safely twice, but retired the side before score was tied at ten runs each.—Chase made first home run of season by Cincinnati player on home ground.



Francis X. McQuade, Treasurer; Charles A. Stoneham, President; John J. McGraw, Vice-President and manager.

NEW OWNERS OF THE NEW YORK NATIONAL LEAGUE BASE BALL CLUB—THE GIANTS.

New York Herald Photo.

- 7—Maranville was given a ten-day furlough and permission to play with Boston Nationals.—Western League, Pacific Coast, International and Texas leagues all terminated their seasons.—Sacramento scored fifteen runs in seventh inning against Salt Lake pitcher.
- 8—New York and Chicago N. L. broke even in double-header.—Baker, New York A. L., made his one hundredth hit.—Every run made in the Cincinnati-Philadelphia game was due to a base on balls.
- 9—Thorpe batted home run into left field bleachers and won for New York from Chicago N. L. in tenth.—Cheney, Brooklyn, made five wild pitches against St. Louis.—John K. Tener, president of the National League, asserted that he would not give attention or consideration to any cases submitted to the National Commission to which the American League was a party. This was the outcome of the refusal of the Philadelphia A. L. club to abide by the decision of the National Commission in the case of player Perry, alleged to belong rightfully to the Boston N. L. club, because never reinstated for a direct violation of his contract.—Boston A. L. defeated Cleveland, 1-0, in twelve innings.
- 10—St. Louis N. L. defeated Philadelphia twice and Cincinnati defeated Brooklyn twice.—Boston A. L. was lucky enough to be ahead of Cleveland, 2-0, when rain fell in fifth.
- 11—Mayer, Pittsburgh, batted safely with two out and two strikes in ninth and scored winning run against New York.—Boston A. L. played its twenty-seventh consecutive inning without being scored against.—Douglas won both games for Chicago N. L. against Boston, 4-3 in ten innings and 3-2 in nine.—In a double-header between New York A. L. and Chicago not a strikeout was recorded in seventeen consecutive innings; New York did not have a strikeout in the nineteen innings played.
- 12—Konetchy pitched for Boston N. L. against Chicago.—Ruth, Boston A. L., doubled in second and scored against Chicago; tripled in fourth and scored, and tripled in sixth and scored in four times at bat.
- 13—Cincinnati defeated Brooklyn twice, 3-1 and 8-2.—Ruth failed to hit safely for first time since July 8.—Pratt, New York A. L., made four hits in four times at bat.
- 14—Boston N. L. defeated St. Louis twice, 8-4 and 4-3.—Toledo made ten errors in one game against Louisville.—Indianapolis defeated Columbus twice, Minneapolis defeated St. Paul twice, and Kansas City won twice from Milwaukee.—Pacific Coast League ended season, Vernon winning.
- 15—Woody, Cleveland, made four hits in four times at bat, his fourth a home run that defeated New York.—Perry, Philadelphia A. L., won twice from St. Louis.
- 16—Foster scored from first base on an outfield muff in eleventh, Washington defeating Cleveland.—Detroit defeated New York twice.—Philadelphia N. L. defeated Chicago twice.—McKechnie won for Pittsburgh in eighth inning by a home run.—Boston N. L. scored four in ninth with two-run lead, but St. Louis made three in ninth and won.
- 17—New York N. L. played a double-header against Cincinnati without an error.—Philadelphia N. L. and Chicago played twenty-one innings at Chicago, Chicago winning, 2-1, Watson pitching against Tyler.—Boston A. L. defeated St. Louis twice.
- 18—Vaughn was batted for singles in sixteenth by Z. Wheat, O'Mara and Doolan in succession, Brooklyn defeating Chicago.—Philadelphia N. L. won from Pittsburgh, 1-0, in thirteen innings.
- 19—Secretary of War Baker declared Base Ball non-essential and all its players of draft age subject to work or fight order.—Chicago made only two hits against Pfeffer, Brooklyn, who received permission from navy to pitch game.—Columbus made a triple play against Indianapolis, Barefoot, pitcher, who caught a pop fly, to second, to first.—Minneapolis scored three in ninth only to lose when Milwaukee scored four in same inning.
- 20—Bigbee's triple and Carey's single won a 1-0 game in ninth against Philadelphia for Pittsburgh.—Cleveland was given a 9-0 forfeit in Philadelphia when crowd refused to leave field in ninth inning.—Virginia League closed season, Richmond winning pennant.
- 21—Brooklyn took all the series in Chicago.—Watson pitched double-header for Philadelphia A. L. against Cleveland, losing first game and tying second.—New York N. L. defeated St. Louis twice.—American Association finishes season; Kansas City awarded pennant.—Eastern League ended its season, New London winning pennant.

- 22—Boston A. L. defeated Detroit twice.—New York and St. Louis A. L. played 4-4, fifteen inning tie, Donlin and Bierhalter umpiring, as no regular American League umpires were present.—In an exhibition game in Philadelphia, played for the benefit of the late W. I. G. Weart, Secretary of the Base Ball Writers' Association of America, Scott Perry of the Athletics allowed the Philadelphia Nationals one hit.—Lawrence Pape, former Boston A. L. pitcher, died at Pittsburgh.—Los Angeles won Pacific Coast League pennant and post-season championship series, defeating Vernon five out of seven games.
- 25—Cincinnati defeated Boston twice; Brooklyn defeated Pittsburgh twice; New York defeated St. Louis N. L. twice, and Chicago and Philadelphia divided a double-header.—Cincinnati made a triple play against Boston, the third of the season, Blackburne catching a line drive, touching second and throwing to first, runners being on both bases.—Washington won a fifteen inning, 1-0 game from St. Louis on Foster's single and a double by Judge, with two out.
- 26—Secretary of War Baker ruled that ball players were exempt from the work or fight order until September 1.—With score between Brooklyn and Pittsburgh tied in ninth, Myers tripled and Sanders gave bases on balls in succession to O'Mara, Doolan and Cheney, forcing in winning run.—Boston defeated Cincinnati twice.
- 27—Cincinnati defeated Philadelphia twice.—After Doyle's error on what should have been a third out, Pittsburgh scored five runs and defeated New York, 8-4.—St. Louis broke even with Brooklyn in a double-header, winning second game, 22-7.—Jersey City defeated Buffalo, 3-2, in nineteen-inning game at Jersey City, Lynch wresting the pitching honors from Devinney.
- 29—Three hits and a base on balls by Schneider cost Cincinnati a 5-4 game with Philadelphia.—Chicago A. L. defeated Johnson, Washington, 1-0 in thirteenth on Goode's single and Schalk's double.—Major Percy D. Haughton announced his resignation from presidency of Boston N. L. club.
- 30—Cleveland defeated Philadelphia twice.—St. Louis A. L. used five pitchers against Boston, losing 11-4.—With score nothing to nothing in eighth, Washington batted Cicotte for three runs in ninth and won.
- 31—Brooklyn defeated St. Louis twice, one game thirteen innings.—Bush, Boston A. L., made two doubles and two singles in four times at bat.—Ainsmith's triple and Johnson's single in tenth won for Washington against Chicago.

## AUGUST.

- 1—Vaughn, Chicago N. L., pitched a one-hit game against New York.—Pittsburgh and Boston played twenty innings without a run being scored; Pittsburgh winning, 2-0, in the twenty-first. Mayer and Cooper pitched against Nehf.—Baltimore defeated Rochester, 6-5, in thirteen innings.
- 2—National and American Leagues decided to end season September 2.
- 3—St. Louis N. L. defeated Philadelphia twice.
- 4—Chicago A. L. defeated Philadelphia twice and St. Louis A. L. defeated New York twice.—Cobb batted home winning run for Detroit in eighteenth inning.
- 5—Chicago A. L. defeated New York, 5-4, in fifteen innings.—Wood tripled in tenth with score a tie in ninth inning and scored winning run on Thomas' single.
- 7—Cincinnati defeated New York twice, the first games won by Cincinnati in New York during the year.—Chicago A. L. defeated New York twice.—St. Louis A. L. defeated Philadelphia twice.—Crandall pitched for Boston and defeated St. Louis N. L., 4-3, in eleven innings.
- 8—Philadelphia defeated Pittsburgh twice.
- 9—National League accepted resignation of John K. Tener, president.
- 10—New York A. L. defeated Boston twice.—Boston N. L. was twice defeated by New York; second game, 21-1.
- 11—Washington A. L. defeated Philadelphia, 3-0, Shaw allowing but three hits and only twenty-seven batters facing him.
- 12—Cincinnati and St. Louis made seven double plays.
- 13—Brooklyn defeated Philadelphia twice.—New York N. L. defeated Boston twice. Burns, New York, tripled with the bases filled in the second game.—Washington defeated Philadelphia twice.
- 15—Cincinnati tied score against New York in eighth with five runs, score standing 5-0, and won in ninth. Steele pitched for New York.
- 16—New York scored two in ninth, leading Cincinnati, 4-3, and lost in last half when Cincinnati scored two against Steele.—Wood, Cleveland, doubled and singled three times, and stole home against New York.—Detroit scored six runs in ninth against Harper, Washington, with score 6-0 in Washington's favor; Detroit won in sixteenth, 8-7.—Demmitt, St. Louis A. L., stole third with Sisler on the base.—Davenport won his second game in three days from Philadelphia A. L.

- 17—Kauff, New York N. L., dropped fly hit in ninth with two out and score 3-2 in favor of New York. Cincinnati scored tying run and won in eleventh.—Chicago N. L. defeated Philadelphia twice.—St. Louis A. L. defeated Washington twice, not having lost on Washington grounds during year.—Love, New York A. L., struck out twelve Chicago batters, American League record for season.—Philadelphia A. L. defeated Detroit twice.
- 18—St. Louis N. L. defeated Philadelphia twice.—Cincinnati defeated Brooklyn twice.—Hollocher, Chicago, after batting safely in twenty consecutive games, failed against George, Boston N. L.
- 19—Philadelphia A. L. made four in ninth with none out and defeated Detroit.—Foster tripled and Judge batted a sacrifice fly, winning for Washington in fourteenth. Johnson struck out twelve batters and pitched in his fifteenth extra inning game.—Eddie Collins, Chicago A. L., passed examination for U. S. Marines.
- 20—Twenty-seven St. Louis batters faced Jacobs, Philadelphia N. L., and game was played in one hour and six minutes. Philadelphia winning, 3-0.—Brooklyn won its first game of season in Cincinnati.—National Commission met at Cincinnati to arrange details of world series.
- 22—Washington scored seven runs in first against Cleveland and never scored again, winning, 7-1.
- 24—Secretary of War Baker announced that the world series should be played and that players would be granted extension of work or fight order to take part.—Chicago defeated Brooklyn twice.
- 25—Chicago N. L. broke even with Brooklyn and clinched championship.—Washington defeated Chicago twice.
- 26—New York N. L. defeated St. Louis twice.—Cleveland practically lost all chance for pennant in American League by losing one game of a double-header.
- 27—Philadelphia defeated Pittsburgh twice.—Bush, Boston A. L., struck out thirteen batters, but Detroit defeated him, 2-1.—New York A. L. defeated St. Louis twice. Nunamaler, St. Louis, made five hits in five times at bat, one a two-bagger, in second game. He had singled as pinch hitter in first game, making six consecutive hits.—National Commission received official permission for world series from General Enoch Crowder.
- 30—Fortune, Philadelphia N. L., gave Boston nine bases on balls.—New York N. L. defeated Brooklyn, 1-0, in fifty-seven minutes, Brooklyn making but two hits against Perritt.—Boston A. L. defeated Philadelphia twice, and Cleveland won twice from Detroit.
- 31—Boston won American League championship by capturing first game of double-header from Philadelphia.—Lavan, Washington, tripled with bases filled in first inning and won.

## SEPTEMBER.

- 1—Cincinnati defeated St. Louis twice.—Lavan, Washington, in four times at bat, hit safely each time.
- 2—Cleveland did not report at St. Louis and forfeited both scheduled games.—Detroit defeated Chicago twice, making thirty-seven hits in two games; sixteen against Danforth and twenty-one against Cicotte.—Boston N. L. defeated New York in second game of double-header, the first victory for Boston during the season.—Cincinnati defeated St. Louis twice.—Season of both major leagues ended, made compulsory by the national "work or fight order" embracing all men of draft age, and due to the world war.—Wilson B. Matthews, well known Southern League umpire, died at San Antonio.
- 4—Rain compelled postponement of first world series game at Chicago.—Marcus S. Milligan, aviator, former pitcher for Pittsburgh, died at Fort Worth.
- 5—Boston A. L. defeated Chicago N. L., 1-0, in first game of world series at Chicago, Ruth pitching against Vaughn.
- 6—Chicago N. L. defeated Boston A. L. at Chicago in second game of world series, 3-1, Tyler pitching against Bush.
- 7—Boston A. L. defeated Chicago N. L., 2-1, at Chicago in third game of world series, Mays pitching against Vaughn.
- 9—Boston A. L. defeated Chicago N. L., 3-2, in fourth game of world series at Boston, Ruth pitching against Tyler and Douglas.
- 10—Chicago N. L. defeated Boston A. L., 3-0, in fifth game of world series at Boston, Vaughn pitching against Jones.
- 11—Boston A. L. defeated Chicago N. L., 2-1, at Boston in sixth game of world series, Mays pitching against Tyler and Hendrix.
- 12—Frederick Postal, former owner of the Washington Base Ball club, died in Detroit.

## OCTOBER

- 11—Harry Acton, former Detroit pitcher, died at Springfield, Ohio.
- 12—Harry Glenn, former catcher of the St. Paul nine, died at Aviation School.
- 14—Chandler Richter, Philadelphia Base Ball critic, younger son of Francis Richter, former editor Sporting Life, died at Philadelphia.
- 17—Injunction sought by the Philadelphia A. L. club to restrain the Boston N. L. club from interfering with the services of Scott Perry, pitcher, was dismissed at Cleveland. Case settled out of court.
- 19—Philadelphia A. L. recompensed Boston N. L. \$2,500 in settlement of the Perry case.
- 21—The death was reported of Captain E. L. Grant, former third baseman for Philadelphia and New York N. L., while leading his command to the rescue of a besieged battalion in the Argonne Forest, France.
- 24—James A. Williams, Columbus, Ohio, former manager of Cleveland in American Association, 1888, connected also with Columbus club, died in New York City.

## NOVEMBER.

- 4—Morton F. Plant, owner New London, Conn., club and stockholder in major league clubs, died in New York City.
- 5—Charles Swain, who played with Washington A. L. and Sacramento and Vancouver of the Pacific Coast League, died of influenza.
- 7—Michael Tiernan, known as "Silent Mike," a famous home run hitter and outfielder of the New York Giants in the early 90's, died at Bellevue Hospital, New York.
- 9—Larry Chappelle, whose release was purchased from the Milwaukee club by Charles Comiskey several years ago for \$15,000, died of influenza at an army camp near San Francisco.
- 15—Leo McGraw, a former catcher for Chicago A. L., died of influenza.

## DECEMBER.

- 10—John A. Heydler was elected president, secretary and treasurer of the National League.
- 14—Frank Arellanes died at San Jose, Cal.
- 16—John Coombs was made manager of the Philadelphia N. L. club.
- 18—Lewis, Leonard and Duffy, Boston A. L. club, were transferred to New York A. L. in exchange for Caldwell, Love, Walters and Gilhooley.
- 19—Frank O'Loughlin, American League umpire, died in Boston.
- 21—William Brockinridge Cummings, oldest Base Ball fan in Brooklyn and father of William Arthur Cummings, one of the pitchers credited with pitching the first curve ball, died at his home, aged 97 years.
- 27—Napoleon Lajoie announced his retirement from Base Ball.
- 31—William Gleason was appointed manager of the Chicago A. L. club to succeed Clarence Rowland.—Sammy Strang was appointed manager of the Chattanooga club for a period of three years.



# The Spalding Base Ball Hall of Fame

## NATIONAL LEAGUE

In the National League, many of the faces that were seen in the Hall of Fame in 1918 will be found again in 1919. The shorter season did not give any added advantage to the younger players, as, in the long run, those who were best able to prove their efficiency again demonstrated that the player with the most expertness will hold his own against anyone.


The greatest discussion, so far as the National League is concerned, has been relative to the batting championship. The situation is unusual. Southworth of Pittsburgh, who played in about half of the games of the league, leads the batters. Wheat of Brooklyn, who played in fewer games than Roush of Cincinnati, is first below Southworth. It is evident that, in a condition of this character, attention must be given to the player who has worked a longer period. Were it anything but batting, the editor of the **BASE BALL RECORD** would feel that it would not be inadvisable to consider fifty games as a standard.

In batting, however, it is well known that the player who goes through all of a season meets more and severer chances than the player who takes part in the game in but part of the season. The pitchers are always more proficient as a season draws nearer to its finish. It perhaps would be the position of some that the batters, too, are more proficient as the season draws to its close. If they are, it really is needed, because we do know that pitchers make better records in the latter part of the playing season than they do in the spring months. Hence, the conditions have not been altered materially.

Everything considered, the editor would give the honor of leading the league to Wheat of Brooklyn, with Roush of Cincinnati so close a second that there is nothing much between them except the variation of units, and Southworth of Pittsburgh, third, entitled to a great deal of "very honorable mention." Roush led the league in 1918. Both Wheat and Roush have proved that they are batters of the highest type, as batters exist in the National League at the present time. They are not like the .400 batters of the past, but they are assuredly a trifle superior to the average batters who have played Base Ball in the major leagues for the last two or three years.

It may be that no more .400 batters are likely to be born. It is almost certain that all batting will have its limitations, with the gloves now used by fielders and their speed, and there does not seem to be a speck of an indication in the sky that gloves will be abandoned. It is not true that unusual pitching has subordinated the batting, so much as it is true that the thick glove has given the fielder the daring to undertake to stop or catch anything which is batted; and, in addition to the daring, the glove helps the fielder because, by the thickness of its protection, a cushion is afforded to field the ball, which is far better than the cushion of the hand.

The player who made the most base hits—singles—in the National League in 1918 was Hollocher, the newcomer with Chicago. He made a great many of them at timely moments, which is even better than making the greatest number. The most two-base hits were made by Groh of Cincinnati, who was equally successful the year before. The leader in three-base hits was Daubert of Brooklyn, with 15, and the home run batter again was Cravath of



1, Zack Wheat, Brooklyn, leading batsman. 2, C. J. Hollocher, Chicago, leader in single base hits and most hits. 3, H. K. Groh, Cincinnati, leader in two-base hits, best run scorer and leading third baseman. 4, J. Daubert, Brooklyn, leader in three-base hits. 5, Edd Roush, Cincinnati, leader in sacrifice hits. 6, M. G. Carey, Pittsburgh, leader in stolen bases. 7, W. Killefer, Chicago, leading catcher. 8, C. C. Cravath, Philadelphia, leading home run hitter. 9, E. J. Konetchy, Boston, leading first baseman. 10, R. T. Fisher, St. Louis, leading second baseman. 11, A. Fletcher, New York, leading shortstop. 12, J. L. Vaughn, Chicago, lowest average of runs earned off pitcher. 13, E. Neale, Cincinnati, leading outfielder.

Conlon Photos.

**NATIONAL LEAGUE PLAYERS IN THE SPALDING BASE BALL  
HALL OF FAME.**

Philadelphia, although this time he did not share the honor with another player, as he did in the season before.

If Roush did fall back just enough to permit Wheat to get the lead over him for the batting championship, he did not forget to sacrifice, when it was his play to do so, and in 1918 he led the league with 33 sacrifice hits.

In addition to having more two-baggers than any other batter, Groh of Cincinnati led the league in making runs. His total for 1918 was 88, figures coincident with the figure "8" of the year. His total of two-base hits was 28, in which the figure "8" again was involved. The best base stealer in the National League in 1918 was Carey of Pittsburgh, with 58, and again the figure "8" comes to the front. It was quite an "8" year.

In all these figures it is obvious that it is quite out of the question to try to compare the season of 1918 with that of any other season, for the very good reason that it was some thirty games shorter than the standard playing season. The year 1918, in which Base Ball was forced to suspend in order that the players might be released to occupations which would help the war, always will stand isolated in its relations to the other seasons of National League history. Purely from the standpoint of the lover of records and the individual who does not see anything but dry detail in figures, and from a purely sentimental standpoint, this will be regretted; but there lives not a soul who will regret that everything was done to try to win the war for freedom.

The editor of the RECORD will award the lead in the catching department to Killefer of Chicago. Throughout the season it was universally recognized that his excellent work behind the bat was one of the primary factors for the success of the champions of 1918. Killefer caught 104 games, with a percentage of .982. Schmidt in the same number of games had a percentage of .981. It is obvious that in actual work behind the bat, here were two catchers who were running neck and neck, so to speak. However, as Killefer was a trifle ahead, there will not be the slightest hesitancy in awarding him the lead for the reason that his team won the championship. A catcher of a championship team necessarily must be working at top speed all of the time if he can do so well in more than one hundred games. Schmidt of Pittsburgh is entitled to very honorable mention. His work was so nearly up to the standard of the other catcher that it cannot be overlooked, especially in view of the fact that it was such a great personal improvement over the record which was made by Schmidt in 1917. Perhaps no catcher in the National League has shown more improvement in one year than was shown by Schmidt.

Konetchy of Boston again leads the first basemen of the league with a good percentage for the season. He was hard pressed by Daubert of Brooklyn, but he played in more games than the latter and in every way held up his fielding standard.

The leading second baseman of the league on the basis of fifty games is Fisher of St. Louis. So far as second base is concerned, there is another "condition of closeness." Doyle of New York played 73 games and was just under Fisher. Doolan of Brooklyn played 91 games—almost all of the season—and was not far below Fisher. Cutshaw of Pittsburgh played 126 games, more than any other player at second, but was lower in percentage than all of those who have been named.

Groh of Cincinnati leads the third basemen. He played 126 games at third base and was three points better in the average than McKechnie of Pittsburgh, who played the same number of games. Groh has been much complimented for his ability on total chances, yet we find that McKechnie was within nine of him and that Smith of Boston had more than either.



1, T. R. Cobb, Detroit, leading batsman and leader in three-base hits. 2, Walter Johnson, Washington, lowest average of runs earned off pitcher. 3, G. H. Ruth, Boston, and, 4, W. C. Walker, Philadelphia, tied for lead in making home run hits. 5, D. Shean, Boston, leader in sacrifice hits. 6, G. Sisler, St. Louis, leader in stolen bases. 7, R. Chapman, Cleveland, best run scorer. 8, G. Burns, Philadelphia, leader in single base hits and most hits. 9, R. Perkins, Philadelphia, leading catcher. 10, Tris Speaker, Cleveland, leader in two-base hits. 11, C. A. Gandil, Chicago, leading first baseman. 12, J. Gedeon, St. Louis, leading second baseman. 13, E. Scott, Boston, leading shortstop. 14, J. F. Baker, New York, leading third baseman. 15, A. Strunk, Boston, leading outfielder.

Conlon Photos.

AMERICAN LEAGUE PLAYERS IN THE SPALDING BASE BALL  
HALL OF FAME.

The leading shortstop of the league was Fletcher of New York. Notwithstanding the splendid record made by Hollocher of Chicago, the figures show that the veteran of the New York team not only took more chances than Hollocher, but played the ball much cleaner for his percentage of .959 against .929 for Hollocher. Fletcher perhaps played the best Base Ball that he ever did in his life. He covered more ground, got into more plays and, on top of that, directed the field work of the team.

Neale of Cincinnati is unquestionably the leading outfielder, with a percentage of .981 in 102 games. The surprising condition about the outfield figures of 1918 is the falling off of many of the veterans who have been considered to be the standard outfielders, judged by their percentages. Paskert, who led the league in 1917, was next to Neale, but there were others who had been well at the top in seasons prior to 1918 who did not find the road of last year easy to travel.

The leading pitcher of the National League for the season of 1918, based on the earned run standard of perfection, is Vaughn of Chicago. His work during the season that found the Chicagos the championship club of the league was in almost every respect the best that he ever did in his career as a professional Base Ball player. His control was excellent, and assisted by a clever catcher—Killefer—his judgment in pitching was improved. He had plenty of speed and throughout the season pitched with an easy free arm motion, which seemed to indicate that whatever trouble he might have had in the past with his pitching arm had quite left him. That he was an important factor in winning the pennant for the Chicago team will be undisputed.

## AMERICAN LEAGUE

The season of 1918 brought changes in the personnel of the American League Hall of Fame, but it did not include the taking away of the batting leadership from Cobb of Detroit. Every Base Ball enthusiast likes the fellow who can hit the ball. Some, who care little about the question of the best first baseman or outfielder, do like to know who proved to be the best batter; and again it is Cobb. It was the eleventh time in the last twelve years that he outbatted his fellow players. He also made more three-base hits than any other player of the organization, but he did not capture any more of the plums. In the season before, he made almost a clean sweep of everything which had to do with scoring runs.

Cobb's principal rivals for batting supremacy were Burns of Philadelphia and Sisler of St. Louis. It is true there were players with better batting percentages than these latter two, but they did not play in enough games to warrant being taken into consideration. Both Sisler and Burns played more games than Cobb, but the lead of the Detroit player is such that it is safe to say he would have held his own in an equal number of games, unless there had been a collapse in his work quite out of precedent with anything which he had done in the past.

If Burns of Philadelphia did not lead in batting, so far as percentage goes, he did lead in the number of single base hits which were made by any one player. The total number of hits which he batted during the year was 178, and of these, 141 were singles. That is a record in batting of which any player may be proud. It was only ten less than were made by Cobb in 1917, when the season went through to its completion. Burns also made the most hits of any player in the league. His total was 178, and second to him was Cobb with 161.

It was Cobb who made the most two-base hits in 1917, but Speaker of Cleveland took that honor away from him in 1918, with 33 to his credit. Indeed, making two-base hits seemed to be just what Speaker liked most of all. He had a total of 150 hits, and when a player can make 33 of those good for two bases, he is helping along the batting strength of his team when it comes to scoring runs. It is the added base which frequently is of most value in Base Ball, as a base nearer home is always a base nearer a run, and games are won by runs, and by nothing else.

The home run honor was divided between Ruth, the famous heavy hitting pitcher of the Boston club, and Walker. Each of them made eleven, and some of the drives were so long as to be specially noted for their flight. Each made home runs in double figures, while in 1917 no player succeeded in doing as much.

The most runs in the American League were made by Chapman of Cleveland, who took the honor away from Bush, the best scorer in the preceding year. Chapman was closely pressed with his total of 84, as Cobb made 83 and Hooper of Boston scored 81. It is seldom that three players run so closely together as these three did in this respect. All of them are alert on the bases and are known as good run-getters. They most assuredly lived up to their reputation last season.

The most successful sacrifice batter in the league was Shean of Boston, with a total of 36. Closest in pursuit of him, and very close, was Chapman of Cleveland, with 35—Chapman being the leader in 1917—and McInnis of Boston, with 32.

Sisler captured one honor by a wide margin. His total of stolen bases was 45, while Roth of Cleveland was second with 35 and Cobb finished third with 34.

In fielding honors, Gandil of Chicago again led the first basemen. It was the third year in succession in which he proved his ability in that respect. He played first base in 114 games. McInnis of Boston, who played first in 94 games, was second, and Sisler of St. Louis, who was at first in 114 games, was third. There was little margin between them, as the fielding percentage of the leader was .992, which was shared by McInnis at the same figure, with Sisler at their heels with .990.

Gedeon of St. Louis was the best fielding second baseman, with a percentage of .977 for 123 games, while E. Collins of Chicago, in 96 games, made a percentage of .974. Baker of New York led the third basemen with a percentage of .972 in 126 games. That was not the highest percentage made by a third baseman during the season, but Baker played so many more games than any of his rivals that he deserves the credit which goes to the leading third baseman of the season. Scott of Boston was the honor shortstop with a percentage of .976 in 126 games. McBride of Washington, who has held the honor in the past, played shortstop in only 14 games, and during those he fielded at a rate of .987. In total number of games played, Peckinpaugh of New York, who participated in 122, was next to Scott with an average of .961.

The leading catcher, so far as records go, was Perkins of Philadelphia, with a percentage of .990 in 61 games. Second to him was O'Neill of Cleveland, whose work has steadily improved, with a percentage of .983 for 113 games. If a player has been engaged in fifty games or more it is the custom to give him the rating to which he is entitled, and on that basis Perkins would be credited with the honor over O'Neill.

On the basis of earned runs per game, Johnson of Washington led the league. He is fully entitled to the honor, as throughout the season his work in the box was excellent. He pitched many extra inning games, and there is no doubt that his ability as a

pitcher had much to do with keeping Washington up in the race. Johnson has not always been fortunate in being the league leader, in spite of the fact that he is known as one of the best pitchers in Base Ball. In 1917 Cicotte of Chicago led him at the finish, but in 1918 Johnson is in front and the fans throughout the country who are fond of his work in the box will be glad that such is the case. It is true that Faber of Chicago had a better percentage, with 1.22 against 1.28, but it must be taken into consideration that Faber pitched only eleven games before he left the Chicagos to enter the service, while Johnson took part in 39 games. The extra burden, which is apparent between a total of 11 games and 39 games, certainly must have its effect upon awarding the pitching honors for the season.

The pitchers of the Boston club, which won the championship, did not rate so high in the earned run record. Bush is the best of that club with 2.11. Next to him comes Mays with 2.21, and then Ruth with 2.22. Leonard dropped far back with 2.72. When these pitching figures are studied, one is led to believe that it was more than a combination of good pitching that helped the Boston club to win. Good batting, good base running and intelligent and well applied management, as well as excellent fielding. In other words, the championship was won by a team which could combine all winning qualities to the best advantage, whether the pitching was as good as the one run and a fraction percentage or not.

On the basis of fifty games, which is always accepted in determining the leading outfielder, Strunk was in front with a percentage of .988 in 113 games. Three players—Jackson, Chicago; Hyatt, New York, and W. Miller, Boston, finished the season with a clean slate—1.000 per cent—but none of them played in more than 25 games, and one of them in as few as ten.

The greatest number of assists from the outfield was made by two players—Walker of Philadelphia and Demmitt of St. Louis. Each had a total of 25 to his credit. The greatest number of assists in the catching department was made by O'Neill of Cleveland, with 154 in 113 games. Perkins of Philadelphia made 103 in 61 games, which is a fine showing.

It is quite true that none of these records can be given comparison in full with previous seasons, because of the shortened Base Ball year; but, notwithstanding that fact, they are good enough to prove that good Base Ball was played in spite of adversity.



1, Ed Barrow, Mgr.; 2, S. L. Agnew; 3, L. J. Bush; 4, G. Cochran; 5, J. Dubuc; 6, H. B. Hooper; 7, S. P. Jones; 8, W. Kinney; 9, W. C. Mayer; 10, C. W. Mays; 11, J. McInnis (continued on following page).

BOSTON RED SOX





12, R. J. McCabe; 13, L. Miller; 14, Pertica; 15, G. H. Ruth; 16, W. C. Schang; 17, A. A. Strunk; 18, E. Scott; 19, Harry H. Frazee, Pres.; 20, D. W. Shean; 21, F. Thomas; 22, C. Wagner; 23, G. Whiteman. Conlon Photos.

AMERICAN LEAGUE AND WORLD CHAMPIONS, 1918.

# The World Series of 1918

BY JOHN B. FOSTER.

	Won.	Lost.	PC.
Boston (American League).....	4	2	.667
Chicago (National League).....	2	4	.333

## PITCHERS.

First game—Ruth, Boston, won; Vaughn, Chicago, lost.  
 Second game—Tyler, Chicago, won; Bush, Boston, lost.  
 Third game—Mays, Boston, won; Vaughn, Chicago, lost.  
 Fourth game—Bush, Boston, won; Douglas, Chicago, lost.  
 Fifth game—Vaughn, Chicago, won; Jones, Boston, lost.  
 Sixth game—Mays, Boston, won; Tyler, Chicago, lost.

Six games were necessary to complete the world series of 1918. Under new rule, first three games were played at Chicago and next three at Boston. The Boston American League club won twice in Chicago and twice in Boston.

The attendance was not so large as in other years, but excellent with the world at war and Base Ball affected by conditions not of its own making. The series was played for the first time in its history by the consent of the United States Government. This became necessary on account of the existence of the so-called "work or fight" order, by which all males subject to draft were notified either to enter an essential occupation or be called to the army. A time limit had been placed upon the services to be rendered by the ball players to their respective clubs. This limit expired September 1, but in the case of those who were to take part in the world series the limit was extended to September 15.

The games were well contested. The pitching was able, as indicated by the small scores. The individual performances of the players were up to the standard. The fielding was perhaps a trifle better than in some years. This may have been due to the fact that the series was played much earlier and the cold winds of October were not at hand to numb the muscles of the contestants.

A more extended account of the series and its games will be found in the SPALDING OFFICIAL BASE BALL GUIDE of 1919. The following is a record of the games as played, including scores:

## FIRST GAME—AT CHICAGO, THURSDAY, SEPTEMBER 5.

With fewer spectators than have seen the world series begin in the past, with less enthusiasm, although not lacking music and cheering, a flag raising and songs, and that the game had been postponed a day because of the inclement weather on September 4, the first contest between Boston American League and Chicago National League was played on Charles A. Comiskey's field in Chicago.

It was won by a single tally, and that was the solitary run of the game. Shean scored it, and the start given him for the run was due to a base on balls. He was the first batter in the fourth inning. Vaughn tried to puzzle him with curves, but failed. Shean bats right-handed. Strunk attempted to sacrifice, but popped a weak fly to Vaughn. Whiteman made his second hit of the game—and, by the way, he was the only batter of either team who made two hits during this particular contest—and Shean went to second. McInnis rapped the ball to left field for a clean base hit and Shean scored.

In the first inning Chicago had its most promising opportunity to score, although, sad for the Cubs, there were two hands out at

the time. The bases were filled and Pick was the batter. A single of any force would have scored at least one run—more likely two—while a long drive surely would have cleared the bases, as the Boston players were on edge and nervously expectant. Pick lifted a high fly to left field and Whiteman got the ball. Boston players breathed a sigh of satisfied relief and the Chicago fans murmured their disappointment. Whiteman had to make a long run to be successful with the catch, and had he dropped the ball there easily could have been registered one of those "excusable errors" which are so healing to the disconsolate spirits of the losing—enthusiasts and players alike.

In the sixth inning another long run by Whiteman—again for a fly—perhaps saved the day a second time for Boston. Once more there were two hands out and this time Whiteman was forced to speed with the ball instead of running into it. He captured the drive and the Chicagos again sat blankly in the shadow of their dugout. It was their last real threat of the day.

So far as Vaughn's pitching was concerned, it is but justice to say that it would have won anything but a one to nothing game; and one to nothing games are not common either in a championship for the Base Ball supremacy of the world or during the regular programme of the championship season. The score of the game follows:

Boston.	AB.R.H.TB.P.A.E.	Chicago.	AB.R.H.TB.P.A.E.
Hooper, rf.....	4 0 1 1 4 0 0	Flack, rf.....	3 0 1 1 2 0 0
Shean, 2b.....	2 1 1 1 0 3 0	Hollocher, ss.....	3 0 0 0 2 1 0
Strunk, cf.....	3 0 0 0 2 0 0	Mann, lf.....	4 0 1 1 0 0 0
Whiteman, lf.....	4 0 2 2 5 0 0	Paskert, cf.....	4 0 2 2 2 0 0
McInnis, lb.....	2 0 1 1 10 0 0	Merkle, 1b.....	3 0 1 1 9 2 0
Scott, ss.....	4 0 0 0 0 3 0	Pick, 2b.....	3 0 0 0 1 1 0
Thomas, 3b.....	3 0 0 0 1 1 0	Deal, 3b.....	4 0 1 1 1 3 0
Agnew, c.....	3 0 0 0 5 0 0	Killefer, c.....	4 0 0 0 7 2 0
Ruth, p.....	3 0 0 0 0 1 0	Vaughn, p.....	3 0 0 0 3 5 0
		*O'Farrell .....	1 0 0 0 0 0 0
		†McCabe .....	0 0 0 0 0 0 0
Totals .....	28 1 5 5 27 8 0	Totals .....	32 0 6 6 27 14 0

\*Batted for Pick in ninth. †Ran for Deal in ninth.


Boston .....	0	0	0	1	0	0	0	0	0	0-1
Chicago .....	0	0	0	0	0	0	0	0	0	0-0

Bases on balls—Off Ruth 1 (Merkle); off Vaughn 3 (Shean 2, McInnis). Left on bases—Chicago 8, Boston 6. Struck out—By Ruth 4 (Flack, Pick, Paskert, Vaughn); by Vaughn 6 (Thomas 2, Ruth 2, Shean, Whiteman). Hit by pitcher—By Ruth, Flack. Umpires—W. J. Klem at second, C. B. Owens at third, Henry O'Day at plate, George Hildebrand at first. Time—1h. 50m.

## SECOND GAME—AT CHICAGO, FRIDAY, SEPTEMBER 6.

Better weather and better conditions in every way increased the attendance at the second game of the world series. Manager Mitchell of the Chicago club continued his attack upon the American League team with left-hand pitchers and selected George Tyler to oppose Bush. The game ended with the score 3—1 in favor of Chicago, and the outcome of the contest greatly aroused the spirits of the supporters of the Chicago club.

Tyler not only pitched well against Boston but batted well. It was a base hit made by him that scored two runs for the National League representatives. The Boston players were unable to score in any inning except the ninth, and their rally with a lone run in



Shean scoring; fourth inning, first game. Killefer, Vaughn and Umpire O'Day watching the play; Scott stepping out of batter's box while play is in progress. **WORLD SERIES SCENE, CHICAGO, 1918.**  
Photo by Burke, Chicago.

that inning was exciting for a moment but futile—a flash in the pan in a contest that was fated apparently to go to their rivals.

In the second inning Bush gave Merkle a base on balls. Pick bunted. The ball rolled toward third base and Thomas was unable to field it in time to stop the batter. Deal fled out without advancing the runners. Killefer did most of his batting for the series this time and rapped a two bagger which scored Merkle and placed Pick on third. Tyler hit safely and Pick and Killefer scored, while Tyler was retired trying to reach second base. These three runs decided the game in favor of the Chicago players.

In the sixth inning the Chicagos were very dangerous, but they failed to score. Hollocher began the inning with a three bagger. The infield played close and Mann died at first base, Scott throwing him out. Paskert batted sharply to Scott and this time Hollocher made an effort to score, but was unable to do so. He was retired at the plate by the shortstop's assist. Merkle followed with a single which placed Paskert on third. The runners essayed a double steal, but it failed to go through and the inning ended without a run.

An accurate throw to the plate extinguished Boston's last chance to score in the second inning, although for a few moments it seemed as if the American League representatives would get a run home. Whiteman began with a base on balls. Killefer and Tyler ran together trying to field McInnis' bunt and two were on the bases. Scott sacrificed cleverly and Thomas followed at bat. He rapped the ball to Pick, who threw home and cut Whiteman out at the plate as he was sliding. Agnew fouled to Flack.

In the eighth inning Schang, batting for Agnew, made a base hit. Hooper hit safely to right and Schang, trying for third, was thrown out by Flack. That broke up a most promising start.

Boston's only run was made in the ninth. Strunk, the first batter, rapped the ball against the right field fence and scored when Whiteman hit the center field fence with a three bagger. McInnis was thrown out at first, Whiteman playing safe and not leaving third. Scott received a base on balls. Dubuc batted for Thomas and struck out. Schang, batting for Agnew, fled to Hollocher and the game was over. The score follows:

Chicago.	AB.	R.	H.	TB.	P.	A.	E.	Boston.	AB.	R.	H.	TB.	P.	A.	E.
Flack, rf.....	4	0	2	2	4	1	0	Hooper, rf.....	3	0	1	1	1	0	0
Hollocher, ss.....	4	0	1	3	4	4	0	Shean, 2b.....	4	0	1	1	5	2	0
Mann, lf.....	4	0	0	0	0	0	0	Strunk, cf.....	4	1	3	1	2	0	0
Paskert, cf.....	4	0	0	0	2	0	0	Whiteman, lf.....	3	0	1	3	3	0	1
Merkle, 1b.....	2	1	1	1	6	1	0	McInnis, 1b.....	4	0	1	1	7	0	0
Pick, 2b.....	2	1	1	1	5	4	0	Scott, ss.....	2	0	0	0	3	2	0
Deal, 3b.....	2	0	0	0	1	1	1	Thomas, 3b.....	3	0	0	0	1	1	0
Killefer, c.....	2	1	1	2	4	2	0	Agnew, c.....	2	0	0	0	2	4	0
Tyler, p.....	3	0	1	1	1	2	9	Schang, c.....	2	0	1	1	1	0	0
								Bush, p.....	2	0	0	0	0	3	0
								*Dubuc .....	1	0	0	0	0	0	0
Totals .....	27	3	7	10	27	15	1	Totals .....	30	1	6	10	24	14	1

\*Batted for Thomas in ninth.

Chicago .....	0	3	0	0	0	0	0	0	0	0	0	0	0	0	0	x-3
Boston .....	0	0	0	0	0	0	0	0	0	0	0	0	0	0	0	1-1

Two-base hit—Killefer. Three-base hits—Hollocher, Strunk, Whiteman. Sacrifice hits—Scott, Deal. Bases on balls—Off Bush 3 (Merkle, Pick, Killefer); off Tyler 4 (Hooper, Whiteman, Scott, Bush). Left on bases—Chicago 7, Boston 4. Double plays—Killefer and Pick; Hollocher, Pick and Merkle. Struck out—By Tyler 2 (Shean, Dubuc). Umpires—George Hildebrand at plate, W. J. Klem at first, C. B. Owens at second, Henry O'Day at third. Time—1h. 53m.

## THIRD GAME—AT CHICAGO, SATURDAY, SEPTEMBER 7.

Still adhering to his policy of using left-hand pitchers against the Boston club, Manager Mitchell tried Vaughn for the second time against the American League champions, but again Vaughn was beaten, this time by the insignificant score of 2 to 1. In two games Boston scored but three runs against him, yet he was unlucky enough to be defeated because his team mates could score but once in eighteen innings.

The crowd was the largest of any in Chicago. The series stood one-all, and Saturday half holiday helped to increase the attendance as well as weather that was perhaps more favorable to games of a world significance than any that had fallen upon the city since the beginning of the series.

The fourth inning, which has proved momentous in so many world series games, witnessed the undoing of Vaughn. Whiteman was hit by a pitched ball. McInnis rapped a safe hit and Whiteman went to second. Schang batted Vaughn for another single and Whiteman scored, McInnis running to third. Scott rolled a little grounder in front of the plate and Vaughn was caught completely off his guard and stood like one transfixed, so that McInnis scored and the batter reached first in safety. Thomas batted a single to right field and Schang, who attempted to score from second base, was thrown out by Flack. Mays fled to center field.

In the fifth inning Pick began with a two base hit. It was a feeble sort of an affair, as the ball bounded to the outfield after hitting Scott on the leg. Deal fled out. Killefer batted safely and Pick scored. That was Chicago's sole run. The underhand pitching of Mays fooled the Chicago batters in all other innings except in the ninth, when the Cubs made a bit of a rally that for a moment seemed as if it might tie the score. With two out, Pick again hit safely. He stole second and went to third on a passed ball. Barber, meanwhile, was batting for Deal. Schang undertook to nip Pick at third base and the ball was dropped and rolled away from Thomas. The Chicago second baseman, without a moment's hesitation, dashed for the plate. He was thrown out, however, with little to spare.

While the fourth inning was a lucky one for Boston so far as scoring runs was concerned, it also was a fortunate one for Boston in another way, as Whiteman, running to the fence in deep left field, caught Paskert's long fly, although he bumped into the boards as the ball was seized. Mann was on base at the time and might almost have walked home had the catch not been made. The score of the game follows:

Boston.						Chicago.							
AB.	R.	H.	TB.	P.	A. E.	AB.	R.	H.	TB.	P.	A. E.		
Hooper, rf.....	3	0	1	1	3	0	0	0	0	3	1	0	
Shean, 2b.....	4	0	0	0	1	2	0	0	0	1	3	1	
Strunk, cf.....	4	0	0	0	1	0	0	4	0	1	1	0	
Whiteman, lf.....	3	1	1	1	3	0	0	4	0	2	3	1	
McInnis, lb.....	4	1	1	1	12	0	0	4	0	0	0	9	
Schang, c.....	4	0	2	2	6	3	0	4	1	2	3	0	
Scott, ss.....	4	0	1	1	1	5	0	3	0	1	1	1	
Thomas, 3b.....	3	0	1	1	0	2	0	3	0	1	1	8	
Mays, p.....	3	0	0	0	0	2	0	3	0	0	0	3	
								Vaughn, p.....	3	0	0	0	3
								*Barber.....	0	0	0	0	0
Totals .....	32	2	7	7	27	14	0	Totals .....	31	1	7	9	27
Boston .....							0	0	0	2	0	0	0
Chicago .....							0	0	0	0	1	0	0

Two-base hits—Mann, Pick. Stolen bases—Whiteman, Schang, Pick. Sacrifice hit—Hollocher. First base on errors—Boston 1. Bases on balls—

Off Mays 1 (Flack); off Vaughn 1 (Hooper). Left on bases—Boston 5, Chicago 6. Double plays—Hollocher and Merkle; Vaughn and Merkle. Struck out—By Mays 4 (Paskert, Vaughn, Merkle, Hollocher); by Vaughn 7 (McInnis, Schang 2, Strunk 2, Hooper, Scott). Hit by pitcher—By Vaughn, Whiteman. Passed ball—Schang. Umpires—W. J. Klem at plate, C. B. Owens at first, Henry O'Day at second, George Hildebrand at third. Time—1h. 57m.

#### FOURTH GAME—AT BOSTON, MONDAY, SEPTEMBER 9.

Left-hand pitchers opposed one another in the opening game at Boston. Ruth pitched for the home team and Tyler for Chicago. The weather was fair and the ground rather heavy. The crowd was not so large as some Boston crowds of the past, but it was decidedly larger than had been predicted.

Once more the fourth inning stepped forth to show its somewhat weird significance in world series games. Shean, the first batter, was given a base on balls by Tyler. Strunk rapped a line drive to center field which was caught by Paskert. Tyler took his time to wind up before delivering the ball, and Shean was off at the moment that the pitcher had either to "let go" or be charged with a balk. Killefer, who had been watching the bases and knew what was about to happen, was in such haste to get the ball away from him that he missed it, as it came to the plate, and a short passed ball let Shean anchor easily on second. Whiteman was the next batter and Tyler gave him a pass to first. McInnis hit hard, but a force-out resulted at third on Shean. Ruth batted next. With two strikes and three balls against him, Tyler took a chance and pitched the ball squarely over the plate. Ruth hit hard to right center. Flack did not gauge the ball accurately and it went to the fence. Whiteman and McInnis scored easily and Ruth, running heavily, reached third. Scott flied to Paskert.

In the seventh Chicago missed scoring only for the reason that Scott made a most admirable play by stopping a ground hit over second base. The result of the stop was a double play between second and first.

The Cubs managed to get a better start in the eighth. Ruth was not at his best in the seventh and was clearly flustered in the inning following. Killefer, the first batter, was given a base on balls. Hendrix, batting in place of Tyler, and something of a hitter in pinches, rapped the ball safely to left field. Ruth followed with a wild pitch, which moved both runners, Killefer going to third and Hendrix to second. Flack tried to hit hard to right field, but was put out at first by McInnis, who got the ball. McCabe went into the game to run for Hendrix. Hollocher batted to second, but was thrown out at first, Killefer scoring while the play was being made. Mann followed with a sharp single to left and McCabe scored, tying the count at two each. Paskert tapped a slow rolling grounder toward third and was thrown out at first by Thomas.

Douglas took Tyler's place in the box for Chicago. Schang batted a single to center field and went to second on a short passed ball. Hooper bunted and Douglas threw the ball beyond Merkle to the fence. Schang scored the winning run. Hooper raced to second, but Shean, Strunk and Whiteman were easily retired.

In the ninth inning Merkle singled and Zeider was given a base on balls. Ruth was sent to left field after that inauspicious beginning and Bush began to pitch for Boston. Wortman bunted. McInnis got the ball and threw Merkle out at third. Barber, the next batter, rapped the ball on the nose, but Scott again saved Boston's bacon by making a wonderfully good stop which resulted in a double play. The score of the game follows:

Boston.							Chicago.								
A.B.R.H.T.B.P.A.E.							A.B.R.H.T.B.P.A.E.								
Hooper, rf.....	3	0	0	0	1	0	0	Flack, rf.....	4	0	1	1	3	0	0
Shean, 2b.....	3	0	1	2	4	4	0	Hollocher, ss.....	4	0	0	0	2	0	0
Strunk, cf.....	4	0	0	0	0	0	0	Mann, lf.....	4	0	1	1	2	0	0
Whiteman, lf.....	3	1	0	0	1	0	0	Paskert, cf.....	4	0	0	0	3	0	0
Bush, pitcher.....	0	0	0	0	0	0	0	Merkle, 1b.....	3	0	1	1	9	1	0
McInnis, 1b.....	3	1	1	1	16	1	0	Pick, 2b.....	2	0	2	2	0	2	0
Ruth, p-lf.....	2	0	1	3	0	4	0	Zeider, 3b.....	0	0	0	0	1	2	0
Scott, ss.....	3	0	0	0	3	8	0	Deal, 3b.....	2	0	1	1	1	3	0
Thomas, 3b.....	3	0	0	0	2	3	0	*O'Farrell.....	1	0	0	0	0	0	0
Agnew, c.....	2	0	0	0	0	1	0	Wortman, 2b.....	1	0	0	0	1	0	0
Schang, c.....	1	1	1	1	0	0	0	Killefer, c.....	2	1	0	0	1	0	0
Totals .....	27	3	4	7	27	21	0	§Barber.....	1	0	0	0	0	0	0
								Tyler, p.....	0	0	0	0	1	4	0
								†Hendrix.....	1	0	1	1	0	0	0
								‡McCabe.....	0	1	0	0	0	0	0
								Douglas, p.....	0	0	0	0	0	0	1
								Totals .....	29	2	7	7	24	12	1

\*Batted for Deal in seventh.

†Batted for Tyler in eighth.

‡Ran for Hendrix in eighth.

§Batted for Killefer in ninth.

Boston .....	0	0	0	2	0	0	0	1	x-3
Chicago .....	0	0	0	0	0	0	0	2	0-2

Hits—Off Tyler, 3 in 7 innings; off Douglas, 1 in 1 inning; off Ruth, 7 in 8 innings; off Bush, none in 1 inning. Two-base hit—Shean. Three-base hit—Ruth. Stolen base—Shean. Sacrifice hits—Ruth, Hooper. Bases on balls—Off Tyler 2 (Shean, Whiteman); off Ruth 6 (Tyler 2, Merkle, Zeider 2, Killefer). Left on bases—Chicago 6, Boston 4. Double plays—Ruth, Scott and McInnis; Scott, Shean and McInnis 2. Struck out—By Tyler 1 (Strunk). Wild pitch—Ruth. Passed balls—Killefer 2. Winning pitcher, Ruth. Losing pitcher, Douglas. Umpires—C. B. Owens at plate, Henry O'Day at first, George Hildebrand at second, W. J. Klem at third.

#### FIFTH GAME—AT BOSTON, TUESDAY, SEPTEMBER 10.

Twice Manager Mitchell had called upon Vaughn to pitch for the Chicagos in the series. Both times he had been beaten. The first and the second were well pitched games by Vaughn, as the Bostons made but three runs in both, yet won them. Mitchell chose Vaughn again and his opponent in the box was Jones, who pitched his only game of the series.

In two innings Boston had a chance to score, and those were the only innings offering that advantage. They scored in neither. Five hits were made against Vaughn and three double plays cleared the bases in his favor.

Hollocher made the best record of any player for batting in any single game of the series. He hit safely three times. In his second time at bat he received a base on balls, giving him a clean record for the day.

Fine outfield catches by Mann and Whiteman contributed to the excitement of the spectators. That of Mann was made in the ninth inning. He raced up the embankment sloping above left field and caught Miller's long and hard drive.

In the third inning, with two out, Vaughn and Flack being the batters, Hollocher was given a base on balls. He stole second against Agnew. Mann followed with a hard two base hit to left field and Hollocher scored.

Strunk began the fourth with a double for the Boston club. Whiteman batted an easy fly into the air and McInnis smashed a line drive squarely into Merkle's hands. It was easy to double Strunk off second.

In the sixth inning a perfect throw to the plate prevented the Chicagos from scoring. Whiteman made it. Hollocher was on second at the time and tried to score on Merkle's hit. The ball did not roll deeply enough to the outfield and the Chicago runner died as he was sliding.



The last runs of the game were made by the Chicagos in the eighth inning. Flack was given another base on balls. Holocher bunted along the third base line and both pitcher and third baseman waited to see whether the ball would roll foul. It did not. Two men were on the bases with Mann at bat. He popped out and then Paskert batted the ball to left field for two bases. Flack and Holocher scored. The score follows:

Chicago.	AB.	R.	H.	TB.	P.	A.	E.	Boston.	AB.	R.	H.	TB.	P.	A.	E.
Flack, rf.....	2	1	0	0	1	0	0	Hooper, rf.....	4	0	1	1	1	0	0
Holocher, ss.....	3	2	3	3	2	5	0	Shean, 2b.....	3	0	1	1	3	2	0
Mann, lf.....	3	0	1	2	2	0	0	Strunk, cf.....	4	0	1	2	4	0	0
Paskert, cf.....	3	0	1	2	3	0	0	Whiteman, lf.....	3	0	1	1	1	2	0
Merkle, 1b.....	3	0	1	1	1	1	0	McInnis, 1b.....	3	0	0	0	0	0	0
Pick, 2b.....	4	0	1	1	4	3	0	Scott, ss.....	3	0	0	0	1	4	0
Deal, 3b.....	4	0	0	0	0	0	0	Thomas, 3b.....	3	0	1	1	1	1	0
Killefer, c.....	4	0	0	0	4	0	0	Agnew, c.....	2	0	0	0	5	1	0
Vaughn, p.....	4	0	0	0	0	3	0	Schang, c.....	1	0	0	0	1	0	0
								Jones, p.....	1	0	0	0	1	3	0
Totals .....	30	3	7	9	27	12	0	*Miller .....	1	0	0	0	0	0	0

\*Batted for Jones in ninth.

	Totals .....	23	0	5	6	27	13	0
Chicago .....	0	0	1	0	0	0	2	0-3
Boston .....	0	0	0	0	0	0	0	0-0


Two-base hits—Mann, Paskert, Strunk. Stolen base—Holocher. Sacrifice hits—Mann, Shean. Bases on balls—Off Vaughn 1 (Jones), off Jones 5 (Flack 2, Merkle, Holocher, Paskert). Left on bases—Chicago 3, Boston 3. Double plays—Merkle and Holocher; Holocher, Pick and Merkle 2; Whiteman and Shean. Struck out—By Vaughn 4 (Strunk 2, Hooper, Schang), by Jones 5 (Vaughn 3, Deal, Merkle). Umpires—Henry O'Day behind the plate, George Hildebrand at first, W. J. Klem at second, C. B. Owens at third. Time—1h. 42m.

#### SIXTH GAME—AT BOSTON, WEDNESDAY, SEPTEMBER 11.

The final and deciding game of the series was won by Boston by the score of 2 to 1. Mays pitched for Boston and Tyler for Chicago. The burden of defeat fell upon the shoulders of Flack, right fielder of the Chicago club, whose muff of a line drive, with two hands out, permitted Boston to score both of its runs. Had it not been for this particular muff, the Boston club would have been shut out by Chicago.

In the third inning Tyler gave Mays a base on balls. The Boston pitcher is a weak batter and the start proved most disastrous for the Chicago club. Hooper sacrificed, Tyler throwing him out at first base. Shean received a base on balls. Strunk batted next and rapped a grounder to Pick which was fielded slowly. The batter was retired at first base, but there were two runners on bases with Whiteman at bat. He rapped a line drive to right field and Flack came in to get the ball. He muffed it squarely and both Mays and Shean scored. McInnis hit to the infield and Whiteman was thrown out at third, Holocher to Merkle to Deal.

In the next inning Flack, for Chicago, rapped a clean base hit over second base. Holocher sacrificed to McInnis. Mann was hit by a pitched ball and Chicago's chances to score seemed excellent until Mann was caught napping at first base by Schang, the Boston catcher. Paskert was given a base on balls and Flack made a clean steal of third base. Merkle batted a single to left field and Flack scored. Had Mann not been retired the Chicago players would have tied the score in this inning with but one hand out. Pick followed with a hard, low line drive to right field. Hooper, who always has been a steady and confident player in a world series, came in at full tilt for the ball and caught it. That was Chicago's best chance to tie the series.



Merkle trapped between third base and home after Wortman had attempted to sacrifice; ninth inning, fourth game.  
Copyright, 1913, by International Film Service.  
WORLD SERIES SCENE, BOSTON, 1913.

In Boston's half of the fourth inning the bases were filled, but the Chicago players held firmly and Boston failed to score, although it seemed at the beginning of the inning as if they meant to carry the game to a loose-jointed score. Scott and Schang were on second and first. Mays beat out an infield hit. It was lucky that Thomas was out after sacrificing for Scott's benefit. Merkle stopped Hooper's hard grounder and caught Scott at the plate, while a one hand stop by Deal of Shean's hard hit forced Mays at third and ended the inning.

A running catch by Whiteman in the eighth inning was one of the best plays of the series. He raced forward, threw himself at full length, caught a hard line drive off the turf and, turning a complete somersault, righted himself and threw the ball to Scott with glee. The score follows:

Boston.						Chicago.					
A.	B.	R.	H.	T.B.	P.A.	A.	B.	R.	H.	T.B.	P.A.
Hooper, rf.....	3	0	0	0	1	0	0	0	0	0	0
Shean, 2b.....	3	1	0	0	2	4	0	0	0	0	4
Strunk, cf.....	4	0	2	2	0	0	0	0	0	2	0
Whiteman, lf.....	4	0	0	0	2	0	0	0	0	5	0
Ruth, lf.....	0	0	0	0	1	0	0	0	0	1	8
McInnis, lb.....	4	0	1	1	1	6	1	0	1	3	1
Scott, ss.....	4	0	1	1	3	3	0	0	0	2	1
Thomas, 3b.....	2	0	0	0	1	2	0	0	0	0	0
Schang, c.....	1	0	0	0	1	2	0	0	0	0	0
Mays, p.....	2	1	1	1	0	6	0	0	0	0	0
Totals	27	2	5	5	27	18	0	0	0	0	0

†Batted for Tyler in eighth.

\*Batted for Deal in eighth.

Totals .....27 1 3 3 24 13 2

Boston .....	0	0	2	0	0	0	0	0	0	x-2
Chicago .....	0	0	0	1	0	0	0	0	0	0-1

Hits—Off Tyler, 5 in 7 innings; off Hendrix, none in 1 inning. Stolen base—Flack. Sacrifice hits—Hooper, Thomas. Bases on balls—Off Tyler 5 (Thomas, Mays, Shean, Schang 2), off Mays 2 (Paskert, Flack). Left on bases—Chicago 2, Boston 8. Struck out—By Tyler 1 (Shean), by Mays 1 (Merkle). Hit by pitcher—By Mays, Mann. Losing pitcher—Tyler. Umpires—George Hildebrand at plate, W. J. Klem at first, C. B. Owens at second, Henry O'Day at third. Time—1h. 46m.

WORLD SERIES FINANCIAL RESULTS.

	Attend- ance.	Total Receipts.	Players' Share.	Clubs' Share.	National Commis- sion.
First game, Chicago....	19,274	\$30,348.00	\$16,357.92	\$10,925.28	\$3,034.80
Second game, Chicago....	20,040	29,997.00	15,788.38	11,208.92	2,999.70
Third game, Chicago....	27,054	40,118.00	21,663.72	14,442.48	4,011.80
Fourth game, Boston....	22,183	28,292.00	15,277.68	10,185.12	2,829.20
Fifth game, Boston.....	24,694	31,069.00	.....	27,962.10	3,106.90
Sixth game, Boston.....	15,238	19,795.00	.....	17,815.50	1,979.50
Totals .....	128,483	\$179,619.00	\$69,117.70	\$92,539.40	\$17,961.90

Each player on winning team received \$1,102.51. Each player on losing team received \$671.09. The New York N.L. and Cleveland A.L. teams, which finished second in their respective championship contests, received \$15,469.31. The Washington A.L. and Cincinnati N.L. teams, which finished third in their respective championship contests, received \$9,821.95. The New York A.L. and the Pittsburgh N.L. teams, which finished fourth in their respective championship contests, received \$6,187.97. From all of these sums 10 per cent was deducted to be devoted to war charities. Each league received \$10,364.56, which was deducted from the share of the clubs.

## Composite Box Score of 1918 World Series

BOSTON A. L.		Bat.		PO.		A.		E.		Fldg. PC.	
AB.	R.	H.	2B.	3B.	TB.	SB.	SH.	SO.	BB.	HP.	PC.
H. B. Hooper, right field.....	4	4	..	..	4	..	2	2	2	..	.200
D. W. Sheen, second base.....	2	4	1	..	5	1	1	3	4	..	.211
A. A. Strunk, center field.....	1	4	1	1	7	..	1	5	..	..	.174
G. Whiteman, left field.....	2	5	..	1	7	1	1	1	2	1	.250
J. McInnis, first base.....	2	5	..	..	5	..	1	1	1	..	.095
E. Scott, shortstop.....	2	2	..	..	2	..	1	2	1	..	.125
F. Thomas, third base.....	1	4	..	..	4	1	..	3	2	..	.444
W. H. Schang, catcher.....	9	1	..	..	..	..	..	..	..	..	.000
S. L. Agnew, catcher.....	9	..	..	1	3	..	1	2	..	..	.200
G. H. Ruth, pitcher-left field.....	5	..	..	..	..	..	..	..	1	5	.000
L. J. Bush, pitcher.....	2	..	..	..	..	..	..	..	..	3	.000
C. W. Mays, pitcher.....	5	1	..	..	1	..	..	..	..	8	.000
L. W. Jones, pitcher.....	1	..	..	..	..	..	..	..	1	3	.000
*J. Dubuc.....	1	..	..	..	..	..	1	..	..	..	.000
†L. Miller.....	1	..	..	..	..	..	..	..	..	..	.000
Totals.....	9	32	2	3	40	3	8	20	16	1	.186

CHICAGO N. L.		Bat.		PO.		A.		E.		Fldg. PC.	
AB.	R.	H.	2B.	3B.	TB.	SB.	SH.	SO.	BB.	HP.	PC.
M. Flack, right field.....	19	2	5	..	5	1	2	1	4	1	.263
C. Hollocher, shortstop.....	21	2	4	..	7	1	1	1	1	..	.190
L. Mann, left field.....	22	5	2	..	7	..	1	..	..	..	.227
G. H. Paskert, center field.....	21	4	1	..	5	..	2	2	2	..	.190
C. Pick, second base.....	18	2	7	1	8	1	..	1	1	..	.389
F. C. Merkle, first base.....	18	1	5	..	5	..	..	3	4	..	.278
W. L. Wortman, second base.....	1	..	3	..	..	..	..	..	..	..	.000
C. A. Deal, third base.....	17	..	3	..	3	..	1	1	..	..	.176
R. H. Zeider, third base.....	17	2	2	1	3	..	..	..	2	..	.000
W. Killefer, catcher.....	10	..	..	..	..	..	..	5	2	..	.118
J. L. Vaughn, pitcher.....	10	..	..	..	..	..	..	..	6	11	.000
G. A. Tyler, pitcher.....	5	..	1	..	1	..	..	..	2	9	.200
P. B. Douglas, pitcher.....	5	..	..	..	..	..	..	..	..	..	.000
†C. R. Hendrix, pitcher.....	1	1	..	..	1	..	..	..	..	..	.000
†W. F. McCabe.....	1	1	..	..	..	..	..	..	..	..	.000
†T. Barber.....	3	..	..	..	..	..	..	..	..	..	.000
†R. O'Farrell, catcher.....	2	..	..	..	..	..	..	..	..	..	.000
Totals.....	10	37	5	1	45	2	3	14	17	2	.210

\*Batted for Thomas in second game. †Batted for Jones in fifth game. ‡Batted for Tyler in fourth game. §Batted for Pick in first game and for Deal in fourth game. ¶Ran for Deal in first game and for Hendrix in fourth game. ††Batted for Tyler in sixth game. †††Batted for Deal in third game, for Killefer in fourth game and for Deal in sixth game.

# Major Interleague Pre-Season Games

March	17—Boston A.L.....	11	Brooklyn N.L.....	1	Hot Springs, Ark.
	23—Pittsburgh N.L..	5	Philadelphia A.L..	4	Jacksonville, Fla.
	24—Boston A.L.....	7	Brooklyn N.L.....	1	Hot Springs, Ark.
	26—Philadelphia A.L.	4	Pittsburgh N.L....	2	Jacksonville, Fla.
	27—Cincinnati N.L..	3	Cleveland A.L.....	1	Montgomery, Ala.
	27—Brooklyn N.L....	3	Boston A.L.....	2	Little Rock, Ark.
	28—Pittsburgh N.L..	2	Philadelphia A.L..	1	Jacksonville, Fla.
	30—Pittsburgh N.L..	8	Philadelphia A.L..	7	Jacksonville, Fla.
	30—Boston A.L.....	4	Brooklyn N.L.....	3	Little Rock, Ark.
	31—Boston A.L.....	7	Brooklyn N.L.....	4	Little Rock, Ark.
April	1—Boston A.L.....	3	Brooklyn N.L.....	2	Little Rock, Ark.
	1—Detroit A.L.....	7	Cincinnati N.L....	1	Waxahachie, Tex.
	1—New York A.L....	3	Boston N.L.....	0	Dublin, Ga.
	2—Boston A.L.....	7	Brooklyn N.L.....	6	Dallas, Tex.
	2—Pittsburgh N.L..	2	Philadelphia A.L..	1	Jacksonville, Fla.
	2—Detroit A.L.....	11	Cincinnati N.L....	0	Waco, Tex.
	2—New York A.L....	2	Boston N.L.....	1	Macon, Ga.
	3—Brooklyn N.L....	2	Boston A.L.....	1	Austin, Tex.
	3—Detroit A.L.....	4	Cincinnati N.L....	3	Fort Worth, Tex.
	3—New York A.L....	13	Boston N.L.....	9	Augusta, Ga.
	4—New York A.L....	3	Boston N.L.....	2	Orangeburg, S. C.
	4—Cleveland A.L....	4	New York N.L.....	1	Dallas, Tex.
	4—Boston A.L.....	10	Brooklyn N.L.....	4	Austin, Tex.
	4—Detroit A.L.....	6	Cincinnati N.L....	5	Wichita Falls, Tex.
	5—New York A.L....	10	Boston N.L.....	0	Columbia, S. C.
	5—Brooklyn N.L....	5	Boston A.L.....	3	Houston, Tex.
	5—Philadelphia A.L.	5	Pittsburgh N.L....	4	Palatka, Fla.
	6—New York A.L....	7	Boston N.L.....	3	Greenville, S. C.
	6—Pittsburgh N.L..	5	Philadelphia A.L..	3	Jacksonville, Fla.
	6—Detroit A.L.....	8	Cincinnati N.L....	7	Oklahoma City, Okla.
	7—Brooklyn N.L....	4	Boston A.L.....	3	New Orleans, La.
	7—New York N.L....	6	Cleveland A.L....	0	Houston, Tex.
	7—St. Louis A.L....	2	St. Louis N.L....	1	St. Louis, Mo.
	7—Detroit A.L.....	5	Cincinnati N.L....	2	Oklahoma City, Okla.
	8—Detroit A.L.....	11	Cincinnati N.L....	5	Muskogee, Okla.
	8—Boston N.L.....	2	New York A.L....	0	Spartanburg, S. C.
	8—Philadelphia A.L.	0	Pittsburgh N.L....	0	Augusta, Ga.
	8—Brooklyn N.L....	6	Boston A.L.....	6	Mobile, Ala.
	8—Cleveland A.L....	10	New York N.L....	3	New Orleans, La.
	8—Boston N.L.....	2	New York A.L....	0	Spartanburg, S. C.
	9—Philadelphia N.L.	5	Washington A.L..	2	Columbia, S. C.
	9—Brooklyn N.L....	3	Boston A.L.....	1	Birmingham, Ala.
	9—New York N.L....	7	Cleveland A.L....	7	Camp Shelby, Miss.
	9—Detroit A.L.....	14	Cincinnati N.L....	9	Fort Smith, Ark.
	9—New York A.L....	1	Boston N.L.....	0	Charlotte, N. C.
	10—Philadelphia A.L.	4	Pittsburgh N.L....	2	Spartanburg, S. C.
	10—Philadelphia N.L.	5	Washington A.L..	5	Greenville, S. C.
	10—New York N.L....	4	Cleveland A.L....	1	New Orleans, La.
	10—Detroit A.L.....	5	Cincinnati N.L....	3	Little Rock, Ark.
	11—Cincinnati N.L..	5	Detroit A.L.....	4	Little Rock, Ark.
	12—St. Louis A.L....	6	St. Louis N.L....	3	St. Louis, Mo.
	12—New York N.L....	5	Cleveland A.L....	1	Chattanooga, Tenn.
12—Detroit A.L.....	8	Cincinnati N.L....	2	Memphis, Tenn.	
13—St. Louis A.L....	5	St. Louis N.L....	4	St. Louis, Mo.	
13—Cleveland A.L....	5	New York N.L....	4	Lexington, Ky.	
13—Detroit A.L.....	11	Cincinnati N.L....	4	Cincinnati, Ohio.	
14—Cincinnati N.L..	4	Detroit A.L.....	2	Cincinnati, Ohio.	
14—St. Louis A.L....	3	St. Louis N.L....	1	St. Louis, Mo.	

## Twenty Innings Without a Run

A new major league record for consecutive innings without a run was made at Boston, August 1, 1918, when Pittsburgh defeated the home team in twenty-one innings by the score of 2—0. The two runs were scored in the twenty-first inning.

The best record for consecutive innings without a run was made in 1909, when Washington and Detroit played eighteen innings on July 16, in Detroit, neither side scoring.

In the twenty-first inning of the game played by Pittsburgh and Boston in 1918, Schmidt, the Pittsburgh catcher, began with a hit to left field. Cooper, pitcher, who had taken the place of Mayer in the sixteenth inning, forced Schmidt out at second. Ellam was thrown out at first base. Cooper ran to second on the play, and when Leach batted a single to deep short field, Cooper ran to third. Carey hit safely to left field and Cooper scored. Southworth followed with another single and Leach scored.

Nehf pitched the full twenty-one innings for the Boston team. Until the twenty-first inning Pittsburgh made but eight hits. In the twelfth inning, with Massey on third base, J. Smith, the Boston third baseman, bunted fairly. Massey came in from third and crossed the plate, but was ordered to return to the base, while J. Smith was called out by Umpire Quigley because of alleged interference with the ball. It was asserted that he prevented Schmidt, the Pittsburgh catcher, from making a possible play.

Nineteen Boston players were left on the bases and not an error was made by the Boston team. Mayer was brilliantly supported in the field by the Pittsburgh players throughout all the innings he pitched. The score:

PITTSBURGH.						BOSTON.							
A.B.R.H.P.A.E.						A.B.R.H.P.A.E.							
Ellam, ss.....	8	0	2	5	8	0	Herzog, 2b.....	9	0	5	5	5	0
Bigbee, lf.....	3	0	1	3	0	0	Taggart, lf.....	8	0	1	1	0	0
Leach, lf.....	2	1	1	1	0	0	Massey, cf.....	9	0	4	11	0	0
Carey, cf.....	8	0	2	4	0	0	Wickland, rf.....	8	0	2	3	0	0
Southworth, rf.....	9	0	2	6	0	0	J. C. Smith, 3b.....	8	0	1	4	8	0
Cutshaw, 2b.....	8	0	1	9	7	0	Konetchy, 1b.....	6	0	1	25	2	0
Mollwitz, 1b.....	7	0	0	24	1	1	Henry, c.....	2	0	0	1	2	0
McKechnie, 3b.....	8	0	1	2	4	0	Wilson, c.....	5	0	1	7	0	0
Schmidt, c.....	7	0	2	9	3	0	J. L. Smith, ss.....	7	0	0	5	6	0
Mayer, p.....	6	0	0	0	4	0	Nehf, p.....	7	0	0	1	11	0
Cooper, p.....	2	1	0	0	1	0	†Miller .....	1	0	0	0	0	0
*Hinchman .....	1	0	0	0	0	0	‡Johnson .....	0	0	0	0	0	0
							§Rawlings .....	1	0	0	0	0	0
Totals .....	69	2	12	63	28	1	Totals .....	71	0	15	63	34	0

\*Batted for Bigbee in thirteenth inning. †Batted for Henry in eighth inning. ‡Ran for Miller in eighth inning. §Batted for Nehf in twenty-first inning.

Pittsburgh ..... 0 2—2  
 Boston ..... 0—0

Two-base hit—Southworth. Stolen bases—Ellam, Schmidt, Bigbee, Taggart 2, Johnson. Sacrifice hits—Mollwitz, Cutshaw, Leach, J. C. Smith, Nehf. Double plays—Ellam, Cutshaw and Mollwitz 2; J. L. Smith, Konetchy and J. C. Smith. Left on bases—Pittsburgh 12, Boston 19. Bases on balls—Off Mayer 7, off Nehf 5. Hits—Off Mayer, 12 in 15 1-3 innings; off Cooper, 3 in 5 2-3. Hit by pitcher—By Mayer 2 (Taggart, J. L. Smith). Struck out—By Mayer 3, by Cooper 3, by Nehf 8. Passed ball—Henry. Winning pitcher—Cooper.

## Annual Meetings

---

### NATIONAL LEAGUE MEETING.

At the annual meeting of the National League, held in New York City, December 10, 1918, John A. Heydler was elected president, secretary and treasurer for a term of three years. It was agreed to limit the membership of the Board of Directors to four. Messrs. Hempstead, New York; Baker, Philadelphia; Ebbets, Brooklyn, and Herrmann, Cincinnati, were elected for the year 1918-19. A resolution was agreed upon asking the American League for a joint meeting to discuss the player limit, the playing schedule and a possible reorganization of the National Commission.

---

### AMERICAN LEAGUE MEETING.

The annual meeting of the American League was held in Chicago, December 12, 1918. The league passed a vote of confidence approving the long and arduous term service of August Herrmann, chairman of the National Commission. It agreed to a 140 game schedule, beginning about May 1 and terminating in October, at a seasonal period in consonance with 140 games. It was announced that the league favored a player limit of twenty-one men. Charles A. Comiskey was re-elected vice-president of the league, and the directors were named as follows: Charles A. Comiskey, representing Chicago; Harry Frazee, Boston; James Dunn, Cleveland, and Jacob Ruppert, New York. The league passed a resolution to meet with the National League in joint conference in New York, January 16. A rule was enacted that waivers may not be recalled if the player upon whom waiver is asked is claimed by a club of the American League.

---

### NATIONAL COMMISSION MEETING.

At the annual meeting of the National Commission, held in Cincinnati, January 6, 1919, the question of reorganization was deferred until after the joint conference between the major leagues in New York City, January 16. A. L. Tearney, president of the I. League and chairman of a committee appointed to request alterations of the draft and optional agreement provisions, appeared before the commission. The commission said the matter would be presented to the joint meeting of the leagues.

The commission announced that it had received inquiries as to their status from several National Agreement ball players, who before the completion of the full term of their 1918 contracts were given their release and now contend that they are free agents. This action by the various National Agreement clubs was taken with the sanction of the National Commission, because of the strict enforcement by the Federal Government of its work or fight order.

All National Agreement players were notified that the priority of their respective 1918 clubs to retain them for this season, as reserved by the various clubs, would be respected in order that the organization of major and minor leagues and the equipment of their respective clubs might be retained and the resumption of the game be effected without impairment to the interests of clubs or players.

## NATIONAL ASSOCIATION MEETING.

At the annual meeting of the National Association of Professional Base Ball Leagues, which began at Peoria, Ill., November 12, committees were appointed as follows:

Revision of Constitution—T. J. Hickey, Chicago; J. H. Farrell, Auburn, N. Y., and Walter Morris, Fort Worth, Texas. Credentials—John C. Ryan, Peoria, Ill.; Nick P. Corish, Savannah, Ga., and Dan O'Neill, Hartford, Conn. Resolutions—George K. Belden, Minneapolis, Minn.; W. B. Bradley, Richmond, Va., and E. J. Hanlon, Sioux City, Iowa. Audit—D. A. Baugh, Birmingham, Ala.; G. E. Muehlebach, Kansas City, Mo.

The Committee on Territorial Rights was constituted as follows: Jack Holland, Oklahoma City; Roger Bresnahan, Toledo; G. G. Muehlebach, Kansas City; Jack Ryan, Peoria, and Michael H. Sexton, Rock Island, chairman. The Committee on Rectification of Leagues and Salaries: G. K. Belden, Minneapolis; M. J. Finn, Chattanooga; Dan O'Neill, Hartford; Lee Blackman, Moline, and J. H. Farrell, Auburn, N. Y.

A resolution was adopted protesting against the draft of players from minor leagues. President Thomas J. Hickey of the American Association strongly urged the minors to immediately withdraw from affiliation with the majors if the demand was refused. The next annual meeting will be held at Springfield, Mass.

The resolution demanding that the further drafting of players by the major leagues cease was prepared by President A. R. Tearney of the III. League and was presented by John Holland, owner of the St. Joe (Mo.) team of the Western League.

It was adopted after a lengthy discussion by the magnates present, and President Michael H. Sexton named A. R. Tearney, Chicago, chairman; Jack Holland, Oklahoma City, and Joseph B. Tinker, Columbus, Ohio, a committee of three to present the demands of the minors to the National Commission at its first sitting.

The association also adopted a resolution protesting against options from majors to minors and went on record as favoring the drafting of players among the minors and the advancing of the C and D men to the AA and A circuits before these young stars are sent to the majors.

The classification of new leagues to be organized after peace is declared will be determined by the aggregate population of cities comprising the circuits. Class AA leagues must have an aggregate population of 1,750,000; Class A, 1,000,000; Class B, 400,000 to 1,000,000; Class C, 200,000 to 400,000; Class D, under 200,000. In connection with the reclassification, John H. Farrell, secretary of the association, ruled that the territory formerly claimed by the III. League, Central League and Central Association was now open.

## INTERNATIONAL LEAGUE MEETING.

Members of the International League met at the Imperial Hotel in New York, December 9. The pennant for 1918 was awarded to the Toronto club. President Farrell's report was read and adopted. The clubs professed willingness to go forward with the season of 1919. Suggestion was made for a salary limit based on the receipts and disbursements of the season. John Dunn of the Baltimore club opposed the drafting of players of Class AA by the major leagues.



## INTERNATIONAL LEAGUE ELECTS PRESIDENT.

At the meeting of the International League, which was held in New York, January 6, 1919, David L. Fultz was elected president of the organization for one year. Mr. Fultz succeeded John H. Farrell, who resigned. Fultz is a graduate of Brown University, where he played foot ball and Base Ball, captaining his teams in his junior and senior years. He took up professional Base Ball at the end of his college career and played on the Baltimore National League team in 1899. He played the outfield with Milwaukee in 1900, the first year of the American League, and came to Philadelphia with Connie Mack in 1901. He was one of the stars of Mack's first championship Athletic club in 1902.

In 1903 Fultz cast his lot with the all-star Yankee team with which Clark Griffith invaded New York in that year. He later won fame as a foot ball official, and in 1912 originated the Players' Fraternity and was elected its first president. He continued at its head until it was dissolved. Rochester was not represented at the meeting. The league passed a resolution requesting that the draft be lifted from the International League.

## Options and Drafts

Because of the disbandment of most of the minor league clubs prior to August 1 and subsequent neglect to file agreements, and inability in many cases to obtain them, the National Commission calls attention to the fact that its record of such players for last season naturally is incomplete. So far as it is possible to do so the editor of the RECORD herewith announces the names of such players as were recalled by major league clubs.

### NATIONAL LEAGUE.

**BY BOSTON:** Purchased release—Fillingim and Northrop from Indianapolis; Conway and Canavan from Worcester; Hearne from Toronto; Herzog from New York. Drafted—Northrop from Indianapolis; George from Columbus; Riggert from St. Paul; Terry from Los Angeles.

**BY BROOKLYN:** Purchased release—Robertson from New Orleans; Smith from New York. Recalled—Heitman from Rochester; Appleton from Seattle; Hehl from Jersey City; Adams, Colwell and Goodbred from Oakland, Cal.

**BY CHICAGO:** Purchased release—Tyler from Boston; Weaver from New Haven; Mariott from Fort Dodge; McCabe from Hutchinson; Daley from Cleveland; Napier from Shreveport; Pick from San Francisco; Martin from Oakland. Recalled—Hungling from Rochester; Lear from Toronto; Driscoll and Schick were returned to Chicago by Angel City.

**BY CINCINNATI:** Purchased release—Haines from Hutchinson; Magee from St. Louis; Crane from Washington; Smith from New York; Blackburne from Toronto; McHenry from Milwaukee. Recalled—Jacobus from Fort Worth; Cueto and Ring from Chattanooga. Drafted—W. Dell from Vernon.

**BY NEW YORK:** Purchased release—Steele from Kansas City; Hemingway from New Orleans; Sicking and Ross from San Antonio; Kelly and Niehoff from Rochester; Barnes and Doyle from Boston. Recalled—Hoyt, Hubbell, Ogden and Ross from Newark; O'Neill from Rochester; Winters and Pitt from Kansas City.

**BY PHILADELPHIA:** Purchased release—Mains from Louisville; Hogg from Los Angeles; Pearce from Richmond; Hemingway from New York.

BY PITTSBURGH: Purchased release—Lohr from Cleveland; Malls from Portland; Hamilton from Columbus; Stumpf from Oakland; Ellam from Indianapolis. Drafted—Walter Barbare from New Orleans; George Winn (also played under name of George Jackson) from Richmond, Va.; Cliff Lee from Portland, Ore.

BY ST. LOUIS: Purchased release—Menze from Sherman; Hendricks, Bronkie and Gossett from Indianapolis; Grimm, Distel and Brottom from Little Rock; McHenry, Distel, Anderson and Moran from Milwaukee; Tuero from Wilkes-Barre. Recalled—Heathcote from Houston; Tuero and Brock from Little Rock; Distel from Milwaukee.

#### AMERICAN LEAGUE.

BY BOSTON: Purchased release—Whiteman from Toronto; Howley from Montreal.

BY CHICAGO: Purchased release—Willson from Vancouver; Musser from Des Moines; McClelland from Hutchinson.

BY CLEVELAND: Purchased release—Miller from New Orleans; Getz, Wilkinson and Enzmann from Newark. Recalled—Gould from Toronto.

BY DETROIT: Purchased release—Dowd from Syracuse; Bailey from New Orleans; Walsh from Little Rock; Flagstead from Chattanooga; Finneran and Harper from St. Paul; Snedegar from St. Joseph. Drafted—Lawry from Baltimore.

BY PHILADELPHIA: Purchased release—Acosta from Atlanta; Warrell, Jacobson, Johnson, Griffin, Lawry, Schaufele, Hill, Lefler, Newton and Crowell from Baltimore.

BY NEW YORK: Purchased release—Keating and Piercy from St. Paul; Brady, Sanders, Carpenter and Hartle from Toledo; Hyatt and Robinson from Little Rock; Vance and Nelson from Memphis; Finneran from Detroit; Markle from Toronto; Tipple and Ferguson from Baltimore; Cantwell, Ross, Bankston and Schwert from Newark. Drafted—Frank O'Doul from San Francisco; Earl P. Baldwin from Salt Lake City.

BY ST. LOUIS: Purchased release—Johns from Columbus; Mulvey from Baltimore.

BY WASHINGTON: Purchased release—Reese from St. Louis N. L.; P. cinich from Atlanta; Matteson from Dallas; Hevlik from Wichita; Casey from Minneapolis. Recalled—Lynch and Waldbauer from Jersey City.

## Major League Statistics

### LONGEST GAMES IN THE MAJOR LEAGUES.

#### NATIONAL LEAGUE.

Twenty-two Innings.

Aug. 22, 1917—Brooklyn, 6; Pittsburgh, 5.

Twenty-one Innings.

July 17, 1914—New York, 3; Pittsburgh, 1. Aug. 1, 1918—Pittsburgh, 2; Boston, 0.  
July 17, 1918—Chicago, 2; Philadelphia, 1.

Twenty Innings.

June 30, 1892—Chicago, 7; Cin., 7 (tie). Aug. 24, 1905—Chicago, 2; Phila., 1.

Nineteen Innings.

June 22, 1902—Chicago, 3; Pittsburgh, 2. June 17, 1915—Chicago, 4; Brooklyn, 3.  
July 21, 1912—Pittsburgh, 7; Boston, 6. July 13, 1918—St. Louis, 8; Phila., 8.

Eighteen Innings.

Aug. 17, 1882—Providence, 1; Detroit, 0. June 24, 1905—Chicago, 2; St. Louis, 1.  
Aug. 17, 1902—Bklyn., 7; St. L., 7 (tie). June 28, 1916—Pittsburgh, 3; Chicago 2.

Seventeen Innings.

June 26, 1893—Cin., 5; N. Y., 5 (tie). Aug. 22, 1908—Pittsburgh, 1; Brooklyn, 0.  
Sept. 21, 1901—Chicago, 1; Boston, 0. Sept. 2, 1908—Phila., 3; Brooklyn, 2.  
Aug. 11, 1904—St. Louis, 4; Brooklyn, 3. July 26, 1909—N. Y., 3; Boston, 3 (tie).  
Sept. 18, 1904—Chicago, 2; Cincinnati, 1. May 23, 1913—Chicago, 8; St. Louis, 7.  
June 4, 1908—Chi., 1; Boston, 1 (tie).

#### AMERICAN LEAGUE.

Twenty-four Innings.

Sept. 1, 1906—Philadelphia, 4; Boston, 1.

Twenty Innings.

July 4, 1905—Philadelphia, 4; Boston, 2.

Nineteen Innings.

Sept. 12, 1912—Wash., 5; Philadelphia, 4. May 24, 1918—Cleveland, 3; New York, 2.  
June 24, 1915—Chicago, 5; Cleveland, 4.

Eighteen Innings.

June 25, 1903—Chicago, 6; N. Y., 6 (tie). May 15, 1918—Washington, 1; Chicago, 0.  
July 16, 1909—Det., 0; Wash., 0 (tie). Aug. 4, 1918—Detroit, 7; Washington, 6.

Seventeen Innings.

Aug. 9, 1900—Milwaukee, 3; Chicago, 2. May 13, 1909—Chi., 1; Wash., 1 (tie).  
May 18, 1902—Chi., 2; St. L., 2 (tie). May 25, 1912—Chicago, 5; Detroit, 4.  
July 9, 1902—Philadelphia, 4; Boston, 2. May 21, 1915—Chicago, 3; Boston, 2.  
Sept. 30, 1907—Det., 9; Phila., 9 (tie). July 14, 1916—St. Louis, 0; Boston 0 (tie).

### NATIONAL LEAGUE, 1918

#### GAMES OF FEW HITS.

No-hit games—None.

One-hit Games.

Apr. 16—Schneider (Cin.) vs. Pittsburgh. June 18—Cooper (Pitts.) vs. Philadelphia.  
Apr. 24—Vaughn (Chi.) vs. St. Louis. June 30—Steele (Pitts.) vs. St. Louis.  
May 6—Griner (Bklyn.) vs. Philadelphia. July 25—Grimes (Bklyn.) vs. Pittsburgh.  
June 10—Rudolph (Bos.) vs. Cincinnati. Aug. 1—Vaughn (Chi.) vs. New York.

## GAMES OF FEW HITS—Continued).

## Two-hit Games.

Apr. 26—Alexander (Chi.) vs. St. Louis.	June 21—Marquard (Bklyn.) vs. N. Y.
May 2—Ames (St. L.) vs. Pittsburgh.	July 3—Perritt (N. Y.) vs. Brooklyn.
May 4—Tesreau (N. Y.) vs. Boston.	July 10—Regan (Cin.) vs. Brooklyn.
May 13—Oeschger (Phila.) vs. St. Louis (10 inn.).*	July 19—Pfeffer (Bklyn.) vs. Chicago.
May 27—Grimes (Bklyn.) vs. St. Louis.	Aug. 10—Grimes (Bklyn.) vs. Phila.
June 8—Tyler (Chi.) vs. Philadelphia.	Aug. 20—Jacobs (Phila.) vs. St. Louis.
June 10—Cooper (Pitts.) vs. Brooklyn.	Aug. 30—Perritt (N. Y.) vs. Brooklyn.
June 12—Tyler (Chi.) vs. New York.	Sept. 2—Tuero (St. L.) vs. Cincinnati.

\*Two hits off Oeschger made in first inning, Oeschger pitching last nine innings without a hit being made off his pitching.

## Three-hit Games.

Apr. 16—Cooper-Harmon (Pitts.) vs. Cin.	June 26—Ames-Packard (St. L.) vs. Chi.
Apr. 25—Miller (Pitts.) vs. Cincinnati.	June 27—Grimes (Bklyn.) vs. Phila.
May 2—Cheney (Bklyn.) vs. Boston.	July 2—Vaughn (Chi.) vs. St. Louis.
May 4—Grimes (Bklyn.) vs. Phila.	July 3—Hogg (Phila.) vs. Boston.
May 5—Vaughn (Chi.) vs. St. Louis.	July 4—Doak (St. L.) vs. Chicago.
June 1—Perritt (N. Y.) vs. Pittsburgh.	July 4—Oeschger (Phila.) vs. Boston (12 inn.).
June 3—Miller (Pitts.) vs. New York.	July 8—Ragan (Bos.) vs. Pittsburgh.
June 6—Douglas (Chi.) vs. Philadelphia.	Aug. 1—Jacobs (Phila.) vs. St. Louis.
June 6—Marquard (Bklyn.) vs. Pitts.	Aug. 3—Ames (St. L.) vs. Philadelphia.
June 8—Cadore-Grimes-Coombs (Bklyn.) vs. Pittsburgh (12 inn.).	Aug. 11—Doak (St. L.) vs. Cincinnati.
June 12—Fillingim (Bos.) vs. Pittsburgh.	Aug. 16—Packard (St. L.) vs. Boston.
June 17—Nehf (Bos.) vs. St. Louis.	Aug. 19—Martin (Chi.) vs. Boston.
June 19—Douglas (Chi.) vs. Pittsburgh.	Aug. 23—Northrup (Bos.) vs. Pittsburgh.
June 25—Tyler-Carter (Chi.) vs. St. L.	Aug. 26—Toney (N. Y.) vs. St. Louis.

## SHUTOUT GAMES.

Apr. 25—Pittsburgh 1, Cincinnati 0 (Miller vs. Schneider).	July 3—New York 1, Brooklyn 0 (Perritt vs. Cheney).
May 2—Pittsburgh 1, St. Louis 0 (Hamilton vs. Ames).	July 4—Chicago 1, St. Louis 0 (Tyler vs. Ames), 10 inn.
May 4—Chicago 1, Cincinnati 0 (Tyler vs. Eller).	July 4—Chicago 1, St. Louis 0 (Hendrix vs. Doak).
May 19—Boston 1, St. Louis 0 (Hearne vs. Packard).	July 4—Pittsburgh 1, Cincinnati 0 (Miller-Sanders vs. Ring), 11 inn.
May 21—Brooklyn 1, Chicago 0 (Coombs vs. Vaughn).	July 6—Chicago 1, New York 0 (Vaughn vs. Demaree), 12 inn.
May 27—Brooklyn 1, St. Louis 0 (Grimes vs. Sherdell).	July 18—Philadelphia 1, Pittsburgh 0 (Jacobs vs. Slapnicka), 13 inn.
June 6—Brooklyn 1, Pittsburgh 0 (Marquard vs. Sanders).	July 20—Pittsburgh 1, Philadelphia 0 (Mayer vs. Hogg).
June 8—Boston 1, Cincinnati 0 (Nehf vs. Toney).	July 31—New York 1, Pittsburgh 0 (Causey vs. Comstock).
June 10—Boston 1, Cincinnati 0 (Rudolph vs. Bressler).	Aug. 5—Boston 1, Pittsburgh 0 (Rudolph vs. Adams).
June 12—Boston 1, Pittsburgh 0 (Fillingim vs. Miller).	Aug. 29—Chicago 1, Cincinnati 0 (Tyler vs. Eller).
June 12—New York 1, Chicago 0 (Perritt vs. Tyler).	Aug. 29—Pittsburgh 1, St. Louis 0 (Cooper vs. Doak).
June 18—Philadelphia 1, Pittsburgh 0 (Hogg vs. Cooper).	Aug. 30—New York 1, Brooklyn 0 (Perritt vs. Coombs).
June 19—Chicago 1, Pittsburgh 0 (Douglas vs. Harmon).	Aug. 30—Philadelphia 1, Boston 0 (Oeschger vs. Rudolph).
June 21—Brooklyn 1, New York 0 (Marquard vs. Sallee).	Sept. 2—Cincinnati 1, St. Louis 0 (Luque vs. Tuero).
June 26—Chicago 1, St. Louis 0 (Vaughn vs. Ames-Packard).	Apr. 16—Cin. 2, Pitts. 0 (Schneider).
June 26—Philadelphia 1, Brooklyn 0 (Jacobs vs. Marquard-Grimes).	Apr. 17—N. Y. 2, Bklyn. 0 (Barnes).
	Apr. 24—Chi. 2, St. L. 0 (Vaughn).
	May 6—Bklyn. 2, Phila. 0 (Griner).

SHUTOUT GAMES—(Continued).

- |   |   |
|---|---|
| May 11—Pitts. 2, N. Y. 0 (Cooper).      | Aug. 18—St. L. 4, Phila. 0 (Sherdell).      |
| May 17—Chi. 2, Phila. 0 (Vaughn).       | Aug. 29—N. Y. 4, Bklyn. 0 (Toney).          |
| May 21—N. Y. 2, St. Louis 0 (Barnes).   | Sept. 1—Chicago 4, Pittsburgh 0             |
| June 1—N. Y. 2, Pitts. 0 (Perritt).     | (Vaughn-Tyler).                             |
| June 5—Bklyn. 2, St. L. 0 (Cadore).     | Apr. 20—N. Y. 5, Bos. 0 (Anderson).         |
| June 10—Bklyn. 2, Pitts. 0 (Grimes).    | May 14—Bos. 5, Chi. 0 (Fillingim).          |
| June 29—Chi. 2, Cin. 0 (Vaughn).        | May 23—Chi. 5, Bklyn. 0 (Weaver)            |
| July 4—Bklyn. 2, N. Y. 0 (Marquard).    | June 4—Phila. 5, Cin. 0 (Hogg).             |
| July 19—Bklyn. 2, Chi. 0 (Pfeffer).     | July 3—Phila. 5, Bos. 0 (Hogg).             |
| July 27—Bklyn. 2, St. L. 0 (Robertson). | July 8—Bos. 5, Pitts. 0 (Ragan).            |
| Aug. 1—Pittsburgh 2, Boston 0           | July 10—Cin. 5, Bklyn. 0 (Regan).           |
| (Mayer-Cooper vs. Nehf), 21 inn.        | July 25—Cin. 5, Bos. 0 (Schneider).         |
| Aug. 14—Chi. 2, Pitts. 0 (Vaughn).      | Aug. 1—Chi. 5, N. Y. 0 (Vaughn).            |
| Aug. 17—Chi. 2, Phila. 0 (Tyler).       | Aug. 5—Cin. 5, Bklyn. 0 (Regan).            |
| Aug. 17—Bklyn. 2, Pitts. 0 (Grimes).    | Aug. 23—Bos. 5, Pitts. 0 (Northrup).        |
| Aug. 17—Bos. 2, St. L. 0 (Nehf).        | Aug. 30—Cin. 5, Chicago 0 (Mitchell).       |
| Aug. 19—Chi. 2, Bos. 0 (Martin).        | Apr. 29—N. Y. 6, Phila. 0 (Tesreau).        |
| Aug. 25—Cin. 2, Bos. 0 (Ring), 7 inn.   | May 2—N. Y. 6, Phila. 0 (Perritt).          |
| Aug. 26—N. Y. 2, St. L. 0 (Perritt).    | June 8—Chi. 6, Phila. 0 (Tyler).            |
| Apr. 22—Phila. 3, Bklyn. 0 (Oeschger).  | June 13—Bklyn. 6, Cin. 0 (Marquard).        |
| Apr. 26—Phila. 3, Bos. 0 (Main).        | June 20—N. Y. 6, Bklyn. 0 (Causey).         |
| May 4—Bklyn. 3, Phila. 0 (Grimes).      | Aug. 13—Cin. 6, St. L. 0 (Ring).            |
| May 5—Chi. 3, St. L. 0 (Vaughn).        | June 14—N. Y. 7, Chi. 0 (Demaree).          |
| May 16—Cin. 3, N. Y. 0 (Toney).         | June 30—Cin. 7, Chi. 0 (Ring).              |
| May 19—Chi. 3, Phila. 0 (Tyler).        | July 10—Cin. 7, Bklyn. 0 (Ring).            |
| May 25—Cin. 3, Phila. 0 (Smith).        | Aug. 1—Phila. 7, St. L. 0 (Jacobs).         |
| May 29—Bos. 3, Bklyn. 0 (Fillingim).    | May 30—Pitts. 8, St. L. 0 (Miller).         |
| June 6—Chi. 3, Phila. 0 (Douglas).      | July 12—Chi. 8, Bos. 0 (Hendrix).           |
| June 21—Pitts. 3, Chi. 0 (Steele).      | July 26—N. Y. 8, St. L. 0 (Steele).         |
| June 24—N. Y. 3, Bos. 0 (Demaree).      | Aug. 16—St. L. 8, Bos. 0 (Packard).         |
| July 27—Cin. 3, Phila. 0 (Regan).       | June 26—N. Y. 9, Bos. 0 (Sallee).           |
| Aug. 17—Chi. 3, Phila. 0 (Hendrix).     | Aug. 28—Cin. 9, Chi. 0 (Mitchell).          |
| Aug. 20—Phila. 3, St. L. 0 (Jacobs).    | July 25—Bklyn. 10, Pitts. 0 (Grimes).       |
| Aug. 22—Pitts. 3, Bos. 0 (Sanders).     | May 18—Bos. 11, St. L. 0 (Fillingim).       |
| May 30—St. L. 4, Pitts. 0 (Doak).       | June 25—Chicago 14, St. Louis 0.            |
| July 2—Bklyn. 4, Bos. 0 (Grimes).       | (Tyler-Carter).                             |
| July 24—Bos. 4, Cin. 0 (Rudolph).       | Apr. 30—N. Y. 15, Phila. 0 (Barnes-Causey). |
| Aug. 1—Bklyn. 4, Cin. 0 (Coombs).       | May 7—Bos. 16, Bklyn. 0 (Ragan).            |
| Aug. 10—Bklyn. 4, Phila. 0 (Grimes).    |   |

EXTRA INNING GAMES.

Twenty-one Innings.

- |  |                                    |
|--|------------------------------------|
| July 17—Chicago-Philadelphia ..... 2-1 | Aug. 1—Pittsburgh-Boston ..... 2-0 |
|--|------------------------------------|

Nineteen Innings.

- |  |
|--|
| June 13—St. Louis-Philadelphia ..... 8-8 |
|--|

Sixteen Innings.

- |                                     |                                    |
|-------------------------------------|------------------------------------|
| June 11—Pittsburgh-Boston ..... 3-2 | July 18—Brooklyn-Chicago ..... 3-2 |
|-------------------------------------|------------------------------------|

Fourteen Innings.

- |                                     |
|-------------------------------------|
| May 23—New York-St. Louis ..... 6-4 |
|-------------------------------------|

Thirteen Innings.

- |  |                                      |
|--|--------------------------------------|
| June 4—St. Louis-Brooklyn ..... 8-1      | July 25—Cincinnati-Boston ..... 4-2  |
| June 19—Brooklyn-New York ..... 2-1      | July 31—Brooklyn-St. Louis ..... 2-1 |
| July 18—Philadelphia-Pittsburgh .... 1-0 |                                      |

Twelve Innings.

- |   |   |
|---|---|
| Apr. 27—Chicago-St. Louis ..... 5-4     | July 4—Philadelphia-Boston ..... 3-2    |
| May 22—Pittsburgh-Philadelphia .... 6-5 | July 6—Chicago-New York ..... 1-0       |
| May 24—St. Louis-Brooklyn ..... 2-1     | July 29—St. Louis-Brooklyn ..... 4-3    |
| June 3—St. Louis-Brooklyn ..... 15-12   | Aug. 13—Brooklyn-Philadelphia ..... 4-3 |
| June 8—Brooklyn-Pittsburgh ..... 2-1    |   |

## EXTRA INNING GAMES—(Continued).

## Eleven Innings.

May 24—Cincinnati-Philadelphia ....	2-1	July 21—New York-St. Louis .....	6-2
June 8—St. Louis-New York .....	4-2	July 29—Philadelphia-Cincinnati ....	5-4
June 30—Chicago-Cincinnati .....	7-7	Aug. 7—Boston-St. Louis .....	4-3
June 30—Pittsburgh-St. Louis .....	5-4	Aug. 17—Cincinnati-New York .....	4-3
July 4—Pittsburgh-Cincinnati .....	1-0	Aug. 20—Chicago-Boston .....	7-6
July 17—Pittsburgh-Brooklyn .....	5-4	Aug. 31—Boston-Philadelphia .....	5-2

## Ten Innings.

Apr. 19—Philadelphia-Boston .....	4-3	July 4—Chicago-St. Louis .....	1-0
Apr. 25—New York-Brooklyn .....	6-5	July 4—Brooklyn-New York .....	4-3
May 1—St. Louis-Cincinnati .....	2-1	July 7—Brooklyn-St. Louis .....	2-1
May 4—Pittsburgh-St. Louis .....	5-4	July 9—New York-Chicago .....	7-6
May 13—Philadelphia-St. Louis .....	3-3	July 11—Chicago-Boston .....	4-3
May 14—Cincinnati-Brooklyn .....	2-1	July 20—New York-St. Louis .....	6-4
May 15—St. Louis-Boston .....	3-2	Aug. 1—St. Louis-Philadelphia .....	3-1
June 14—Philadelphia-St. Louis .....	2-1	Aug. 10—Chicago-Pittsburgh .....	3-3
June 17—Philadelphia-Pittsburgh .....	9-8	Aug. 21—Cincinnati-Philadelphia .....	4-3
June 20—Boston-Philadelphia .....	6-4	Aug. 22—New York-Chicago .....	4-2
June 23—Boston-Brooklyn .....	4-3	Aug. 24—Cincinnati-Boston .....	7-6
July 2—Pittsburgh-Cincinnati .....	7-6	Aug. 25—Boston-Cincinnati .....	8-7

## DRAWN GAMES.

May 13—Phila.-St. L. (10 inn.).....	3-3	June 30—Chi.-Cin. (11 inn.).....	7-7
June 13—St. L.-Phila. (19 inn.).....	8-8	Aug. 10—Chi.-Pitts. (10 inn.).....	3-3

## HIGH SCORES.

July 27—St. Louis-Brooklyn .....	22-7	June 6—St. Louis-New York .....	12-6
July 6—Pittsburgh-Boston .....	17-1	June 21—St. Louis-Cincinnati .....	12-6
Aug. 3—St. Louis-Philadelphia .....	16-12	July 25—Chicago-Philadelphia .....	12-6
May 7—Boston-Brooklyn .....	16-0	July 26—Boston-Cincinnati .....	12-3
June 3—St. L.-Bklyn. (12 inn.).....	15-12	Aug. 12—Pittsburgh-Chicago .....	12-1
June 23—Pittsburgh-Cincinnati .....	15-1	Aug. 3—Chicago-New York .....	11-6
Apr. 30—New York-Philadelphia .....	15-0	Apr. 26—New York-Brooklyn .....	11-5
July 27—Cincinnati-Philadelphia .....	14-5	July 13—St. Louis-Philadelphia .....	11-5
Apr. 17—Boston-Philadelphia .....	14-2	July 26—Boston-Cincinnati .....	11-5
June 25—Chicago-St. Louis .....	14-0	May 18—Pittsburgh-Brooklyn .....	11-4
May 2—Chicago-Cincinnati .....	12-8	Aug. 2—Chicago-New York .....	11-1
May 31—Pittsburgh-St. Louis .....	12-7	May 18—Boston-St. Louis .....	11-0

## HEAVY BATTING IN NINE INNINGS.

## Twenty-six Hits.

July 27—St. Louis, off Heitman-Grimes-Coombs (Brooklyn).

## Twenty-one Hits.

July 6—Pittsburgh, off Rudolph-Canavan (Boston).

## Twenty Hits.

June 21—St. Louis, off Toney-Smith (Cincinnati).

July 27—Cincinnati, off Watson (Philadelphia).

## Nineteen Hits.

Apr. 30—New York, off Prendergast-Tincup-Watson (Philadelphia).

June 23—Pittsburgh, off Toney-Smith (Cincinnati).

July 26—Boston, off Jacobus (Cincinnati).

Aug. 2—Chicago, off Perritt-Schupp (New York).

## HEAVY BATTING IN NINE INNINGS—(Continued).

## Seventeen Hits.

- Apr. 17—Boston, off Tincup-Woodward (Philadelphia).  
 May 7—Boston, off Cheney-Durning (Brooklyn).  
 July 25—Brooklyn, off Slapnicka (Pittsburgh).  
 Aug. 3—Philadelphia, off Packard-Meadows (St. Louis).  
 Aug. 10—Cincinnati, off Ames-Meadows (St. Louis).  
 Aug. 12—Pittsburgh, off Martin-Hendrix-Napier (Chicago).

## Sixteen Hits.

- May 2—Chicago, off Regan-Conley (Cincinnati).  
 May 13—Chicago, off Nehf-Canavan (Boston).  
 May 18—Pittsburgh, off Griner-Grimes (Brooklyn).  
 May 27—Chicago, off Perritt-Anderson-Causey (New York).  
 June 5—Cincinnati, off Mayer (Philadelphia).  
 June 21—Philadelphia, off Upham (Boston).  
 July 6—Cincinnati, off Jacobs-Davis (Philadelphia).  
 July 13—Cincinnati, off Grimes-Robertson (Brooklyn).  
 July 14—Cincinnati, off Demaree (New York).  
 Aug. 3—St. Louis, off Oeschger-Fortune-Fredergast (Philadelphia).  
 Aug. 16—St. Louis, off Rudolph-Crandall (Boston).  
 Aug. 19—Cincinnati, off Marquard (Brooklyn).  
 Aug. 28—Brooklyn, off Causey-Steele-Perritt (New York).

## Fifteen Hits.

- Apr. 23—Philadelphia, off Mamaux-Cheney-Marquard (Brooklyn).  
 May 13—Brooklyn, off Toney-Bressler-Eller (Cincinnati).  
 May 17—Brooklyn, off Harmon-Steel (Pittsburgh).  
 May 21—Cincinnati, off Nehf (Boston).  
 May 30—Cincinnati, off Tyler-Weaver-Carter (Chicago).  
 June 5—Chicago, off Ragan-Hearn (Boston).  
 June 14—Boston, off Cooper (Pittsburgh).  
 June 17—Brooklyn, off Tyler-Douglas (Chicago).  
 June 22—Cincinnati, off Packard-May-Sherdell (St. Louis).  
 July 12—St. Louis, off Jacobs (Philadelphia).  
 July 24—St. Louis, off Sallee-Schupp-Ogden-Hoyt (New York).  
 Aug. 6—Boston, off Meadows (St. Louis).  
 Aug. 24—Chicago, off Grimes-Smith (Brooklyn).

## AMERICAN LEAGUE, 1918

## GAMES OF FEW HITS.

## No-hit Games.

- ] June 3—Leonard (Bos.) vs. Detroit.

## One-hit Games.

- |                                       |                                       |
|---------------------------------------|---------------------------------------|
| Apr. 16—Mays (Bos.) vs. Philadelphia. | June 9—Johnson (Wash.) vs. Detroit.   |
| May 11—Perry (Phila.) vs. Chicago.    | June 21—Mays (Bos.) vs. Philadelphia. |
| May 23—Morton (Cleve.) vs. Boston.    | June 28—Harper (Wash.) vs. Boston.    |
| May 28—Bush (Bos.) vs. Chicago.       | Aug. 31—Watson (Phila.) vs. Boston.   |
| June 3—Gregg (Phila.) vs. St. Louis.  |                                       |

## Two-hit Games.

- |  |                                      |
|--|--------------------------------------|
| Apr. 23—Thormahlen (N. Y.) vs. Boston.   | Aug. 1—Caldwell (N. Y.) vs. Detroit. |
| June 10—Bush (Bos.) vs. Chicago.         | Aug. 12—Morton (Cleve.) vs. Chicago. |
| June 26—Shellenback (Chi.) vs. Detroit.  | Aug. 19—Jones (Bos.) vs. Cleveland.  |
| July 18—Cicotte (Chi.) vs. Philadelphia. |                                      |

## GAMES OF FEW HITS—Continued).

## Three-hit Games.

- Apr. 19—Gregg (Phila.) vs. Washington.  
 Apr. 23—Bush (Bos.) vs. New York.  
 Apr. 30—Love (N. Y.) vs. Philadelphia.  
 May 4—Perry (Phila.) vs. Washington  
 (11 inn.).  
 May 7—Bagby (Cleve.) vs. Chicago.  
 May 7—Love (N. Y.) vs. Philadelphia.  
 May 8—Sothoron (St. L.) vs. Detroit.  
 May 14—Faber (Chi.) vs. Philadelphia.  
 May 17—Shaw (Wash.) vs. Chicago.  
 May 22—Boland (Det.) vs. Philadelphia.  
 May 25—Shaw (Wash.) vs. Detroit.  
 May 27—Thormahlen (N. Y.) vs. Cleve.  
 June 6—Coveleskie (Cleve.) vs. Boston  
 (10 inn.).  
 June 10—Shellenback (Chi.) vs. Boston.  
 June 12—Mays (Bos.) vs. Chicago.  
 June 13—Gallia (St. L.) vs. Washington.  
 June 15—Harper (Wash.) vs. Chicago.
- June 16—Morton (Cleve.) vs. Philadelphia  
 June 20—Gregg (Phila.) vs. Boston.  
 June 24—Mogridge (N. Y.) vs. Boston.  
 June 29—Shawkey-Caldwell (N. Y.) vs.  
 Philadelphia.  
 July 2—Geary (Phila.) vs. New York.  
 July 4—Shawkey (N. Y.) vs. Wash.  
 July 7—Sothoron (St. L.) vs. Washington.  
 July 8—Morton (Cleve.) vs. Boston.  
 July 11—Coveleskie (Cleve.) vs. N. Y.  
 July 16—Boland (Det.) vs. New York.  
 July 19—Mays (Bos.) vs. Detroit.  
 July 30—Shaw (Wash.) vs. Chicago.  
 Aug. 3—Bagby (Cleve.) vs. Boston.  
 Aug. 11—Shaw (Wash.) vs. Philadelphia.  
 Aug. 12—Robinson (N. Y.) vs. Boston.  
 Aug. 24—Mogridge (N. Y.) vs. Detroit.  
 Aug. 28—Jones (Bos.) vs. Detroit.  
 Aug. 31—Ruth (Bos.) vs. Philadelphia.

## SHUTOUT GAMES.

- Apr. 16—Boston 1, Philadelphia 0  
 (Mays vs. Perry).  
 Apr. 19—Washington 1, Philadelphia 0  
 (Ayers vs. Gregg).  
 Apr. 23—Boston 1, New York 0  
 (Bush vs. Thormahlen).  
 May 4—Philadelphia 1, Washington 0.  
 (Perry vs. Harper-Johnson), 11 inn.  
 May 11—Philadelphia 1, Chicago 0  
 (Perry vs. Shellenback).  
 May 11—Washington 1, Cleveland 0  
 (Johnson vs. Bagby).  
 May 12—Chi. 1, Cleve. 0  
 (Williams vs. Enzmann), 5 inn.  
 May 15—Washington 1, Chicago 0  
 (Johnson vs. Williams), 18 inn.  
 May 16—New York 1, St. Louis 0  
 (Thormahlen vs. Gallia).  
 May 17—Washington 1, Chicago 0  
 (Shaw vs. Cicotte).  
 May 19—Washington 1, Cleveland 0  
 (Ayers vs. Coveleskie), 12 inn.  
 May 22—New York 1, Chicago 0  
 (Thormahlen vs. Cicotte), 14 inn.  
 May 23—Cleveland 1, Boston 0  
 (Morton vs. Jones).  
 May 25—Detroit 1, Washington 0.  
 (Dauss vs. Shaw).  
 May 28—Boston 1, Chicago 0.  
 (Bush vs. Cicotte).  
 June 2—Cleveland 1, Washington 0  
 (Bagby vs. Johnson), 11 inn.  
 June 6—Boston 1, Cleveland 0  
 (Jones vs. Coveleskie), 10 inn.  
 June 7—New York 1, St. Louis 0  
 (Russell vs. Shocker).  
 June 10—Boston 1, Chicago 0  
 (Bush vs. Shellenback).  
 June 27—Detroit 1, Chicago 0  
 (Boland vs. Danforth).  
 July 8—Boston 1, Cleveland 0  
 (Jones vs. Coveleskie), 10 inn.
- July 9—Boston 1, Cleveland 0  
 (Bush vs. Bagby), 12 inn.  
 July 11—Cleveland 1, New York 0  
 (Coveleskie vs. Finneran).  
 July 13—Detroit 1, Washington 0  
 (James vs. Harper).  
 July 22—Boston 1, Detroit 0  
 (Bush vs. James), 10 inn.  
 July 25—Washington 1, St. Louis 0  
 (Johnson vs. Sothoron), 15 inn.  
 July 29—Chicago 1, Washington 0  
 (Benz vs. Harper-Johnson), 13 inn.  
 Aug. 6—Cleveland 1, Washington 0  
 (Bagby vs. Harper-Matteson), 10 inn.  
 Aug. 10—Washington 1, Philadelphia 0  
 (Johnson vs. Watson).  
 Aug. 22—St. Louis 1, Boston 0  
 (Davenport vs. Bush).  
 Aug. 28—Philadelphia 1, Cleveland 0  
 (Watson vs. Enzmann).  
 Aug. 31—Philadelphia 1, Boston 0  
 (Watson vs. Bush-Kinney).  
 Apr. 30—N. Y. 2, Phila. 0 (Love).  
 June 9—Bos. 2, Cleve. 0 (Leonard).  
 June 9—Wash. 2, Det. 0 (Johnson).  
 June 13—St. L. 2, Wash. 0 (Gallia).  
 June 20—Phila. 2, Boston 0 (Gregg).  
 June 30—Det. 2, Cleve. 0 (Boland), 8 inn.  
 July 1—St. Louis 2, Chicago 0  
 (Houck-Rogers).  
 July 10—Bos. 2, Cleve. 0 (Bader), 5 inn.  
 July 19—Phila. 2, Cleve. 0 (Watson),  
 5 inn.  
 Aug. 4—Cleve. 2, Bos. 0 (Coveleskie),  
 6 inn.  
 Aug. 16—Bos. 2, Chi. 0 (Bush).  
 Aug. 24—N. Y. 2, Det. 0 (Mogridge).  
 Aug. 26—St. L. 2, N. Y. 0 (Davenport).  
 Apr. 24—Phila. 3, Bos. 0 (Gregg).  
 May 5—St. L. 3, Cleve. 0 (Sothoron).  
 May 14—Chi. 3, Phila. 0 (Faber).  
 May 29—Bos. 3, Wash. 0 (Jones).



SPALDING'S OFFICIAL BASE BALL RECORD.

SHUTOUT GAMES—(Continued).

June 16—Chi. 3, Wash. 0 (Cicotte).	May 1—Wash. 5, Bos. 0 (Johnson).
June 20—Boston 3, Philadelphia 0 (Leonard-Molyneaux).	June 3—Bos. 5, Detroit 0 (Leonard).
June 26—Chi. 3, Det. 0 (Shellenback).	June 19—Phila. 5, Bos. 0 (Geary).
July 2—Wash. 3, Bos. 0 (Harper).	July 2—Phila. 5, N. Y. 0 (Geary).
July 7—St. L. 3, Wash. 0 (Sothoron).	July 13—Chi. 5, Bos. 0 (Russell).
July 22—Bos. 3, Det. 0 (Mays).	July 19—Bos. 5, Det. 0 (Mays).
July 30—Wash. 3, Chi. 0 (Shaw).	Aug. 2—Wash. 5, Det. 0 (Harper).
July 30—Det. 3, N. Y. 0 (Boland).	June 12—Bos. 6, Chi. 0 (Leonard).
Aug. 11—Wash. 3, Phila. 0 (Shaw).	July 3—Phila. 6, Bos. 0 (Gregg).
Aug. 17—St. L. 3, Wash. 0 (Wright).	July 28—Det. 6, Phila. 0 (Kallio).
Aug. 23—Bos. 3, Det. 0 (Jones).	Aug. 19—Bos. 6, Cleve. 0 (Jones).
May 26—Wash. 4, Det. 0 (Johnson).	Aug. 25—Wash. 6, Chi. 0 (Shaw).
May 30—Wash. 4, Bos. 0 (Ayers).	June 12—Boston 7, Chicago 0 (Mays).
June 15—Det. 4, N. Y. 0 (Kallio).	July 4—N. Y. 7, Wash. 0 (Shawkey).
July 11—Bos. 4, Chi. 0 (Mays).	July 14—Det. 7, Wash. 0 (Boland).
July 17—Bos. 4, St. L. 0 (Ruth), 5 inn.	July 17—Bos. 7, St. L. 0 (Bush).
Aug. 1—Phila. 4, Cleve. 0 (Perry).	Aug. 1—N. Y. 7, Det. 0 (Caldwell).
Aug. 7—Chi. 4, N. Y. 0 (Shellenback).	Aug. 4—Wash. 7, Det. 0 (Ayers).
Aug. 7—St. L. 4, Phila. 0 (Leifield).	June 17—Bos. 8, St. L. 0 (Mays).
Aug. 24—Wash. 4, Cleve. 0 (Harper).	June 27—Wash. 8, Phila. 0 (Johnson).
Aug. 26—Philadelphia 4, Cleveland 0 (Johnson-Perry).	July 28—Chi. 8, Bos. 0 (Russell).
Apr. 18—Chi. 5, St. L. 0 (Williams).	June 19—N. Y. 9, Wash. 0 (Russell).
Apr. 23—Phila. 5, Wash. 0 (Myers).	Aug. 20—Bos. 12, Phila. 0 (Mays).
	June 21—Bos. 13, Phila. 0 (Mays).

EXTRA INNING GAMES.

Nineteen Innings.

May 24—Cleveland-New York ..... 3-2

Eighteen Innings.

May 15—Washington-Chicago ..... 1-0      Aug. 4—Detroit-Washington ..... 7-6

Sixteen Innings.

May 24—Detroit-Washington ..... 2-2      Aug. 16—Detroit-Washington ..... 8-7

Fifteen Innings.

July 22—St. Louis-New York ..... 4-4      Aug. 6—Chicago-New York ..... 5-4  
 July 25—Washington-St. Louis ..... 1-0

Fourteen Innings.

May 20—Philadelphia-Detroit ..... 5-4      June 10—Washington-St. Louis ..... 3-2  
 May 22—New York-Chicago ..... 1-0      Aug. 19—Washington-St. Louis ..... 3-2

Thirteen Innings.

May 15—Philadelphia-Cleveland ..... 3-2      June 21—Washington-New York ..... 3-2  
 May 18—Chicago-Washington ..... 5-3      July 29—Chicago-Washington ..... 1-0  
 June 1—Detroit-Boston ..... 4-3

Twelve Innings.

Apr. 17—New York-Washington ..... 8-7      June 11—Cleveland-New York ..... 4-3  
 Apr. 27—Cleveland-Detroit ..... 3-2      July 4—Chicago-Detroit ..... 7-6  
 May 15—St. Louis-New York ..... 5-4      July 9—Boston-Cleveland ..... 1-0  
 May 19—Washington-Cleveland ..... 1-0      Aug. 4—Boston-Cleveland ..... 2-1  
 June 9—St. Louis-New York ..... 5-4      Aug. 27—New York-St. Louis ..... 7-6

## EXTRA INNING GAMES—(Continued).

## Eleven Innings.

May 3—New York-Boston .....	3-2	June 28—St. Louis-Chicago .....	3-1
May 4—Detroit-Chicago .....	2-1	July 4—Philadelphia-Boston .....	2-1
May 4—Philadelphia-Washington ..	1-0	July 16—Washington-Cleveland .....	4-3
May 10—Chicago-Philadelphia .....	5-3	July 21—Cleveland-Philadelphia .....	3-2
May 16—Chicago-Washington .....	4-2	July 26—Detroit-Philadelphia .....	2-1
May 30—Chicago-Cleveland .....	4-3	Aug. 14—St. Louis-Philadelphia .....	4-1
June 2—Cleveland-Washington .....	1-0	Aug. 17—Philadelphia-Detroit .....	4-3
June 5—Washington-St. Louis .....	5-4	Aug. 23—Chicago-Philadelphia .....	6-5

## Ten Innings.

May 1—St. Louis-Detroit .....	3-2	July 5—Boston-Philadelphia .....	4-3
May 9—Washington-Boston .....	4-3	July 8—Boston-Cleveland .....	1-0
May 25—Boston-Chicago .....	3-2	July 9—Chicago-New York .....	4-3
June 4—Philadelphia-St. Louis .....	5-3	July 13—New York-Detroit .....	3-2
June 5—Cleveland-Boston .....	5-4	July 22—Washington-Chicago .....	3-2
June 6—Boston-Cleveland .....	1-0	July 22—Boston-Detroit .....	1-0
June 6—New York-St. Louis .....	5-2	July 27—Cleveland-New York .....	7-6
June 8—Philadelphia-Chicago .....	3-2	July 23—New York-Cleveland .....	2-2
June 13—New York-Cleveland .....	3-2	July 31—Washington-Chicago .....	3-2
June 20—Chicago-Cleveland .....	5-4	Aug. 4—Chicago-Philadelphia .....	3-2
June 22—Detroit-St. Louis .....	2-1	Aug. 6—Cleveland-Washington .....	1-0
June 27—Washington-Philadelphia ..	3-2	Aug. 6—Boston-Detroit .....	7-5
June 30—Boston-Washington .....	3-1	Aug. 10—New York-Boston .....	5-1
July 4—Cleveland-St. Louis .....	9-8		

## DRAWN GAMES.

May 24—Det.-Wash. (16 inn.) .....	2-2	July 22—St. L.-N. Y. (15 inn.) .....	4-4
June 17—N. Y.-Det. (8 inn.) .....	5-5	July 23—N. Y.-Cleve. (10 inn.) .....	2-2
July 21—Phila.-Cleve. (8 inn.) .....	5-5	Aug. 12—Wash.-Phila. (9 inn.) .....	1-1

## HIGH SCORES.

May 3—Chicago-Detroit .....	19-3	July 4—Boston-Philadelphia .....	11-9
July 8—Philadelphia-Detroit .....	16-9	May 17—Boston-Detroit .....	11-8
June 7—Cleveland-Boston .....	14-7	July 2—Detroit-Chicago .....	11-8
May 8—Washington-Boston .....	14-4	Aug. 7—Detroit-Boston .....	11-8
June 29—Cleveland-Detroit .....	13-4	May 6—Washington-Philadelphia ..	11-7
Apr. 30—Chicago-Cleveland .....	13-3	Apr. 21—St. Louis-Cleveland .....	11-7
June 21—Boston-Philadelphia .....	13-0	June 1—Washington-Cleveland .....	11-6
Aug. 16—Cleveland-New York .....	12-4	June 14—New York-Detroit .....	11-6
Apr. 28—St. Louis-Detroit .....	12-3	Sept. 2—Detroit-Chicago .....	11-5
May 29—New York-Philadelphia .....	12-2	July 30—Boston-St. Louis .....	11-4
Aug. 26—Washington-Chicago .....	12-2	Apr. 22—New York-Boston .....	11-4
July 16—Detroit-New York .....	12-1	Aug. 12—Cleveland-Chicago .....	11-2
Aug. 30—Boston-Philadelphia .....	12-0	May 20—Boston-Cleveland .....	11-1

## HEAVY BATTING IN NINE INNINGS.

## Twenty-five Hits.

May 3—Chicago, off James-Hall-Coveleskie (Detroit).

## Twenty-one Hits.

Sept. 2—Detroit, off Cicotte (Chicago).

## Nineteen Hits.

Apr. 16—St. Louis, off Cicotte-Danforth-Faber-Russell (Chicago).

Apr. 21—St. Louis, off Groom-Lambeth-Bagby (Cleveland).

May 6—Washington, off Gregg-Geary-Shea (Philadelphia).

July 8—Philadelphia, off Kallio-Cunningham (Detroit).

## HEAVY BATTING IN NINE INNINGS—(Continued).

## Seventeen Hits.

- Apr. 30—Chicago, off Bagby-Morton-Enzmann (Cleveland).  
 May 8—Washington, off Bush-Mays-Wyckoff (Boston).  
 June 1—Washington, off Coumbe-Groom-Enzmann (Cleveland).  
 June 27—Boston, off Mogridge-Caldwell (New York).  
 Aug. 7—Chicago, off Love-Finneran (New York).  
 Aug. 16—Cleveland, off Finneran-Sanders-Ferguson (New York).  
 Aug. 26—Washington, off Cicotte (Chicago).

## Sixteen Hits.

- May 18—St. Louis, off Caldwell-Mogridge (New York).  
 May 20—Boston, off Bagby-Groom (Cleveland).  
 May 26—New York, off Enzmann-Groom (Cleveland).  
 May 29—New York, off Myers-Adams (Philadelphia).  
 June 21—Boston, off Adams-Shea (Philadelphia).  
 June 23—Cleveland, off James-Bailey (Detroit).  
 July 16—Detroit, off Caldwell-Vance-Bernhardt (New York).  
 Sept. 2—Detroit, off Danforth (Chicago).

## Fifteen Hits.


- Apr. 25—Washington, off Caldwell-Love-Mogridge (New York).  
 June 11—Philadelphia, off Cunningham-Jones (Detroit).  
 July 2—Detroit, off Russell-Wolfgang-Danforth-Corey (Chicago).  
 July 3—Detroit, off Shellenback-Benz-Danforth (Chicago).  
 July 4—Philadelphia, off Jones-Molyneaux-Bush (Boston).  
 Aug. 7—Detroit, off Bush-Pertica-Kinney (Boston).  
 Aug. 10—Chicago, off Bagby (Cleveland).  
 Aug. 11—Chicago, off Enzmann-McQuillen-Morton (Cleveland).  
 Aug. 14—Cleveland, off Love-Keating-Sanders (New York).

# Major League Best Performances, 1918

	National League.	American League.
World series .....	Chicago .....	Boston.
Pennant winners .....	Chicago .....	Boston .....
Leading run-getters .....	H. Groh, Cin.....	R. Chapman, Cleve. 84
Leading batsmen .....	Z. D. Wheat, Bkl. 335	T. R. Cobb, Det.... 382
Greatest number hits .....	C. Hollocher, Chi...161	Geo. Burns, Phila...178
Greatest number single hits .....	C. Hollocher, Chi...130	Geo. Burns, Phila...141
Greatest number two-base hits .....	H. Groh, Cin..... 28	T. Speaker, Cleve... 33
Greatest number three-base hits .....	J. Daubert, Bklyn.. 15	T. R. Cobb, Det.... 14
Greatest number home runs .....	C. C. Cravath, Phila. 8	W. C. Walker, Phila.; G. H. Ruth, Bos.. 11
Greatest number total bases .....	C. Hollocher, Chi...202	Geo. Burns, Phila...236
Greatest number sacrifice hits .....	E. Roush, Cin..... 33	D. Shean, Bos..... 36
Individual bases on balls—most.....	Max Carey, Pitts... 62	R. Chapman, Cleve. 84
Greatest number bases stolen .....	Max Carey, Pitts... 62	Geo. Sisler, St. L... 45
Greatest number games played .....	C. Hollocher, Chi...131	Geo. Burns, Phila.; J. I. Judge, Wash.130
Leading first basemen .....	E. J. Konetchy, Bos. .992	C. A. Gandil, Chi. .992
Leading second basemen .....	R. T. Fisher, St. L. .977	J. Gedeon, St. L. . 977
Leading third basemen .....	H. Groh, Cin..... .969	J. F. Baker, N. Y. . 972
Leading shortstops .....	A. Fletcher, N. Y. . 959	E. Scott, Bos..... .976
Leading outfielders .....	E. Neale, Cin..... .981	Amos Strunk, Bos. .988
	G. H. Paskert, Chi. .980	H. Leibold, Chi.... .979
	Z. D. Wheat, Bk. .979	R. Veach, Det..... .977
	W. Killefer, Chi. .982	S. F. O'Neill, Clev. .983
	C. R. Hendrix, Chi. .741	S. Jones, Bos..... .762
Leading catchers .....	J. L. Vaughn, Chi.1.74	W. Johnson, Wash.1.28
Leading pitchers—won and lost.....	B. A. Grimes, Bk... 40	J. C. Bagby, Cleve.. 46
Leading pitchers—earned runs .....	Z. D. Wheat, Bk... 26	E. Foster, Wash.... 21
Most games pitched in.....	B. A. Grimes, Bk... 10	S. Coveleskie, Cleve. 8
Consecutive hitting .....	J. Oeschger, Phila.. 9	S. Perry, Phila..... 9
Consecutive wins by pitcher.....	J. L. Vaughn, Chi.; G. Tyler, Chi..... 8	W. Johnson, Wash.; C. Mays, Bos..... 8
Consecutive losts by pitcher.....	J. L. Vaughn, Chi.148	W. Johnson, Wash.162
Shut-outs by pitchers.....	J. L. Vaughn, Chi. 12	J. Bush, Bos..... 13
Strike-outs by pitchers.....	J. L. Vaughn, Chi. 22	W. Johnson, Wash. 23
Strike-outs by pitchers—single game..	R. Marquard, Bkl; J. Oeschger, Phil. 18	E. V. Cicotte, Chi.; S. Perry, Phila.... 19
Victories by pitchers.....	Pittsburgh .....	Chicago and Cleve- land .....
Defeats by pitchers.....	P. Schneider, Cin... 13	H. Leonard, Bos.... 10
Stolen bases in a game—Club.....	P. Schneider, Cin...117	E. H. Love, N. Y... 116
Bases on balls in a game—Individual.	Chicago and Cincin- nati .....	Cleveland .....
Bases on balls in a season.....	Cincinnati .....	Washington .....
Club runs .....	Cincinnati .....	Washington .....
Club hits .....	Cincinnati .....	Cleveland .....
Club single hits .....	Cincinnati .....	Philadelphia .....
Club two-base hits .....	Philadelphia .....	Cleveland .....
Club three-base hits .....	Cincinnati .....	Boston .....
Club home runs .....	Cincinnati .....	Cleveland .....
Club total bases .....	Chicago .....	Cleveland .....
Club sacrifice hits .....	Pittsburgh .....	Boston .....
Club stolen bases .....	Pittsburgh .....	Cleveland .....
Club bases on balls—most.....	Pittsburgh .....	Cleveland .....
Club strike-outs—least .....	Pittsburgh .....	Boston .....
Club put-outs .....	Chicago .....	Washington .....
Club assists .....	St. Louis .....	Philadelphia .....
Club errors .....	St. Louis .....	Washington .....
Club total chances .....	St. Louis .....	Washington .....

MAJOR LEAGUE BEST PERFORMANCES, 1918—(Continued).

	National League.	American League.
Club batting percent .....	Cincinnati ..... .278	Cleveland ..... .261
Club fielding percent .....	New York ..... .970	Boston ..... .971
Longest games .....	Chicago vs. Philadel- phia; Pittsburgh vs. Boston.....21 innings	Cleveland vs. New York.....19 innings
Highest score .....	St. Louis vs. Brook- lyn .....22-7	Chicago vs. Detroit.19-3
1-0 shut-out games .....	..... 30	..... 32
Total shut-out games.....	.....108	..... 95
Tie games .....	..... 4	..... 6
Extra inning games.....	..... 56	..... 70
No-hit games .....	..... 0	H. B. Leonard, Bos. 1
One-hit games—Club .....	..... 8	..... 9
One-hit games—Pitcher .....	J. L. Vaughn, Chi.. 2	C. W. Mays, Bos... 2
Two-hit games—Club .....	..... 16	..... 7
Two-hit games—Pitcher .....	G. Tyler, Chi.; W. D. Perritt, N.Y... 2	One each, seven dif- ferent pitchers.... 7
Three-hit games—Club .....	..... 23	..... 35
Three-hit games—Pitcher .....	Ames, St. L.; Doak, St. L.; Miller, Pitts.; Vaughn, Chi.; Doug- las, Chi.....2 each	J. A. Shaw, Wash.. 4
Highest number hits in a game.....	Cincinnati! ..... 28	Detroit ..... 25



1, Fred Mitchell, Pres. and Mgr.; 2, T. Barber; 3, P. Carter; 4, P. B. Douglas; 5, C. A. Deal; 6, M. Flack; 7, C. R. Hendrix; 8, C. J. Hollocher; 9, O. Knabe; 10, W. C. Killefer; 11, L. Mann (continued on opposite page).

CHICAGO CUBS.



12, W. F. McCabe; 13, F. C. Merkle; 14, R. A. O'Farrell; 15, C. Pick; 16, G. A. Tyler; 17, G. H. Paskert; 18, W. L. Wortman; 19, J. L. Vaughn; 20, R. H. Zeider.

Conlon Photos.

NATIONAL LEAGUE CHAMPIONS, 1918.



ZACK D. WHEAT,  
Brooklyn,  
Leading Batsman, National League, 1918.

Conlon Photo.



## Comparing 1918 National League Records with Other Years

Whenever the records of the National League for the season of 1918 are to be considered, it will be well to place them in a class by themselves. Conditions were abnormal and not equal because of the various results which followed the world war. Individual players, of course, will always be entitled to their totals in the reckonings for successive years. There may be some who will not be proud of their totals, but it is their fault if their showing is not what they anticipated. An equal number of games was not played by the clubs, and the championship was decided, not according to the fixed rule of the National League on a basis of 154 games, but on the basis of whatever happened to exist between the time that it was known the league must end its season in September and a few extra games which could be "sandwiched in," that the total might be made to correspond as nearly with other years as possible.

While there has been some little controversy in regard to who is entitled to the championship of the league in batting, it is the opinion of the editor of the *BASE BALL RECORD*, as explained elsewhere, that it was earned by Wheat of Brooklyn. It must be granted that Roush of Cincinnati gave him a race that was a "corker." In more games he was so close at his heels that Wheat could have heard him if the wind had been blowing his way.

Another feature about the records of 1918 must not be overlooked. In perhaps a half dozen instances, players who had been away from their teams, in the service, returned for a brief period to play during furlough. Of course, when they came back, they were not in the same condition for skilled work as they had been previously. Naturally they did not go at their best, although they assuredly enjoyed getting back into the game.

The leading run-getter in 1918 was Groh of Cincinnati. In 1917 the leading run-getter was Burns of New York. In 1917 Burns was first in the batting order, as Groh was first in 1918. It has been contended that the player who is first in the batting order always has a distinct advantage over every other player in the matter of making the most runs. Burns was dropped down in the batting order in 1918 for a portion of the time, to "clean up," rather than to start batting play. Naturally he did not get to bat as many times as if he had been leading the batting order steadily. He was placed as lead-off man later in the season, but there had been so many games in which he batted further down the list, that it was out of the question for him to get into the same run-making total. Possibly this fact will have proved the contention that, other things being equal, it is not possible for a player to surpass another who is the lead-off man, so far as making runs is concerned.

In addition to the tabulated records, President and Secretary Heydler of the National League this year adds the records of all men who took part in few games. Naturally there are a great many of them, as the shifts which were compelled from time to time in order to keep teams in the field, because of the departure of men who were called to the service, were so common that all of the managers were surprised to find a day on which it was not necessary to make some kind of a change. The averages follow:

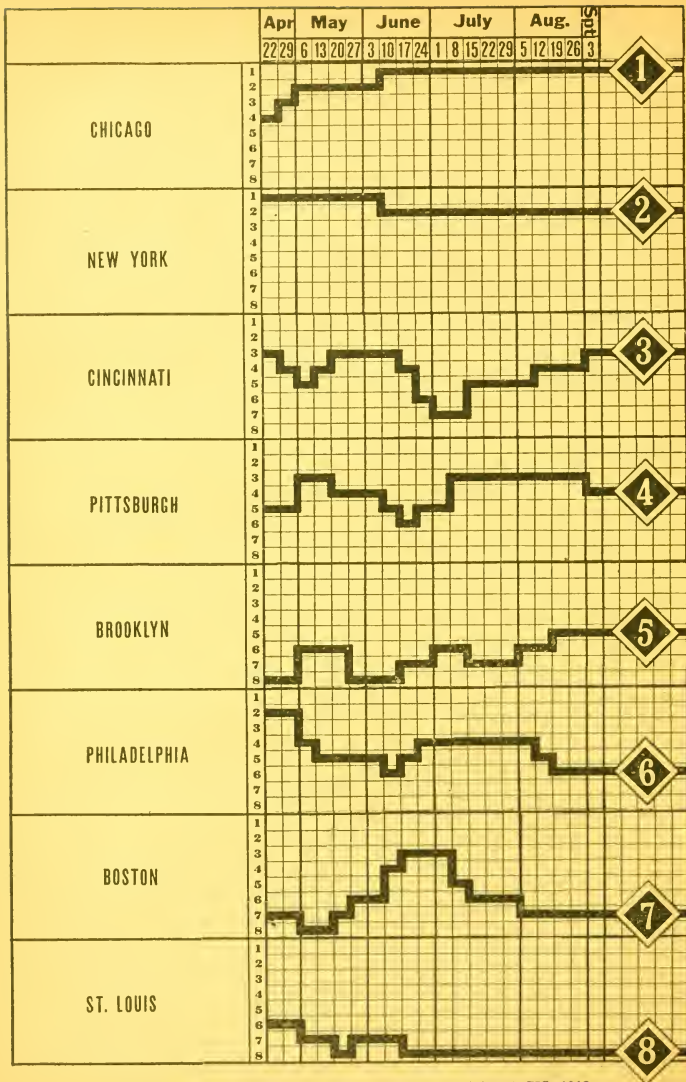


DIAGRAM OF RACE IN NATIONAL LEAGUE IN 1918.

# National League

## CHAMPIONSHIP WINNERS IN PREVIOUS YEARS.

1871—Athletics .....	.759	1887—Detroit .....	.637	1903—Pittsburgh ....	.650
1872—Boston .....	.830	1888—New York .....	.641	1904—New York .....	.693
1873—Boston .....	.729	1889—New York .....	.659	1905—New York .....	.668
1874—Boston .....	.717	1890—Brooklyn .....	.667	1906—Chicago .....	.765
1875—Boston .....	.899	1891—Boston .....	.630	1907—Chicago .....	.704
1876—Chicago .....	.788	1892—Boston .....	.650	1908—Chicago .....	.643
1877—Boston .....	.646	1893—Boston .....	.667	1909—Pittsburgh .....	.724
1878—Boston .....	.683	1894—Baltimore .....	.695	1910—Chicago .....	.676
1879—Providence .....	.702	1895—Baltimore .....	.669	1911—New York .....	.647
1880—Chicago .....	.798	1896—Baltimore .....	.698	1912—New York .....	.682
1881—Chicago .....	.667	1897—Boston .....	.795	1913—New York .....	.664
1882—Chicago .....	.655	1898—Boston .....	.685	1914—Boston .....	.614
1883—Boston .....	.643	1899—Brooklyn .....	.682	1915—Philadelphia ..	.592
1884—Providence .....	.750	1900—Brooklyn .....	.603	1916—Brooklyn .....	.610
1885—Chicago .....	.770	1901—Pittsburgh .....	.647	1917—New York .....	.636
1886—Chicago .....	.726	1902—Pittsburgh .....	.741		

## STANDING OF CLUBS AT CLOSE OF SEASON.

Following is the official record of games won and lost in the contest for the championship of the National League, season of 1918:

Club.	Chic.	N.Y.	Cinc.	Pitts.	Bkl.	Phil.	Bost.	St.L.	Won.	Lost.	PC
Chicago .....	..	14	10	10	9	12	14	15	84	45	.651
New York .....	6	..	7	8	12	10	15	13	71	53	.573
Cincinnati .....	7	12	..	4	12	12	8	13	68	60	.531
Pittsburgh .....	8	11	12	..	9	7	9	9	65	60	.520
Brooklyn .....	10	8	6	10	..	9	6	8	57	69	.452
Philadelphia .....	6	3	7	11	8	..	12	8	55	68	.447
Boston .....	5	1	10	10	8	7	..	12	53	71	.427
St. Louis .....	3	4	8	7	11	11	7	..	51	78	.395

Protested games: April 29—St. Louis at Cincinnati; replayed August 11 and won by St. Louis. June 3—St. Louis at Brooklyn; replayed July 27 and won by St. Louis.

## GAMES REMAINING UNPLAYED OWING TO CURTAILMENT OF SCHEDULE DUE TO WAR.

	In West.		In East.
Pittsburgh .....	6	Boston .....	25
Cincinnati .....	5	Brooklyn .....	22
St. Louis .....	4	New York .....	21
Chicago .....	3	Philadelphia .....	20
Total unplayed games..... 106			

The letter "r," or "l," denotes a right-handed or left-handed batter; "l-r." signifies that the batsman ordinarily bats left-handed, but changes to opposite side of batter's box when facing a left-handed pitcher; "r-l." means that a right-handed batter reverses this procedure.

## INDIVIDUAL BATTING.

Name and Club.	G.	AB.	R.	H.	TB.	H		S		PC.		
						2B.	3B.	R.	H.SB.			
Southworth, W. H., Pittsburgh.....	1	64	246	37	84	109	5	7	2	1	19	.341
Wheat, Z. D., Brooklyn.....	1	105	409	39	137	158	15	3	..	5	9	.335
Roush, Edd, Cincinnati.....	1	113	435	61	145	198	18	10	5	33	24	.333
Taggart, R. J., Boston.....	1	35	146	19	48	57	1	4	..	5	4	.329
Pick, Chas., Chicago.....	1	29	89	13	29	35	4	1	..	5	7	.326
Groh, H. K., Cincinnati.....	r	126	493	88	158	195	28	3	1	13	11	.320
Fisher, Robt. T., St. Louis.....	r	63	246	36	78	101	11	3	2	5	7	.317
Hollocher, C. J., Chicago.....	1	131	509	72	161	202	23	6	2	26	26	.316
Kauff, Ben, New York.....	1	67	270	41	85	118	19	4	2	7	9	.315
Daubert, J., Brooklyn.....	1	108	396	50	122	170	12	15	2	17	10	.308

## INDIVIDUAL BATTING—(Continued).

Name and Club.	G.	AB.	R.	H.	TB.	H S		R.	I.	SB.	PO.
						B.	R.				
Schmandt, R. H., Brooklyn.....r	34	114	11	35	48	5	4	..	1	1	.307
Terry, Zeb, Boston.....r	28	105	17	32	38	2	2	..	4	1	.305
Young, Ross, New York.....l-r	121	474	70	143	178	16	8	1	8	10	.302
Chase, H. H., Cincinnati.....r	74	259	30	78	108	12	6	2	7	5	.301
Smith, J. C., Boston.....r	119	429	55	128	160	20	3	2	20	8	.298
Magee, Sherwood, Cincinnati.....r	115	400	46	119	166	15	13	2	10	14	.297
Merkle, P. C., Chicago.....r	129	482	55	143	187	25	5	3	20	21	.297
Regan, Mike, Cincinnati.....r	23	27	7	8	9	1	..	..	..	1	.296
Cueto, Manuel, Cincinnati.....r	47	108	14	32	39	5	1	..	6	4	.296
Anderson, Geo., St. Louis.....l	35	132	20	39	53	4	5	..	4	..	.295
Fitzgerald, J., Philadelphia.....l	66	133	21	39	47	8	..	..	5	3	.293
Massey, W. H., Boston.....l	66	203	20	59	69	6	2	..	4	1	.291
Burns, Geo., New York.....r	119	465	80	135	181	22	6	4	11	40	.290
Magee, Lee C., Cincinnati.....l	119	459	62	133	181	22	13	..	27	19	.290
Schneider, P. J., Cincinnati.....r	36	83	11	24	34	3	2	1	3	..	.289
Luderus, F. W., Philadelphia.....l	125	468	54	135	177	23	2	5	9	4	.288
Mann, Leslie, Chicago.....r	129	489	69	141	188	27	7	2	26	21	.288
Krueger, E., Brooklyn.....r	30	87	4	25	33	4	2	..	..	2	.287
Paskert, G. H., Chicago.....r	127	461	69	132	170	24	4	2	23	20	.284
Cutshaw, Geo. W., Pittsburgh.....r	126	463	56	132	183	16	10	5	29	25	.285
O'Farrell, R., Chicago.....r	52	113	9	32	48	7	3	1	1	..	.283
Johnston, J. H., Brooklyn.....r	123	484	54	136	168	16	8	..	10	22	.281
Hornsby, Rogers, St. Louis.....r	115	416	51	117	173	19	11	5	7	8	.281
Mensel, Emil, Philadelphia.....r	124	473	48	132	181	25	6	4	7	18	.279
Williams, Fred, Philadelphia.....l	94	351	49	97	131	14	1	6	15	10	.278
Stock, Milton J., Philadelphia.....r	123	481	62	132	151	14	1	1	18	20	.274
Bressler, R., Cincinnati.....r	23	62	10	17	22	5	..	..	1	..	.274
Carey, Max G., Pittsburgh.....l-r	126	468	70	128	163	14	6	3	15	58	.274
Wilhoit, Jos., New York.....l	64	135	13	37	46	3	3	..	4	4	.274
Paulette, E. E., St. Louis.....r	125	461	33	126	147	15	3	..	16	11	.273
Zimmerman, H., New York.....r	121	463	43	126	168	19	10	1	11	14	.272
Cruise, W. E., St. Louis.....l	70	240	34	65	96	5	4	6	7	2	.271
Neale, Earl, Cincinnati.....l-r	107	371	59	100	136	11	11	1	17	23	.270
McCarty, Lewis, New York.....r	86	257	16	69	82	7	3	..	9	3	.269
Mollwitz, Fred, Pittsburgh.....r	119	432	43	116	142	12	7	..	30	23	.269
Baneroft, Dave, Philadelphia.....l-r	125	499	69	132	159	19	4	..	7	11	.265
Griffith, T. H., Cincinnati.....l	118	427	47	113	137	10	4	2	12	10	.265
Hendrix, C. P., Chicago.....r	35	91	14	24	42	3	3	3	5	1	.264
Fletcher, A., New York.....r	124	468	51	123	149	20	2	..	12	12	.263
Wickland, A., Boston.....l	95	332	55	87	132	7	13	4	12	12	.262
McHenry, Austin, St. Louis.....r	80	272	32	71	98	12	6	1	13	8	.261
Doyle, Larry, New York.....l	75	257	38	67	91	7	4	3	4	10	.261
Allen, Nick, Cincinnati.....r	37	96	6	25	31	2	2	..	..	..	.260
Chadbourne, C. J., Boston.....l	27	104	9	27	31	2	1	..	9	5	.260
Heathcote, C., St. Louis.....l	88	348	37	90	120	12	3	4	6	12	.259
Flack, Max, Chicago.....l	123	478	74	123	172	17	10	4	12	17	.257
Meyers, H. H., Brooklyn.....r	107	407	36	104	141	9	8	4	11	17	.256
Douglass, P. D., Chicago.....r	25	55	2	14	15	1	..	..	2	..	.255
Bigbee, C. L., Pittsburgh.....l	92	310	47	79	99	11	3	1	17	19	.255
McKechnie, W. B., Pittsburgh.....l-r	126	435	34	111	148	13	9	2	19	12	.255
Wingo, Ivy B., Cincinnati.....l	100	323	36	82	109	15	6	..	7	6	.254
Gonzalez, M., St. Louis.....r	117	349	33	88	118	13	4	3	4	14	.252
Holke, Walter, New York.....l-r	88	326	38	82	110	17	4	1	13	10	.252
Snyder, Frank, St. Louis.....r	39	112	5	28	37	7	1	..	2	4	.250
Kirke, Jny, New York.....l	17	56	1	14	15	1	..	..	2	..	.250
Sicking, Edw. J., New York.....r	46	132	9	33	37	4	..	..	2	2	.250
Thorpe, Jas., New York.....r	58	113	15	28	43	4	4	1	..	3	.248
Baird, H. D., St. Louis.....r	82	316	41	78	112	12	8	2	12	25	.247
Stengel, C. D., Pittsburgh.....l	39	122	18	30	39	4	1	1	2	11	.246
Pearce, Harry, Philadelphia.....r	60	164	16	40	47	3	2	..	4	5	.244
Whitted, Geo. B., Philadelphia.....r	24	86	7	21	25	4	..	..	4	4	.244
Sherdel, Wm., St. Louis.....l	35	62	7	15	23	3	1	1	2	..	.242
Cheney, L. R., Brooklyn.....r	33	66	7	16	20	2	1	..	3	..	.242

INDIVIDUAL BATTING—(Continued).

Name and Club.	H S										
	G.	AB.	R.	H.	TB.	2B.	3B.	R.	H.SB.	PO.	
Cooper, A. W., Pittsburgh.....r	38	95	8	23	29	2	2	..	5	2	.242
Rehg, W. P., Boston.....r	40	133	6	32	42	5	1	1	2	3	.241
Cartor, Paul, Chicago.....l	21	25	2	6	6	..	..	..	..	..	.240
Vaughn, J. L., Chicago.....l-r	35	96	13	23	30	3	2	..	4	4	.240
Olson, Ivan, Brooklyn.....r	126	506	63	121	148	16	4	1	14	21	.239
Deal, Chas. A., Chicago.....r	119	414	43	99	120	9	3	2	22	11	.239
Schmidt, Walter, Pittsburgh.....r	105	323	31	77	89	6	3	..	14	7	.238
Konetchy, E. J., Boston.....r	119	437	33	103	134	15	5	2	16	5	.236
Barber, T., Chicago.....l	55	123	11	29	36	3	2	..	2	3	.236
Hickman, D. J., Brooklyn.....r	53	167	14	39	60	4	7	1	5	5	.234
Caton, Jas. H., Pittsburgh.....r	80	303	37	71	90	5	7	..	8	12	.231
Hinchman, W., Pittsburgh.....r	50	111	10	26	35	5	2	..	4	1	.231
Killefer, W., Chicago.....r	104	331	30	77	93	10	3	..	13	5	.233
Cravath, C. C., Philadelphia.....r	121	426	43	99	160	27	5	8	8	7	.232
Kelly, J. H., Boston.....r	47	155	20	36	46	2	4	..	4	12	.232
King, Lee, Pittsburgh.....r	36	112	9	26	36	3	2	1	4	3	.232
Blackburne, R., Cincinnati.....r	125	435	35	99	130	8	10	1	11	6	.228
Herzog, C. L., Boston.....r	118	473	57	108	132	12	6	..	19	10	.228
Hogg, Bradley, Philadelphia.....l	39	79	7	18	22	4	..	..	4	..	.228
Smith, James L., Boston.....l-r	34	102	8	23	37	3	4	1	6	1	.225
Beall, John, St. Louis.....l	19	49	2	11	12	1	..	..	4	..	.224
Rariden, W. A., New York.....r	69	183	15	41	48	5	1	..	9	1	.224
Zelder, Rollie, Chicago.....r	82	251	31	56	63	3	2	..	14	16	.223
Betzle, Albert, St. Louis.....r	76	239	18	51	71	6	7	..	6	8	.222
Bronkle, Herman, St. Louis.....r	18	68	7	15	21	3	..	1	4	..	.221
Grimm, Chas., St. Louis.....l	50	141	11	31	38	7	..	..	6	2	.220
Compton, Peter, New York.....l	21	60	5	13	15	..	1	..	1	2	.217
Wheat, M. D., Brooklyn.....r	57	157	11	34	46	7	1	1	4	2	.217
Steele, Robt., N.Y. 12, Pitt. 10.....r	22	37	4	8	12	..	2	..	..	3	.216
Hemingway, E. M., Philadelphia.....r-l	33	108	7	23	29	4	1	..	7	4	.213
O'Mara, Oliver, Brooklyn.....r	121	450	29	96	109	8	1	22	11	22	.213
Powell, Ray, Boston.....l	53	188	31	40	57	7	5	..	4	2	.213
Smyth, J. D., St. Louis.....l	40	113	19	24	29	1	2	..	2	3	.212
Brook, John R., St. Louis.....r	27	52	9	11	13	2	..	..	2	5	.212
Smith, Jack, St. Louis.....l	42	166	24	35	39	2	1	..	4	5	.211
Wilson, A. E., Boston.....r	89	280	15	69	81	8	2	..	5	5	.211
Tyler, Geo. A., Chicago.....l	38	100	9	21	22	1	..	3	..	5	.211
Archer, J. P., Pitt. 24, Bk. 9, Cin. 9.r	42	106	10	22	30	2	3	..	2	..	.208
Burns, Edw. J., Philadelphia.....r	68	181	10	38	41	1	1	..	6	1	.207
Rawlings, John, Boston.....r	111	410	32	85	98	7	3	..	18	10	.207
Henry, J. P., Boston.....r	43	102	6	21	23	2	..	..	2	..	.206
Kilduff, P. J., Chicago.....r	30	93	7	19	25	2	2	..	8	1	.204
McGaffigan, M. A., Philadelphia.....r	54	192	17	39	49	3	2	1	10	3	.203
Toney, Fred, N.Y. 11, Cin. 21.....r	33	74	3	15	18	3	..	..	3	..	.203
Grimes, Burleigh, Brooklyn.....r	41	90	5	18	22	2	1	..	6	2	.200
Boone, L. J., Pittsburgh.....r	27	91	7	18	21	3	..	..	6	1	.198
Niehoff, J. A., N.Y. 7, St.L. 22.....r	29	107	8	21	23	2	..	..	3	2	.196
Shaw, B. N., Pittsburgh.....r	21	36	5	7	8	1	..	..	..	..	.194
Leach, T. W., Pittsburgh.....r	30	72	14	14	22	2	3	..	3	2	.194
Miller, Otto, Brooklyn.....r	75	228	8	44	52	6	1	..	2	1	.193
Comstock, Ralph, Pittsburgh.....r	15	26	2	5	5	..	..	..	..	..	.192
Mayor, J. E., Pitt. 15, Phil. 13.....r	28	79	9	15	26	1	5	..	4	..	.190
Rudolph, R., Boston.....r	21	54	2	10	10	..	..	..	3	1	.185
Ragan, D. C. P., Boston.....r	30	71	4	13	14	1	..	..	4	..	.183
Doak, Wm. L., St. Louis.....r	31	66	5	12	19	3	2	..	7	..	.182
Doolan, M. J., Brooklyn.....r	92	308	14	55	67	8	2	..	13	8	.179
Jacobs, Elmer, Phil. 18, Pitt. 8.....r	26	45	1	8	10	..	1	..	2	..	.178
McCabe, W. F., Chicago.....l	29	45	9	8	10	..	1	..	1	2	.178
Hearne, Bunn, Boston.....r	17	45	1	8	9	1	..	..	1	..	.178
Adams, John B., Philadelphia.....r	84	227	10	40	44	4	..	..	9	5	.176
Perritt, W. D., New York.....r	36	80	6	14	16	2	..	..	5	..	.175
Packard, Eugene, St. Louis.....l	36	69	3	12	16	2	1	..	4	..	.174
Marquard, R., Brooklyn.....l	34	76	..	13	15	2	..	..	1	..	.171

## INDIVIDUAL BATTING—(Continued).

Name and Club.	G.	A.B.	R.	H.	TB.	H		H.SB.	P.C.	
						B.	R.			
Coombs, J. W., Brooklyn.....r	46	113	6	19	26	3	2	1	1	.168
Nehf, Arthur, Boston.....l	35	95	8	16	19	3	..	6	..	.168
Smith, Willard J. Pittsburgh.....r	15	24	1	4	5	1	4	1	..	.167
Rodriguez, Jose, New York.....r	50	125	15	20	24	..	2	5	6	.160
Eller, H. O., Cincinnati.....r	37	70	4	11	12	1	..	5	2	.157
Ames, Leon K., St. Louis.....r	27	64	1	10	11	1	..	4	1	.153
Wallace, R. J., St. Louis.....r	32	98	3	15	16	1	..	4	1	.151
Sanders, Roy, Pittsburgh.....r	28	53	7	8	12	..	2	2	..	.148
Harmon, Robt., Pittsburgh.....r	18	27	1	4	4	..	..	1	..	.148
Ellam, Roy, Pittsburgh.....r	26	77	9	10	13	1	1	5	2	.130
Demarce, Al, New York.....r	26	47	5	6	6	..	..	4	1	.129
Mendows, Lee, St. Louis.....l	31	55	5	7	10	1	1	2	..	.127
Causey, C. A., New York.....r	29	48	1	6	6	..	..	1	..	.125
Smith, Geo. A., N.Y. 5, Bk. 8, Ch. 10.r	23	40	3	5	5	..	..	3	..	.125
Sallee, H. F., New York.....l	18	41	2	5	5	..	..	4	..	.122
King, J. J., Cincinnati.....r	21	50	6	6	8	2	..	4	..	.120
Worlman, W. L., Chicago.....r	17	17	4	2	5	..	1	3	..	.118
Miller, Frank L., Pittsburgh.....r	23	57	4	6	7	1	..	7	..	.105
Cannvan, H. E., Boston.....l	16	21	2	2	3	1	..	..	..	.095
Oeschger, Jos., Philadelphia.....r	30	60	2	5	6	1	..	1	..	.083
Prendergast, M., Philadelphia.....r	53	85	1	7	7	..	..	2	..	.082
Watson, Milton, Philadelphia.....r	23	49	..	3	3	..	..	1	..	.075
May, Jake, St. Louis.....l	29	45	2	3	6	..	1	4	..	.067
Davis, F. T., Philadelphia.....r	18	9	1	..	..	..	..	..	..	.000
Anderson, Fred, New York.....r	18	19	2	..	..	..	..	3	..	.000

## PLAYERS IN LESS THAN FIFTEEN GAMES.

Philadelphia—William Devine, W. M. Dillhoefer, Gary Fortune, Miles Main, Clarence Pickup, Ben Tincup, F. R. Woodward.

St. Louis—Tony Brocton, George Distel, Oscar Horstman, Earl Howard, A. Rankin Johnson, Marty Kavanaugh, Robert M. Larniore, W. J. Matlock, Richard W. Maynard, Ted Menze, Oscar Tuero.

New York—J. C. Benton, Jesse L. Barnes, George Gibson, Waite C. Hoyt, John M. Ogden, Sidney Ross, Ferd M. Schupp, Charles M. Tesreau.

Cincinnati—J. P. Conley, Jesse Haines, S. L. Jacobus, Adolph Luque, A. R. Mitchell, W. H. Ruether, J. Harry Smith.

Brooklyn—Bachang, Leon Cadore, R. K. Durning, Dan Griner, Herman Hehl, Harry Heffman, Hermann, Al Mammux, Clarence Mitchell, Albert Nixon, Frank J. O'Rourke, E. J. Pfeffer, Norman Pitt, R. J. Robertson, John Russell, E. A. Sheridan, Charles W. Ward.

Chicago—G. C. Alexander, V. Aldridge, T. A. Clarke, Thomas D. Daly, H. Elliott, Fred Lear, E. G. Martin, S. L. Napier, James R. Walker, H. A. Weaver.

Boston—Bass, Fred M. Bailey, R. D. Conway, C. Covington, Otis Crandall, Ed Crum, Dana Phillingim, Thomas E. George, Thomas Hughes, Johnson, W. Maranville, T. R. Miller, McQuillan, Robert Murphy, George Northrop, Water Traggessor, William L. Upham, William Wagner.

Pittsburgh—Charles B. Adams, Fred W. Blackwell, Harold Carlson, Gustave Getz, Earl Hamilton, Carmen Hill, Jake Pitter, C. O. Shupieka.

## CLUB BATTING.

Club.	G.	A.B.	R.	H.	TB.	2B.	3B.	HR.	SH.	SB.	P.C.
Cincinnati .....	129	4265	538	1185	1563	165	84	15	162	128	.278
Chicago .....	131	4325	538	1147	1479	164	54	20	190	159	.265
New York.....	124	4164	480	1081	1376	150	53	13	121	130	.260
Brooklyn .....	126	4212	360	1052	1327	121	62	10	118	113	.250
Pittsburgh .....	126	4091	466	1016	1312	167	72	15	180	200	.248
Boston .....	124	4162	424	1014	1278	107	59	13	151	83	.244
Philadelphia .....	125	4192	430	1022	1311	158	28	25	119	97	.244
St. Louis .....	131	4369	464	1066	1422	147	64	27	141	119	.244

Zack Wheat of Brooklyn batted safely in twenty-six (26) consecutive games, starting July 11 and ending August 8, making forty-eight (48) base hits in 108 times at bat, with nine (9) two-base hits, with a batting average of .444.

Batsmen making five (5) base hits in five (5) times at bat during the season were Lee Magee, Cincinnati, April 17; J. Rawlings, Boston, May 7; Max Carey, Pittsburgh, May 18; W. B. McKechnie, Pittsburgh, June 23; M. Gonzalez, St. Louis, June 21; E. Neale, Cincinnati, September 1.

The leading run-scorer was Henry Groh, Cincinnati, with eighty-eight (88). Max Carey, Pittsburgh, again leads in stolen bases with fifty-eight (58).

E. J. Roush, Cincinnati, had most sacrifice hits, thirty-three (33).

C. Hollocher, Chicago, had the greatest number of single safe hits, one hundred and thirty (130). H. Groh, Cincinnati, duplicated his 1917 work by again leading in two-base hits with twenty-eight (28). J. Daubert of Brooklyn leads in three-base hits with a total of fifteen (15). O. C. Cravath, Philadelphia, had eight (8) home runs; he also leads all in extra bases made on long hits with a total of sixty-one (61).

In team aggregates, Chicago and Cincinnati tie in runs scored with five hundred and thirty-eight (538) each. Cincinnati made the most single hits, nine hundred and twenty-one (921); most two-base hits, one hundred and sixty-five (165), and most three-base hits, eighty-four (84). St. Louis, the tall-ender, had the most home runs, twenty-seven (27).

Pittsburgh leads in stolen bases, two hundred (200) and in sacrifice hits, one hundred and ninety (190). Chicago and St. Louis, the champions and the tall-enders, each played one hundred and thirty-one (131) games. Cincinnati leads the league with three hundred and seventy-eight (378) extra bases scored on long hits.

Players who participated in all the games played by their clubs numbered nine (9): Cutshaw, Carey and McKechnie, Pittsburgh, one hundred and twenty-six (126) each; Luderus and Bancroft, Philadelphia, one hundred and twenty-five (125) each; Fletcher, New York, one hundred and twenty-four (124); Olson, Brooklyn, one hundred and twenty-six (126); C. Hollocher, Chicago, leading them all with one hundred and thirty-one (131).

Based solely on the season's averages the strongest batting club would consist of Bressler, Cincinnati, pitcher; O'Farrell, Chicago, catcher; Daubert, Brooklyn, first base; Fisher, St. Louis, second base; Groh, Cincinnati, third base; Hollocher, Chicago, shortstop; Southworth, Pittsburgh, Z. Wheat, Brooklyn, Roush, Cincinnati, outfielders.

## INDIVIDUAL FIELDING.

## FIRST BASEMEN.

Name and Club.	G.	PO.	A.	E.	TC.	PC.
Zimmerman, H., New York.....	19	184	10	1	195	.995
Konetchy, E. J., Boston.....	112	1225	61	11	1297	.992
Daubert, J., Brooklyn.....	105	1069	63	10	1142	.991
Merkle, F. C., Chicago.....	129	1388	82	15	1485	.990
Mollwitz, F., Pittsburgh.....	119	1252	73	13	1338	.990
Holke, W., New York.....	88	938	68	10	1016	.990
Luderus, F. W., Philadelphia.....	125	1307	98	17	1422	.988
Paulette, E. B., St. Louis.....	97	1093	59	20	1172	.982
Johnston, J. H., Brooklyn.....	21	197	16	4	217	.982
Magee, S. R., Cincinnati.....	66	598	38	12	648	.981
Chase, H. H., Cincinnati.....	67	607	38	13	658	.980
Kirke, Jay, New York.....	16	165	12	4	181	.978
Grimm, Chas., St. Louis.....	42	385	14	12	411	.971

## SECOND BASEMEN.

Rawlings, John, Boston.....	20	35	45	1	81	.988
Rodriguez, Jose, New York.....	40	85	93	4	182	.978
Fisher, R. T., St. Louis.....	63	147	232	8	387	.977
Doyle, Larry, New York.....	73	121	221	11	353	.969
Sicking, E. J., New York.....	18	33	31	2	66	.969

## INDIVIDUAL FIELDING—SECOND BASEMEN—(Continued).

Name and Club.	G.	P.O.	A.	E.	T.C.	P.C.
Doolan, M. J., Brooklyn.....	91	230	283	17	530	.968
Cutshaw, G. W., Pittsburgh.....	126	323	366	26	715	.964
Pick, Chas., Chicago.....	20	42	66	4	112	.964
Herzog, C. L., Boston.....	99	240	320	23	585	.961
Wallace, R. J., St. Louis.....	17	40	54	4	98	.959
Magee, Lee, Cincinnati.....	114	275	361	29	665	.956
Hemingway, E. M., Philadelphia.....	25	61	87	7	155	.955
Niehoff, J. A., New York-St. Louis.....	29	68	78	7	153	.954
Zelder, Rollie, Chicago.....	79	142	207	16	365	.953
McGaffigan, M. A., Philadelphia.....	53	100	155	14	269	.948
Pearce, Harry, Philadelphia.....	55	97	157	15	269	.944
Kilduff, P. J., Chicago.....	30	72	72	10	154	.935
Schmandt, R. H., Brooklyn.....	34	79	90	12	181	.934

J. A. Niehoff played 7 games with New York and 22 with St. Louis.

## THIRD BASEMEN.

Bronkie, Herman, St. Louis.....	18	18	43	1	62	.984
Groh, H. K., Cincinnati.....	126	180	253	14	447	.969
McKeehie, W. B., Pittsburgh.....	126	162	261	15	438	.966
Balrd, H. D., St. Louis.....	81	99	219	11	329	.966
Zimmerman, H., New York.....	100	128	209	16	353	.954
O'Mara, O. E., Brooklyn.....	121	126	262	20	408	.951
Stock, M. J., Philadelphia.....	123	132	273	23	428	.946
Deal, Chas. A., Chicago.....	118	144	247	24	415	.942
Smith, J. C., Boston.....	119	123	291	35	449	.922
Sicking, E. J., New York.....	24	27	39	6	72	.917
Betzel, Albert, St. Louis.....	34	32	64	9	105	.914

## SHORTSTOPS.

Terry, Zeb., Boston.....	27	57	114	4	175	.977
Fletcher, A., New York.....	124	268	484	32	784	.959
Rawlings, J., Boston.....	71	137	256	18	411	.956
Boone, L. J., Pittsburgh.....	25	56	84	12	152	.954
Blackburne, R., Cincinnati.....	125	319	413	48	780	.938
Hornsby, Rogers, St. Louis.....	109	208	434	46	688	.933
Hollocher, C. J., Chicago.....	131	278	418	53	745	.929
Bancroft, D., Philadelphia.....	125	371	457	64	892	.928
Caton, Jas. H., Pittsburgh.....	79	136	276	32	444	.928
Ellam, Roy, Pittsburgh.....	26	42	67	9	118	.924
Olson, Ivan, Brooklyn.....	126	265	388	58	711	.918

## OUTFIELDERS.

Rawlings, John, Boston.....	18	36	8	..	44	1000
Hinchman, W., Pittsburgh.....	40	28	8	..	36	1000
Beall, John, St. Louis.....	18	26	2	..	28	1000
Rehg, W. P., Boston.....	38	75	6	1	82	.988
Thorpe, Jas., New York.....	44	57	2	1	60	.983
Whitted, G. B., Philadelphia.....	22	52	3	1	56	.982
Neale, E., Cincinnati.....	102	249	11	5	265	.981
Paskert, G. H., Chicago.....	121	283	12	6	301	.980
Southworth, W. H., Pittsburgh.....	64	137	12	3	152	.980
Wheat, Z. D., Brooklyn.....	105	219	11	5	235	.979
Flack, Max, Chicago.....	121	199	20	5	224	.978
Magee, S. R., Cincinnati.....	38	87	3	2	92	.978
Betzel, Albert, St. Louis.....	21	42	2	1	45	.978
Meyers, H. H., Brooklyn.....	107	294	17	8	319	.975
Wickland, A., Boston.....	95	183	11	5	199	.975
Wilhoit, J., New York.....	53	71	7	2	80	.975
Stengel, C. D., Pittsburgh.....	37	64	7	2	73	.973
Meusel, Emil, Philadelphia.....	120	296	14	9	319	.972
Compton, P., New York.....	19	30	3	1	34	.971



## INDIVIDUAL FIELDING—OUTFIELDERS—(Continued).

Name and Club.	G.	PO.	A.	E.	TC.	PO.
Griffith, T. H., Cincinnati.....	118	201	18	7	226	.969
Fitzgerald, J., Philadelphia.....	59	54	2	2	58	.966
Burns, Geo., New York.....	119	292	10	11	313	.965
Cruise, W. E., St. Louis.....	65	103	4	4	111	.964
Mann, Leslie, Chicago.....	129	229	15	10	254	.961
Roush, Edd., Cincinnati.....	113	320	13	14	347	.960
Carey, M. G., Pittsburgh.....	126	359	25	17	401	.958
Bigbee, C. L., Pittsburgh.....	92	168	13	8	189	.958
Anderson, Geo., St. Louis.....	35	62	3	3	68	.956
Johnston, J. H., Brooklyn.....	96	172	18	9	199	.955
Taggart, R. J., Boston.....	35	82	2	4	88	.955
Smyth, J. D., St. Louis.....	25	39	4	2	45	.955
Massey, W. H., Boston.....	49	97	6	5	108	.954
McHenry, Austin, St. Louis.....	80	145	14	8	167	.952
Kauff, Ben., New York.....	67	147	11	8	166	.952
Leach, Thos. W., Pittsburgh.....	23	37	3	2	42	.952
Young, Ross, New York.....	120	192	16	11	219	.950
Powell, Ray, Boston.....	53	121	8	7	136	.948
Smith, Jack, St. Louis.....	42	87	9	6	102	.941
Barber, T., Chicago.....	41	45	2	3	50	.940
Heathcote, C., St. Louis.....	87	222	6	18	244	.934
Kelly, J. H., Boston.....	45	93	4	7	104	.933
Cravath, C. C., Philadelphia.....	118	184	19	15	218	.931
Cueto, M., Cincinnati.....	19	25	1	2	28	.929
Williams, Fred, Philadelphia.....	1	229	10	8	247	.927
Chadbourne, J. C., Boston.....	97	60	2	5	67	.925
Hickman, D. H., Brooklyn.....	56	76	9	8	93	.914
King, Lee, Pittsburgh.....	36	50	..	5	55	.909

## CATCHERS.

Archer, J. P., Pitts.-Bklyn.-Cin.....	35	102	53	2	6	157	.987
Krueger, E., Brooklyn.....	23	104	38	2	4	144	.986
Rariden, W. A., New York.....	63	195	45	4	3	244	.983
Killefer, W., Chicago.....	104	487	110	11	7	608	.982
Schmidt, W., Pittsburgh.....	104	373	153	10	7	536	.981
Burns, E. J., Philadelphia.....	68	184	77	5	7	266	.981
Gonzalez, M., St. Louis.....	100	362	124	11	8	497	.978
Wilson, A. E., Boston.....	85	292	96	9	6	397	.977
Adams, J. B., Philadelphia.....	76	261	69	8	7	338	.978
McCarty, L., New York.....	75	288	67	9	7	364	.975
O'Farrell, R., Chicago.....	45	115	36	4	4	155	.974
Wingo, I. B., Cincinnati.....	93	315	111	12	6	438	.973
Miller, O., Brooklyn.....	62	276	77	10	6	377	.973
Wheat, M., Brooklyn.....	38	151	50	7	3	208	.966
Henry, J. P., Boston.....	38	121	38	6	4	165	.964
Snyder, Frank, St. Louis.....	27	104	37	6	..	147	.959
Brock, J. R., St. Louis.....	18	38	20	3	2	61	.951
Allen, Nick, Cincinnati.....	31	105	47	8	5	160	.950

J. P. Archer played 21 games with Pittsburgh, 7 with Brooklyn and 7 with Cincinnati.

## PITCHERS.

Cooper, A. W., Pittsburgh.....	1	38	4	68	..	72	1000
Eller, H. O., Cincinnati.....	37	4	39	..	..	43	1000
Sherdel, Wm., St. Louis.....	1	35	6	46	..	52	1000
Jacobs, E., Philadelphia-Pittsburgh.....	26	12	36	..	..	48	1000
Mayer, J. E., Pittsburgh-Philadelphia.....	28	10	58	..	..	68	1000
Sallee, H. F., New York.....	1	18	9	28	..	37	1000
Carter, P., Chicago.....	21	4	29	..	..	33	1000
Hearne, B., Boston.....	17	3	43	..	..	46	1000
Anderson, F., New York.....	18	4	34	..	..	39	1000
Harmon, R., Pittsburgh.....	17	3	26	..	..	29	1000

## INDIVIDUAL FIELDING—PITCHERS—(Continued).

Name and Club.	G.	PO.	A.	E.	TC.	PC.
Hogg, B., Philadelphia.....	30	8	73	1	82	.988
Rudolph, R., Boston.....	21	8	49	1	58	.983
Bressler, R., Cincinnati.....	17	4	51	1	56	.982
Doak, Wm. L., St. Louis.....	31	7	88	2	97	.979
Demarce, Al, New York.....	26	4	40	1	45	.978
Smith, G. A., New York-Brooklyn-Cincinnati	23	2	40	1	43	.977
Hendrix, C. R., Chicago.....	32	6	75	2	83	.976
Nehf, A., Boston.....	32	13	97	3	113	.973
Tyler, G. A., Chicago.....	33	17	88	3	108	.972
Ragan, D. C. P., Boston.....	30	6	60	2	68	.971
Douglas, P. B., Chicago.....	25	4	61	2	67	.970
Vaughn, J. L., Chicago.....	35	14	73	3	90	.966
Sanders, Roy, Pittsburgh.....	28	5	51	2	58	.966
Prendergast, M., Philadelphia.....	33	6	70	3	79	.962
Packard, Eugene, St. Louis.....	30	1	50	2	53	.962
Coombs, J. W., Brooklyn.....	29	9	41	2	52	.962
Causey, C. A., New York.....	29	3	45	2	50	.960
Comstock, Ralph, Pittsburgh.....	15	2	22	1	25	.960
Perritt, W. D., New York.....	36	12	54	3	69	.957
Grimes, B. A., Brooklyn.....	41	12	94	5	111	.955
Marquard, R., Brooklyn.....	34	5	58	3	66	.955
Ames, Leon K., St. Louis.....	27	6	57	3	66	.955
May, Jake, St. Louis.....	29	6	33	2	41	.951
Toney, Fred, New York-Cincinnati.....	33	6	67	4	77	.948
Miller, F. L., Pittsburgh.....	23	2	53	3	58	.948
Oeschger, Jos., Philadelphia.....	30	8	45	3	56	.946
Watson, M., Philadelphia.....	23	.	31	2	33	.939
Cheney, L. R., Brooklyn.....	33	8	63	6	77	.922
Meadows, Lee, St. Louis.....	30	6	41	4	51	.922
Steele, R., New York-Pittsburgh.....	22	2	21	2	25	.920
Ring, J. J., Cincinnati.....	21	2	29	3	34	.912
Schneider, P. J., Cincinnati.....	34	4	54	6	64	.906
Regan, Mike, Cincinnati.....	22	6	21	3	30	.900
Davis, F., Philadelphia.....	17	4	7	2	13	.846

E. Jacobs played 18 games with Philadelphia and 8 with Pittsburgh; G. A. Smith, 5 with New York, 8 with Brooklyn and 10 with Cincinnati; J. E. Mayer, 14 with Pittsburgh and 13 with Philadelphia; R. Steele, 12 with New York and 10 with Pittsburgh.

Names of players whose names appear in the batting record but who did not play in the field in at least 15 games:

B. N. Shaw and W. J. Smith, Pittsburgh; Hugh E. Canavan and J. L. Smith, Boston.

## CLUB FIELDING.

Club.	G.	PO.	A.	E.	TC.	PB.	PC.
New York.....	124	3328	1664	152	5144	10	.970
Pittsburgh.....	126	3431	1722	179	5332	7	.968
Chicago.....	131	3581	1757	188	5526	12	.968
Boston.....	124	3349	1768	184	5301	10	.963
Cincinnati.....	129	3428	1684	192	5304	14	.964
Brooklyn.....	126	3381	1700	193	5274	16	.963
St. Louis.....	131	3578	1964	220	5762	10	.962
Philadelphia.....	125	3411	1758	211	5380	14	.961

The fielding averages show New York leading with a percentage of .970. Chicago had the most number of put-outs. St. Louis had the most assists and errors, with a total number of chances offered of 5,762.

E. J. Konetchy, Boston, leads the first basemen of the league with .992. Merkle, Chicago, had the most put-outs, 1,388, and accepted the greatest number of chances, 1,470. Luderus, Philadelphia, had the most assists, 98. Paulette of St. Louis made the most errors, 20.

SPALDING'S OFFICIAL BASE BALL RECORD.

R. T. Fisher, St. Louis, having played over 50 games, is given the honor of leading the second basemen, with a percentage of .977. Outshaw, Pittsburgh, had the most put-outs, 323, and assists, 366. Lee Magee, Cincinnati, made the most errors, 29.

The third basemen are led by Henry Groh, Cincinnati, .969, and also leads in the number of put-outs, 180. J. C. Smith, Boston, made most assists, 291, and errors, 35.

Arthur Fletcher, New York, heads the shortstops with percentage, .959. Bancroft, Philadelphia, making the most put-outs, 371; Fletcher, New York, most assists, 484, and Bancroft, Philadelphia, most errors, 64.

The outfielders who participated in over 75 games and who are entitled to the three leading positions are Neale, Cincinnati, .981; Paskert, Chicago, .980; Z. D. Wheat, Brooklyn, .979. The three fielders accepting the most chances are Carey, Pittsburgh, 384; Roush, Cincinnati, 333; Meyers, Brooklyn, 311. Carey, Pittsburgh, leads in number of put-outs, 359.

Among the catchers, W. Killefer, Chicago, and W. Schmidt, Pittsburgh, played in 104 and 105 games, respectively, and had a percentage of .982 for Killefer and .981 for Schmidt. Killefer had most put-outs, 487; Schmidt most assists, 153; Wingo, Cincinnati, most errors.

The following players played in different positions but in less than fifteen (15) games:

E. J. Konetchy, Boston, played six (6) games in the outfield and pitched one (1) game.

J. H. Johnston, Brooklyn, played one (1) game at second base and four (4) games at third base.

S. R. Magee, Cincinnati, played six (6) games at second base.

Jose Rodriguez, New York, played eight (8) games at first base and two (2) games at third base.

Charles Pick, Chicago, played eight (8) games at third base.

Charles L. Herzog, Boston, played seven (7) games at shortstop and twelve (12) games at first base.

Lee Magee, Cincinnati, played three (3) games at third base.

E. M. Hemingway, Philadelphia, played three (3) games at third base and part of a game at first base.

R. Zeider, Chicago, played one (1) game at third base and part of a game at first base.

M. A. McGaffigan, Philadelphia, played one (1) game at shortstop.

Harry Pearce, Philadelphia, played one (1) game at first base and two (2) games at shortstop.

L. J. Boone, Pittsburgh, played one (1) game at second base.

J. L. Smith, Boston, played ten (10) games at second base, five (5) games at third base, nine (9) games at shortstop and six (6) games in the outfield.

M. F. McCabe, Chicago, played thirteen (13) games at second base and four (4) games in the outfield.

W. L. Wortman, Chicago, played eight (8) games at second base and four (4) games at shortstop.

E. Meusel, Philadelphia, played four (4) games at second base.

W. H. Massey, Boston, played one (1) game at first base and shortstop, and two (2) games at third base.

W. Hinchman, Pittsburgh, played three (3) games at first base.

T. W. Leach, Pittsburgh, played three (3) games at shortstop.

Ross Young, New York, played the same day at second base as well as outfield in seven (7) games.

T. Barber, Chicago, played four (4) games at first base.

R. Bressler, Cincinnati, played three (3) games in the outfield.

J. P. Archer played one (1) game each at first base with Pittsburgh and Cincinnati.

Charles Grimm, St. Louis, played two (2) games in the outfield and one (1) game at third base.

B. B. Fandetta, St. Louis, played twelve (12) games at shortstop, seven (7) games at second base, two (2) games at third base, bye (5) games in the outfield, and one (1) as pitcher.

H. J. Wallace, St. Louis, played twelve (12) games at shortstop and one (1) game at third base.

H. D. Bairo, St. Louis, played one (1) game in the outfield.

Rogers Hornsby, St. Louis, played three (3) games in the outfield.

Albert Reiser, St. Louis, played ten (10) games at second base.

J. D. Smyth, St. Louis, played eleven (11) games at second base.

M. Gonzalez, St. Louis, played two (2) games at first base and bye (5) games in the outfield.

Frank Snyder, St. Louis, played three (3) games at first base.

John R. Dunch, St. Louis, played one (1) game in the outfield.

M. Umsta, Cincinnati, played nine (9) games at shortstop, ten (10) at second base, and six (6) as catcher.

B. J. Sicking, New York, played three (3) games at shortstop.

George Packer, Chicago, played six (6) games at third.

John Combs, Brooklyn, played thirteen (13) games in the outfield.

Gino Miller, Brooklyn, played one (1) game at first base.

Mark Wheat, Brooklyn, played seven (7) games in the outfield.

Arthur Schf, Boston, played two (2) games in the outfield.

H. H. Chase, Cincinnati, played two (2) games in the outfield.

#### PITCHERS' RECORDS.

See pages 13 and 14 for complete pitchers' records.

In arranging the National League pitchers of 1918 in order of their effectiveness, it was found expedient to divide the pitchers into three groups, same as 1917. The first of these embraces all those who bore the brunt of the campaign and pitched at least 10 complete games; the second, those who participated in a minimum of 10 games, regardless of the length of same; and the third comprising all others who took part in a championship contest.

The percentage of games won and lost is given, with notation of the relative position of each pitcher; this special record being supplied in order that comparison may be made with the official earned-run rating.

Vaughn, Chicago, won title of leading pitcher with an average of least runs earned per game of 1.74; also leads in number of games won, 22. The best percentage of games won and lost was obtained by Hendrix, Chicago, .744.

Gilmore, Brooklyn, pitched in the greatest number of games, 40. Vaughn and Tyler, both members of the champion team, Chicago, had 9 shutouts each. Vaughn leads in number of strikeouts in a season, 149.

In consecutive victories, Gilmore, Brooklyn, had a run of 10 victories, July 18 to August 20.

Consecutive defeats, J. Touchage, Philadelphia, 9, July 8 to August 17.

Pitching the most defeats, Marquard, Brooklyn, and Deaeger, Philadelphia, had 18 each.

Choney, Brooklyn, made 5 wild pitches in St. Louis-Brooklyn game, July 9.

Most number of strikeouts in a single game, Vaughn, Chicago, 12, Cincinnati-Chicago, May 20.

Most number of bases on balls in a game, 10, by pitcher Schneider, Cincinnati-Philadelphia, July 9.



RECORD OF PITCHERS PARTICIPATING  
IN TEN (10) OR MORE GAMES  
BUT NOT PITCHING TEN  
(10) COMPLETE GAMES.

Name and Club.

Name and Club.	No. Games Pitched In.	No. Complete Games.	No. Innings Pitched.	Games Won.	Games Lost.	P. C. Won and Lost.	Shutouts.	Batters Faced.	Base Hits.	Sacrifice Hits.	Hit Batters.	Bases on Balls.	Strikeouts.	Wild Pitches.	Total Runs.	Runs Earned.	Off Pitches.	Aver. Runs Earned per In-Game.
Tuero, Oscar, St. Louis.	11	2	44	1	2	.333	..	174	32	7	3	10	13	1	12	5	1.03	
Griner, D., Brooklyn.	11	3	54	1	5	.167	1	205	47	7	15	22	31	1	16	13	2.31	
Tesreau, C. M., New York.	12	3	74	4	4	.500	1	298	61	8	..	21	31	2	27	19	2.37	
Regan, Mike, Cincinnati.	22	4	80	5	5	.500	3	336	77	13	..	29	15	2	38	29	2.37	
De-mare, A., New York.	26	8	142	8	6	.571	2	585	143	12	2	25	39	..	56	39	2.48	
Hearne, B., Boston.	27	9	126	5	6	.455	1	509	119	15	2	29	30	..	43	35	2.50	
Sanders, Roy, Pittsburg.	28	6	156	7	9	.433	2	644	135	25	2	52	55	4	59	45	2.56	
Robertson, R. J., Brooklyn.	13	7	87	3	6	.333	1	354	87	6	..	28	18	..	34	25	2.59	
Hannon, R., Pittsburg.	16	5	82	2	7	.222	..	321	62	10	..	12	7	..	30	24	2.64	
Anderson, F., New York.	18	2	71	4	2	.667	1	286	62	15	2	17	24	1	27	21	2.66	
Garth, Paul, Chicago.	21	1	73	3	2	.600	..	306	78	17	1	19	13	1	29	22	2.71	
Sherdel, W., St. Louis.	1	35	9	182	6	12	.333	1	744	174	21	3	49	40	..	78	55	2.72
Walker, Jas. R., Chicago.	13	2	43	1	3	.250	..	190	50	6	1	15	20	..	27	13	2.72	
Steele, R., New York 12, Pittsburg 10.	1	22	6	115	5	3	.385	2	479	100	15	5	28	45	54	37	2.90	
Comstock, R., Pittsburg.	15	6	81	5	6	.455	..	329	78	12	2	14	44	1	33	27	3.00	
Davis, F. T., Philadelphia.	17	1	47	..	2	.000	..	214	43	10	..	30	18	1	25	16	3.06	
Smith, Geo., N. Y. 5, Bklyn. 8, Cin. 10.	23	9	132	8	7	.533	1	535	140	19	3	22	41	6	62	50	3.41	
Watson, M., Philadelphia.	23	6	113	5	7	.417	..	490	126	22	2	36	29	4	51	43	3.43	
Packard, E., St. Louis.	1	30	9	182	12	5	.690	1	744	184	14	5	33	46	..	84	71	3.51
Luque, A., Cincinnati.	12	9	83	6	3	.667	1	349	84	13	1	32	26	4	44	35	3.80	
May, Jake, St. Louis.	1	29	7	153	5	6	.455	..	670	149	24	13	69	61	1	83	65	3.82
Canavan, H. E., Boston.	11	3	47	5	4	.000	..	220	70	9	5	15	18	2	42	33	6.32	
Schupp, F. M., New York.	10	1	33	..	1	.000	..	165	42	7	3	27	22	3	34	28	7.63	

1918 PITCHERS NOT OTHERWISE RATED.

	Brooklyn.	Chicago.	Games Won.	Games Lost.	Games Won.	Games Lost.
Boston.	..	..	..	..	..	..
Crandall, O.	5	1	2	1	..	..
Crum, C.	1	1	1	..	..	..
George, Thos.	9	1	5	2	..	..
Hughes, T.	3	..	1	..	..	..
Konetchy, E. J.	1	..	1	..	..	..
McQuillan	1	..	1	..	..	..
Northrup, Geo.	7	5	1	1	..	..
Upham, Wm.	3	1	1	1	..	..
Philadelphia.	..	..	..	..	..	..
Fortune, G.	5	..	2	2	..	..
Maln, M.	8	2	2	1	..	..
Tincup, B.	8	..	8	..	..	..
Woodward, F. B.	2	..	..	..	..	..
St. Louis.	..	..	..	..	..	..
Horstman, O.	9	..	2	..	..	..
Howard, Earl	1	..	1	..	..	..
Johnson, R. A.	6	1	1	1	..	..
Paulette, E. E.	1	..	..	..	..	..
New York.	..	..	..	..	..	..
Barnes, J. L.	..	..	9	6	1	..
Benton, J. C.	..	..	3	1	2	..
Hoyt, W.	..	..	1	..	..	..
Ozden, John M.	..	..	5	..	..	..
Ross, Sidney	..	..	1	..	..	..
Chicago.	..	..	..	..	..	..
Aldridge, B.	..	..	3	..	..	..
Alexander, G. C.	..	..	..	..	..	..
Martin, E. G.	..	..	9	5	2	..
Napier, S. L.	..	..	1	..	..	..
Weaver, H. A.	..	..	8	..	..	..
Pittsburg.	..	..	..	..	..	..
Adams, C. B.	..	..	3	1	1	..
Carlson, H.	..	..	6	..	..	..
Hamilton, Earl	..	..	6	..	..	..
Hill, C.	..	..	7	1	4	..
Slapnicka, C. O.	..	..	6	..	..	..
Cincinnati.	..	..	..	..	..	..
Conley, J.	..	..	5	2	..	..
Falnes, Jess	..	..	1	..	..	..
Jacobus, S.	..	..	5	..	..	..
Mitchell, A. Ray.	..	..	5	4	1	..
Reuther, W. H.	..	..	2	..	..	..

INDIVIDUAL BASE ON BALLS AND STRIKEOUT RECORDS.

At Least Forty Games.

Arranged According to Greatest Number of Games Played.

Name and Club.	G.	BB.	SO.	Name and Club.	G.	BB.	SO.
Hollocher, Chas. J., Chi.	131	47	30	Bigbee, C. L., Pittsburgh	92	42	10
Mann, Leslie, Chicago....	129	38	45	Wilson, A. E., Boston....	89	24	31
Merkle, F. C., Chicago....	129	35	36	Holke, Walter, New York	88	10	26
Paskert, G. H., Chicago.	127	53	49	Heathcote, C., St. Louis.	88	20	40
Groh, Henry K., Cin.....	126	54	24	McCarty, L., New York..	86	17	13
McKechnie, W. B., Pitts.	126	24	22	Adams, J. B., Phila.....	84	10	26
Olson, Ivan, Brooklyn....	126	27	18	Zeider, R., Chicago.....	82	23	20
Carey, Max, Pittsburgh..	126	62	25	Baird, H. D., St. Louis..	82	25	42
Cutshaw, G. W., Pitts....	126	27	18	Caton, J. H., Pittsburgh.	80	32	16
Blackburne, R., Cin.....	125	25	30	McHenry, A., St. Louis..	80	21	24
Bancroft, D., Phila.....	125	54	36	Betzel, A., St. Louis....	76	12	16
Paulette, E. E., St. Louis	125	27	16	Doyle, Larry, New York.	75	37	10
Luderus, F. W., Phila....	125	42	33	Miller, Otto, Brooklyn..	75	9	20
Fletcher, A., New York.	124	18	26	Chase, H. H., Cincinnati	74	13	15
Meusel, E., Philadelphia.	124	30	21	Cruse, W. E., St. Louis.	70	30	26
Johnston, J. H., Bklyn...	123	33	31	Rariden, W. A., N.Y....	69	15	15
Flack, Max, Chicago.....	123	56	19	Burns, E. J., Phila.....	68	20	9
Stock, M. J., Phila.....	123	35	22	Kauff, Ben, New York...	67	16	30
Young, Ross, New York.	121	44	49	Massey, W. H., Boston..	66	23	20
Zimmerman, H., N.Y....	121	13	23	Fitzgerald, J., Phila....	66	13	6
O'Mara, O. E., Brooklyn	121	7	18	Wilhoit, J., New York...	64	17	14
Cravath, C. C., Phila....	121	54	46	Southworth, W. H., Pitt.	64	26	9
Burns, Geo. New York...	119	43	37	Fisher, R. T., St. Louis.	63	15	11
Magee, Lee, Cincinnati..	119	28	19	Pearce, H., Philadelphia.	60	9	31
Deal, Chas. A., Chicago.	119	21	13	Thorpe, Jas., New York.	58	4	18
Smith, J. C., Boston....	119	45	47	Wheat, M., Brooklyn....	57	8	24
Mollwitz, F., Pittsburgh.	119	23	24	Barber, T., Chicago....	55	9	16
Konetchy, R. J., Boston.	119	32	35	McGaffigan, M. A., Phila.	54	16	23
Griffith, T. H., Cin.....	118	39	30	Hickman, D. H., Bklyn..	53	8	31
Herzog, C. L., Boston....	118	29	28	Powell, R., Boston.....	53	29	30
Gonzalez, M., St. Louis..	117	39	30	O'Farrell, R., Chicago...	52	10	15
Magee, S. R., Cincinnati	115	37	18	Rodriguez, Jose, N.Y....	50	12	3
Hornsby, R., St. Louis..	115	40	43	Hinchman, W., Pitts....	50	15	8
Roush, E. J., Cincinnati.	113	22	10	Grimm, Chas., St. Louis.	50	6	15
Rawlings, J., Boston....	111	30	31	Kelly, J. H., Boston....	47	6	12
Daubert, J., Brooklyn..	108	27	18	Sicking, E. J., New York	46	6	11
Neale, E., Cincinnati....	107	24	38	Cueto, M., Cincinnati....	46	19	5
Meyers, H. H., Brooklyn	107	20	26	Coombs, John, Brooklyn..	46	7	5
Schmidt, W., Pittsburgh.	105	17	19	Henry, John P., Boston..	43	10	15
Wheat, Z. D., Brooklyn.	105	16	17	Archer, J. P., Pg.-Bk.-Cin.	42	3	14
Killefer, W., Chicago....	104	17	10	Smith, Jack, St. Louis..	42	7	21
Wingo, I. B., Cincinnati	100	19	18	Grimes, B. A., Brooklyn.	41	3	14
Wickland, A., Boston....	95	53	39	Rehg, W. P., Boston....	40	5	14
Williams, Fred, Phila....	94	27	30	Smyth, J. D., St. Louis..	40	16	11
Loban, M. J., Brooklyn..	92	22	24				

Most bases on balls—Carey, Pittsburgh, 62; Flack, Chicago, 56; Bancroft and Cravath, Philadelphia, and Groh, Cincinnati, 54 each. Wickland, Boston, 53 in 94 games.

BASE ON BALLS AND STRIKE-OUT RECORDS.

The official club records of base on balls and strike-outs, graded according to most bases on balls and least strike-outs, respectively, are as follows:

CLUB BASE ON BALLS RECORD.

CLUB STRIKE-OUT RECORD.

Club.	G.	BB.	PC. to Game.	Club.	G.	SO.	PC. to Game.
Pittsburgh .....	126	371	2.94	Pittsburgh .....	126	285	2.26
Boston .....	124	350	2.82	Cincinnati .....	129	303	2.35
Philadelphia .....	125	346	2.77	Brooklyn .....	126	326	2.59
Chicago .....	131	358	2.73	Chicago .....	131	343	2.62
St. Louis .....	131	329	2.51	New York .....	124	365	2.94
Cincinnati .....	129	304	2.36	Philadelphia .....	125	400	3.20
New York .....	124	271	2.19	St. Louis .....	131	461	3.52
Brooklyn .....	126	212	1.68	Boston .....	124	438	3.53



TYRUS R. COBB,  
Detroit,  
Leading Batsman, American League, 1918.

Conlon Photo.



# American League

## CHAMPIONSHIP WINNERS IN PREVIOUS YEARS.

1900—Chicago .....	607	1909—Detroit .....	645
1901—Chicago .....	610	1910—Athletics .....	630
1902—Athletics .....	610	1911—Athletics .....	609
1903—Boston .....	659	1912—Boston .....	691
1904—Boston .....	617	1913—Athletics .....	627
1905—Athletics .....	621	1914—Athletics .....	651
1906—Chicago .....	614	1915—Boston .....	629
1907—Detroit .....	613	1916—Boston .....	591
1908—Detroit .....	588	1917—Chicago .....	649

## STANDING OF CLUBS AT CLOSE OF SEASON.

Club,	Bos.	Clev.	Wash.	N. Y.	St. L.	Chi.	Det.	Phila.	Won.	Lost.	P.C.
Boston .....	10	7	6	14	12	13	13	75	51	595	
Cleveland .....	10	..	8	11	10	11	10	13	73	54	575
Washington .....	7	11	..	11	7	13	11	12	72	56	563
New York .....	11	7	8	..	10	6	10	8	60	63	488
St. Louis .....	5	6	12	10	..	5	10	10	58	64	475
Chicago .....	7	10	6	12	5	..	6	11	57	67	460
Detroit .....	5	3	9	9	10	10	..	9	55	71	437
Philadelphia .....	6	7	6	4	8	10	11	..	52	76	406

## INDIVIDUAL BATTING.

Compiled by Irwin M. Howe, Chicago, Ill.

Name and Club.	G.	A.B.	R.	H.	TB.	2B.	3B.	HR.	SH.	SB.	BB.	SO.	P.C.
T. R. Cobb, Detroit.....	111	421	83	161	217	19	14	3	9	34	41	21	.382
A. Griggs, Detroit.....	28	99	11	36	44	8	..	..	2	2	10	5	.364
J. Jackson, Chicago.....	17	65	9	23	32	2	2	1	5	3	8	1	.354
G. Burns, Philadelphia.....	130	505	61	178	236	22	9	6	8	8	23	25	.352
J. B. Fournier, New York....	27	100	9	35	43	6	1	..	3	7	7	7	.350
G. Sister, St. Louis.....	114	452	69	154	199	21	9	2	9	45	40	17	.341
H. Bescher, Cleveland.....	25	60	12	20	24	2	1	..	..	3	17	5	.333
U. J. Shocker, St. Louis.....	14	34	1	11	14	3	..	..	..	..	3	9	.324
Tris Speaker, Cleveland.....	127	471	73	150	205	33	11	..	11	27	64	9	.319
J. F. Baker, New York.....	126	504	65	154	206	24	6	6	12	8	38	13	.306
W. C. Pipp, New York.....	91	349	48	106	145	15	9	2	14	11	22	34	.304
G. D. Weaver, Chicago.....	112	420	37	126	148	12	5	..	19	20	11	24	.300
G. H. Ruth, Boston.....	95	317	50	95	176	26	11	11	3	6	57	58	.300
B. Acosta, Wash.-Phila.....	52	171	23	51	60	3	3	..	10	4	18	11	.298
E. Murphy, Chicago.....	91	286	36	85	100	9	3	..	12	6	22	18	.297
J. Wood, Cleveland.....	119	422	41	125	170	22	4	5	20	8	36	38	.296
W. Wumbsganss, Cleveland..	87	315	34	93	112	15	2	..	17	16	21	21	.295
J. Hummel, New York.....	22	61	9	18	23	1	2	..	1	3	11	8	.295
W. C. Walker, Philadelphia..	114	414	56	122	175	20	..	11	10	8	41	44	.294
W. B. Wright, St. Louis.....	18	34	5	10	10	..	..	..	2	..	6	5	.294
R. B. Caldwell, New York....	65	151	14	44	57	10	..	1	4	2	13	23	.291
C. Milne, Washington.....	128	503	56	146	174	18	5	..	7	26	36	14	.290
H. B. Hooper, Boston.....	126	474	81	137	192	26	13	1	16	24	75	25	.289
F. Schulte, Washington.....	93	267	35	77	97	14	3	..	9	5	47	36	.288
C. W. Mays, Boston.....	38	104	10	30	39	3	3	..	4	1	9	15	.288
W. L. Gardner, Philadelphia	127	463	50	132	169	22	6	1	16	9	43	22	.285
E. Foster, Washington.....	129	519	70	147	166	13	3	..	12	12	41	20	.283
R. Ruth, Cleveland.....	106	375	53	106	154	21	12	1	12	35	53	41	.283
R. Demmitt, St. Louis.....	116	405	45	114	150	23	5	1	19	10	38	35	.281
R. Veach, Detroit.....	127	499	59	139	195	21	13	3	17	21	35	23	.279
T. G. Hendryx, St. Louis....	88	219	22	61	84	14	3	..	11	5	37	25	.279
J. Lavan, Washington.....	117	464	44	129	150	17	2	..	13	12	14	21	.278
F. Truesdale, Boston.....	15	36	6	10	11	1	..	..	2	1	4	5	.278
B. F. Dyer, Detroit.....	13	18	1	5	5	..	..	..	..	..	..	..	.278
J. T. Tobin, St. Louis.....	122	480	59	133	162	19	5	..	17	13	48	26	.277

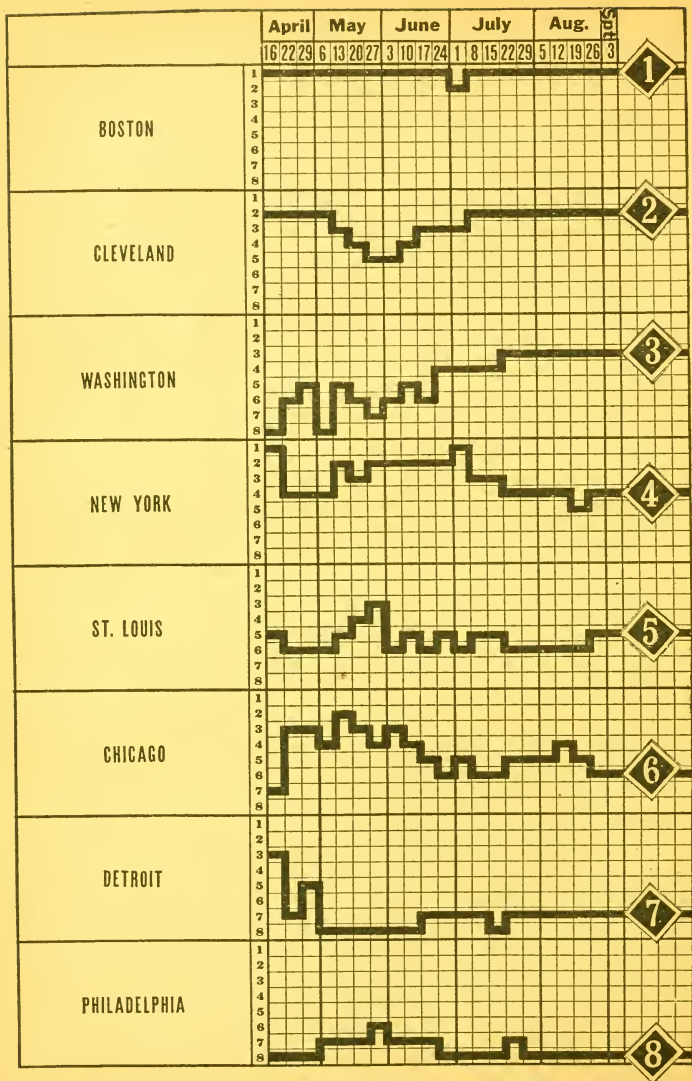


DIAGRAM OF RACE IN AMERICAN LEAGUE IN 1918.

## INDIVIDUAL BATTING—(Continued).

Name and Club.	G.	A.B.	R.	H.	TB.	2B.	3B.	HR.	SH.	SB.	BB.	SO.	P.C.
F. Gilhooley, New York.....	112	427	59	118	144	13	5	1	12	7	53	24	.276
E. Collins, Chicago.....	97	330	51	91	109	8	2	2	22	22	73	13	.276
H. E. Heilman, Detroit.....	79	286	34	79	116	10	6	5	8	13	35	10	.276
F. McMullin, Chicago.....	70	235	32	65	75	7	..	1	14	7	25	26	.276
L. J. Bush, Boston.....	36	98	8	27	34	3	2	..	1	..	6	11	.276
L. Miller, Boston.....	12	29	2	8	10	2	..	..	..	..	4	..	.276
D. Pratt, New York.....	126	477	65	131	170	19	7	2	23	12	35	26	.275
R. Jones, Detroit.....	75	237	43	79	101	14	4	..	14	7	17	16	.275
J. Collins, Chicago.....	103	365	30	100	143	18	11	1	15	7	17	19	.274
J. A. Mostil, Chicago.....	10	33	4	9	15	2	2	..	1	1	1	6	.273
J. McInnis, Boston.....	117	423	40	115	137	11	4	1	32	10	19	10	.272
C. A. Gandil, Chicago.....	114	439	49	119	145	18	4	..	10	9	27	19	.271
E. Smith, St. Louis.....	89	285	28	77	97	10	5	..	19	13	13	16	.269
R. Chapman, Cleveland.....	123	446	34	119	157	19	8	1	35	30	84	46	.267
G. Whiteman, Boston.....	71	214	24	57	74	14	..	1	12	9	20	9	.267
W. Johnson, Washington.....	65	150	10	40	55	4	4	1	4	2	9	18	.267
J. Munch, Philadelphia.....	22	30	3	8	10	..	1	..	..	..	..	5	.267
E. Johnson, St. Louis.....	29	34	7	9	10	1	..	..	..	4	..	2	.265
D. Shean, Boston.....	115	425	58	112	134	16	3	..	36	11	40	25	.264
J. P. Austin, St. Louis.....	110	367	42	97	119	14	4	..	21	18	53	32	.264
J. P. Evans, Cleveland.....	79	243	33	64	87	6	7	1	8	7	30	29	.263
J. L. Judge, Washington.....	130	502	56	131	171	23	7	1	28	20	49	32	.261
B. Shotton, Washington.....	126	505	68	132	162	16	7	..	3	25	67	23	.261
L. G. Nunamaker, St. Louis.	85	274	22	71	84	9	2	..	8	6	28	16	.259
H. Shanks, Washington.....	120	436	42	112	142	19	4	1	17	23	31	21	.257
F. Thomas, Boston.....	44	144	19	37	44	2	1	1	4	4	15	20	.257
A. Strunk, Boston.....	114	413	50	106	142	18	9	..	22	20	36	13	.256
F. Bodie, New York.....	91	324	36	83	116	12	6	3	17	16	27	24	.256
C. A. Risberg, Chicago.....	92	273	36	70	91	12	3	1	5	5	23	32	.256
H. Severoid, St. Louis.....	51	133	8	34	38	4	..	..	2	4	18	4	.256
O. Stanage, Detroit.....	54	186	9	47	54	4	..	1	3	2	11	18	.253
O. Felsch, Chicago.....	53	206	16	52	67	2	5	1	6	6	15	13	.252
H. L. Leibold, Chicago.....	116	440	57	110	139	14	6	1	10	13	63	32	.250
W. Goode, Chicago.....	35	148	24	37	54	9	4	..	1	1	11	16	.250
G. Lowdermilk, St. Louis.....	13	28	3	7	10	3	..	..	..	..	1	5	.250
T. L. Turner, Cleveland.....	74	233	24	58	69	7	2	..	13	6	22	15	.249
C. Thomas, Cleveland.....	32	73	2	18	20	..	1	..	3	..	6	6	.247
W. Schang, Boston.....	83	225	36	55	64	7	1	..	9	4	46	35	.245
T. A. Rogers, St. Louis.....	29	53	7	13	18	3	1	..	3	..	..	7	.245
J. McAvoy, Philadelphia.....	83	271	14	66	77	5	3	..	9	5	13	23	.244
M. Kavanaugh, Clev.-Detroit	26	82	6	20	25	5	..	..	2	1	18	13	.244
G. W. Harper, Detroit.....	69	227	19	55	64	5	2	..	12	3	18	14	.243
E. Miller, New York.....	67	202	18	49	65	9	2	1	14	2	19	17	.243
S. F. O'Neill, Cleveland.....	114	359	34	87	112	8	7	1	6	5	48	22	.242
M. Shannon, Philadelphia.....	72	225	23	54	70	6	5	..	8	5	42	52	.240
W. Gerber, St. Louis.....	56	171	10	41	45	4	..	..	5	2	19	11	.240
O. Vitt, Detroit.....	81	267	29	64	73	5	2	..	20	5	32	6	.239
A. Williams, Cleveland.....	28	71	5	17	23	2	2	..	6	2	9	6	.239
J. G. Graney, Cleveland.....	70	177	27	42	57	7	4	..	3	3	28	13	.237
A. Marsans, New York.....	37	123	13	29	36	5	1	..	4	3	5	3	.236
O. Bush, Detroit.....	123	500	74	117	133	10	3	..	13	9	79	31	.234
M. H. Kopp, Philadelphia.....	96	363	60	85	106	7	7	..	12	22	42	55	.234
R. Morgan, Washington.....	88	300	25	70	83	11	1	..	12	4	23	14	.233
R. Oldring, Philadelphia.....	49	133	5	31	35	2	1	..	6	..	8	10	.233
F. C. Maisel, St. Louis.....	90	284	43	66	74	4	2	..	23	11	46	17	.232
R. T. Peckinpaugh, N. Y....	122	446	59	103	124	15	3	..	25	12	43	41	.231
R. Pinnell, Chicago.....	24	78	7	18	24	1	1	1	3	3	7	8	.231
V. J. Picinich, Washington..	47	148	13	34	44	3	2	1	5	..	9	25	.230
E. H. Love, New York.....	38	74	7	17	24	3	2	..	1	..	3	20	.230
R. H. Hyatt, New York.....	53	131	11	30	44	8	..	2	3	1	8	8	.229
E. J. Miller, Cleveland.....	32	96	9	22	32	4	3	..	2	2	12	10	.229
W. Johnston, Cleveland.....	74	273	30	62	78	12	2	..	13	12	26	19	.227
W. H. Lamar, New York....	28	110	12	25	28	3	..	..	3	2	6	2	.227

## INDIVIDUAL BATTING—(Continued).

Name and Club.	G.	A.	B.	R.	H.	TB.	2B.	3B.	HR.	SH.	SB.	BB.	SO.	PO.	
W. Mayer, Boston.....	26	49	7	11	15	4	..	..	..	..	..	7	7	224	
G. Cunningham, Detroit.....	56	112	11	25	31	4	1	..	..	..	4	2	16	34	223
E. Scott, Boston.....	126	443	40	98	119	11	5	..	..	..	26	11	12	16	221
J. H. Hannah, New York.....	90	250	24	55	67	6	..	2	7	5	5	51	25	220	
R. W. Schalk, Chicago.....	108	333	25	73	85	6	3	..	..	15	12	36	22	219	
E. R. Spencer, Detroit.....	66	155	11	34	44	8	1	..	..	2	1	19	18	219	
J. D. Benz, Chicago.....	29	51	3	11	12	1	..	..	..	4	..	..	14	216	
F. N. Combe, Cleveland.....	32	56	3	12	12	..	..	..	..	5	..	..	9	214	
J. J. Fineran, Det.-N.Y.....	29	42	4	9	10	1	..	..	..	1	..	1	7	214	
J. Gedeon, St. Louis.....	123	441	39	94	117	14	3	1	23	7	27	29	29	213	
E. Alusmith, Washington.....	96	292	22	62	90	10	9	..	9	6	29	44	212		
J. C. Bagby, Cleveland.....	47	99	5	21	24	3	..	..	3	1	6	9	212		
O. A. Jacobs, Chicago.....	29	73	4	15	20	3	1	..	..	..	5	8	205		
C. D. Jameson, Philadelphia	110	416	50	84	99	11	2	..	1	11	54	30	202		
A. Waiters, New York.....	64	191	18	38	45	5	1	..	4	3	9	18	199		
J. Coffey, Detroit-Boston.....	42	131	13	26	35	2	2	1	3	4	11	8	199		
F. Walker, Detroit.....	65	167	10	33	52	10	3	1	4	3	7	29	198		
J. A. Dugan, Philadelphia...	120	406	25	79	105	11	3	3	17	4	16	55	195		
S. Coveleskie, Cleveland.....	38	110	6	21	25	4	..	..	5	..	2	26	191		
G. Mogridge, New York.....	48	79	7	15	20	3	1	..	6	1	4	22	190		
R. S. Young, Detroit.....	91	298	31	56	65	7	1	..	16	15	54	17	188		
R. Perkins, Philadelphia.....	68	218	9	41	50	4	1	1	4	1	8	15	188		
J. Dykes, Philadelphia.....	59	186	13	35	44	3	3	..	7	3	19	32	188		
R. Kenting, New York.....	15	16	3	3	3	..	..	..	1	1	1	5	187		
H. B. Leonard, Boston.....	15	43	2	8	8	..	..	..	2	..	6	6	186		
C. Jones, Detroit.....	22	27	1	5	5	..	..	..	..	1	1	11	185		
O. B. Davidson, Philadelphia	31	81	4	15	16	1	..	..	4	..	5	9	185		
G. Daus, Detroit.....	33	77	3	14	20	2	2	..	4	..	11	13	182		
W. R. Johns, St. Louis.....	46	89	5	16	19	1	1	..	4	..	4	6	180		
L. A. Dresen, Detroit.....	31	107	10	19	24	1	2	..	4	2	21	10	178		
F. R. Fahey, Philadelphia...	10	17	2	3	4	1	..	..	1	..	..	3	176		
S. Jones, Boston.....	24	57	6	10	11	1	..	..	3	..	13	14	175		
A. Yelle, Detroit.....	56	144	7	26	28	3	..	..	3	..	9	15	174		
B. Boland, Detroit.....	29	69	9	12	15	3	..	..	..	..	6	17	174		
A. W. Halt, Cleveland.....	26	69	9	12	14	2	..	..	..	4	9	12	174		
W. L. Barbare, Boston.....	13	29	2	5	8	3	..	..	4	1	..	1	172		
S. A. Gregg, Philadelphia...	30	71	3	12	14	2	..	..	1	..	..	12	168		
A. Russell, New York.....	29	42	3	7	7	..	..	..	4	..	4	8	167		
S. Agnew, Boston.....	72	199	11	33	41	8	..	..	6	..	11	26	166		
E. V. Cleotte, Chicago.....	38	86	6	14	21	5	1	..	1	..	12	12	163		
R. Kallio, Detroit.....	31	56	5	9	9	..	..	..	4	..	6	23	161		
R. C. Hohlitzel, Boston.....	25	69	4	11	12	1	..	..	4	3	8	3	159		
A. Sothoron, St. Louis.....	29	63	5	10	11	1	..	..	4	..	3	21	157		
G. Morton, Cleveland.....	30	77	4	12	19	5	1	..	..	..	4	15	156		
Y. W. Ayers, Washington...	10	66	4	10	13	3	..	..	5	..	3	10	152		
B. Houck, St. Louis.....	26	20	1	3	4	1	..	..	..	..	1	3	150		
J. Enzmann, Cleveland.....	30	47	2	7	8	1	..	..	2	..	1	13	149		
R. N. Geary, Philadelphia...	16	27	3	4	4	..	..	..	1	..	4	..	148		
D. Danforth, Chicago.....	39	42	3	6	6	..	..	..	2	..	2	11	143		
E. Myers, Philadelphia.....	18	35	1	5	5	..	..	..	..	2	..	4	143		
W. Adams, Philadelphia.....	32	57	3	8	9	1	..	..	1	..	2	16	140		
E. A. Russell, Chicago.....	27	50	2	7	10	3	..	..	4	..	..	6	140		
D. Davenport, St. Louis.....	31	52	3	7	11	1	..	5	..	9	22	135			
D. Watson, Philadelphia...	21	52	1	7	8	1	..	..	1	..	1	17	135		
S. Perry, Philadelphia.....	44	112	1	15	17	2	..	..	6	1	4	33	134		
H. Harper, Washington...	36	82	3	11	12	1	..	..	3	..	5	31	134		
Geo. Hale, St. Louis.....	12	30	..	4	5	1	..	..	..	..	1	5	133		
McBride, Washington...	18	53	2	7	7	..	..	..	3	1	..	11	132		
J. A. Shaw, Washington...	41	83	2	11	14	1	1	..	3	..	1	24	132		
C. Williams, Chicago.....	15	38	4	5	5	..	..	..	3	..	1	14	132		
F. Shellenback, Chicago...	29	54	4	7	8	1	..	..	5	..	8	25	130		
M. Gallia, St. Louis.....	19	46	2	6	6	..	..	..	1	..	..	12	130		
J. Stansbury, Boston.....	20	47	3	6	7	1	..	..	4	..	6	3	128		

INDIVIDUAL BATTING—(Continued).

Name and Club.	G.	AB.	R.	H.	TR.	2B.	3B.	HR.	SH.	SB.	BB.	SO.	PO.
G. Cochran, Boston.....	25	63	8	8	8	..	..	..	..	3	11	7	127
A. L. Ward, New York.....	20	32	2	4	6	1	..	..	2	1	2	7	125
B. G. Erickson, Detroit.....	12	33	1	4	4	..	..	..	1	..	..	9	121
W. H. James, Detroit.....	19	46	..	5	6	1	..	..	..	..	1	12	109
H. B. Matteson, Washington	14	19	..	2	2	..	..	..	..	..	..	4	105
R. Green, Cleveland.....	14	12	1	1	1	..	..	..	1	..	..	5	983
H. Thormahlen, New York...	16	39	3	3	4	1	..	..	..	..	1	16	677
Ray Johnson, Philadelphia...	10	15	1	1	1	..	..	..	..	..	..	9	967
A. P. Letfield, St. Louis.....	15	19	..	1	2	1	..	..	..	..	1	5	953
E. C. Fuher, Chicago.....	11	21	1	1	1	..	..	..	2	..	3	11	942
H. J. Robinson, New York...	11	13	..	..	..	..	..	..	..	..	..	1	900
Z. Beck, New York.....	11	8	..	..	..	..	..	..	3	..	..	1	900

CLUB BATTING.

Club.	G.	AB.	R.	Op.	R.	H.	TR.	2B.	3B.	HR.	SH.	SB.	BB.	SO.	PO.
Cleveland .....	129	4163	591	447	1085	1422	176	67	9	170	171	492	390	261	
St. Louis.....	123	4016	420	448	1042	1290	153	40	5	176	133	599	334	259	
Washington .....	130	4470	461	412	1143	1409	156	49	4	134	139	367	361	256	
New York.....	126	4285	493	475	1085	1395	169	45	20	171	92	372	372	256	
Chicago .....	124	4129	457	446	1057	1325	136	54	8	164	134	376	349	254	
Detroit .....	128	4227	481	552	1063	1355	141	56	13	143	125	452	384	251	
Boston .....	126	3986	474	389	990	1303	159	53	16	193	110	404	322	248	
Philadelphia...	130	4276	412	538	1039	1317	124	44	22	130	82	348	489	243	

INDIVIDUAL FIELDING.

FIRST BASEMEN.

Name and Club.	G.	PO.	A.	E.	PC.	Name and Club.	G.	PO.	A.	E.	PC.
R. C. Hohlitzel, Bos	19	209	15	1	.996	A. Griggs, Detroit.	25	263	9	4	.986
O. A. Gundli, Chi...	114	1123	64	10	.992	J. I. Judge, Wash.	130	1394	92	21	.985
J. McInnis, Boston.	94	1066	71	9	.992	G. Burns, Phil....	128	1384	104	26	.985
G. Sisler, St. Louis	114	1244	97	13	.990	A. Williams, Clev.	21	190	10	4	.980
W. R. Johns, St. L.	10	86	10	1	.990	T. R. Cobb, Det....	13	133	12	3	.980
W. Johnston, Clev.	73	738	40	9	.989	E. J. Miller, Clev....	22	232	19	6	.977
L. C. Pipp, N.Y....	91	918	61	12	.988	J. B. Fournier, N.Y.	27	274	13	7	.976
W. A. Dressen, Det.	30	322	11	4	.988	M. Kavanagh, C. D	24	242	11	9	.966
H. E. Heilman, Det	37	367	19	6	.987	G. H. Ruth, Bos...	13	130	6	6	.965

SECOND BASEMEN.

T. L. Turner, Clev..	26	44	77	1	.992	H. Shooks, Wash...	47	130	136	14	.950
J. Geleon, St. L....	123	309	409	17	.977	J. A. Dugan, Phil....	35	93	116	11	.950
E. Collins, Chicago.	96	231	285	14	.974	C. B. Davidson, Phil	15	30	36	4	.943
D. B. Pratt, N.Y....	126	340	386	23	.969	J. Dykes, Phil.....	56	139	189	21	.940
D. Sheun, Boston...	115	241	341	20	.967	R. S. Young, Det....	91	190	271	30	.939
R. Morgan, Wash...	80	172	251	18	.959	J. Wood, Clev.....	19	47	67	8	.934
J. Coffey, Det. Bos.	28	63	75	6	.958	J. A. Mostil, Chi....	10	15	21	3	.923
C. A. Risberg, Chi..	12	28	40	3	.958	M. J. Shannon, Phil	26	50	90	12	.921
W. Wambsganss, Cl	87	204	251	23	.952	F. Truesdale, Bos...	10	14	28	4	.913

THIRD BASEMEN.

J. McInnis, Boston.	23	34	42	1	.987	O. Vitt, Detroit....	66	106	137	12	.953
J. Stansbury, Bos...	18	12	37	1	.980	F. C. Maisel, St. L..	73	108	154	14	.949
A. W. Halt, Clev...	14	11	22	1	.976	F. McMullin, Chi....	69	74	151	14	.941
J. P. Baker, N.Y....	126	175	282	13	.972	R. Jones, Detroit....	63	81	83	11	.937
T. L. Turner, Clev...	46	33	93	4	.969	E. Foster, Wash....	127	156	281	30	.936
F. Thomas, Boston.	41	54	97	5	.968	J. P. Evans, Clev....	74	91	155	18	.932
G. D. Weaver, Chi..	11	10	18	1	.966	J. P. Austin, St. L..	48	56	83	12	.921
W. L. Gardner, Phil	127	158	291	17	.964	C. A. Risberg, Chi..	24	29	42	8	.899
G. Cochran, Boston.	23	13	38	2	.962	R. Pinnell, Chicago	24	28	33	11	.847
J. Coffey, Boston...	14	11	31	2	.955	W. L. Barbare, Bos,	11	6	13	4	.826

## INDIVIDUAL FIEDLING—(Continued).

## SHORTSTOPS.

Name and Club.	G.	P.O.	A.	E.	P.C.	Name and Club.	G.	P.O.	A.	E.	P.C.
G. McBride, Wash..	14	29	45	1	.987	R. Chapman, Clev...	128	321	398	49	.936
E. Scott, Boston....	126	270	419	17	.976	O. Bush, Detroit....	128	280	364	48	.931
R. Peckinpaugh, NY	122	260	439	28	.961	J. A. Dugan, Phil....	84	211	281	37	.930
C. A. Risberg, Chi..	30	59	76	8	.944	W. Gerber, St.L....	56	109	174	24	.922
G. D. Weaver, Chi..	98	191	319	32	.941	J. Lavan, Wash....	117	275	354	57	.917
A. L. Ward, N.Y....	11	12	20	2	.941	M. J. Shannon, Phil	45	105	133	27	.898
J. P. Austin, St.L..	57	117	158	18	.939	E. Johnson, St.L....	11	6	17	5	.821

## OUTFIELDERS.

J. Jackson, Chicago.	17	36	1	..	1000	F. Gilhooly, N.Y...:	111	206	15	9	.961
R. H. Hyatt, N.Y...	25	43	3	..	1000	J. Hummel, N.Y....	14	24	..	1	.960
L. Miller, Boston....	10	10	..	..	1000	R. B. Caldwell, NY	19	44	3	2	.959
A. Strunk, Boston...	113	230	13	3	.988	E. Murphy, Chicago.	63	111	3	5	.953
T. G. Hendryx, StL.	65	108	4	2	.982	O. Felsch, Chicago..	53	149	7	7	.957
W. Goode, Chicago..	35	103	4	2	.982	H. Shanks, Wash...	63	149	7	7	.957
H. Leibold, Chicago	114	259	16	6	.979	H. E. Heilman, Det.	40	60	6	3	.957
R. Veach, Detroit...	127	277	14	7	.977	G. W. Harper, Det.	68	125	5	6	.956
T. R. Cobb, Detroit.	93	226	14	6	.976	G. Cunningham, Det	20	21	..	1	.955
J. G. Graney, Clev..	45	77	2	2	.975	C. Walker, Phil....	109	242	25	13	.954
R. Oldring, Phil....	28	35	2	1	.974	E. Smith, St. Louis.	81	164	14	9	.952
Tris Speaker, Clev..	127	352	15	10	.973	R. Demmitt, St.L...	114	206	25	12	.951
J. Collins, Chicago.	92	230	20	7	.973	G. H. Ruth, Boston.	58	121	8	7	.949
C. Milan, Wash....	124	299	17	9	.972	E. Miller, N.Y.....	62	149	13	9	.947
M. H. Kopp, Phil...	96	221	20	7	.972	B. Acosta, W.-Phil.	45	77	7	5	.944
J. Tobin, St. Louis..	122	244	20	8	.971	A. Marsans, N.Y....	36	64	2	4	.943
F. Bodie, New York	90	181	17	6	.971	B. Shotton, Wash...	122	277	15	18	.942
C. D. Jamieson, Phil	98	182	15	6	.970	W. Schang, Boston..	16	16	..	1	.941
F. Schulte, Wash...	75	145	10	5	.969	R. Roth, Cleveland.	106	175	16	13	.936
R. Bescher, Clev....	17	28	3	1	.969	G. Whiteman, Bos..	69	95	5	7	.935
H. B. Hooper, Bos.	126	221	16	9	.963	F. Walker, Detroit.	45	102	5	9	.922
J. Wood, Cleveland.	95	193	10	8	.962	W. H. Lamar, N.Y.	27	58	3	8	.884

## PITCHERS.

E. A. Russell, Chi..	19	2	23	..	1000	G. Dauss, Detroit...	33	6	79	4	.955
J. J. Finneran, N.Y.	28	4	35	..	1000	J. C. Bagby, Clev..	45	15	67	4	.953
R. Keating, N.Y....	15	3	13	..	1000	E. V. Cicotte, Chi..	38	9	71	4	.952
U. J. Shocker, St.L.	14	8	25	..	1000	T. A. Rogers, St.L.	29	8	52	3	.952
H. Thormahlen, NY.	16	1	34	..	1000	A. Russell, N.Y....	27	6	33	2	.951
R. N. Geary, Phil...	16	1	21	..	1000	F. Myers, Phil....	18	4	35	2	.951
A. P. Leiffield, St.L.	15	2	23	..	1000	H. Harper, Wash...	35	9	45	3	.947
R. Groom, Clev....	14	..	14	..	1000	C. W. Mays, Boston	35	16	122	8	.945
J. H. Robinson, N.Y.	11	1	13	..	1000	H. E. Matteson, W.	14	2	15	1	.944
G. Mcgridge, N.Y..	45	13	76	1	.989	J. D. Benz, Chicago	29	4	62	4	.943
F. N. Combe, Clev.	30	9	66	1	.987	Ray Johnson, Phil..	10	2	13	1	.938
S. A. Gregg, Phil...	30	9	43	1	.983	Y. W. Ayers, Wash.	40	8	65	5	.936
W. Adams, Phil....	22	5	50	1	.982	H. B. Leonard, Bos.	16	4	25	2	.935
L. J. Bush, Boston.	36	16	81	2	.980	M. Gallia, St. Louis	19	1	38	3	.929
W. H. James, Det..	19	5	43	1	.980	E. G. Erickson, Det.	12	..	13	1	.929
J. Enzmann, Clev...	30	7	39	1	.979	G. H. Ruth, Boston	20	19	58	6	.928
W. Johnson, Wash..	39	17	70	2	.973	D. Watson, Phil....	21	5	30	3	.921
R. B. Caldwell, NY.	24	8	35	1	.977	E. H. Love, N.Y....	38	7	39	4	.920
G. Lowdermilk, StL	13	5	33	1	.974	C. Williams, Chi....	15	3	20	2	.920
W. B. Wright, St.L.	18	8	25	1	.971	R. Kallio, Detroit...	30	10	47	5	.919
B. Beland, Detroit.	29	11	49	2	.968	F. Shellenback, Chi.	28	5	28	3	.917
U. C. Faber, Chi....	11	1	29	1	.968	D. Davenport, St.L.	31	3	61	7	.901
S. Perry, Phil.....	44	16	96	4	.966	A. Cunningham, Det	25	3	32	4	.897
C. Jones, Detroit...	19	3	25	1	.966	J. A. Shaw, Wash...	41	10	41	6	.895
S. Coveskie, Clev.	38	14	83	4	.964	G. Morton, Clev....	30	6	52	7	.892
S. Jones, Boston....	24	11	41	2	.963	A. Sothoron, St.L...	29	10	43	8	.869
D. C. Danforth, Chi.	39	7	39	2	.958	B. Houck, St. Louis	26	5	16	4	.840

INDIVIDUAL FIELDING—(Continued).

CATCHERS.

Name and Club.	G.	P.O.	A.	E.	P.C.	Name and Club.	G.	P.O.	A.	E.	P.C.
R. Perkins, Phil....	61	201	103	3	.990	W. Mayer, Boston..	23	63	18	3	.964
S. F. O'Neill, Clev..	113	409	154	10	.983	W. Schang, Boston..	57	188	49	7	.963
G. Hale, St. Louis..	11	41	11	1	.981	J. McAvoy, Phil....	74	236	123	15	.960
O. Stange, Detroit..	47	188	54	5	.980	V. J. Picinich, W...	46	216	43	11	.960
L.G. Nunamaker, St.L.	80	315	108	9	.979	O. A. Jacobs, Chi..	20	64	21	4	.955
R. W. Schalk, Chi..	106	422	114	12	.978	A. Walters, N.Y....	50	139	47	12	.953
E. Ainsmith, Wash.	89	413	131	14	.975	A. Yelle, Detroit....	52	172	81	14	.948
J. H. Hannah, N.Y.	88	343	111	12	.974	C. Thomas, Clev....	24	85	24	6	.948
E. R. Spencer, Det..	48	153	46	7	.966	H. Severold, St.L...	42	148	44	11	.946
S. Agnew, Boston...	72	254	104	13	.965						

CLUB FIELDING.

Club.	G.	DP.	PB.	P.O.	A.	E.	P.C.
Boston .....	126	91	9	3360	1726	153	.971
New York .....	126	136	11	3477	1710	162	.970
Chicago .....	124	97	13	3373	1561	168	.967
St. Louis .....	125	84	13	3337	1663	191	.963
Cleveland .....	131	87	11	3479	1728	206	.962
Detroit .....	128	79	15	3478	1624	213	.960
Washington .....	130	92	18	3632	1691	229	.959
Philadelphia .....	130	142	7	3460	1846	227	.959

Triple play—New York.

PITCHERS' RECORDS.

Name and Club.	G.	W.*	L.	P.C.*	Opp.			AvER			H W				
					IP.	AB.	H.	R.	ER.	PG.	BB.	SO.	B.	P.	Bk
U. C. Faber, Chicago....	11	5	1	.833	81	286	70	23	11	1.22	23	26	..	2	..
W. Johnson, Washington	39	23	13	.630	325	1149	241	71	46	1.28	70	162	8	8	..
H. E. Matteson, Wash..	14	5	3	.625	68	239	57	20	13	1.72	15	17	1	..	..
U. J. Shocker, St. Louis.	14	6	5	.545	95	330	63	26	19	1.80	40	33	1	2	..
S. Coveloskie, Cleveland.	38	22	13	.629	311	1142	261	90	63	1.83	76	87	4	2	..
A. Sothoron, St. Louis...	29	13	12	.520	209	740	152	64	45	1.94	67	71	3	..	..
S. Perry, Philadelphia...	44	21	19	.525	332	1196	295	97	73	1.98	111	81	2	4	..
L. J. Bush, Boston.....	36	15	15	.500	273	996	241	88	64	2.11	91	125	3	5	..
H. Harper, Washington.	35	11	10	.524	244	858	182	77	59	2.18	104	78	8	13	..
C. W. Mays, Boston.....	35	21	13	.618	293	1043	230	94	72	2.21	81	114	11	6	..
G. H. Ruth, Boston.....	20	13	7	.650	166	584	125	51	41	2.22	49	40	2	3	1
S. Jones, Boston.....	24	16	5	.762	184	657	151	66	46	2.25	70	44	8	6	..
G. Mogrldge, New York.	45	15	13	.536	230	881	232	78	58	2.27	43	62	8	1	1
J. J. Quinn, Chicago....	6	5	1	.833	51	176	38	13	13	2.30	7	22	..	1	1
J. Enzmann, Cleveland..	30	5	7	.417	137	495	130	44	36	2.37	29	38	5	5	..
B. Houck, St. Louis....	27	2	4	.333	72	258	58	24	19	2.33	29	29	..	1	..
J. A. Shaw, Washington.	41	16	12	.571	241	881	201	88	65	2.43	90	129	1	10	3
H. Thormahlen, N. Y....	16	7	3	.700	113	391	85	39	31	2.47	52	22	6	4	..
E. G. Erickson, Detroit..	12	4	5	.444	94	337	81	32	26	2.49	29	48	3	..	1
W. B. Wright, St. Louis	18	8	2	.800	111	405	99	39	31	2.51	18	25	5	..	..
A. P. Lelfield, St. Louis	15	2	6	.250	67	242	61	23	19	2.56	19	22	2	..	..
E. A. Russell, Chicago...	19	6	5	.545	125	464	117	45	36	2.59	33	38	..	2	..
J. D. Benz, Chicago.....	29	7	8	.467	146	553	148	54	42	2.59	23	27	2	1	..
J. C. Bagby, Cleveland..	46	17	16	.515	280	1026	284	108	82	2.64	79	58	2	2	..
G. Morton, Cleveland....	30	14	8	.636	215	787	190	87	63	2.64	77	123	3	4	..
B. Boland, Detroit.....	29	14	10	.583	204	747	176	69	60	2.65	67	63	6	1	..
F. Shellenback, Chicago.	28	10	12	.455	183	686	180	77	54	2.66	74	47	4	..	..
R. N. Geary, Phil.....	16	3	5	.375	87	325	94	37	26	2.69	31	22	3	1	..
C. Williams, Chicago....	15	6	4	.600	106	303	76	32	22	2.72	47	30	5	2	..
H. B. Leonard, Boston..	16	8	6	.571	126	469	119	51	35	2.72	53	47	2	7	..
E. V. Cicotte, Chicago...	39	12	19	.387	259	982	264	98	78	2.75	39	98	2	2	..
Y. W. Ayres, Wash.....	39	10	12	.455	218	818	215	91	69	2.84	63	65	7	2	..
G. Daus, Detroit.....	32	13	16	.448	250	925	243	105	83	2.99	58	73	9	5	..
J. H. Robinson, N. Y...	11	2	4	.333	48	175	47	21	16	3.00	16	14	3	1	..

## PITCHERS' RECORDS—(Continued).

Name and Club.	G.	W.*	L.	P.C.*	IP.	Opp.			AveR			H W			
						AB.	H.	R.	ER.	PG.	BB.	SO.	B.	P.	Bk
R. B. Caldwell, N. Y...	24	9	8	.529	177	664	173	69	60	3.05	62	59	1	1	..
E. H. Love, New York..	38	13	12	.520	229	817	207	92	78	3.07	116	95	10	4	1
C. Jones, Detroit.....	21	2	2	.500	67	246	60	35	23	3.09	38	15	1	..	..
S. A. Gregg, Phil.....	39	8	14	.364	199	716	180	85	69	3.12	67	63	5	1	..
A. Cunningham, Detroit.	27	6	7	.462	140	514	131	68	49	3.15	28	39	5	2	..
G. Lowdermilk, St. Louis	13	2	6	.250	80	290	74	44	28	3.20	28	25	3	2	..
F. N. Coumbe, Cleveland	29	13	7	.650	141	542	154	60	50	3.20	51	40	1	..	..
D. Davenport, St. Louis.	31	10	11	.476	180	667	182	84	65	3.25	69	60	7	3	..
A. Russell, New York...	27	8	11	.421	141	520	139	68	51	3.26	73	54	5	1	..
T. A. Rogers, St. Louis.	29	8	10	.444	154	554	148	66	56	3.23	49	29	3	1	..
J. R. Watson, Phil.....	22	6	10	.375	151	512	136	76	55	3.28	51	34	2	3	..
D. C. Danforth, Chicago.	38	6	15	.286	138	511	148	73	53	3.46	40	48	5	1	..
M. Gallia, St. Louis.....	19	7	6	.538	124	471	126	63	48	3.46	61	48	6	2	..
R. Kallio, Detroit.....	30	8	13	.381	181	682	178	91	73	3.63	76	70	1	7	..
Ray Johnson, Phil.....	10	1	5	.147	42	158	42	30	17	3.65	27	8	1	1	..
W. H. James, Detroit...	19	6	11	.353	122	455	127	68	51	3.76	68	42	5	2	..
R. Keating, New York...	15	2	2	.500	48	164	39	27	21	3.93	30	16	2	..	..
W. Adams, Philadelphia.	32	5	12	.294	169	604	164	95	83	4.42	97	39	12	3	..
J. J. Finneran, N. Y....	28	3	8	.273	128	495	156	69	63	4.43	43	36	3	2	..
E. Myers, Philadelphia..	18	4	8	.333	95	357	101	66	49	4.65	42	17	4	6	..
R. Groom, Cleveland.....	14	2	2	.500	43	184	70	42	34	7.12	18	8	1	..	..

\*The won and lost and per cent columns are not included in official averages compiled for American League, but are obtained from official scores.

## WALTER JOHNSON IN EXTRA INNINGS

So unusual was the work of Walter Johnson of the Washington club during the season of 1918, that special attention must be called to it. The superiority of his skill was not demonstrated so much in the fewer number of hits which were made against him as in the extraordinary number of extra inning games in which he happened to be engaged—fifteen in all. It is true that it is not always the fault of the pitcher that extra inning games are necessary. More usually it is the result of bad fielding. However, when an extra inning game is forced upon a pitcher, he is entitled to more credit for what he must do on account of the strain. The record of these games is as follows:

TEN INNINGS—May 9, won from Boston, 4—3; opposing pitcher, Ruth. June 30, lost to Boston, 3—1; opposing pitcher, Mays. July 31, won from Chicago, 3—2; opposing pitcher, Shellenback.

ELEVEN INNINGS—May 4, lost to Philadelphia, 1—0; opposing pitcher, Perry. June 2, lost to Cleveland, 1—0; opposing pitcher, Bagby. June 5, won from Detroit, 5—4; opposing pitcher, Dauss. July 15, won from Cleveland, 4—3; opposing pitcher, Coumbe.

TWELVE INNINGS—April 17, lost to New York, 3—7; opposing pitcher, Mogridge. June 21, won from New York, 3—2; opposing pitcher, Russell.

THIRTEEN INNINGS—July 29, lost to Chicago, 1—0; opposing pitcher, Benz.

FOURTEEN INNINGS—August 19, won from St. Louis, 3—2; opposing pitcher, Rogers.

FIFTEEN INNINGS—July 25, won from St. Louis, 1—0; opposing pitcher, Sothoron.

SIXTEEN INNINGS—August 15, lost to Detroit, 8—7; opposing pitcher, Cunningham.

EIGHTEEN INNINGS—May 15, won from Chicago, 1—0; opposing pitcher, Williams. August 4, lost to Detroit, 7—6; opposing pitcher, Dauss.



# International League

## CHAMPIONSHIP WINNERS IN PREVIOUS YEARS.

1892 { Providence .....	.616	1905—Providence .....	.638
{ Binghamton .....	.667	1906—Buffalo .....	.607
1893—Erie .....	.606	1907—Toronto .....	.619
1894—Providence .....	.696	1908—Baltimore .....	.593
1895—Springfield .....	.687	1909—Rochester .....	.596
1896—Providence .....	.602	1910—Rochester .....	.601
1897—Syracuse .....	.632	1911—Rochester .....	.645
1898—Montreal .....	.586	1912—Toronto .....	.595
1899—Rochester .....	.626	1913—Newark .....	.625
1900—Providence .....	.623	1914—Providence .....	.617
1901—Rochester .....	.645	1915—Buffalo .....	.632
1902—Toronto .....	.669	1916—Buffalo .....	.586
1903—Jersey City .....	.736	1917—Toronto .....	.604
1904—Buffalo .....	.657		

## STANDING OF CLUBS AT CLOSE OF SEASON.

Club.	Tor.	Bing.	Balt.	New.	Roch.	Buff.	S.-H.	J.C.	Won.	Lost.	P.C.
Toronto .....	..	10	13	13	14	12	12	14	88	39	.693
Binghamton .....	10	..	9	11	11	14	12	18	85	38	.691
Baltimore .....	7	9	..	11	8	11	12	16	74	53	.583
Newark .....	5	4	10	..	11	11	13	10	64	63	.504
Rochester .....	5	4	7	10	..	11	10	13	69	61	.496
Buffalo .....	3	5	8	7	8	..	11	11	53	68	.438
Syracuse-Hamilton.	6	4	2	7	3	4	..	12	38	76	.333
Jersey City .....	3	2	4	4	6	5	6	..	30	94	.242

## INDIVIDUAL BATTING.

Compiled by Irwin M. Howe, Chicago, Ill.

(This list includes all players who appeared in ten or more games.)

Name and Club.	G.	A.B.	R.	H.	TB.	2B.	3B.	HR.	SII.	SB.	BB.	SO.	P.C.
McLarry, Binghamton.....	103	335	51	129	181	26	7	4	11	15	56	18	.385
Kniskely, Binghamton.....	41	146	28	54	73	9	5	..	2	9	15	12	.370
Barbare, Jersey City.....	48	183	26	67	79	8	2	..	2	12	9	9	.366
Zitman, Jersey City.....	25	89	14	32	45	3	5	..	2	4	4	10	.360
E. Smith, Rochester.....	94	335	51	120	175	24	14	1	9	19	8	22	.358
Strait, Buffalo .....	68	244	30	86	118	15	7	1	13	11	29	14	.352
Lear, Toronto.....	99	345	76	119	164	14	8	5	18	27	60	43	.345
Davis, Syracuse.....	13	47	7	16	17	1	..	..	3	4	6	4	.340
Heitman, Rochester.....	47	149	22	50	57	7	..	..	4	1	12	12	.336
Shannon, Baltimore.....	44	170	28	57	80	10	2	3	2	5	12	17	.335
Damrau (Harpin), Newark	18	63	8	21	23	2	..	..	1	4	6	5	.333
Meyers, Buffalo.....	65	204	28	67	83	14	1	..	7	2	26	12	.328
Kay, Binghamton.....	90	339	61	110	153	16	12	1	8	9	33	24	.324
Webb, Binghamton .....	11	25	2	8	9	1	..	..	..	..	1	7	.320
Onslow, Toronto.....	100	358	61	114	141	9	6	2	16	33	44	15	.318
Fisher, Toronto.....	91	198	27	63	83	8	3	2	12	2	16	37	.318
Mason, Baltimore .....	24	44	4	14	20	6	..	..	..	..	4	5	.318
Lawry, Baltimore.....	121	470	78	149	188	11	11	2	15	35	44	19	.317
Callahan, Toronto.....	60	208	45	66	87	14	2	1	17	15	27	32	.317
Purtell, Toronto.....	161	367	43	114	124	8	1	..	22	12	28	9	.311
Breen, Jersey City.....	51	164	19	51	64	3	5	..	2	7	24	16	.311
Mulvey, Baltimore.....	128	486	81	149	197	24	9	2	14	17	62	39	.307
Holly, Newark.....	24	89	15	27	33	6	..	..	5	3	10	2	.303
Lied, Toronto.....	18	77	9	23	30	3	2	..	1	2	5	6	.299
Paige, Syracuse.....	83	284	34	85	102	13	2	..	11	13	16	11	.299
Madden, Newark.....	108	337	35	100	115	10	1	1	7	6	29	14	.297
Riley, Binghamton.....	115	424	62	126	158	18	7	..	21	21	36	19	.297
Raymond, Syracuse-Roch..	87	304	30	89	112	11	6	..	7	11	17	39	.293
Cooper, Buffalo.....	35	89	9	26	27	1	..	..	3	..	4	8	.292
Reeves, Rochester.....	95	327	30	95	109	10	2	..	18	12	5	22	.291

## INDIVIDUAL BATTING—(Continued).

Name and Club.	G.	AB.	R.	H.	TB.	2B.	3B.	HR.	SH.	SB.	BB.	SO.	PO.
Dowd, Syracuse.....	37	145	15	42	46	2	1	..	2	11	7	15	.290
Bhum, Jersey City.....	53	203	21	59	83	10	4	2	1	9	9	15	.290
Griffin, Baltimore.....	113	431	62	125	165	14	10	2	13	20	25	43	.290
Bates, Buffalo.....	37	129	29	37	54	3	4	2	1	9	38	8	.287
Estes, Rochester.....	122	456	71	131	167	19	7	1	17	30	26	47	.287
Beekervernuit, Binghamton.....	29	74	7	21	23	2	..	..	3	2	2	4	.284
O'Rourke, Binghamton.....	11	39	5	11	15	2	1	..	..	3	3	4	.282
Donaldson, Buffalo.....	36	128	13	36	42	4	1	..	5	4	15	15	.281
Jacobs, Newark.....	87	282	35	79	97	7	4	1	26	22	15	40	.280
Reilly, Toronto.....	65	258	54	72	75	3	..	..	5	27	28	20	.279
Higgins, Binghamton.....	32	72	9	20	25	3	1	..	4	..	9	12	.278
Calder, Newark.....	127	474	65	132	164	17	6	1	11	25	39	23	.278
McCabe, Jersey City.....	17	47	4	13	14	1	..	..	1	1	3	11	.277
Hungling, Rochester.....	47	130	21	36	46	10	..	..	4	5	9	22	.277
Zwilling, Baltimore.....	45	156	21	43	65	11	4	1	6	9	20	21	.276
Craze, Baltimore.....	48	181	27	50	67	8	3	1	8	16	15	15	.276
Whitehouse, Toronto-J. C.....	105	383	49	105	142	12	8	3	13	16	38	23	.274
Felz, Jersey City.....	118	425	47	116	140	16	4	..	9	10	32	63	.273
Gonzales, Toronto.....	16	55	13	15	16	1	..	..	4	9	9	2	.272
W. Irving, Syracuse.....	104	393	60	107	135	17	4	1	6	16	36	31	.272
Egan, Baltimore.....	105	366	37	98	128	14	5	2	12	9	19	32	.268
McCarron, New-J.C.-Buff.....	105	363	54	97	119	11	4	1	9	17	24	36	.267
Maude, Jersey City.....	14	34	..	9	11	..	1	..	..	..	4	5	.265
Anderson, Toronto.....	77	284	22	75	96	15	3	..	8	8	16	25	.264
Carroll, Syracuse.....	86	313	39	82	108	15	4	1	11	17	29	55	.262
Carlstrom, Buffalo.....	14	46	9	12	13	1	..	..	4	2	13	4	.261
Parker, Baltimore.....	20	69	5	18	23	2	..	1	1	3	5	3	.261
Wiltse, Buffalo.....	83	312	38	81	90	3	3	..	7	13	14	18	.260
Bishop, Baltimore.....	125	465	59	121	140	15	2	..	18	8	57	32	.260
Clark, Baltimore.....	83	295	33	76	89	2	8	..	6	14	13	27	.258
Downey, Newark.....	124	448	72	115	129	12	1	..	17	25	44	32	.257
Wagner, Toronto.....	96	348	63	89	117	16	3	2	24	26	58	30	.256
Irving, Jersey City.....	33	130	11	33	42	3	3	3	3	8	6	8	.254
Kolseth, Rochester-Balt.....	79	264	29	67	103	14	8	2	13	15	15	34	.254
Fisher, Binghamton.....	86	398	52	101	123	11	4	1	15	20	29	18	.254
Menze, Rochester.....	114	411	62	103	142	14	11	1	7	14	33	59	.251
Bailey, Toronto.....	21	76	14	19	25	6	..	..	4	6	11	15	.250
Parnham, Baltimore.....	47	129	13	32	50	5	2	3	4	..	3	11	.248
Weafer, Syracuse.....	93	299	25	74	85	7	2	..	17	2	22	12	.247
Shay, Newark.....	104	413	59	102	118	11	1	1	11	19	37	33	.247
Hooper, Binghamton.....	68	252	35	62	66	4	..	..	10	8	12	13	.246
Bowman, Jersey City.....	34	110	14	27	32	3	1	..	5	6	10	9	.245
Stansbury, Newark.....	27	106	8	26	30	2	1	..	1	4	7	2	.245
Brady, Rochester.....	93	357	45	87	105	5	5	1	5	9	20	27	.244
Vance, Rochester.....	13	33	3	8	9	1	..	..	1	..	2	2	.242
Miller, Newark-Rochester.....	19	62	14	15	20	1	2	..	..	4	10	7	.242
O'Neill, Toronto-Rochester.....	58	186	20	45	49	4	..	..	6	10	5	14	.242
Woodward, Newark.....	11	33	2	8	10	2	..	..	..	..	8	8	.242
Brogan, Rochester.....	65	170	22	41	52	2	3	1	1	2	5	11	.241
Oakes, Binghamton.....	38	187	21	45	56	5	3	..	3	10	16	7	.241
Harris, Buffalo.....	85	320	51	77	102	11	7	..	19	4	42	41	.241
Ross, Newark.....	24	75	4	18	23	1	2	..	1	2	9	10	.240
Schaefer, Newark.....	32	129	18	31	36	5	..	..	6	9	10	10	.240
Swigler, Newark.....	78	267	29	64	85	8	5	1	4	7	21	16	.239
Stapelton, Jersey City.....	23	76	5	18	28	2	4	..	4	7	5	9	.237
Corcoran, Buffalo.....	28	110	9	26	29	1	1	..	6	3	5	8	.236
Waldbauer, Jersey City.....	19	51	1	12	12	..	..	..	1	1	4	8	.235
Wheeler, Jersey City.....	87	315	33	74	94	5	6	1	12	14	17	25	.235
Carroll, Jersey City.....	54	172	12	40	52	6	3	..	..	2	15	29	.233
Brown, Buffalo-Syracuse.....	24	86	9	20	23	3	..	..	4	3	5	10	.233
Eckstein, Syracuse.....	115	417	40	97	113	9	2	1	18	13	22	22	.233
Burns, Binghamton.....	22	52	4	12	13	1	..	..	5	..	2	8	.230
Morgan, Jersey City.....	15	57	5	13	19	2	2	..	6	1	3	7	.228
LaBate, Jersey City.....	31	83	12	19	21	..	1	..	1	5	13	15	.228

SPALDING'S OFFICIAL BASE BALL RECORD

INDIVIDUAL BATTING—(Continued).

Name and Club.	G.	AB.	R.	H.	TB.	2B.	3B.	HR.	SH.	SB.	BB.	SO.	PO.
Barthardt, Syracuse .....	58	159	20	36	50	6	6	7	..	7	7	27	227
Beck, Toronto .....	59	120	14	27	35	2	..	2	4	1	8	18	226
Bengough, Buffalo .....	65	220	16	49	57	8	..	..	11	14	16	17	223
Buckley, Bing. Buffalo .....	76	260	36	58	74	3	..	..	6	5	32	23	223
Zimmerman, Binghamton .....	86	323	66	72	91	12	2	1	10	16	52	34	223
Hersche, Toronto .....	58	180	28	46	47	5	1	..	9	3	16	40	222
Kost, Rochester .....	89	324	27	72	84	7	1	..	12	9	16	41	222
Greene, Bing. Syracuse .....	22	77	9	17	21	2	1	..	3	2	8	15	221
Law, Syracuse .....	41	140	15	31	39	6	1	..	3	2	9	22	221
Hartman, Binghamton .....	117	448	44	99	117	11	2	1	21	13	24	37	221
Seymour, Newark .....	13	41	2	9	9	..	..	..	..	..	2	4	219
Zinn, Newark .....	..	206	25	58	71	11	1	..	6	7	16	18	218
B. Lewis, Baltimore .....	63	162	16	35	42	5	1	..	6	1	9	43	216
McCube, Buffalo .....	39	149	10	32	43	2	3	1	5	9	14	10	215
McAlpine, Baltimore .....	46	154	21	33	35	2	..	..	12	2	13	16	214
McHale, Syracuse .....	63	211	29	45	55	8	1	..	14	18	30	17	213
Orr, Rochester .....	30	104	10	22	28	3	..	1	10	6	4	6	212
Mokan, Toronto .....	55	184	29	39	57	3	6	1	5	8	32	18	212
Fiedler, Newark .....	23	71	13	15	18	1	1	..	5	5	7	7	211
Schultz, Buffalo .....	91	318	29	67	79	6	3	..	7	8	18	35	211
Lynch, Buffalo .....	19	62	12	13	16	3	..	..	1	2	9	6	210
Rose, Buffalo .....	32	91	9	19	24	2	..	1	3	1	4	14	209
Haddock, Binghamton .....	49	134	5	28	35	5	1	..	11	..	14	14	209
Herbert, Baltimore .....	24	72	6	15	16	1	..	..	1	..	4	18	208
Armstrong, Buffalo .....	95	337	30	70	88	12	3	..	6	5	27	34	208
Itomuel, Newark .....	78	242	18	50	60	6	2	..	8	2	18	23	206
Smith, Binghamton .....	14	39	4	8	9	1	..	..	3	..	5	9	205
Ververs, Jersey City .....	22	49	7	10	11	1	..	..	1	..	6	10	205
Flaherty, Rochester .....	25	73	4	15	16	1	..	..	4	..	1	8	205
Helfrich, Balt. Buffalo .....	19	54	3	11	13	2	..	..	3	..	1	13	204
Thrasher, Toronto .....	41	162	10	33	46	11	1	..	7	7	7	11	204
Warhop, Toronto .....	49	177	16	36	40	4	..	..	4	8	13	23	203
Steffen, Buffalo .....	21	45	6	9	9	..	..	..	..	..	3	9	200
Brock, Jersey City .....	48	171	21	34	37	3	..	..	5	1	28	11	199
Mike Murphy, Buffalo .....	93	292	35	58	77	9	5	..	16	6	32	22	199
J. Cobb, Syracuse .....	37	111	13	22	31	7	1	..	1	6	11	11	198
Hopper, Syracuse .....	78	242	24	48	63	7	4	..	4	4	27	37	198
Cooney, Jersey City .....	63	248	26	49	54	1	2	..	1	8	28	38	198
Hanley, Binghamton .....	59	380	38	75	97	12	5	..	20	5	28	55	197
Freck, Binghamton .....	24	51	3	10	13	3	..	..	..	..	1	4	196
Kronhaus, Jersey City .....	111	358	31	70	92	16	3	..	11	12	33	39	196
Dysert, Baltimore .....	21	78	14	15	17	2	..	..	3	1	12	15	193
Walsh, Rochester .....	66	243	21	48	65	6	1	..	8	9	9	28	193
Blythe, Baltimore .....	19	70	6	13	16	3	..	..	2	..	3	4	186
G. Walker, Newark Bing. .....	18	49	5	9	9	..	..	..	1	1	3	4	184
Justin, Toronto .....	28	98	13	18	26	4	2	..	5	..	11	17	184
Welch, Syracuse .....	22	83	4	15	15	..	..	..	3	4	3	16	181
Jensen, Newark .....	19	50	1	9	10	1	..	..	1	..	7	12	180
Fleiger, Jersey City .....	45	84	9	15	20	3	1	..	2	2	3	29	179
Shea, Syracuse .....	23	62	5	11	14	3	..	..	1	..	1	13	177
O'Brien, Newark .....	15	40	3	7	9	2	..	..	4	1	3	6	175
Worrell, Baltimore .....	48	143	8	25	39	5	..	..	2	1	7	19	175
Leibold, Newark .....	25	82	5	14	14	..	..	..	3	..	7	7	171
L. Walker, Syracuse .....	14	35	2	6	7	1	..	..	1	..	2	9	171
McLaughlin, Rochester .....	11	35	2	6	6	..	..	..	1	..	..	4	171
Nowak, Buffalo .....	58	188	19	32	35	1	1	..	7	2	14	28	170
Martin Murphy, Buffalo .....	22	65	14	11	11	..	..	..	5	7	13	8	169
Gogden, Newark .....	17	54	2	9	12	1	1	..	2	..	1	12	167
Howley, Toronto .....	50	163	14	26	29	3	..	..	10	3	7	6	159
Hogan, Rochester .....	34	126	9	20	26	4	1	..	3	4	12	27	159
Menzel, Jersey City .....	31	108	7	17	20	1	1	..	4	2	5	11	157
DeVinney, Buffalo .....	35	95	6	15	18	1	1	..	2	..	7	14	157
Thomas, Buffalo .....	18	39	1	6	7	1	..	..	1	..	1	3	154
Hagen, Rochester .....	49	100	5	15	16	1	..	..	2	1	4	20	150

## INDIVIDUAL BATTING—(Continued).

Name and Club.	G.	AB.	R.	H.	TB.	2B.	3B.	HR.	SH.	SB.	BB.	SO.	PC.
Achiele, Toronto-Syracuse.	34	101	8	15	19	2	1	..	2	..	5	22	.149
Graham, Baltimore.....	10	41	4	6	9	3	..	..	1	4	2	146	
Sullivan, Syracuse.....	21	63	7	9	9	..	..	..	1	3	12	8	.143
Hehl, Jersey City.....	20	49	2	7	10	1	1	..	2	..	..	16	.143
Garvey, Syracuse.....	15	42	4	6	6	..	..	..	1	..	9	9	.143
Grant, Rochester.....	20	35	2	5	5	..	..	..	2	1	1	6	.143
Verbout, Binghamton.....	18	50	4	7	8	1	..	..	1	..	..	11	.146
S. Lewis, Toronto.....	11	36	1	5	6	1	..	..	1	..	2	10	.139
Lynch, Jersey City.....	14	44	1	6	6	..	..	..	3	..	2	15	..
Turner, Syracuse.....	27	90	3	12	18	3	..	1	2	..	4	12	.133
Haines, Binghamton.....	13	32	3	4	6	2	..	..	2	..	1	5	.125
Darney, Syracuse.....	12	25	1	2	2	..	..	..	1	..	5	7	.120
Hubbell, Newark.....	13	34	4	4	6	..	1	..	2	1	3	6	.118
McGraw, Jersey City.....	11	34	2	4	6	2	..	..	3	1	1	6	.118
Knelsch, Baltimore.....	14	26	1	3	3	..	..	..	..	..	5	4	.115
Barfoot, Newark.....	10	27	1	3	3	..	..	..	..	..	..	4	.111
Hurley, Jersey City.....	17	49	2	5	6	1	..	..	3	1	3	8	.102
Kelly, Newark.....	16	40	1	4	5	1	..	..	4	4	3	5	.100
Peterson, Toronto.....	23	73	5	5	5	..	..	..	6	..	7	25	.069
Horse, Jersey City.....	17	38	1	2	2	..	..	..	1	..	4	8	.053

Players who participated in less than ten games—Baltimore: Kelly, Dunn, Hershberger, Remsen, Brown, Stroth, Shutz, O'Keefe, Rhuark, Smith, Connice, Loudenslager, Deinzer, Schaufele, Whalen; Binghamton: Brennan, Champion, Bills, Gingras, Tuero; Buffalo: Baranda, Conway, Gallagher, Honeck, Louden, Jiminez, O'Brien, Onderchak, Poole, Shields, Miller, Kessel; Jersey City: Abbott, Butler, Chappelle, Chapek, Clinton, Dwyer, Edwards, Harter, Huntley, DesJardien, Kull, Leonard, Ladd, Lohr, Maloney, Martin, Miller, Moran, Morris, McCarthy, McCloskey, McFarland, Clougher, O'Brien, Muir, Pitler, Powell, Quinlan, Slaughter, Roney, Ryan, Sargeant, Sayre, Smith, Terhune, Truesdale, Wyckoff; Newark: Algie, Doescher, Kane, Tesson, Burke; Rochester: Erwin, Brennan, Ryan, Pike, Manners, Hartman, Whitrock, Wilkinson, Gordonnier, Kircher, G. Smith, Goldberg, Russell, Spiegel; Syracuse: Brady, Anderson, Elliott, Finlayson, Furman, LaDestro, Michaels, Scanton, Tobin, Wilson, Gowkey; Toronto: Bader, Bannon, Crabble, Thormahlen.

## CLUB BATTING.

Club.	G.	AB.	R.	H.	TB.	2B.	3B.	HR.	SH.	SB.	BB.	SO.	PC.
Binghamton.....	125	4030	562	1072	1360	156	51	10	178	167	405	371	.266
Baltimore.....	129	4214	472	1117	1433	148	60	16	138	161	352	451	.265
Rochester.....	122	3955	466	1027	1283	130	51	8	118	168	262	469	.260
Toronto.....	129	4161	585	1076	1351	144	40	17	213	213	466	437	.259
Newark.....	127	4019	474	985	1178	110	34	5	134	176	335	354	.245
Buffalo.....	123	3988	470	953	1160	109	40	6	136	126	393	448	.239
Syracuse-Hamilton.....	115	3653	375	854	1042	110	30	6	141	130	347	507	.234
Jersey City.....	126	4020	411	948	1174	111	53	3	106	130	339	501	.233

## INDIVIDUAL FIELDING.

## FIRST BASEMEN.

Name and Club.	G.	PO.	A.	E.	PC.	Name and Club.	G.	PO.	A.	E.	PC.
Bluhm, Jersey City	51	461	35	4	.992	Griffin, Baltimore..	113	1001	79	20	.982
Kolseth, Roch-Balt.	74	729	25	8	.990	Onslow, Toronto....	100	900	57	19	.981
Lear, Toronto.....	18	191	3	2	.990	Miller, New-Roch....	17	140	9	3	.980
Hogan, Rochester..	22	214	5	2	.991	Strait, Buffalo.....	38	363	17	8	.979
Hurley, Jersey City	16	178	12	2	.990	Schaefer, Newark....	21	163	14	4	.978
Bowman, Tor.-J.C.	16	156	13	2	.988	Estes, Rochester... 21	194	14	6	.972	
Wiltse, Buffalo....	82	804	43	10	.988	Greene, Bing-Syr... 21	204	17	7	.969	
Weaver, Syr.-Ham.	67	637	44	9	.987	Sullivan, Syr.-Ham.	16	169	6	9	.951
McLarry, Bing.....	103	974	80	17	.984	Garvey, Syra.-Ham.	10	113	4	6	.951
E. Smith, Roch....	35	290	22	5	.984	Zitman, Jersey City	19	176	1	10	.947
Swigler, Newark... 46	430	29	8	.983							

## INDIVIDUAL FIELDING—(Continued).

## SECOND BASEMEN.

Name and Club.	G.	P.O.A.	E.	P.C.	Name and Club.	G.	P.O.A.	E.	P.C.
McHale, Syr.-Ham..	19	47	68	4 .965	Shay, Newark.....	94	194	271	27 .945
Raymond, Syr.-Roch.	47	78	108	8 .964	Harris, Buffalo.....	66	163	210	22 .944
Hortman, Bing.....	120	252	346	25 .962	Paige, Syr.-Ham....	43	133	130	16 .943
Law, Baltimore....	111	273	299	23 .961	Corcoran, Buffalo...	27	54	56	7 .940
Lear, Toronto.....	80	223	284	21 .960	Walsh, Rochester...	31	63	89	12 .927
Cooney, Jersey City.	52	131	147	13 .955	Rommel, Newark....	20	53	57	9 .924
Kromhaus, Jersey C.	37	53	92	7 .954	Weaver, Syr.-Ham...	25	48	69	10 .921
Orr, Rochester.....	30	79	80	8 .952	Dowd, Syr.-Ham....	18	47	42	9 .908
Stapelton, Jersey C.	22	38	41	4 .952	Lynch, Buffalo.....	12	21	47	7 .907
Wagner, Toronto....	13	41	30	4 .947	McCarron, N-JC-Buff	10	15	31	6 .885
Anderson, Toronto..	31	84	78	9 .947					

## THIRD BASEMEN.

Purtell, Toronto....	98	141	210	18 .951	Bishop, Baltimore...	121	161	234	33 .923
Kost, Rochester....	85	118	154	16 .944	Zimmerman, Bing...	86	113	193	27 .919
Kromhaus, Jersey C.	40	42	77	7 .944	Walsh, Rochester...	34	55	50	10 .913
Carlstrom, Buffalo..	12	23	23	3 .939	Hooper, Bing.....	37	44	58	10 .911
Raymond, Syr.-Roch.	30	37	67	7 .937	Downey, Newark....	116	152	227	42 .900
Nowak, Buffalo....	57	56	113	13 .930	McCarron, N-JC-Buff	85	98	169	30 .899
Carroll, Syr.-Ham...	42	42	114	12 .929	Brown, Buffalo-Syr..	15	17	34	7 .879
Mike Murphy, Buff.	14	16	36	4 .929	Irving, Jersey City.	10	16	23	6 .890
McHale, Syr.-Ham...	31	33	78	9 .925					

## SHORTSTOPS.

O'Rourke, Bing.....	11	26	30	1 .982	Fiedler, Newark.....	23	43	58	8 .927
Barbare, Jersey City	40	83	125	5 .977	Hanley, Binghamton	113	253	342	49 .924
O'Keefe, Baltimore.	13	28	21	2 .961	Eckstein, Syr.-Ham.	17	32	48	7 .920
Gonzales, Toronto...	11	26	39	3 .956	Carroll, Syr.-Ham...	44	84	141	22 .911
Crane, Baltimore....	48	115	145	15 .945	Wagner, Toronto....	83	207	256	46 .910
McHale, Syr.-Ham...	10	22	29	3 .944	Harris, Buffalo.....	20	53	63	12 .906
Kromhaus, Jersey C.	33	56	94	10 .938	Morgan, Jersey City	15	31	48	9 .898
Holly, Newark.....	24	48	65	8 .934	Hungling, Rochester	23	68	62	15 .897
Dowd, Syr.-Ham....	17	40	45	6 .934	Harper, Newark....	16	31	45	10 .884
Armstrong, Buffalo.	94	182	257	32 .932	Cooney, Jersey City.	11	20	33	7 .883
Brady, Rochester...	92	204	254	34 .931	Jacobs, Newark....	11	17	26	6 .878
Stansbury, Newark.	27	46	74	9 .950	Davis, Syr.-Ham....	13	20	42	9 .873
Irving, Jersey City.	23	46	71	9 .928	Anderson, Toronto..	16	34	52	14 .860
McAlpine, Balt.....	45	97	142	19 .927	Warhop, Toronto....	11	16	27	8 .843

## OUTFIELDERS.

Knisely, Bing.....	41	52	5	.. 1000	Brock, Jersey City..	46	70	8	3 .963
Strait, Buffalo.....	28	37	9	.. 1000	Donaldson, Buffalo..	35	48	2	2 .962
Leibold, Newark....	25	52	1	.. 1000	Menzel, Jersey City.	31	90	8	4 .961
Swigler, Newark....	21	36	3	.. 1000	Welch, Syr.-Ham....	22	45	4	2 .961
Martin Murphy, Bu.	21	22	4	.. 1000	Shultz, Buffalo.....	90	219	24	10 .960
Hersche, Toronto....	18	22	3	.. 1000	Reeves, Rochester..	88	167	21	8 .959
Haitman, Rochester	13	20	..	.. 1000	Callahan, Toronto...	56	111	5	5 .959
Seymour, Newark...	11	15	..	.. 1000	Thrasher, Toronto...	38	66	5	3 .959
Eckstein, Syr.-Ham.	98	205	19	3 .987	Rommel, Newark....	14	19	4	1 .958
Shannon, Baltimore.	43	77	15	2 .979	Bates, Buffalo.....	37	78	7	4 .955
Oakes, Binghamton.	43	128	3	3 .978	Zinn, Newark.....	68	153	7	8 .954
Dysert, Baltimore..	21	40	1	1 .976	Fisher, Binghamton	14	37	4	2 .953
Paige, Syr.-Ham....	36	71	7	2 .975	Jacobs, Newark....	76	144	16	9 .947
Menze, Rochester...	114	238	22	7 .974	Irving, Syr.-Ham...	102	150	7	9 .946
Zwilling, Baltimore.	44	98	6	3 .972	Norton, Jersey City.	20	30	5	2 .946
Riley, Binghamton.	115	210	16	7 .970	Wheeler, Jersey C..	84	197	11	12 .945
Felz, Jersey City...	115	237	14	8 .969	Buckley, Bing.-Buff.	71	133	7	9 .940
Hooper, Binghamton	23	51	7	2 .967	Ray, Syr.-Ham....	27	42	4	3 .939
Relley, Toronto....	65	128	13	5 .966	Mulvey, Baltimore...	128	200	27	15 .938
B. Lewis, Baltimore	15	23	3	1 .963	Kay, Binghamton...	88	123	6	9 .937

## INDIVIDUAL FIELDING—OUTFIELDERS—(Continued).

Name and Club.	G.	P.O.	A.	E.	PC.	Name and Club.	G.	P.O.	A.	E.	PC.
Cather, Newark.....	126	164	12	12	.936	McCabe, Buffalo.....	39	70	13	9	.902
Anderson, Toronto....	26	38	6	3	.936	Mike Murphy, Buff.	60	69	11	10	.889
Whitehouse, Tor-JC.	94	167	14	14	.928	Blythe, Baltimore...	19	28	3	4	.886
Lied, Toronto.....	18	45	2	4	.922	Brogan, Rochester..	22	22	1	3	.885
O. Estes, Rochester.	98	159	22	16	.919	Hogan, Rochester....	11	14	3	3	.877
Bailey, Toronto.....	21	56	1	5	.919	Barnhardt, Syr-Ham	21	31	6	7	.841
Warhop, Toronto....	27	29	3	3	.914	Aichele, Tor.-Ham..	11	18	..	5	.783
Mokan, Toronto.....	53	57	3	6	.909	McCarron, N-JC-Buff	10	13	1	5	.737
Clark, Baltimore....	82	164	22	19	.907						

## PITCHERS.

Thomas, Buffalo....	17	10	25	..	1000	Ross, Newark.....	17	8	28	2	.947
Kneisch, Baltimore.	14	1	19	..	1000	Rommel, Newark...	28	11	79	5	.947
Vance, Rochester...	11	8	27	..	1000	Heitman, Rochester.	28	3	50	3	.946
Webb, Binghamton.	11	3	13	..	1000	Ilehl, Jersey City...	20	15	36	3	.944
McCabe, Jersey C.	10	5	16	..	1000	Worrell, Baltimore..	39	11	54	4	.942
Peterson, Toronto..	27	9	69	1	.987	Beckervermit, Bing.	25	12	53	4	.942
B. Lewis, Baltimore	31	12	64	1	.987	Hubbell, Newark....	13	4	27	2	.939
Horsey, Jersey City.	17	3	45	1	.980	Frock, Binghamton.	23	5	41	3	.939
Verbout, Bing.....	18	13	33	1	.979	L. Walker, Syr-Bing	14	3	28	2	.939
S. Lewis, Toronto..	11	7	37	1	.978	Barnes, Binghamton.	22	3	42	3	.938
Shea, Syr.-Ham....	22	9	34	1	.977	Jensen, Newark.....	19	2	28	2	.938
Higgins, Bing.....	32	18	61	2	.975	Hersche, Toronto....	29	10	75	6	.934
Steffen, Buffalo....	21	2	37	1	.975	Herbert, Baltimore.	19	5	23	2	.933
Mason, Baltimore..	24	4	35	1	.975	Barnhardt, Syr-Ham	32	5	64	5	.932
Justin, Toronto....	32	8	106	3	.974	Aichele, Tor.-Ham..	23	5	50	4	.932
Heck, Syr.-Tor....	34	14	105	4	.967	Rose, Buffalo.....	29	6	58	5	.923
Helfrich, Balt.-Buff.	17	5	54	2	.967	F. Walker, New.-JC.	18	9	53	5	.928
Cooper, Buffalo....	19	7	39	2	.958	Ververs, Jersey City	21	4	46	4	.926
Maude, Jersey City.	14	1	22	1	.958	LaBate, Jersey City	13	4	33	3	.925
Parnham, Baltimore	33	16	51	3	.957	Lynch, Jersey City.	13	4	20	2	.923
Hagen, Rochester...	30	12	55	3	.957	Brogan, Rochester..	40	12	78	10	.900
Grant, Rochester...	19	6	37	2	.956	Ray, Syr.-Ham....	17	8	33	5	.891
DeVinney, Buffalo..	27	17	66	4	.954	Ogden, Newark.....	13	10	27	5	.881

## CATCHERS.

Fisher, Toronto....	87	422	87	6	.988	Howley, Toronto....	45	189	45	7	.971
Fisher, Binghamton.	70	344	64	5	.988	Bengough, Buffalo..	62	272	72	11	.969
Turner, Syr.-Ham...	14	48	17	1	.985	E. Smith, Rochester	51	229	57	9	.969
Egan, Baltimore....	105	586	129	14	.981	Haddock, Bing.....	37	171	23	7	.965
Breen, Jersey City..	39	161	39	4	.980	McGraw, Jersey C..	11	51	19	3	.965
Madden, Newark....	101	441	87	13	.976	J. Cobb, Syr.-Ham..	26	129	22	7	.966
O'Neill, Tor.-Roch..	58	305	73	9	.977	Hopper, Syr.-Ham..	70	297	78	20	.949
Meyers, Buffalo....	59	269	66	8	.977	Carroll, Jersey City.	53	191	68	16	.942
Smith, Binghamton.	10	38	3	1	.976	Haines, Binghamton	10	23	6	2	.935
Kelly, Newark.....	14	60	14	2	.974	Fleiger, Jersey City	21	35	13	5	.906
Parker, Baltimore..	20	82	28	3	.973	O'Brien, Newark....	14	33	14	8	.855
Flaherty, Rochester	17	85	19	3	.972						

## CLUB FIELDING.

Club.	G.	DP.	PB.	PO.	A.	E.	PC.
Binghamton .....	125	76	15	3318	1516	212	.958
Baltimore .....	129	98	10	3400	1579	233	.955
Toronto .....	129	81	16	3473	1682	249	.954
Buffalo .....	123	83	4	3218	1614	240	.953
Jersey City.....	126	75	16	3302	1466	238	.952
Rochester .....	122	96	13	3152	1457	242	.950
Newark .....	127	83	13	3230	1495	271	.946
Syracuse-Hamilton	115	74	18	3053	1478	352	.928

Toronto and Jersey City each made one triple play.

PITCHERS' RECORDS.

Compiled by Irwin M. Howe, Chicago, Ill.

All pitchers are included who pitched 40 or more innings. Pitchers are rated on the earned run basis.

Name and Club.	G.	W.	L.	IP.	Opp.			ER.	Ave.	BB.	SO.	HB.	WP.	T.O.	Fin.
					AB.	H.	R.								
Barfoot, Newark	7	5	2	56	212	56	18	8	1.29	13	17	..	..	..	..
Heifman, Rochester	27	17	6	204	713	137	53	30	1.32	61	89	8	2	2	..
Woodward, Newark	6	4	2	51	166	26	15	8	1.41	23	22	4	..	..	..
Reckvermit, Binghamton	25	17	4	177	623	122	52	29	1.48	59	104	12	1	4	..
Ordin, Newark	11	5	5	79	285	60	23	13	1.49	28	41	2	1	1	2
Lynch, Jersey City	14	9	5	122	453	100	39	21	1.55	33	42	9	3	1	..
Hubbell, Newark	11	7	4	92	337	77	25	16	1.57	15	32	5	4	..	..
Verbunt, Binghamton	17	9	4	117	498	107	33	21	1.61	24	33	1	1	1	3
S. Lewis, Toronto	12	7	2	95	356	73	27	17	1.61	24	44	2	3	1	..
Wilkinson, Rochester	6	3	2	55	206	47	26	10	1.64	27	24	..	..	..	..
Champion, Binghamton	6	4	1	47	166	38	12	9	1.72	14	16	3	1	1	..
Barnes, Binghamton	22	13	4	146	544	126	46	30	1.85	42	60	5	4	3	..
Heck, Syracuse-Toronto	22	13	4	286	1050	260	107	60	1.88	74	146	15	15	4	3
Iersche, Toronto	29	21	6	244	898	205	79	51	1.88	80	118	6	4	1	2
Frock, Binghamton	22	9	9	143	535	117	47	30	1.88	29	75	1	2	1	7
Higgins, Binghamton	22	9	2	210	786	178	74	44	1.89	51	68	4	4	7	9
Tuero, Binghamton	32	15	4	210	856	154	15	13	1.89	15	40	4	2	..	..
Cooper, Buffalo	8	5	2	62	230	54	15	13	1.89	15	40	4	2	..	..
Peterson, Toronto	19	9	6	148	545	126	53	32	1.94	39	60	3	1	2	4
Brogan, Rochester	27	18	8	236	853	190	68	54	2.06	59	115	4	1	2	1
Hoyt, Newark	39	16	18	279	1034	250	119	65	2.10	123	157	16	4	6	7
Jensen, Newark	5	2	3	43	151	33	17	10	2.10	9	25	..	..	..	..
Parnham, Baltimore	20	8	10	158	583	126	58	37	2.11	40	64	4	1	2	2
Russell, Rochester	34	22	10	259	953	202	99	62	2.15	98	138	10	5	7	3
Rommel, Newark	6	2	3	42	140	34	18	10	2.15	16	28	2	1	2	1
Worrell, Baltimore	40	25	10	321	1191	268	117	80	2.24	62	80	8	2	2	5
Ross, Newark	15	10	4	124	470	112	42	32	2.32	45	67	3	5	3	..
Stefen, Buffalo	10	7	7	120	454	123	55	31	2.32	27	37	5	2	2	8
B. Lewis, Baltimore	19	7	12	207	783	184	85	54	2.35	89	82	14	4	5	10
DeVinney, Buffalo	32	12	14	210	771	180	93	55	2.36	54	76	15	5	3	5
Bills, Binghamton	27	7	12	210	771	180	93	55	2.36	54	76	15	5	3	5
Hagen, Rochester	8	4	4	68	246	65	32	18	2.39	22	15	2	2	1	1
Grant, Rochester	31	12	14	235	901	212	108	63	2.41	86	128	3	3	1	3
Swigler, Newark	19	4	7	110	429	125	58	30	2.46	46	21	3	1	3	7
Barnhardt, Syracuse	12	6	4	89	340	83	39	25	2.53	30	44	4	2	1	2
	32	12	17	248	923	238	111	70	2.54	75	90	13	..	..	3

## SPALDING'S OFFICIAL BASE BALL RECORD.

## PITCHERS' RECORDS—(Continued).

Name and Club.	G.	W.	L.	IP.	Opp.			ER.	Ave.	BB.	SO.	HB.	WP.	TO.	Fl.
					AB.	R.	ER.								
Webb, Binghamton .....	13	3	3	71	244	50	27	20	2.54	37	29	2	2	2	1
Kneisch, Baltimore .....	14	2	6	85	277	81	36	24	2.77	28	34	3	1	3	8
F. Walker, Newark-Binghamton .....	20	8	9	143	545	143	76	41	2.58	53	42	11	2	4	5
LaBate, Jersey City .....	14	3	4	87	325	84	47	25	2.58	23	24	3	1	1	5
Heifrich, Baltimore-Buffalo .....	17	5	11	135	512	142	64	39	2.60	45	55	5	4	4	..
Horsey, Jersey City .....	17	2	11	125	474	138	80	37	2.66	32	23	2	1	4	1
Mason, Baltimore .....	15	4	3	61	239	61	27	18	2.66	23	20	2	..	1	3
Justin, Toronto .....	32	19	10	272	1019	247	106	83	2.75	71	87	4	..	1	..
McCabe, Jersey City .....	10	2	8	85	318	80	32	27	2.86	19	42	4	..	..	..
Achiele, Toronto-Hamilton .....	23	7	13	165	635	185	93	55	2.98	60	47	3	2	6	1
Shea, Syracuse-Hamilton .....	20	8	11	149	582	165	103	51	3.08	50	62	4	2	2	1
Rose, Buffalo .....	30	14	10	229	898	236	127	81	3.19	71	68	8	1	11	3
L. Walker, Syracuse .....	11	2	6	81	304	82	41	29	3.22	25	29	4	1	3	1
Herbert, Baltimore .....	20	8	8	142	536	143	75	51	3.23	60	59	5	6	6	3
Ververs, Jersey City .....	20	3	15	139	529	157	91	50	3.23	58	40	2	2	3	4
Thomas, Buffalo .....	17	5	10	114	426	104	58	43	3.39	41	49	9	1	1	2
Hehl, Jersey City .....	20	3	15	143	562	155	101	56	3.53	54	34	7	1	1	2
Maude, Jersey City .....	14	2	8	89	344	101	73	35	3.54	41	40	..	..	..	1
LaDestro, Syracuse-Newark .....	8	..	5	43	186	53	30	19	3.56	8	10	..	..	..	..
Waldhauer, Jersey City .....	15	1	13	117	417	106	76	48	3.69	55	67	5	..	..	..
Warhop, Toronto .....	7	4	1	41	202	46	21	17	3.73	16	27	2	1	..	1
Ray, Syracuse-Hamilton .....	18	5	7	122	492	160	88	51	3.76	54	32	3	1	1	1
Vance, Rochester .....	9	3	5	72	233	85	39	31	3.88	23	34	4	1	1	1
Shields, Buffalo .....	6	1	4	44	168	54	32	20	4.00	9	24	3	..	..	1
Crabble, Toronto .....	7	2	3	52	197	57	33	26	4.30	29	33	4	..	..	1
Whitehouse, Jersey City .....	6	3	3	44	164	53	25	22	4.50	19	12	1	..	..	..



# American Association

## CHAMPIONSHIP WINNERS IN PREVIOUS YEARS.

1902—Indianapolis .....	.682	1910—Minneapolis .....	.637
1903—St. Paul .....	.657	1911—Minneapolis .....	.600
1904—St. Paul .....	.646	1912—Minneapolis .....	.636
1905—Columbus .....	.658	1913—Milwaukee .....	.599
1906—Columbus .....	.615	1914—Milwaukee .....	.590
1907—Columbus .....	.584	1915—Minneapolis .....	.597
1908—Indianapolis .....	.601	1916—Louisville .....	.605
1909—Louisville .....	.554	1917—Indianapolis .....	.588

## STANDING OF CLUBS AT CLOSE OF SEASON.

Club.	KC.	Col.	Ind.	Lou.	Mil.	St.P.	Minn.	Tol.	Won.	Lost.	P.C.
Kansas City.....	6	4	9	6	7	7	4	43	30	.589	
Columbus .....	4	6	4	5	8	3	11	41	32	.562	
Indianapolis .....	4	8	8	3	3	6	9	41	34	.547	
Louisville .....	1	5	6	6	7	6	10	41	36	.532	
Milwaukee .....	4	3	5	4	4	10	8	38	34	.528	
St. Paul .....	7	2	6	3	8	8	5	39	38	.506	
Minneapolis .....	5	6	3	4	4	5	7	34	42	.447	
Toledo .....	5	2	4	4	2	4	2	23	54	.299	

## INDIVIDUAL BATTING.

Compiled by Irwin M. Howe, Chicago, Ill.

Name and Club.	G.	A.B.	R.	H.	TB.	2B.	3B.	HR.	SH.	SB.	BB.	SO.	P.C.
Compton, Louisville.....	15	59	14	23	31	1	2	1	2	5	2	4	.390
W. Johnston, Milwaukee...	31	115	30	43	66	11	..	4	5	16	19	5	.374
Betzel, Indianapolis.....	18	71	12	26	33	2	1	1	1	5	2	3	.366
Barger, Louisville.....	12	31	4	11	12	1	..	..	1	1	1	1	.355
Cashion, Minneapolis.....	52	211	20	73	114	16	5	5	2	3	12	25	.346
Smyth, Milwaukee.....	27	102	17	35	36	1	..	..	3	16	13	11	.343
Kavanaugh, Milwaukee...	30	113	12	38	50	4	4	..	2	10	13	11	.336
Hoff, Kansas City.....	18	36	2	12	13	1	..	..	..	3	1	3	.333
Lellvelt, Louisville.....	72	265	39	86	122	11	11	1	9	10	22	9	.325
Riggert, St. Paul.....	78	311	48	101	149	16	7	6	8	20	16	26	.325
Taggart, Columbus.....	59	225	32	73	83	2	4	..	19	17	14	18	.324
Good, Kansas City.....	73	271	44	87	108	10	4	1	13	13	23	13	.321
Hartley, Columbus.....	57	172	21	54	58	2	1	..	2	4	18	11	.314
McHenry, Milwaukee.....	44	170	26	52	87	14	3	5	11	9	10	17	.306
Schultz, Kansas City.....	62	209	22	64	73	8	1	..	5	11	16	9	.306
Sawyer, Minneapolis.....	76	310	38	95	117	12	5	..	18	12	11	26	.306
Kores, Louisville.....	71	257	30	78	102	10	7	..	18	5	13	25	.304
Hargrave, St. Paul.....	23	83	10	25	36	3	4	..	2	3	3	4	.301
Wagner, Columbus.....	50	144	13	43	62	12	2	1	4	..	19	12	.299
Ellam, Indianapolis.....	12	37	9	11	13	2	..	..	1	1	14	6	.297
Owens, Minneapolis.....	46	145	10	43	58	10	1	1	..	1	6	7	.297
Piercey, St. Paul.....	18	31	5	9	11	..	1	..	1	..	..	10	.290
Lamar, Toledo.....	36	128	15	37	51	3	4	1	6	4	4	6	.289
Knisely, Louisville.....	13	49	9	14	25	4	2	1	1	1	4	3	.286
Gleichman, St. Paul.....	41	137	10	39	39	..	..	..	8	5	9	11	.285
Cochran, Kansas City.....	67	261	36	74	95	10	4	1	6	11	25	14	.284
Glenn, St. Paul.....	50	145	20	41	47	6	..	..	3	3	25	11	.283
Rogge, Indianapolis.....	16	39	4	11	11	..	..	..	2	1	3	3	.282
Aragon, Toledo.....	22	71	7	20	30	3	2	1	1	..	5	3	.282
Lajole, Indianapolis.....	78	291	39	82	104	12	2	2	12	10	27	7	.282
Blackburn, Kansas City...	25	75	5	21	23	2	..	..	1	1	8	6	.280
Knight, Minneapolis.....	27	107	6	30	36	6	..	..	3	5	8	10	.280
Zwilling, Indianapolis.....	78	243	45	68	98	14	5	2	11	12	61	36	.280
G. Williams, Indianapolis..	17	68	13	19	29	4	3	..	1	1	5	4	.279
A. McCarthy, Kansas City.	74	263	35	73	96	11	6	..	15	6	17	9	.278
Becker, Kansas City.....	74	245	36	68	103	14	3	5	8	13	46	24	.275
Reall, Milwaukee.....	48	171	26	47	79	12	7	2	11	3	21	14	.274
H. Harper, Columbus.....	71	263	35	72	84	6	3	..	5	12	26	24	.274

## INDIVIDUAL BATTING—(Continued).

Name and Club	G.	A.B.	R.	H.	TB.	2B.	3B.	HR.	SH.	SB.	BB.	SO.	P.C.
Johnson, Kansas City.....	23	33	5	9	14	2	..	1	1	..	1	5	.273
Kirke, Louisville.....	75	278	29	76	97	10	4	1	15	6	20	12	.273
Graff, St. Paul.....	25	81	16	22	23	4	1	..	9	1	13	7	.272
Meyer, Louisville.....	38	103	11	23	30	..	1	..	4	..	3	..	.271
Huhn, Milwaukee.....	53	167	18	45	55	4	3	..	6	4	9	11	.269
Corridon, St. Paul.....	66	219	27	59	84	7	3	4	17	9	19	10	.269
G. Harper, St. Paul.....	15	60	6	16	20	2	1	..	3	..	3	1	.267
Smith, Minneapolis.....	47	146	21	39	51	3	3	1	11	9	15	9	.267
Kocher, Louisville.....	47	165	19	43	61	5	5	1	6	1	12	13	.261
R. Johnson, Milwaukee.....	13	30	5	8	9	1	..	..	3	..	1	3	.267
Bronkie, Indianapolis.....	78	307	35	82	86	2	1	..	10	13	27	23	.267
Onslow, Kansas City.....	67	179	23	47	61	9	1	1	9	..	19	12	.263
Gray, Minneapolis.....	27	65	11	17	29	2	2	2	2	1	1	4	.262
Weidell, Minneapolis.....	76	286	28	75	90	10	1	1	9	7	25	23	.262
Brief, Kansas City.....	74	260	32	68	90	6	2	4	12	3	25	26	.261
Boone, Toledo.....	76	278	27	72	86	6	4	..	5	9	29	12	.259
Yardley, Columbus.....	14	31	2	8	9	1	..	..	1	3	6	3	.258
Gossett, Indianapolis.....	50	155	13	40	48	6	1	..	6	4	11	19	.258
Bescher, Louisville.....	68	257	48	66	91	12	5	1	10	20	25	14	.257
Brokaw, Toledo.....	52	180	17	46	50	2	1	..	11	7	12	8	.256
Berghammer, St. Paul.....	57	208	30	53	65	7	1	1	3	8	28	14	.255
Lewis, Indianapolis.....	11	43	7	11	14	3	..	..	7	..	..	3	.255
DeFate, St. Paul.....	12	47	5	12	16	2	1	..	1	..	5	1	.255
McCarty, Columbus.....	70	263	34	67	84	8	3	1	10	7	18	16	.255
C. Adams, Kansas City....	19	63	1	16	17	1	..	..	1	1	3	5	.254
Collins, Columbus.....	64	249	36	63	81	5	5	1	2	5	20	21	.253
Anderson, Milwaukee.....	73	274	42	69	100	10	6	3	13	18	35	22	.252
McMenemy, St. Paul.....	12	32	4	8	12	1	..	1	..	..	2	6	.250
Alexander, Toledo.....	50	152	10	38	43	1	2	..	6	2	18	12	.250
Roach, Louisville.....	37	145	12	36	44	6	1	..	5	1	3	5	.248
Dolan, Milwaukee.....	62	199	30	49	59	8	1	..	4	11	30	14	.248
Gill, Indianapolis.....	76	303	33	75	90	9	3	..	8	2	18	35	.248
Wise, Toledo.....	68	244	23	60	72	4	4	..	16	6	20	12	.246
Distell, Milwaukee.....	20	74	6	18	23	1	2	..	4	4	6	10	.243
Devine, Minneapolis.....	24	79	8	19	21	2	..	..	2	1	7	5	.241
Altizer, Minneapolis.....	52	174	16	42	49	2	1	1	..	5	15	5	.241
Coleman, Minneapolis.....	9	25	2	6	6	..	..	..	..	..	2	5	.240
Faeth, Milwaukee.....	12	25	..	6	8	..	1	..	3	..	1	2	.240
Jennings, Minneapolis.....	52	185	15	44	65	9	6	..	7	4	16	20	.238
Baumann, Toledo.....	32	118	14	23	32	2	1	..	2	4	12	3	.237
Bnes, Louisville.....	23	89	12	21	28	1	3	..	3	2	5	5	.236
DeNoville, Toledo.....	39	140	7	33	37	2	1	..	3	1	9	7	.236
Murphy, Milwaukee.....	50	161	17	38	51	3	5	..	3	6	6	11	.236
Butler, St. Paul.....	61	204	33	48	57	7	1	..	4	20	33	11	.235
Reilly, Louisville.....	41	167	31	39	50	5	3	..	5	11	11	7	.233
Rondeau, Minneapolis.....	76	289	25	67	84	9	4	..	10	6	17	29	.232
Barbeau, Milwaukee-St. P.	68	216	37	50	61	5	3	..	9	8	51	24	.231
Byrne, St. Paul.....	35	108	17	25	32	7	..	..	6	4	12	7	.231
Bresnahan, Toledo.....	19	52	4	12	17	2	..	..	1	3	4	5	.230
R. Williams, Milwaukee...	20	52	3	12	13	1	..	..	1	..	5	5	.230
Blue, St. Paul.....	71	258	33	59	82	6	4	3	7	5	26	51	.229
Laque, Louisville.....	33	92	9	21	30	2	2	1	4	2	3	9	.228
Schang, Indianapolis.....	52	150	18	34	41	2	1	1	7	11	26	15	.227
Shovlin, Columbus.....	65	217	22	49	65	10	..	2	21	4	19	20	.226
Covington, Indianapolis....	22	80	12	18	21	1	1	..	1	..	17	6	.225
Butcher, Indianapolis.....	58	205	15	46	58	9	..	1	12	7	16	15	.224
McCull, Toledo.....	26	50	4	11	13	2	..	..	2	1	..	8	.220
J. Cobb, St. Paul.....	11	32	3	7	13	1	1	1	1	1	3	8	.219
D. Williams, St. Paul.....	14	46	3	10	12	2	..	..	7	2	3	4	.217
Kelly, Toledo.....	53	170	13	37	43	3	..	..	1	6	5	17	.217
J. McCarthy, Louisville...	75	274	26	59	70	6	1	1	9	3	15	13	.215
Humphries, Louisville.....	18	42	6	9	11	..	1	..	5	..	2	5	.214
Viox, Kansas City.....	50	146	14	31	39	8	..	..	9	5	23	6	.212
Martin, Milwaukee.....	67	242	27	51	62	7	2	..	19	8	22	15	.211
Coombs, Toledo.....	19	62	3	13	15	2	..	..	2	..	6	4	.210

INDIVIDUAL BATTING—(Continued).

Name and Club.	G.	A.B.	R.	H.	TB.	2B.	3B.	HR.	SH.	SB.	BB.	SO.	PG.
Crane, Indianapolis.....	40	158	17	33	44	5	3	..	10	11	20	15	.209
Tyson, Louisville.....	35	92	11	19	30	2	3	1	7	3	4	12	.207
McAuley, Kansas City.....	66	225	31	46	56	10	..	..	13	3	41	25	.204
Caveney, Columbus.....	72	251	23	51	65	6	4	..	10	5	19	22	.203
Hagerman, St. Paul.....	18	20	3	4	4	..	..	..	2	..	1	7	.200
Keating, St. Paul.....	38	120	6	24	33	5	2	..	3	..	4	18	.200
George, Columbus.....	32	66	8	13	14	1	..	..	3	..	4	15	.197
Palmero, Minneapolis.....	17	31	2	6	6	..	..	..	1	..	3	5	.194
Bates, St. Paul.....	11	36	3	7	7	..	..	..	1	1	..	3	.194
Kitchens, Minneapolis.....	17	47	7	9	13	2	1	..	1	..	7	6	.191
Hughes, Minneapolis.....	22	42	5	8	11	..	..	1	1	..	1	7	.190
Northrop, Indianapolis.....	19	63	4	12	15	3	..	..	6	..	3	12	.190
Berger, Louisville.....	10	32	5	6	9	1	1	..	3	2	5	1	.188
Moran, Milwaukee.....	15	64	4	12	13	1	..	..	2	2	2	4	.187
Burgwald, Minneapolis.....	41	139	17	26	32	4	1	..	2	1	13	23	.187
Jackson, Minneapolis.....	22	86	11	16	17	1	..	..	1	4	9	13	.186
Pechous, Columbus.....	68	226	19	42	59	5	3	2	9	3	19	29	.186
Schweitzer, Columbus.....	60	211	22	39	49	5	1	1	5	4	25	25	.185
Brady, Toledo.....	22	49	4	9	13	1	..	1	1	..	..	8	.184
Beebe, Louisville.....	15	28	1	5	7	2	..	..	2	..	1	8	.179
C. Hall, St. Paul.....	36	96	7	19	24	3	2	..	7	1	5	15	.177
Purtell, Toledo.....	40	143	12	25	25	..	..	..	2	5	16	15	.175
Park, Columbus.....	11	23	1	4	4	..	..	..	1	..	2	4	.174
Sherman, Columbus.....	18	41	..	7	7	..	..	..	2	..	6	11	.171
Cook, St. Paul.....	20	55	4	9	10	1	..	..	2	..	2	16	.164
Kerr, Milwaukee.....	28	73	6	12	14	2	..	..	2	..	5	8	.164
H. Hall, Kansas City.....	16	37	4	6	7	1	..	..	3	..	..	13	.162
Hubbard, Toledo.....	19	62	2	10	12	2	..	..	3	..	..	10	.161
Dale, Indianapolis.....	10	19	1	3	5	..	1	..	..	..	..	2	.158
Stroud, Louisville.....	20	45	1	7	7	..	..	..	4	..	1	7	.156
R. C. Williams, Minneapolis	27	53	3	8	8	..	..	..	..	..	..	18	.151
Boardman, Toledo.....	12	20	2	2	3	..	..	..	..	..	1	7	.150
Wheatley, K.C.-Milwaukee	16	20	2	3	4	1	..	..	2	1	1	7	.150
McQuillan, Columbus.....	12	27	1	4	5	1	..	..	2	..	3	7	.148
Bratchl, Indianapolis.....	17	56	7	8	14	..	3	..	2	1	6	7	.143
Rumser, Milwaukee.....	37	100	9	14	20	1	1	1	3	2	14	29	.140
Dugey, St. Paul.....	15	51	4	7	10	1	1	..	2	..	3	3	.137
Donohue, Milwaukee.....	14	44	6	6	9	3	..	..	2	5	5	3	.136
Bowman, Toledo.....	30	67	5	9	9	..	..	..	1	1	4	5	.134
Williams, Toledo.....	14	45	1	6	7	1	..	..	2	..	4	4	.133
Cally, Toledo.....	13	38	2	5	5	..	..	..	1	..	..	7	.132
Falkenberg, Indianapolis...	20	54	3	7	10	1	1	..	10	1	..	11	.130
Winters, Kansas City.....	13	23	..	3	3	..	..	..	2	..	..	3	.130
Rook, St. Paul.....	19	34	1	4	4	..	..	..	2	..	..	6	.118
Roberson, Minneapolis.....	10	20	..	2	2	..	..	..	..	..	2	3	.100
R. Patterson, Minneapolis.	14	30	7	3	3	..	..	..	1	..	6	6	.100
Crum, Indianapolis.....	17	41	2	4	5	1	..	..	3	..	3	12	.097
Merritt, St. Paul.....	10	22	..	2	2	..	..	..	3	..	1	4	.090
Sanders, Toledo.....	23	46	3	4	5	1	..	..	..	..	6	22	.087
Herndon, St. Paul.....	16	54	3	4	5	1	..	..	..	2	7	3	.074
Shackelford, Louis.-Ind.....	16	30	1	2	2	..	..	..	2	1	1	4	.067
Brown, Columbus.....	13	16	1	1	1	..	..	..	..	..	2	5	.063
Zahniser, Columbus-Toledo.	10	19	1	1	1	..	..	..	2	..	4	6	.053
Lindberg, Minneapolis.....	14	29	2	1	1	..	..	..	..	..	..	15	.035

CLUB BATTING.

Club.	G.	A.B.	R.	*OR.	H.	TB.	2B.	3B.	HR.	SH.	SB.	BB.	SO.	PG.
Kansas City.....	74	2375	299	248	634	810	93	22	13	162	72	256	181	.267
Louisville.....	77	2558	314	251	660	878	83	54	9	110	79	203	194	.258
Milwaukee.....	73	2414	314	308	604	815	92	37	15	103	137	270	241	.250
Minneapolis.....	77	2538	267	301	625	819	93	32	12	72	60	185	295	.247
Indianapolis.....	78	2537	307	259	621	770	78	25	7	120	85	284	247	.245
Columbus.....	75	2363	270	257	578	714	62	25	8	96	60	225	231	.245
St. Paul.....	78	2555	304	306	617	810	82	30	17	100	84	246	256	.241
Toledo.....	78	2394	205	345	530	637	46	20	7	83	50	212	214	.221

\*Opponents' runs.

## INDIVIDUAL FIELDING.

## FIRST BASEMEN.

Name and Club.	G. PO.	A.	E.	PC.	Name and Club.	G. PO.	A.	E.	PC.
Covington, Indianap..	22	233	21	1 .996	Knight, Minneapolis.	27	242	22	3 .989
DeNoville, Toledo....	36	384	19	2 .995	Gleichman, St. Paul.	36	362	24	5 .987
D. Williams, St. Paul	14	127	9	1 .993	Huhn, Milwaukee....	14	139	8	2 .987
Johnson, Milwaukee..	30	342	22	3 .992	Lelivelt, Louisville..	36	347	23	5 .987
Lajoie, Indianapolis.	56	612	31	5 .992	Smith, Minneapolis..	42	375	29	6 .985
Brief, Kansas City..	73	741	32	7 .991	Kirke, Louisville....	38	380	24	6 .985
Kavanaugh, Milw....	10	97	4	1 .990	Alexander, Toledo...	34	333	20	8 .978
Hartley, Columbus...	16	163	11	2 .989	Dolan, Milwaukee....	22	188	14	5 .976
McCarthy, Columbus..	54	568	36	7 .989	Blue, St. Paul.....	12	106	12	4 .967

## SECOND BASEMEN.

Barbeau, Milw.-St.P.	10	22	23	..	1000	A. McCarthy, K.C...	68	193	195	13	.968
Boone, Toledo.....	76	241	277	22	.959	Rumser, Milwaukee..	27	65	71	9	.938
Donohue, Milwaukee.	13	21	42	3	.955	Shovlin, Columbus..	65	166	197	25	.936
Lajoie, Indianapolis.	22	49	58	5	.955	Gill, Indianapolis....	30	77	83	14	.920
Butler, St. Paul....	43	112	123	11	.955	Smyth, Milwaukee...	21	48	59	10	.915
J. McCarthy, Louis..	75	193	222	20	.954	Ellam, Indianapolis..	12	25	40	7	.903
Sawyer, Minneapolis.	75	223	240	27	.945	Dughey, St. Paul....	13	35	30	10	.867

## THIRD BASEMEN.

Bues, Louisville.....	23	32	53	1	.988	Bates, St. Paul.....	11	16	29	4	.918
Luque, Louisville....	10	8	19	1	.964	Weidell, Minneapolis	60	85	135	22	.909
Kores, Louisville....	47	45	94	6	.959	Byrne, St. Paul.....	33	35	62	10	.907
Baunan, Toledo.....	31	48	66	7	.942	Wise, Toledo.....	40	46	75	13	.903
Bronkie, Indianapolis.	72	106	218	23	.934	Pechous, Columbus..	67	65	152	25	.897
Kavanaugh, Milw....	13	7	34	3	.932	Cochran, Kansas City	62	58	119	21	.894
Barbeau, Milw.-St.P.	58	66	152	17	.928						

## SHORTSTOPS.

Martin, Milwaukee..	66	167	204	23	.942	McAuley, K.C.....	66	122	236	32	.918
Graff, St. Paul.....	18	40	49	6	.937	Aragon, Toledo.....	22	42	76	11	.915
Jennings, Minn.....	52	113	162	19	.935	Kores, Louisville....	23	35	64	10	.908
Berghammer, St.P..	51	139	150	20	.935	Betzel, Indianapolis..	14	36	50	9	.905
Crane, Indianapolis..	40	95	134	18	.927	Hubbard, Toledo....	17	14	50	7	.901
Lewis, Indianapolis..	11	25	37	5	.925	Weidell, Minneapolis	11	30	20	6	.893
Berger, Louisville... 10	23	39	5	.925	Roach, Louisville... 37	75	101	23	.884		
Caveney, Columbus.. 72	179	279	38	.923	Gill, Indianapolis... 13	29	35	11	.853		
Purtell, Toledo..... 38	68	141	18	.921	Corridon, St. Paul... 11	20	22	8	.840		

## OUTFIELDERS.

McCarty, Columbus..	15	34	2	..	1000	Taggart, Columbus...	59	136	9	3	.980
Gossett, Indianapolis	13	9	2	..	1000	Lelivelt, Louisville..	36	47	1	1	.980
Knisely, Louisville..	13	31	2	..	1000	McHenry, Milwaukee	44	77	7	2	.977
Distell, Milwaukee..	12	23	9	..	1000	Rondeau, Minneapolis	76	225	12	6	.973
Moran, Milwaukee... 15	41	3	..	1000	Compton, Louisville..	15	32	5	1	.974	
G. Harper, St. Paul.	15	25	1	..	1000	Burgwald, Minn....	31	59	8	2	.971
Riggert, St. Paul....	78	207	11	2	.991	Viox, Kansas City... 35	55	9	2	.970	
Schultz, Kansas City	42	87	8	1	.990	Dolan, Milwaukee... 22	62	1	2	.969	
Schweitzer, Toledo... 56	85	9	1	.989	Bescher, Louisville.. 68	148	8	6	.963		
Corridon, St. Paul... 47	62	7	1	.986	Bresnahan, Toledo... 14	24	1	1	.962		
Reilly, Louisville... 41	110	6	2	.983	Zwilling, Indianap... 78	181	7	8	.959		
Butcher, Indianapolis	57	102	14	2	.983	Good, Kansas City... 73	159	4	7	.959	
Jackson, Minneapolis	72	95	3	1	.983	Blue, St. Paul..... 59	111	4	5	.958	
Anderson, Milwaukee	23	56	13	2	.982	Beall, Milwaukee... 48	104	4	5	.956	
Brokaw, Toledo..... 51	143	5	3	.980	Becker, Kansas City.	73	145	5	7	.953	

## INDIVIDUAL FIELDING—OUTFIELDERS.—(Continued).

Name and Club.	G.	P.O.	A.	E.	PC.	Name and Club.	G.	P.O.	A.	E.	PC.
Collins, Columbus....	63	114	8	6	.953	Wise, Toledo.....	27	47	6	5	.914
A. Williams, Ind.....	16	34	2	2	.947	Butler, St. P.....	13	19	2	2	.913
Coombs, Toledo.....	18	35	1	2	.947	Tyson, Louisville..	19	40	1	4	.911
Williams, Toledo....	14	14	2	1	.941	H. Harper, Columbus	70	116	8	13	.905
Altizer, Minneapolis.	36	73	3	5	.938	Cally, Toledo.....	11	17	1	2	.900
Kirke, Louisville....	36	64	5	5	.922	Cashion, Minneapolis.	51	75	1	12	.864
Gill, Indianapolis....	31	52	4	5	.915	Lamar, Toledo.....	36	66	5	12	.855
Herndon, St. Paul...	10	22	..	2	.917	Bratchi, Indianapolis	17	34	1	6	.854

## CATCHERS.

Alexander, Toledo...	10	38	14	..	1000	Devine, Minneapolis..	19	64	14	3	.963
Glenn, St. Paul.....	46	202	56	2	.992	Blackburn, K.C.....	19	77	22	4	.961
Hargrave, St. Paul..	15	68	15	1	.986	Cook, St. Paul.....	18	92	25	5	.959
Gossett, Indianapolis	31	114	27	2	.980	Huhn, Milwaukee....	33	126	33	7	.958
Meyer, Louisville....	31	121	28	3	.980	Schang, Indianapolis.	50	178	58	11	.956
Owens, Minneapolis..	41	163	37	4	.980	Wagner, Columbus..	46	127	56	10	.948
Kocher, Louisville..	44	216	51	7	.974	Murphy, Milwaukee..	46	111	29	8	.946
Kelly, Toledo.....	52	156	63	7	.969	Kitchens, Minn.....	15	47	16	4	.940
Onslow, Kansas City.	58	269	64	12	.965	Gray, Minneapolis...	17	51	11	5	.925

## PITCHERS.

Sherman, Columbus..	18	5	40	..	1000	R. Patterson, Minn..	13	1	19	1	.952
Shackelford, L.-Ind.	16	2	23	..	1000	Hagerman, St. Paul..	18	2	17	1	.950
Winters, Kansas City	13	..	25	..	1000	Falkenberg, Ind.....	20	7	4	3	.949
Beebe, Louisville....	15	3	21	..	1000	Rogge, Indianapolis..	16	6	44	3	.943
Humphries, Louis....	18	4	35	..	1000	Kerr, Milwaukee....	28	6	58	4	.941
R. Johnson, Milw....	13	3	20	..	1000	Hughes, Minneapolis.	20	3	29	2	.941
Rook, St. Paul.....	19	1	35	..	1000	R. Williams, Milw..	19	4	44	3	.941
C. Hall, St. Paul....	25	12	60	1	.986	Sanders, Toledo.....	23	1	42	3	.935
McColl, Toledo.....	26	8	58	1	.985	Brady, Toledo.....	22	5	35	3	.930
C. Adams, K.C.....	19	4	42	1	.979	Tyson, Louisville...	13	6	20	2	.929
Northrop, Indianap..	18	11	31	1	.977	George, Columbus...	27	13	37	4	.926
Bowman, Toledo....	25	11	60	2	.973	Lindberg, Minn.....	14	3	32	3	.921
H. Hall, Kansas City	16	..	32	1	.970	Zahner, Col.-Toledo	9	1	21	2	.917
Stroud, Louisville...	20	..	32	1	.970	Piercey, St. Paul...	18	5	36	4	.911
Hoff, Kansas City...	17	3	28	1	.969	Crum, Indianapolis..	17	4	34	4	.905
Johnson, Kansas City	22	7	18	1	.962	Wheatley, K.C.-Mil..	17	2	16	2	.900
McQuillan, Columbus	12	3	21	1	.960	R.C. Williams, Minn.	27	5	35	5	.889
Faeth, Milwaukee....	12	4	19	1	.958	Boardman, Lou.-Tol.	10	1	14	2	.882
Park, Columbus.....	11	4	18	1	.957	Merritt, St. Paul...	10	4	18	3	.880
Keating, St. Paul....	18	5	39	2	.957	Roberson, Minn.....	10	3	13	3	.842
Luque, Louisville....	20	7	35	2	.955	Brown, Columbus....	12	1	10	3	.786

Editors: The following players appear in the batting records but have no fielding averages, as they did not play ten or more games in a single position: Yardley, Columbus; Dale, Indianapolis; Barger, Louisville; Coleman, Palmero, Minneapolis; Cobb, DeFate, McMenemy, St. Paul.

## CLUB FIELDING.

Club.	G.	DP.	PB.	PO.	A.	E.	PC.
Louisville .....	77	61	5	2044	951	121	.961
Kansas City.....	74	63	8	1958	931	125	.958
Milwaukee .....	73	56	1	1966	1028	130	.958
Toledo .....	78	76	11	1980	1059	144	.955
Indianapolis .....	78	65	4	2077	1062	151	.954
St. Paul.....	78	57	7	2102	982	153	.953
Columbus .....	77	82	2	1955	1038	152	.952
Minneapolis .....	77	40	5	2028	954	166	.947

## PITCHERS' RECORDS.

Pitchers are rated according to the least number of earned runs scored off their deliveries. Owing to the shortened season, all pitchers are included who worked twenty-seven or more innings.

Compiled by Irwin M. Howe, Chicago, Ill.

Name and Club.	G.	W.	L.	IP.	Opp.			BB.	SO.	HB.	WF.	TO.	Fin.		
					H.	R.	ER.								
H. Merritt, St. Paul.	10	6	3	66	248	60	20	11	1.50	13	30	1	..	2	3
Date, Indianapolis	9	2	3	42	148	37	12	19	1.50	22	16	1	..	3	6
H. Hall, Kansas City.	17	4	11	113	386	84	27	19	1.51	46	43	5	1	3	6
C. Adams, Kansas City.	19	14	3	167	696	122	45	31	1.67	29	79	3	5	4	..
Howard, Milwaukee.	8	2	2	40	134	27	9	8	1.80	15	7	1	1	2	5
C. Hall, St. Paul.	25	15	8	189	687	159	54	39	1.85	38	69	1	3	2	5
Sherman, Columbus	18	8	6	132	447	99	40	27	1.85	52	29	2	5	7	4
Hill, Kansas City.	5	3	1	33	116	25	9	7	1.91	8	10	..	1	1	1
Roberson, Minneapolis	9	2	7	65	239	52	26	14	1.93	22	24	2	1	1	1
Northrop, Indianapolis	18	13	3	161	586	141	48	35	1.95	34	36	1	..	..	5
Laque, Louisville	18	11	2	117	427	97	35	26	2.00	39	64	3	1	2	5
Caquet, Indianapolis	7	4	2	54	198	41	20	12	2.00	9	24	1	1	1	1
Palmero, Minneapolis	9	3	1	49	180	39	20	11	2.02	18	23	..	1	1	3
Lindberg, Minneapolis	14	3	5	80	271	56	27	18	2.03	30	26	3	1	8	2
Kerr, Milwaukee	28	17	7	207	752	183	77	47	2.04	48	99	4	2	4	9
George, Columbus	28	11	9	148	532	122	55	35	2.12	53	52	8	2	5	10
Boardman, Toledo	11	2	5	55	193	42	19	13	2.12	26	24	5	4	6	3
Tyson, Louisville	13	4	3	71	243	53	19	17	2.15	24	17	3	..	2	5
Murchison, Milwaukee	5	..	2	29	100	25	12	7	2.17	16	11	3	..	3	1
R. C. Williams, Minneapolis.	17	8	11	151	572	144	60	40	2.20	46	57	3	3	5	10
Patterson, Minneapolis	24	5	3	98	369	99	40	25	2.30	24	19	..	..	..	3
Willis, Columbus	8	3	2	45	168	42	16	12	2.40	13	16	1	1	3	1
Winters, Kansas City.	13	3	2	67	250	64	27	18	2.42	23	18	4	..	3	5
Crum, Indianapolis	17	4	7	119	434	101	46	33	2.49	36	33	7	3	2	4
Perdue, Minneapolis	6	2	2	35	133	37	10	10	2.57	10	11	..	..	3	2
Falkenberg, Indianapolis	20	10	10	161	620	180	67	47	2.63	39	77	3	3	3	1
Sanders, Toledo	22	4	13	147	516	123	76	43	2.64	63	43	15	3	5	4
Rogge, Indianapolis	16	5	8	112	403	96	41	33	2.66	37	37	6	1	4	2
Humphries, Louisville	18	8	7	128	482	116	46	38	2.67	26	45	3	..	6	3
M. Brown, Columbus	12	3	2	50	188	49	18	15	2.70	9	13	3	2	1	7
Park, Columbus	11	4	3	73	257	56	29	22	2.71	33	19	1	..	4	1
Hoff, Kansas City	17	5	7	99	365	93	47	30	2.73	40	34	5	2	6	3
Stroud, Louisville	19	7	5	127	457	103	48	39	2.76	28	50	5	5	9	2
Piercey, St. Paul.	18	6	6	92	323	77	48	29	2.84	64	34	6	4	9	4

PITCHERS' RECORDS—(Continued).

Name and Club.	G.	W.	L.	IP.	Opp.			Ave. ER.	BB.	SO.	HB.	WP.	TO.	Fin.
					AB.	H.	R.							
Johnson, Kansas City.....	22	6	7	97	363	107	49	31	2.88	49	3	2	7	11
McQuillan, Columbus.....	12	5	6	81	323	93	44	25	2.89	22	20	2	3	1
Hughes, Minneapolis.....	20	8	6	116	425	104	53	38	2.95	41	48	1	2	5
Keating, St. Paul.....	17	9	7	137	499	115	55	45	2.95	73	62	7	5	1
Beebe, Louisville.....	16	4	6	88	332	81	39	29	2.97	26	40	1	3	6
Brady, Toledo.....	21	8	8	132	498	130	69	45	3.07	44	38	5	5	4
Canoral, Kansas City-Milwaukee.....	5	2	2	32	115	27	14	11	3.10	8	4	2	1	1
McColl, Toledo.....	25	6	8	148	569	157	76	52	3.16	40	26	3	2	5
Faeth, Milwaukee.....	12	5	3	77	281	59	35	27	3.16	31	22	3	2	6
Bowman, Toledo.....	24	5	17	175	607	157	84	63	3.24	80	60	4	4	4
Shackelford, Louisville-Indianapolis.....	16	7	5	89	337	90	41	34	3.44	33	19	3	5	3
Kalzenick, Milwaukee.....	5	1	3	34	125	29	14	13	3.44	17	13	1	1	1
Rook, St. Paul.....	19	3	2	96	344	84	43	37	3.47	56	30	9	3	5
Zahner, Columbus-Toledo.....	10	4	3	62	230	63	29	24	3.48	24	12	5	1	3
R. Williams, Milwaukee.....	18	4	10	135	528	157	76	55	3.66	37	29	7	1	4
R. Johnson, Milwaukee.....	11	6	4	71	282	75	49	30	3.82	28	23	2	1	2
Wheatley, Kansas City-Milwaukee.....	17	3	4	59	222	70	37	28	4.28	22	25	2	1	5
Hagerman, St. Paul.....	18	3	5	67	256	70	42	34	4.56	46	48	2	1	6
Schulz, Toledo.....	5	3	4	29	107	37	23	20	6.21	16	6	3	3	3
C. Thomas, Minneapolis.....	8	3	3	29	123	48	30	24	7.45	14	7	3	3	3

# Pacific Coast International League

(Formerly Northwestern League.)

## CHAMPIONSHIP WINNERS IN PREVIOUS YEARS.

1901—Portland* .....	.675	1910—Spokane .....	.596
1902—Butte* .....	.608	1911—Vancouver .....	.628
1903—Butte* .....	.609	1912—Seattle .....	.600
1904—Boise .....	.625	1913—Vancouver .....	.600
1905—Everett .....	.618	1914—Vancouver .....	.632
1906—Tacoma .....	.600	1915—Seattle .....	.564
1907—Aberdeen .....	.625	1916—Spokane .....	.622
1908—Vancouver .....	.578	1917—Great Falls .....	.592
1909—Seattle .....	.653		

\*League called Pacific-Northwest.

## CLUB STANDING.

Club.	Games.	Won.	Lost.	Tied.	P.C.	Club.	Games.	Won.	Lost.	Tied.	P.C.
Seattle .....	69	40	28	1	.588	Vancouver ....	67	26	31	1	.288
Portland .....	65	37	28	..	.569	Tacoma .....	22	13	9	..	.591
Aberdeen .....	67	32	35	..	.378	Spokane .....	25	9	16	..	.360

The league started April 30, with six clubs. Tacoma and Spokane dropped out May 26. Vancouver dropped out last week in June. League closed its season July 7, half of original twenty-week schedule being played.

## INDIVIDUAL BATTING.

(Compiled by Stub Nelson, Tacoma, Official League Statistician.)

Name and Club.	G.	A.	B.	R.	H.	2B.	3B.	HR.	TB.	SH.	SB.	P.C.
Stevens, Tacoma .....	19	68	13	25	5	..	..	30	4	6		.369
Wolfer, Vancouver .....	39	155	30	57	8	..	..	65	3	19		.368
Lee, Portland .....	49	192	35	69	13	3	1	92	6	24		.359
Silcott, Aberdeen .....	49	198	41	70	16	6	3	108	3	4		.354
Leard, Seattle .....	44	164	47	58	12	..	1	73	6	18		.354
Wilson, Tacoma-Vancouver .....	47	195	32	68	10	11	..	100	5	23		.349
LeBourveau, Seattle .....	65	263	46	91	10	2	1	108	8	18		.346
Speas, Tacoma .....	22	84	19	29	5	1	..	36	2	10		.345
Egan, Aberdeen .....	63	228	35	78	12	1	2	98	15	11		.342
Daniels, Tacoma-Portland .....	62	226	48	77	10	1	1	91	11	38		.341
Carman, Seattle .....	69	264	38	88	9	1	..	99	8	14		.333
Kibble, Portland .....	38	138	17	45	7	..	..	52	6	5		.326
Eastley, Aberdeen .....	22	76	10	24	4	..	1	31	..	4		.316
Sullivan, Portland .....	63	243	49	76	24	3	1	109	4	22		.313
Bogart, Aberdeen .....	67	270	55	84	12	5	..	107	5	29		.311
Slattery, Vancouver .....	16	49	5	15	2	..	..	7	1	1		.306
Murphy, Seattle .....	68	280	44	83	16	5	1	110	7	11		.296
Cable, Tacoma-Vancouver .....	44	173	43	50	8	3	..	62	4	14		.290
Hennion, Vancouver-Aberdeen .....	28	73	9	21	3	1	..	26	2	2		.288
Morse, Seattle-Aberdeen .....	55	211	32	60	7	3	..	73	11	15		.285
Walters, Spokane-Vancouver .....	25	95	17	27	3	..	..	30	2	3		.284
Daubert, Tacoma-Portland .....	52	205	38	58	21	6	..	89	3	8		.283
Cox, Portland .....	14	46	5	13	2	1	..	17	3	4		.283
W. Fisher, Portland .....	61	242	28	67	6	3	4	91	6	12		.277
Smale, Seattle .....	68	256	62	70	4	2	..	78	9	17		.274
McNulty, Tacoma-Vancouver .....	33	113	15	31	9	..	3	49	2	7		.274
Ritter, Portland .....	57	191	29	52	11	1	..	65	8	9		.272
Shoots, Spokane .....	24	92	12	25	2	2	..	31	..	6		.272
Zinkle, Aberdeen .....	25	96	15	26	6	2	..	36	3	1		.271
Hamilton, Vancouver-Seattle .....	57	225	43	60	6	1	2	74	14	17		.266
Wright, Tacoma .....	22	80	13	21	4	2	..	29	11	7		.263
Leathers, Seattle .....	63	206	26	54	5	..	..	59	6	10		.262



## INDIVIDUAL BATTING—Continued.

Name and Club.	G.	AB.	R.	H.	2B.	3B.	HR.	TB.	SH.	SB.	PC.
Hoffman, Tacoma	22	81	9	21	5	1	..	28	3	..	.260
Dean, Aberdeen	42	162	17	42	7	..	1	52	7	5	.259
Roland, Aberdeen	40	132	13	33	4	..	..	37	3	2	.250
Neighbors, Spokane-Vancouver	26	96	5	24	3	..	..	27	2	3	.250
Hartman, Spokane-Vancouver	22	84	10	21	3	1	..	26	2	2	.250
Pace, Spokane	12	52	7	13	2	..	..	15	4	2	.250
Morton, Portland	11	20	2	5	1	..	..	6	..	..	.250
Bemis, Vancouver	42	165	25	42	5	..	2	53	6	17	.249
Marshall, Spokane-Vancouver	26	101	11	25	5	1	..	32	1	2	.247
P. Downey, Spokane-Vancouver	24	90	15	22	2	1	..	26	10	7	.244
Patterson, Vancouver	14	41	4	10	2	..	..	12	2	1	.243
Schoup, Portland	13	29	4	7	..	..	..	7	1	..	.242
Stewart, Vancouver	42	158	24	38	5	2	1	50	3	7	.241
McMoran, Tacoma-Seattle	26	53	7	14	3	2	..	21	1	..	.241
Pembroke, Portland-Vancouver	13	51	3	12	2	..	..	14	1	3	.235
Boelzie, Vancouver-Aberdeen	62	237	29	55	11	2	..	70	5	6	.232
Richie, Seattle	63	210	24	48	8	4	..	63	7	6	.229
Camozzi, Aberdeen	27	84	11	19	4	..	..	23	1	..	.226
Dempsey, Portland-Seattle	65	241	25	54	10	4	2	78	8	5	.224
Brown, Vancouver	28	100	15	22	1	1	2	31	2	9	.220
Haney, Portland	34	105	16	23	5	..	..	28	4	10	.219
Mino, Aberdeen	31	105	9	23	..	1	..	25	5	5	.219
Peterson, Portland	65	229	30	50	9	1	1	64	4	8	.218
King, Vancouver-Seattle	41	147	25	32	3	..	..	35	4	13	.213
Hollocher, Spokane	24	83	10	18	2	..	..	20	2	3	.216
Smith, Portland	61	220	42	47	5	..	..	52	5	22	.214
Hester, Aberdeen-Vancouver	16	66	11	14	2	..	..	16	..	..	.212
Griffen, Spokane	11	39	3	8	..	..	..	8	1	..	.205
C. Downey, Seattle	42	144	16	29	..	..	..	29	7	2	.201
Pillett, Tacoma	10	25	2	5	1	1	..	8	1	..	.200
Devlin, Aberdeen	22	71	9	13	1	..	..	14	1	..	.183
Cook, Vancouver	19	66	8	12	3	..	..	15	2	1	.182
Arkenburg, Portland	25	56	8	10	..	..	..	10	2	1	.179
Stokke, Vancouver	13	46	4	8	1	..	..	9	3	1	.174
McGinnity, Vancouver	10	29	1	5	..	..	..	5	..	..	.173
Altschul, Aberdeen	63	248	35	42	7	..	..	49	10	8	.169
Young, Seattle	24	71	10	12	2	1	..	16	2	..	.168
Dobbs, Aberdeen	40	140	10	23	..	..	..	23	3	..	.164
LeRoy, Seattle	16	43	2	7	..	..	..	7	3	2	.163
Shader, Aberdeen	21	59	3	9	..	..	..	9	2	..	.153
Alexander, Seattle	19	46	1	7	..	..	..	7	..	..	.152
Rapp, Portland	22	56	6	8	1	..	..	9	3	1	.143
Hydorn, Vancouver	10	35	2	4	..	..	..	4	1	..	.118
Rose, Aberdeen	28	76	11	8	1	..	..	9	1	2	.105
Engle, Seattle	16	35	..	3	1	..	..	4	1	..	.086
Cook, Portland	16	36	1	2	..	..	..	2	..	..	.056
Lukanovic, Vancouver	16	31	1	1	..	..	..	1	1	..	.032

Players who participated in less than ten games—Vancouver: Gipe, Fitchner, Kennedy, G. Fisher, Sigsby, Levine, Stumpf, Lodell, McKenna, Groce, Ingles, French, Edwards, Shea; Seattle: Appleton; Tacoma; Messner, Leake, Menth, J. Clayton; Spokane; Broten, Altman, Bourg (also Vancouver); Wirts, La Cloustra, Battiste; Portland: Mitchell; Aberdeen: A. Clayton, Cartwright.

## CLUB BATTING.

Club.	G.	AB.	R.	H.	2B.	3B.	HR.	TB.	SH.	SB.	PC.
Portland	65	2182	330	580	100	16	8	737	59	152	.266
Seattle	69	2306	349	611	82	21	5	759	75	111	.265
Vancouver	67	2284	314	584	81	18	9	725	61	127	.256
Aberdeen	67	2312	328	587	90	18	7	734	75	81	.254
Tacoma	22	767	140	204	46	14	1	280	33	53	.266
Spokane	25	843	103	205	25	7	..	244	28	31	.243

## INDIVIDUAL FIELDING.

## FIRST BASEMEN.

Name and Club.	G. P.	O.	A.	E.	P.C.	Name and Club.	G. P.	O.	A.	E.	P.C.
Walters, Spo.-Van...	25	234	13	3	.988	Fisher, Portland.....	61	535	37	12	.979
Stokke, Vancouver...	13	114	7	2	.984	Hester, Aber.-Van...	13	110	12	5	.961
Boelzle, Van.-Aber...	32	313	18	6	.982	Mino, Aberdeen.....	11	67	3	3	.959
Hoffman, Tacoma.....	22	208	13	4	.982	Dobbs, Aberdeen.....	30	220	18	12	.952
Dempsey, Port.-Sea...	63	636	30	14	.979	Dean, Aberdeen.....	17	161	3	13	.927

## SECOND BASEMEN.

Hollocher, Spokane..	11	35	27	2	.969	Kibble, Portland.....	22	61	66	8	.941
Haney, Portland.....	19	37	35	3	.960	Leard, Seattle.....	44	113	151	19	.933
Cable, Tac.-Van.....	24	76	65	6	.959	King, Van.-Sea.....	21	58	64	11	.916
Brown, Vancouver....	22	56	59	6	.951	C. Downey, Seattle...	20	37	47	7	.914
Egan, Aberdeen.....	63	181	177	19	.950	Griffen, Spokane....	10	26	19	5	.902
Ritter, Portland.....	26	88	68	9	.942	Rose, Aberdeen.....	11	13	13	4	.867

## THIRD BASEMEN.

Murphy, Seattle.....	66	92	162	17	.957	Bogart, Aberdeen.....	60	103	111	25	.895
Hamilton, Van.-Sea...	57	93	131	18	.926	P. Downey, Spokane.	17	26	41	8	.893
Kibble, Portland.....	16	22	40	6	.912	Wright, Tacoma.....	22	37	55	13	.876
Peterson, Portland... 48	55	103	18	.896							

## SHORTSTOPS.

Pace, Spokane.....	12	36	35	3	.959	Leathers, Seattle....	63	159	180	43	.884
Cook, Vancouver.....	16	51	42	1	.904	Daubert, Tac.-Port..	52	96	139	36	.867
Cable, Tac.-Van.....	20	53	64	13	.990	Ritter, Portland.....	32	52	100	25	.859
Morse, Aberdeen.....	55	113	172	35	.891	King, Vancouver....	10	22	26	10	.821

## OUTFIELDERS.

Carman, Seattle.....	63	69	13	..	1000	Lee, Portland.....	17	20	1	1	.955
Wolfer, Vancouver... 34	69	4	..	1000	Daniels, Tac.-Port..	62	134	9	7	.953	
Rose, Aberdeen.....	11	22	..	..	1000	Stewart, Vancouver..	42	53	3	3	.949
Speas, Tacoma.....	22	46	7	1	.981	Altschul, Aberdeen..	63	127	12	8	.946
Silcott, Aberdeen... 48	90	4	2	.979	Dean, Aberdeen.....	25	31	4	2	.946	
Smith, Portland.....	60	115	6	3	.976	Smale, Seattle.....	64	115	6	8	.938
Bemis, Vancouver....	41	68	6	2	.974	Mino, Aberdeen.....	20	40	1	3	.932
Neighbors, Spokane..	26	32	5	1	.974	LeBourveau, Seattle.	65	152	7	12	.930
Sullivan, Portland... 63	118	17	4	.971	Shoots, Spokane....	20	33	..	3	.917	
Hartman, Spo.-Van..	21	39	4	2	.956	Wilson, Tac.-Van... 47	7	3	7	.916	
Hennion, Van.-Aber..	10	13	8	1	.955	Zinkie, Aberdeen....	25	65	1	7	.904

## PITCHERS.

Eastley, Aberdeen... 17	10	30	..	1000	Shader, Aberdeen....	20	4	33	2	.949	
LeRoy, Seattle.....	14	2	28	..	1000	Camozzi, Aberdeen... 18	13	41	3	.947	
J. Clayton, Tacoma. 6	2	12	..	1000	Alexander, Seattle... 18	1	34	2	.946		
Menth, Tacoma.....	6	2	6	..	1000	Young, Seattle.....	18	7	42	3	.942
Mitchell, Portland..	5	4	6	..	1000	Rapp, Portland.....	21	15	44	4	.937
Appleton, Seattle... 6	1	5	..	1000	Slattery, Vancouver.. 14	3	28	1	.937		
Engle, Seattle.....	16	5	38	1	.977	Battiste, Spokane... 7	1	12	1	.923	
McMoran, Tac.-Sea... 17	7	33	1	.976	Pillett, Tacoma.....	10	4	26	3	.909	
McGinnity, Van.....	9	5	30	1	.972	Hydorn, Vancouver.. 9	3	26	3	.906	
Clow, Portland.....	15	7	23	1	.968	Arkenburg, Portland. 18	6	33	5	.887	
LaCloustra, Spokane. 7	4	21	1	.962	Lukanovic, Van.....	15	3	17	3	.870	
Hennion, Van.-Aber.. 15	8	32	2	.952	Morton, Portland....	9	1	5	1	.857	
Schoup, Portland....	10	6	13	1	.950	Dobbs, Aberdeen....	14	1	22	6	.793

## CATCHERS.

Stevens, Tacoma.....	19	68	13	1	.988	Marshall, Spo.-Van... 26	121	40	7	.952	
Boelzle, Van.-Aber... 26	147	34	3	.984	Pembroke, Portland..	11	60	16	4	.950	
Patterson, Vancouver 9	40	15	1	.982	Richie, Seattle.....	59	244	55	18	.943	
Lee, Portland.....	32	174	30	4	.981	Peterson, Portland... 16	93	20	8	.933	
McNulty, Tac.-Van..	31	152	32	5	.974	Downey, Seattle.....	12	54	12	5	.930
Roland, Aberdeen....	39	165	39	6	.971	Devlin, Aberdeen....	22	81	22	11	.904

## CLUB FIELDING.

Club.	G. PO. A. E.DP.PC.	Club.	G. PO. A. E.DP.PC.
Seattle .....	69 1829 907 163 49 .943	Aberdeen .....	67 1752 778 197 45 .923
Vancouver .....	67 1753 850 168 47 .940	Tacoma .....	22 600 296 52 16 .945
Portland .....	65 1720 798 165 49 .938	Spokane .....	25 659 318 62 9 .939

## PITCHERS' RECORDS.

(Five or more games.)

Name and Club.	W.	L.	T.	PC.	Name and Club.	W.	L.	T.	PC.
Mitchell, Portland.....	5	4	..	1000	Camozzi, Aberdeen.....	13	10	7	.588
Menth, Tacoma.....	6	3	..	1000	Hennion, Van-Aber.....	15	6	5	.545
Young, Seattle.....	18	13	2	.867	LeRoy, Seattle.....	14	6	5	.545
Appleton, Seattle.....	6	4	1	.800	Alexander, Seattle.....	18	7	7	.500
Eastley, Aberdeen.....	17	12	5	.706	Hydorn, Vancouver....	9	4	4	.500
Slattery, Vancouver... 14	9	4	.692	Shoup, Portland.....	9	2	4	.333	
LaCloustra, Spokane... 7	4	2	.667	Lukanovic, Vancouver. 15	3	6	.333		
J. Clayton, Tacoma... 6	2	1	.667	Shader, Aberdeen.....	20	6	13	.316	
McMoran, Tac-Sea... 17	9	5	.643	Morton, Portland.....	9	2	5	.286	
Arkenburg, Portland... 18	9	5	.643	Battiste, Spokane.....	7	2	5	.286	
Clow, Portland.....	15	7	4	.636	McGinnity, Vancouver. 9	2	6	.250	
H. Pillett, Tacoma... 10	5	3	.625	Engle, Seattle.....	16	3	10	.231	
Rapp, Portland.....	21	11	7	.611	Dobbs, Aberdeen.....	14	..	5	.000

## SAFE HITS IN CONSECUTIVE GAMES

Each season brings forth candidates for the honor of making new Base Ball records. Some player, perhaps, bats consecutively for a number of games, another makes a fielding spurt of brilliance, while a third accomplishes another endeavor successfully so far as it goes. Each season some player threatens the record of safe hits for consecutive games, but mostly it is a threat, as it will be a difficult task for any energetic ball player, professional or amateur, to equal the record that was made by Willie Keeler in 1897. He did not fail to make a base hit in forty-four consecutive games. He began April 22 and did not stop until June 18, when Killen of Pittsburgh, a left-hand pitcher, was sufficiently expert to prevent him from making a safe hit in four trials. In the next six games he hit safely again. In the 44 games in which Keeler batted safely, he made an average of .413 with 83 safe hits in 201 chances, good for a total of 107 bases. The tabulation of his safe hits follows:

Opp. Club.	Date.	AB.	Hits.	TB.	Opp. Club.	Date.	AB.	Hits.	TB.
Boston .....	Apr. 22	5	3	4	Louisville ...	May 19	4	1	1
Boston .....	Apr. 23	4	2	2	Cincinnati ...	May 20	4	3	4
Boston .....	Apr. 24	4	2	2	Cincinnati ...	May 21	3	2	2
Brooklyn .....	Apr. 26	4	1	1	Cincinnati ...	May 22	4	2	2
Brooklyn .....	Apr. 27	5	2	2	Pittsburgh ...	May 25	5	1	1
Brooklyn .....	Apr. 28	5	3	3	Pittsburgh ...	May 26	5	2	2
New York .....	Apr. 29	4	2	5	Cleveland ...	May 27	5	3	5
New York .....	Apr. 30	4	3	3	Cleveland ...	May 29	6	2	2
Brooklyn .....	May 3	4	1	1	Chicago .....	May 30	4	1	1
Brooklyn .....	May 4	4	2	4	Chicago .....	May 31	5	1	1
Brooklyn .....	May 5	4	1	1	Cincinnati ...	June 2	5	4	7
Philadelphia... May 6	5	3	5	St. Louis ...	June 5	5	1	1	
Philadelphia... May 7	5	1	1	St. Louis ...	June 7	4	1	2	
Philadelphia... May 8	3	1	1	Cleveland ...	June 9	5	2	2	
Washington .. May 10	4	1	1	Cleveland ...	June 10	4	2	2	
Washington .. May 11	5	2	2	Cleveland ...	June 11	4	2	2	
Washington .. May 12	5	3	4	Louisville ...	June 12	5	2	2	
St. Louis .....	May 14	6	2	4	Louisville ...	June 14	5	2	2
St. Louis .....	May 15	6	2	3	Louisville ...	June 15	3	1	1
St. Louis .....	May 16	6	3	4	Pittsburgh ...	June 16	5	1	1
Louisville .....	May 17	4	2	2	Pittsburgh ...	June 17	5	1	2
Louisville .....	May 18	6	1	1	Pittsburgh ...	June 18	4	3	6

## Southern Association

### CHAMPIONSHIP WINNERS IN PREVIOUS YEARS.

1901—Nashville .....	.634	1910—New Orleans.....	.621
1902—Nashville .....	.658	1911—New Orleans.....	.591
1903—Memphis .....	.584	1912—Birmingham .....	.625
1904—Memphis .....	.600	1913—Atlanta .....	.591
1905—New Orleans.....	.651	1914—Birmingham .....	.583
1906—Birmingham .....	.652	1915—New Orleans.....	.591
1907—Atlanta .....	.591	1916—Nashville .....	.609
1908—Nashville .....	.573	1917—Atlanta .....	.637
1909—Atlanta .....	.640		

### STANDING OF CLUBS AT CLOSE OF SEASON, JUNE 28, 1918.

Club.	Games.	Won.	Lost.	PC.	Club.	Games.	Won.	Lost.	PC.
New Orleans .....	70	49	21	.700	Chattanooga .....	63	35	33	.515
Little Rock .....	69	41	28	.594	Memphis .....	70	32	38	.457
Birmingham .....	64	33	31	.516	Nashville .....	70	30	40	.429
Mobile .....	66	34	32	.515	Atlanta .....	67	18	49	.269

### INDIVIDUAL BATTING.

Compiled by Irwin M. Howe, Official Statistician.

Name and Club.	G.	AB.	R.	H.	TB.	2B.	3B.	HR.	SH.	SB.	PC.
Flagstead, Chattanooga .....	49	182	37	69	98	7	5	4	6	5	.381
Boman, Little Rock.....	16	45	3	15	16	1	..	..	1	..	.333
Hyatt, Little Rock.....	64	213	40	69	103	11	4	5	13	4	.324
Cueto, Chattanooga .....	65	213	29	69	77	6	1	1	9	15	.324
Haworth, Birmingham .....	36	118	15	38	45	2	1	1	3	2	.322
Compton, New Orleans.....	70	224	36	72	102	11	5	3	6	13	.320
Distell, Little Rock.....	60	183	27	58	78	8	6	..	11	8	.317
Bates, Mobile .....	67	237	50	75	92	11	..	2	7	7	.316
Hauser, Memphis .....	36	108	15	34	40	2	2	..	1	2	.315
Southworth, Birmingham .....	67	258	39	81	107	13	5	1	9	17	.314
Bues, Mobile .....	59	237	30	74	92	9	3	1	4	6	.312
Altenberg, Birmingham .....	50	188	25	58	64	6	..	..	9	13	.309
Smith, Birmingham .....	53	168	35	52	56	2	1	..	4	5	.309
Walker, Little Rock-Mobile.....	58	202	24	62	88	10	5	2	8	6	.307
Marshall, Nashville .....	45	135	10	47	57	9	2	1	4	4	.304
Grimm, Little Rock.....	56	205	25	61	79	3	6	1	5	7	.298
Stansbury, New Orleans.....	46	128	21	38	47	6	..	1	10	2	.297
Carroll, Memphis .....	73	256	40	75	93	12	3	..	9	16	.293
Leach, Chattanooga .....	67	230	50	67	82	11	2	..	6	12	.291
Barger, Memphis .....	39	96	11	28	36	5	..	1	5	3	.291
Fisher, Little Rock.....	73	276	35	80	114	15	5	3	20	2	.290
Kauffman, Nashville .....	50	186	22	54	68	10	2	..	8	4	.290
McDonald, Atlanta .....	68	224	18	64	80	7	3	1	5	6	.286
Duncan, Birmingham .....	67	249	23	71	85	9	1	1	2	13	.285
Baker, Nashville .....	68	242	29	69	91	8	4	2	6	4	.285
Barbare, New Orleans.....	70	258	33	73	93	18	1	..	20	25	.283
Munch, Atlanta .....	27	99	10	28	36	2	3	..	1	1	.283
Palmero, Little Rock.....	22	53	9	15	16	1	..	..	2	1	.283
Gilbert, New Orleans.....	59	209	27	59	78	7	6	..	6	22	.282
Robertson, New Orleans.....	14	43	4	12	16	2	1	..	1	..	.279
Knisely, Nashville .....	63	234	26	65	80	8	2	1	7	7	.277
Graham, Chattanooga .....	69	247	25	68	82	8	3	..	18	9	.275
Dobard, Memphis .....	42	149	13	41	54	7	..	2	3	3	.275
Burke, Nashville .....	70	244	26	66	84	11	2	1	16	4	.270
Smith, New Orleans.....	18	37	1	10	10	..	..	..	2	..	.270
McDonald, Birmingham .....	59	197	30	53	68	5	2	2	11	10	.269
Edmonson, New Orleans.....	69	239	33	64	79	7	4	..	7	10	.268
Bluhm, New Orleans.....	69	232	34	62	80	9	3	1	11	12	.267
Engel, Atlanta .....	11	15	2	4	4	..	..	..	1	..	.267
Brottem, Little Rock.....	57	185	20	49	58	9	..	..	5	2	.265

## INDIVIDUAL BATTING—(Continued).

Name and Club.	G.	AB.	R.	H.	TB.	2B.	3B.	HR.	SH.	SB.	PC.
Ross, Memphis	14	34	2	9	9	..	..	..	1	1	.265
Casey, Atlanta	21	68	4	18	20	2	..	..	3	1	.265
Danrau, Mobile	68	254	23	67	77	6	2	..	13	5	.264
H. Moran, Little Rock	72	278	48	73	80	7	..	..	10	21	.263
Strait, Atlanta	63	225	21	59	77	12	3	..	5	7	.262
Hemingway, New Orleans	69	265	30	69	92	12	4	1	10	9	.260
Cavet, Mobile	30	77	6	20	28	2	..	2	2	..	.260
Clark, Birmingham	56	202	19	52	73	7	1	4	6	5	.257
Picnich, Atlanta	35	114	7	29	35	2	2	..	4	..	.254
Jansen, Birmingham	67	222	20	56	65	7	1	..	8	3	.252
Wingo, Atlanta	30	103	12	26	41	6	3	1	2	1	.252
D. Walsh, Little Rock	73	263	44	66	86	5	3	3	12	13	.251
Orcutt, Mobile	67	255	25	64	64	..	..	..	4	14	.251
Rezza, New Orleans	10	24	2	6	8	2	..	..	2	1	.250
Coombs, Mobile-Little Rock	65	208	15	52	65	9	2	..	19	13	.250
Phillips, New Orleans	11	24	4	6	9	..	..	1	1	..	.250
Glazner, Birmingham	8	24	2	6	8	2	..	..	..	..	.250
Paddock, Chattanooga	42	133	23	33	40	2	1	1	3	4	.248
Kitchens, New Orleans	69	212	23	52	60	4	2	..	5	6	.245
Young, Little Rock	26	49	5	12	12	..	..	..	2	..	.245
Schepner, New Orleans	46	135	13	33	38	5	..	..	8	6	.244
Crane, Atlanta	40	152	12	37	55	4	7	..	8	8	.243
Coleman, Mobile	57	192	13	46	53	3	2	..	8	2	.239
Graff, Chattanooga	69	262	23	62	70	6	1	..	20	7	.237
Phelan, Chattanooga	69	244	24	53	73	11	3	1	7	5	.237
McMillan, Mobile	32	127	20	30	32	2	..	..	4	4	.236
McDowell, Atlanta	36	123	13	29	39	8	1	..	6	2	.236
Brennen, Atlanta	28	77	3	18	23	1	2	..	1	1	.234
O'Brien, Nashville	54	180	18	42	54	7	1	1	3	2	.233
Lohman, Chattanooga	22	60	2	14	17	1	1	..	1	..	.233
Mayer, Atlanta	43	164	15	38	50	6	3	..	2	..	.232
Aragon, Memphis	69	247	16	57	79	9	5	1	9	4	.231
Cruthers, Memphis	59	208	26	47	54	5	1	..	23	6	.226
Hargrave, Memphis	64	209	22	47	59	12	..	..	4	1	.225
Vance, Memphis	15	40	4	9	11	2	..	..	5	..	.225
Acosta, Atlanta	34	125	24	28	33	3	1	..	2	8	.224
Bennett, Mobile	30	76	8	17	23	4	1	..	6	2	.224
Black, Birmingham	17	36	4	8	8	..	..	..	1	3	.222
R. Moran, Atlanta	66	195	23	43	63	10	5	..	12	10	.220
Hasbrook, Mobile	65	256	22	56	77	9	6	..	15	7	.219
Bratchi, Memphis	73	255	32	55	84	4	2	7	14	9	.216
Allison, Memphis	46	167	28	36	47	7	2	..	6	3	.215
Fentress, Memphis	24	52	2	11	12	1	..	..	3	..	.212
Bernsen, Birmingham	62	228	19	48	64	8	1	2	11	6	.210
Higgins, Chattanooga	61	211	16	44	48	2	1	..	6	3	.209
Swiger, Nashville	15	29	2	6	12	4	1	..	2	..	.207
Demoe, Chattanooga	26	88	4	18	20	2	..	..	6	4	.205
Ellam, Nashville	70	243	38	49	64	9	3	..	12	8	.201
Tuero, Chattanooga-Little Rock	22	50	1	10	10	..	..	..	4	..	.200
Slattery, Memphis	59	208	15	41	53	12	..	..	10	3	.197
Swacina, Nashville	14	46	2	9	12	1	1	..	3	..	.196
Elberfeld, Little Rock	31	87	10	17	23	2	2	..	3	3	.195
Nelson, Memphis	16	41	2	8	8	..	..	..	4	..	.195
O'Neill, Nashville	45	141	11	27	34	4	..	1	5	3	.192
McConnell, Atlanta-Nashville	31	111	7	21	24	3	..	..	6	1	.189
Galloway, Atlanta	39	126	13	23	30	7	..	..	6	5	.183
Walker, Birmingham	18	60	4	11	14	3	..	..	2	..	.182
Walton, Atlanta	10	33	1	6	7	1	..	..	..	..	.182
Wickham, Nashville	28	75	4	13	18	..	1	1	2	1	.179
Hill, Birmingham	20	45	..	8	8	..	..	..	..	..	.178
Prieste, Memphis	35	85	13	15	20	2	..	1	4	2	.176
Brock, Little Rock	21	59	4	10	12	2	..	..	..	..	.169
Nye, Nashville	16	54	9	9	11	2	..	..	8	1	.167
Ellis, Mobile	12	30	2	5	6	1	..	..	..	..	.167

## INDIVIDUAL BATTING—(Continued).

Name and Club.	G.	AB.	R.	H.	TB.	2B.	3B.	HR.	SH.	SB.	PO.
Ponds, Mobile .....	21	72	2	12	13	1	..	..	3	..	.166
Decatur, Nashville .....	22	50	3	8	8	..	..	..	3	..	.160
Bailey, New Orleans.....	19	50	6	8	9	1	..	..	2	..	.160
Jonnard, Nashville .....	20	44	3	7	10	1	1	..	3	1	.159
Meehan, Mobile .....	18	57	4	9	10	1	..	..	3	..	.158
McDaniels, Mobile .....	21	64	2	10	11	1	..	..	3	1	.156
Murchison, Little Rock.....	22	46	3	7	8	1	..	..	2	..	.152
Hoyt, Nashville .....	31	89	7	13	15	2	..	..	3	1	.146
Stark, Memphis .....	29	110	7	16	18	2	..	..	4	2	.145
Thorburn, Atlanta .....	35	76	2	11	13	..	1	..	4	..	.145
Helfrich, Nashville .....	21	49	1	7	7	..	..	..	2	..	.143
Marshall, Chattanooga .....	16	42	2	6	7	1	..	..	1	3	.143
Robinson, Little Rock.....	16	44	2	6	6	..	..	..	3	..	.136
Lynch, Atlanta .....	16	22	..	3	3	..	..	..	4	..	.136
Merritt, Chattanooga .....	22	53	2	7	8	1	..	..	3	..	.132
Comstock, Birmingham .....	17	46	6	6	7	1	..	..	4	1	.130
Slapnicka, Birmingham .....	18	53	4	6	9	..	..	1	2	1	.113
Friday, Mobile .....	16	38	2	3	3	..	..	..	2	1	.079
Perdue, New Orleans.....	15	40	2	3	3	..	..	..	4	..	.075
Montague, Birmingham .....	11	37	1	2	2	..	..	..	1	1	.054
Ring, Chattanooga .....	26	60	2	3	4	1	..	..	11	..	.050

## CLUB BATTING.

Club.	Opp.													
	G.	AB.	R.	R.	H.	TB.	2B.	3B.	HR.	SH.	SB.	BB.	SO.	PC.
New Orleans ....	70	2122	266	161	557	707	79	25	7	100	108	162	148	.262
Birmingham .....	67	2167	247	234	567	690	64	13	11	77	81	228	154	.262
Little Rock .....	73	2405	306	219	619	792	76	29	13	111	73	211	165	.257
Mobile .....	69	2204	236	241	539	658	60	19	7	83	59	241	215	.245
Nashville .....	69	2143	221	255	505	653	79	21	9	94	37	193	214	.245
Chattanooga .....	70	2250	247	258	533	660	64	21	7	107	72	239	176	.237
Atlanta .....	68	2149	191	359	490	632	70	33	2	67	55	197	184	.233
Memphis .....	73	2281	254	265	529	675	80	15	12	105	52	210	162	.232

## INDIVIDUAL FIELDING.

## FIRST BASEMEN.

Name and Club.	G.	P.O.	A.	E.	PC.	Name and Club.	G.	P.O.	A.	E.	PC.
Mayer, Atlanta.....	11	90	7	..	1000	Munch, Atlanta.....	27	282	19	5	.984
Swacina, Nashville..	14	135	14	..	1000	Hasbrook, Mobile....	62	657	49	12	.983
Blum, New Orleans...	69	711	53	4	.995	Kauffman, Nashville.	50	479	23	9	.983
Grimm, Little Rock..	56	586	22	5	.992	Bernsen, Birmingham	51	465	34	10	.980
Prieste, Memphis....	11	97	7	1	.990	Strait, Atlanta.....	21	207	8	6	.973
Slattery, Memphis...	59	616	31	7	.989	Walker, Birmingham	18	99	7	3	.972
Graham, Chattanooga	69	732	39	11	.986						

## SECOND BASEMEN.

Galloway, Atlanta... 20	35	46	2	.976	Bernsen, Birmingham	11	19	19	2	.950
Clark, Birmingham.. 56	164	147	8	.975	Phelan, Chattanooga	69	183	218	25	.941
Fisher, Little Rock.. 73	133	212	10	.975	Hemingway, N. O....	69	160	210	25	.937
McDowell, Atlanta... 32	74	93	5	.971	McConnell, Atl.-Na..	29	58	67	9	.933
Cruthers, Memphis... 59	141	173	11	.967	Nye, Nashville.....	16	51	35	8	.915
Damrau, Mobile..... 47	118	158	11	.962	McMillan, Mobile....	13	28	41	7	.908
Hauser, Memphis.... 14	34	29	3	.955	Burke, Nashville.....	18	30	52	10	.891

## THIRD BASEMEN.

Bues, Mobile..... 59	69	159	9	.962	Stansbury, N. O....	29	41	60	7	.935
Graff, Chattanooga.. 69	109	139	11	.958	D. Walsh, L. R.....	71	89	160	21	.929
Dobard, Memphis... 39	43	50	5	.949	Aragon, Memphis....	13	17	38	5	.917
McDonald, Birn..... 58	77	146	13	.945	Baker, Nashville....	58	76	130	20	.912
McDonald, Atlanta... 67	88	174	16	.942	Stark, Memphis.....	25	17	32	5	.907
Schepner, N. O..... 42	44	86	8	.942						

## INDIVIDUAL FIELDING—(Continued).

## SHORTSTOPS.

Name and Club.	G.	P.O.	A.	E.	P.C.	Name and Club.	G.	P.O.	A.	E.	P.C.
McMillan, Mobile....	19	42	59	3	.975	Elberfeld, L. R.....	23	33	56	8	.918
Cueto, Chattanooga..	39	82	94	7	.962	Damrau, Mobile.....	14	40	35	7	.915
Barbare, N. O.....	70	162	225	16	.960	Jansen, Birmingham.	50	102	137	24	.909
Demoe, Chattanooga.	26	56	78	6	.957	Ponds, Mobile.....	19	33	50	9	.902
Crane, Atlanta.....	40	92	126	14	.940	Galloway, Atlanta...	16	33	48	9	.900
Ellam, Nashville....	70	216	202	33	.933	Montague, Birm.....	11	19	36	7	.887
Aragon, Memphis....	56	113	162	22	.926	Meehan, Mobile.....	16	24	37	12	.836
Distell, Little Rock..	57	108	153	22	.922						

## OUTFIEDERS.

Cueto, Chattanooga..	24	46	3	..	1000	Knisely, Nashville...	63	130	8	3	.979
Stansbury, N. O.....	13	21	3	..	1000	Flagstead, Chat.....	49	130	6	3	.973
Smith, Birmingham..	13	18	1	..	1000	R. Moran, Atlanta...	56	141	5	5	.967
Hoyt, Nashville.....	11	7	3	..	1000	Leach, Chattanooga..	67	138	9	5	.967
Wickham, Nashville.	16	35	..	..	1000	Edmonson, N. O.....	69	135	8	5	.966
Gilbert, New Orleans	58	127	4	..	1000	Acosta, Atlanta....	34	104	5	4	.965
Rezza, New Orleans.	9	16	..	..	1000	Bratchi, Memphis...	73	167	10	7	.962
H. Moran, L. R.....	72	153	3	1	.994	Coombs, Mob.-L.R...	55	111	8	5	.960
Strait, Atlanta.....	42	60	9	1	.987	Altenberg, Birm....	50	112	6	5	.957
Mayer, Atlanta.....	25	58	4	1	.984	O'Brien, Nashville...	54	77	12	4	.957
Duncan, Birmingham	67	168	13	3	.984	Allison, Memphis...	46	72	5	4	.951
Southworth, Birm....	67	157	6	3	.982	Bates, Mobile.....	67	126	8	7	.950
Compton, N. O.....	50	145	6	3	.981	Paddock, Chat.....	37	63	7	4	.946
Carroll, Memphis...	73	183	11	4	.980	Walker, L.R.-Mobile	58	119	2	7	.945
Hyatt, Little Rock..	56	78	8	2	.979	Barger, Memphis....	14	15	1	1	.941
Orcutt, Mobile.....	65	217	12	6	.979	Wingo, Atlanta.....	19	15	3	2	.900

## PITCHERS.

Prieste, Memphis....	16	4	28	..	1000	Thorburn, Atlanta... 19	3	36	2	.951	
Glazner, Birmingham	8	1	14	..	1000	Merritt, Chattanooga	19	8	48	3	.949
Robinson, L. R.....	6	3	31	..	1000	Tuero, Chat.-L.R...	17	4	49	3	.946
Boman, Little Rock.	13	3	31	..	1000	Friday, Mobile.....	16	8	27	2	.940
Robertson, N. O....	14	6	32	..	1000	Slapnicka, Birm....	17	9	38	3	.940
Johnson, Mob.-N.O...	11	6	22	..	1000	Bennett, Mobile.....	19	8	34	3	.933
Perdue, New Orleans	15	5	23	..	1000	Cavet, Mobile.....	20	12	43	4	.932
Hoyt, Nashville.....	20	10	63	1	.986	Phillips, N. O.....	11	9	18	2	.931
Ross, Memphis.....	14	9	19	1	.983	Engel, Atlanta.....	11	4	22	2	.929
Ring, Chattanooga...	21	6	43	1	.980	Palmero, Little Rock	11	4	22	2	.929
Comstock, Birm....	17	6	38	1	.978	Jonnard, Nashville...	12	4	21	2	.926
Young, Little Rock..	19	3	37	1	.976	Hill, Birmingham...	19	4	33	3	.925
Vance, Memphis....	15	6	33	1	.975	Smith, New Orleans.	17	7	29	3	.924
Fentress, Memphis...	13	5	36	1	.975	Lynch, Atlanta.....	16	6	30	3	.923
Balley, New Orleans	8	48	2	.968	Nelson, Memphis....	16	7	39	4	.920	
Helfrich, Nashville..	18	8	47	2	.965	Brennan, Atlanta...	25	11	38	5	.907
Barger, Memphis....	11	5	22	1	.964	Decatur, Nashville...	22	10	38	5	.906
Ellis, Mobile.....	12	5	20	1	.962	Black, Birmingham..	13	1	17	2	.900
Lohman, Chat.....	15	6	37	2	.956	Swigler, Nashville...	13	1	16	2	.895
Murchison, L. R....	22	6	37	2	.956	Hoffman, Atlanta...	10	1	16	3	.850
Marshall, Chat.....	16	1	41	2	.955						

## CATCHERS.

Smith, Birmingham..	34	146	40	2	.989	Coleman, Mobile....	54	171	77	10	.961
Marshall, Nashville..	28	91	38	2	.985	Haworth, Birm.....	32	118	46	7	.959
Casey, Atlanta.....	21	42	18	1	.984	O'Neill, Nashville...	44	144	82	10	.957
Kitchens, N. O.....	69	212	74	5	.983	Hauser, Memphis...	10	32	17	3	.942
Higgins, Chattanooga	60	239	90	6	.982	Walton, Atlanta....	9	18	11	2	.936
Brotten, Little Rock	55	199	66	7	.974	Brock, Little Rock..	18	61	26	6	.935
Hargrave, Memphis..	64	204	79	8	.973	McDaniels, Mobile...	19	51	11	7	.900
Picinich, Atlanta...	33	129	47	7	.964						

## PITCHERS' RECORDS.

Name and Club.	G.	W.	L.	PC.	Ex. Sh.					W							
					IP.	H.	IG.	OG.	HG.	H.	2B.	3B.	HR.	BB.	SO.	P.	HB.
Karr, Little Rock	2	2	..	1000	16	5	..	1	..	1	..	..	1	1	9	..	..
Ching, Mobile....	4	2	..	1000	25	16	..	1	..	..	1	..	..	11	6	..	4
Jaynes, Mobile....	2	2	..	1000	9	8	..	..	..	..	..	..	..	7	3	..	1
Poole, N. O.....	1	1	..	1000	9	3	..	1	..	..	..	1	..	4	2	..	1
Barnhardt, Nash.	2	1	..	1000	9	13	..	..	..	..	..	..	..	5	1	..	2
Hardgrave, LR-A	7	1	..	1000	21	26	..	..	..	..	..	..	..	4	5	..	..
Robertson, N. O.	14	10	1.	909	117	87	3	2	..	1	..	..	1	36	31	3	2
Barger, Memphis	13	8	1.	889	85	76	1	3	..	..	..	..	..	11	20	..	..
Perdue, N. O....	15	12	2.	857	122	108	..	2	..	..	..	..	..	24	24	2	..
Ellis, Mobile....	11	5	1.	833	70	60	..	1	..	..	..	1	..	18	9	1	..
Robinson, L. R..	16	8	2.	800	118	102	3	5	..	..	..	..	..	17	34	1	3
Weaver, NO.-Ch.	9	4	1.	800	70	62	2	1	..	..	..	1	..	26	22	2	1
Boman, L. R....	12	6	3.	667	83	80	1	3	..	..	1	..	..	18	32	1	1
Swigler, Nash....	13	5	3.	625	69	65	1	1	..	..	1	..	..	42	14	..	3
Murchison, L. R.	21	9	5.	643	124	106	..	1	..	..	..	..	1	54	51	2	8
Slapnicka, Birm.	15	8	5.	615	137	110	5	2	..	..	..	1	..	42	39	2	1
Marshall, Chat..	17	8	5.	615	111	114	..	1	..	1	..	..	..	20	36	..	2
Lohman, Chat....	15	8	5.	615	120	118	1	1	..	..	..	..	1	25	22	..	4
Palmero, L. R..	11	6	4.	600	67	65	..	1	..	..	..	..	1	30	20	..	4
Bailey, N. O....	17	10	7.	588	144	98	1	3	..	..	..	1	3	41	55	4	4
Comstock, Birm.	20	7	5.	583	120	101	2	4	..	..	1	..	..	2	40	53	3
Friday, Mobile..	16	7	5.	583	111	90	..	..	..	..	..	..	2	43	29	2	4
Bennett, Mobile.	19	8	6.	571	139	96	4	2	..	..	1	..	4	58	54	..	3
Helfrich, Nash..	17	8	6.	571	118	87	..	1	..	..	1	..	..	52	43	2	3
Vance, Memphis.	16	8	6.	571	117	93	..	4	..	..	1	2	1	33	40	3	2
Smith, New Or..	16	8	6.	571	99	85	1	3	..	..	1	..	1	29	18	9	2
Phillips, N. O..	11	4	3.	571	69	49	..	2	1	..	1	2	..	18	22	..	10
Ross, Memphis..	14	5	4.	556	96	103	..	..	..	..	..	..	..	30	15	3	4
Hoffman, Atlan..	11	5	4.	556	77	85	..	..	..	..	..	..	..	21	16	1	2
Tuero, L. R.....	17	6	6.	500	44	85	1	..	..	1	..	..	1	35	50	6	2
Black, Birm....	13	5	5.	500	57	82	..	1	..	..	1	..	..	21	11	1	1
Walker, Birm....	4	1	1.	500	27	22	1	..	..	..	1	..	..	11	4	..	2
Cavet, Mobile....	19	7	9.	428	152	147	4	1	..	..	..	..	..	32	41	..	1
Merritt, Chat....	19	7	9.	438	137	130	1	1	..	..	..	..	1	27	42	..	8
Ring, Chat.....	19	7	9.	438	135	100	1	2	..	..	..	1	3	67	43	4	5
Hill, Birm.....	18	7	9.	438	130	125	2	..	..	..	..	..	..	37	39	..	2
Glazner, Birm... 8	3	4.	429	66	38	..	..	..	..	..	1	2	23	39	1	2	
Johnson, NO-Mob	17	6	9.	400	112	104	1	..	..	..	1	..	1	41	19	2	..
Brennan, Atlanta	21	7	11.	389	148	140	..	1	..	..	..	1	1	36	30	..	4
Frock, Nashville	22	7	11.	389	147	128	..	2	..	..	1	1	..	30	39	1	6
Fentress, Mem..	18	5	9.	357	115	96	1	5	..	..	1	1	2	33	39	1	2
Hoyt, Nashville.	19	5	10.	333	137	103	1	2	..	..	..	..	..	35	51	1	3
Thorburn, Atlan.	23	4	8.	333	125	109	..	..	..	..	..	..	..	64	30	5	1
Jonnard, Nash... 12	3	6.	333	81	95	1	..	..	..	..	1	..	..	38	34	..	1
Long, Birm..... 8	1	2.	333	29	28	..	..	..	..	..	..	..	..	24	10	..	..
Nelson, Memphis	15	3	8.	273	98	104	..	1	..	..	..	1	..	35	31	2	2
Prieste, Memphis	17	3	9.	250	101	115	1	1	..	..	..	..	..	56	28	1	4
Engel, Atlanta..	11	2	6.	250	59	58	..	..	..	..	..	..	..	56	8	1	4
Young, L. R....	18	2	7.	222	94	79	..	..	..	..	..	2	55	23	2	4	
Lynch, Atlanta..	15	1	7.	125	68	64	..	1	..	..	..	..	1	31	28	3	5
McTigue, Atlanta	4	..	3.	000	19	27	..	..	..	..	..	..	..	4	3	..	..
Waldbauer, Atl..	6	0	2.	000	28	23	..	..	..	..	..	..	..	21	21	4	4
York, Atlanta... 1	..	1.	000	8	8	..	..	..	..	..	..	..	..	2	1	1	..
Wingo, Atlanta.. 2	..	2.	000	14	23	..	..	..	..	..	..	..	..	6	4	..	..
Enright, Chat... 7	..	1.	000	10	7	..	..	..	..	..	..	..	..	9	3	1	..
Pennington, Mo.. 3	..	3.	000	11	13	..	..	..	..	..	..	..	..	5	3	1	1
Verbout, Chat... 2	..	1.	000	11	10	..	..	..	..	..	..	..	..	8	1	..	..
Tomlin, Chat.... 2	..	1.	000	3	4	..	..	..	..	..	..	..	..	7	2	..	..
Cadore, Atlanta.	1	..	1.	000	6	8	..	..	..	..	..	..	..	5	4	1	..
Jones, Atlanta... 1	..	1.	000	6	8	..	..	..	..	..	..	..	..	5	4	1	..



## Western League

### CHAMPIONSHIP WINNERS IN PREVIOUS YEARS.

1900—Denver .....	.581	1910—Sioux City .....	.643
1901—Kansas City .....	.642	1911—Denver .....	.671
1902—Kansas City .....	.603	1912—Denver .....	.611
1903—Milwaukee .....	.659	1913—Denver .....	.623
1904—Omaha .....	.600	1914—Sioux City .....	.636
1905—Des Moines .....	.646	1915—Des Moines .....	.621
1906—Des Moines .....	.660	1916—Omaha .....	.617
1907—Omaha .....	.571	{ Des Moines (1st series).....	.611
1908—Sioux City .....	.607	{ Hutchinson (2d series).....	.571
1909—Des Moines .....	.612	{ Play-off—Des Moines .....	.667

### STANDING OF CLUBS AT CLOSE OF SEASON.

Club.	Won.	Lost.	P.C.	Club.	Won.	Lost.	P.C.
Wichita .....	41	24	.631	Omaha .....	33	32	.508
Hutchinson .....	37	31	.544	Oklahoma City .....	33	37	.471
Des Moines .....	36	31	.537	St. Joseph .....	30	38	.441
Joplin .....	34	31	.523	Sioux City .....	22	42	.344

### INDIVIDUAL BATTING.

Name and Club.	G.	AB.	R.	H.	TB.	SB.	P.C.
Bluejacket, St. Joseph.....	13	31	3	13	20	..	.419
Jones, Wichita .....	17	68	9	27	42	1	.397
Pitts, Hutchinson-Oklahoma City.....	45	163	28	62	75	9	.380
McClelland, Oklahoma City.....	52	187	31	66	83	17	.353
Roche, Topeka-Hutchinson .....	17	49	7	18	22	1	.367
O'Connor, Oklahoma City.....	15	40	8	14	20	..	.350
Farrell, Sioux City.....	28	100	17	35	55	5	.350
Block, Hutchinson .....	38	130	15	44	45	9	.333
Hulswitt, Joplin .....	27	106	15	35	46	5	.330
Cass, Des Moines .....	24	101	23	33	38	11	.327
Washburn, Wichita .....	53	178	34	56	80	10	.314
Curtis, St. Joseph.....	12	29	4	9	12	..	.310
Wuffli, Hutchinson .....	42	175	31	54	70	11	.309
Koestner, Wichita .....	26	85	15	26	32	1	.306
Brandt, Joplin .....	21	79	15	24	31	4	.304
Coffey, Des Moines.....	57	186	24	56	65	21	.301
Haines, Topeka-Hutchinson .....	22	60	6	18	26	3	.300
Reichle, Sioux City.....	50	188	20	56	66	7	.298
Berger, Wichita .....	61	203	31	59	88	6	.290
Kirkham, St. Joseph.....	45	170	17	49	59	7	.288
Thomason, Sioux City.....	48	191	28	55	70	5	.287
Shanley, Des Moines.....	23	91	17	26	31	5	.286
Daniels, St. Joseph.....	54	200	23	57	74	7	.285
Kiltz, Oklahoma City.....	55	201	29	57	85	6	.284
Meyers, Topeka-Hutchinson .....	22	81	13	23	28	..	.284
Donica, Omaha .....	55	180	38	51	60	8	.283
McBride, Wichita .....	57	211	24	59	67	..	.280
McMenemy, Omaha .....	17	50	4	14	18	..	.280
Falk, Oklahoma City.....	56	212	32	59	93	13	.278
Wolfe, Wichita .....	47	188	27	52	71	9	.277
Miller, Joplin .....	39	159	11	44	57	4	.277
Stewart, Des Moines.....	29	101	8	28	30	6	.277
Briebeck, Hutchinson-Oklahoma City...	39	146	16	40	64	2	.274
Nolte, Hutchinson .....	49	167	23	45	56	9	.269
Carey, Wichita .....	48	180	27	48	67	11	.267
Jackson, Omaha .....	55	181	25	48	53	7	.265
Marr, Wichita .....	59	205	32	54	74	12	.263
Smith, Sioux City.....	51	133	23	35	44	6	.263

## INDIVIDUAL BATTING—(Continued).

Name and Club.	G.	AB.	R.	H.	TB.	SB.	PO.
Trainer, Topeka Hutchinson	49	152	20	40	48	10	.263
Watson, St. Joseph	55	210	27	55	66	12	.262
Defate, Omaha	55	195	32	51	76	7	.262
Bradley, Hutchinson	59	215	34	56	72	13	.260
Nee, Hutchinson	59	212	35	55	68	11	.259
Murphy, Des Moines	57	217	40	56	96	17	.258
Callahan, Omaha	46	155	14	40	51	4	.258
Collins, Joplin	51	171	24	44	53	2	.257
Cleveland, Hutchinson	59	214	22	55	76	18	.257
Breen, Des Moines	51	179	22	46	49	8	.257
Boehler, Joplin	26	82	12	21	23	6	.256
Hanford, Omaha	51	183	30	48	64	4	.256
Mueller, St. Joseph	54	186	20	47	60	3	.253
Brubaker, St. Joseph	48	175	25	44	59	14	.251
Benson, Oklahoma City	60	208	22	52	75	5	.250
Corrie, Omaha-Des Moines	15	24	5	6	10	..	.250
Luschen, St. Joseph	14	32	1	8	9	2	.250
F. Hunter, Sioux City	51	164	23	40	45	9	.244
Lamb, Joplin	53	290	22	51	73	11	.244
Metz, Joplin	54	210	23	51	76	6	.243
Hovlik, Wichita	22	58	8	14	15	..	.241
Kotzelnick, Topeka-Hutchinson	17	50	7	12	18	1	.240
Bashang, Omaha	55	225	40	53	62	23	.236
Hubbell, Joplin	22	47	4	11	14	..	.235
Hauger, Topeka-Hutchinson	14	56	8	13	19	4	.232
Yaryan, Wichita	51	178	33	41	53	2	.230
Agnew, Joplin	17	52	4	12	17	2	.230
Decker, Joplin	17	48	7	11	14	..	.229
Salisbury, Topeka-Hutchinson	20	53	7	12	15	..	.226
Bachant, St. Joseph	50	153	16	34	40	5	.222
Wright, Des Moines	19	72	8	16	21	3	.222
Coy, Wichita	59	214	33	47	84	6	.220
Graham, Hutchinson-Oklahoma City	25	46	6	10	13	1	.217
St. John, Joplin-Des Moines	26	102	10	22	24	7	.216
Harris, Wichita	13	28	2	6	7	..	.214
Hartford, Des Moines	38	150	20	32	33	9	.213
Banner, Hutchinson-Oklahoma City	45	159	12	34	46	1	.213
Kopp, Omaha	20	57	3	12	13	..	.212
Wallin, Wichita	35	109	9	23	27	2	.211
F. Thompson, Joplin	52	195	19	41	49	10	.210
Carlisle, Joplin	53	210	30	44	70	1	.210
Rohrer, Sioux City	19	53	6	11	12	..	.208
Lewellyn, Des Moines	38	107	6	22	24	4	.206
Holderman, Omaha	52	180	29	37	45	9	.205
Snead, St. Joseph	45	150	9	30	41	6	.200
Jones, Sioux City	51	175	25	35	40	2	.200
Pettigrew, Hutchinson	19	61	12	12	17	4	.197
Caporal, Joplin	15	31	6	6	6	1	.194
Hunter, Des Moines	57	207	31	40	54	4	.193
Cooney, St. Joseph	49	175	28	33	40	5	.188
Phillips, Des Moines	39	108	11	20	22	2	.185
McGrainor, Sioux City	17	49	4	9	15	..	.184
Bonovitz, St. Joseph	27	67	5	12	18	1	.179
Striegel, Sioux City	30	95	3	17	17	3	.179
Nye, Omaha	19	45	3	8	9	1	.178
Lyck, Sioux City	40	129	9	23	29	2	.178
Jaynes, Topeka-Hutchinson	21	63	4	11	14	..	.175
Allison, Sioux City	20	58	4	10	10	..	.172
Dye, Sioux City	16	68	8	11	15	3	.162
Merz, Omaha	12	31	..	5	5	..	.160
Fletcher, Sioux City	16	45	4	7	13	..	.156
Kelly, Omaha	20	58	3	9	10	2	.155
Manion, Hutchinson	52	166	16	25	32	2	.151

INDIVIDUAL BATTING—(Continued).

Name and Club.	G.	AB.	R.	H.	TB.	SB.	PC.
Tedeschi, Hutchinson-Oklahoma City...	21	47	3	7	10	..	.149
Brokaw, Joplin .....	18	62	4	9	10	2	.145
Musser, Des Moines.....	15	31	2	4	7	..	.129
Delburn, Des Moines.....	22	42	1	5	5	1	.119
McLaughlin, St. Joseph.....	15	43	4	5	6	..	.111
Dressen, Des Moines.....	24	54	3	6	6	..	.111
Sparks, Hutchinson-Oklahoma City.....	15	28	1	3	3	..	.107
Waldbauer, Wichita .....	10	28	1	3	4	..	.107
R. Bentley, Hutchinson-Okla. City.....	13	19	3	2	2	..	.105

CLUB BATTING.

Club.	G.	AB.	R.	H.	TB.	SR.	PC.
Oklahoma City .....	68	2194	285	587	806	81	.268
Wichita .....	65	2176	304	578	782	73	.265
Hutchinson .....	59	1919	255	498	625	103	.259
Omaha .....	55	1742	256	420	519	75	.241
Joplin .....	64	2194	268	521	703	66	.237
St. Joseph .....	55	1784	193	422	536	64	.237
Des Moines .....	67	2085	296	491	608	114	.235
Sioux City .....	51	1685	171	362	456	45	.215

INDIVIDUAL FIELDING.

FIRST BASEMEN.

Name and Club,	G.	PO.	A.	E.	PC.	Name and Club,	G.	PO.	A.	E.	PC.
Bradley, Hutchinson.	59	671	30	4	.994	Mueller, St. Joseph..	52	577	30	9	.985
F. Hunter, Sioux C..	51	519	27	5	.991	Metz, Joplin.....	54	549	34	12	.980
Jones, Wichita.....	17	166	8	2	.989	Jackson, Omaha.....	55	578	36	14	.978
Shanley, Des Moines.	23	240	5	3	.988	Briebeck, Hut.-O.C..	39	426	19	11	.976
Washburn, Wichita..	24	266	11	4	.986	Breen, Des Moines...	17	145	8	4	.975

SECOND BASEMEN.

Benson, Okla. City...	60	150	137	9	.979	Carey, Wichita.....	47	126	123	12	.954
Snead, St. Joseph....	13	42	41	3	.965	Defate, Omaha.....	21	36	63	5	.952
Smith, Sioux City....	46	163	134	12	.961	Nee, Hutchinson....	59	130	161	15	.950
Cooney, St. Joseph...	41	125	110	10	.959	Nye, Omaha.....	10	26	29	3	.950
Hulswitt, Joplin.....	21	53	41	4	.959	Callahan, Omaha....	24	65	60	9	.933
Coffey, Des Moines..	57	181	153	16	.954	Washburn, Wichita..	12	22	23	6	.882

THIRD BASEMEN.

Murphy, St. Joseph..	10	13	29	1	.976	Wright, Des Moines..	18	30	38	6	.919
Wuffli, Hutchinson..	25	26	67	4	.959	Striegel, Sloux City..	28	28	52	8	.909
Cleveland, Hutch....	23	21	43	3	.958	Marr, Wichita.....	45	59	103	17	.905
Conroy, Okla City...	58	85	140	12	.949	F. Thompson, Joplin.	52	64	96	17	.904
Snead, St. Joseph....	29	55	106	12	.930	Washburn, Wichita..	16	19	26	6	.875
Donica, Omaha.....	51	54	104	14	.919	Stewart, Des Moines.	29	46	51	19	.836

SHORTSTOPS.

Wuffli, Hutchinson..	14	28	45	2	.973	Brubaker, St. Joseph	46	80	138	22	.908
Berger, Wichita.....	56	114	181	14	.955	Cleveland, Hutch....	36	68	116	20	.902
Phillips, Des Moines.	13	42	55	6	.942	Defate, Omaha.....	34	75	117	22	.897
Lamb, Joplin.....	31	72	80	10	.938	Hartford, Des Moines	38	58	110	20	.894
Callahan, Omaha....	19	37	66	8	.928	Brandt, Joplin.....	21	26	75	12	.894
Jones, Sioux City....	43	87	139	19	.922	Falk, Okla. City....	16	27	43	10	.875
McClelland, Okla. C.	43	97	128	21	.915						

## INDIVIDUAL FIELDING—(Continued).

## OUTFIELDERS.

Name and Club.	G.	P.O.	A.	E.	P.C.	Name and Club.	G.	P.O.	A.	E.	P.C.
Decker, Joplin.....	20	25	4	..	1000	Craig, Sioux City....	11	17	2	1	.950
Agnew, Joplin.....	10	12	2	..	1000	Murphy, Des Moines..	47	120	11	7	.949
Yaryan, Wichita.....	10	9	4	..	1000	Trainer, Top.-Hutch.	49	84	8	5	.943
Wolfe, Wichita.....	47	84	1	1.	.988	Cass, Des Moines....	24	53	2	3	.943
Williams, Omaha....	55	56	7	1.	.984	Boehler, Joplin.....	18	26	9	2	.946
Nolte, Hutchinson....	48	94	7	2.	.981	Meyers, Top.-Hutch..	22	33	1	2	.944
Hanger, Top.-Hut....	14	50	1	1.	.981	Thomason, Sioux C..	48	113	7	8	.938
Miller, Joplin.....	39	81	6	2.	.978	Pitts, Hutch.-O.C....	44	92	5	7	.932
Coy, Wichita.....	59	77	10	2.	.977	Pettigrew, Hutch....	19	23	3	2	.929
Carlisle, Joplin.....	53	97	10	3.	.973	Daniels, St. Joseph..	52	121	7	10	.927
Brokaw, Joplin.....	18	35	..	1.	.972	Kirkham, St. Joseph.	45	71	4	6	.925
Hunter, Des Moines..	57	62	4	2.	.971	Watson, St. Joseph..	54	73	7	7	.919
Farrell, Sioux City..	21	21	6	1.	.964	Block, Hutchinson....	22	31	1	2	.912
Kiltz, Okla. City....	55	70	6	3.	.962	St. John, Jop.-D.M..	23	42	1	5	.900
Holderman, Omaha..	52	133	7	6.	.959	Bonovitz, St. Joseph.	11	17	..	2	.894
Reichle, Sioux City..	50	116	5	6.	.953	Falk, Okla. City.....	32	42	6	6	.888
Hanford, Omaha.....	51	78	1	4.	.952						

## PITCHERS.

Waldbauer, Wichita..	10	4	13	..	1000	Graham, Hutch.-O.C.	25	8	51	4	.937
Allison, Sioux City..	17	7	34	..	1000	Curtis, St. Joseph....	12	2	40	3	.933
Jaynes, Top.-Hutch..	12	6	22	..	1000	Phillips, Des Moines.	14	4	22	2	.929
Hovlik, Wichita.....	21	5	53	1.	.983	Delburn, Des Moines.	22	3	35	3	.927
Koestner, Wichita....	14	7	38	1.	.978	P. Bentley, Hut.-OC.	12	2	10	1	.923
Kotzelnick, Top.-Hut.	15	4	34	1.	.974	Meyers, Sioux City...	11	3	31	3	.919
Bluejacket, St. Jos..	12	7	29	1.	.972	Tedeschi, Hut.-O.C..	21	9	47	5	.913
McLaughlin, St. Jos.	15	3	32	1.	.972	Sparks, Hutch.-O.C..	13	6	20	3	.896
Hubbell, Joplin.....	20	7	49	2.	.966	Merz, Omaha.....	12	6	27	4	.892
Salisbury, Top.-Hut.	19	6	50	2.	.966	Dressen, Des Moines.	13	2	27	4	.879
Harris, Wichita.....	12	3	25	1.	.965	Currie, Omaha-D.M..	14	3	17	3	.870
Fletcher, Sioux City.	16	4	47	2.	.962	Luschen, St. Joseph..	14	8	30	6	.863
Kopp, Omaha.....	20	7	43	2.	.962	McGrainor, Sioux C..	10	2	17	4	.826
Musser, Des Moines..	15	2	32	2.	.944						

## CATCHERS.

Block, Hutchinson... 10	50	12	..	1000	Lingle, Omaha..... 12	49	11	2	.968
Yaryan, Wichita..... 30	194	48	3.	.988	Wallen, Wichita..... 32	150	25	6	.967
Manion, Hutchinson. 50	222	62	4.	.986	McMenemy, Omaha.. 15	42	15	2	.966
Bachant, St. Joseph. 49	198	69	5.	.981	Rohrer, Sioux City.. 18	61	18	3	.963
O'Connor, Okla. City. 20	63	17	2.	.976	Pratt, Omaha..... 10	56	6	3	.954
Collins, Joplin..... 51	238	69	9.	.972	Llewellyn, Des Moin. 34	160	32	12	.941
Kelly, Omaha..... 20	84	11	3.	.969	Lyck, Sioux City.... 33	105	42	10	.936
Banner, Hutch.-O.C.. 42	187	61	8.	.968	Breen, Des Moines... 27	93	31	10	.927

## CLUB FIELDING.

Club.	G.	DP.	PB.	PO.	A.	E.	P.C.
Hutchinson .....	59	30	10	1695	764	76	.968
Wichita .....	65	47	2	1733	722	98	.961
Joplin .....	64	44	5	1696	820	112	.957
Omaha .....	55	35	5	1446	704	108	.952
Sioux City .....	51	48	7	1376	703	117	.947
St. Joseph .....	55	36	7	1501	750	129	.946
Des Moines .....	67	39	13	1625	779	157	.939
Oklahoma City .....	68	57	7	1770	890	227	.921

## PITCHERS' RECORDS.

Name and Club.	G.	W.	L.	PC.	Shut-			W H		
					IP.	Out.	BB.	SO.	P.	B.
Reeb, Oklahoma City.....	1	1	..	1000	7	..	4	6	2	1
Thompson, Omaha .....	1	1	..	1000	1	..	1	..	..	..
Voorhies, Joplin .....	1	1	..	1000	8	..	2	1	..	..
Bluejacket, St. Joseph.....	12	6	1	.857	91	4	9	23	1	..
Koestner, Wichita .....	14	10	2	.833	114	1	46	47	6	2
Hewitt, Oklahoma City.....	7	4	1	.800	42	..	22	19	..	2
Haines, Topeka-Hutchinson .....	16	12	4	.750	132	2	28	71	1	2
Delburn, Des Moines.....	22	8	3	.727	126	..	53	51	1	1
O'Toole, Omaha .....	10	5	2	.714	69	2	17	18	..	..
Mapel, Joplin .....	8	5	2	.714	84	1	24	43	..	4
E. Hovlik, Wichita.....	19	11	5	.688	146	3	49	107	2	..
Kotzelnick, Topeka-Hutchinson.....	14	6	3	.667	99	..	43	38	2	6
Crutcher, Joplin .....	10	4	2	.667	62	..	26	36	..	1
Van Gilder, Omaha.....	10	4	2	.667	57	1	18	25	..	3
Allison, Sioux City.....	17	9	5	.643	131	2	27	35	1	2
Waldbauer, Wichita .....	10	5	3	.625	70	3	39	48	1	7
Tedeschi, Oklahoma City.....	20	8	5	.615	123	1	57	61	3	2
Salisbury, Topeka .....	18	9	6	.600	142	2	24	49	..	2
Phillips, Des Moines.....	14	6	4	.600	59	..	18	21	2	3
Luschen, St. Joseph.....	15	7	5	.583	103	1	57	31	2	2
R. Bentley, Oklahoma City.....	11	4	3	.571	61	1	22	16	..	3
Merz, Omaha .....	12	5	4	.556	91	1	29	25	3	3
Dressen, Des Moines.....	17	6	5	.545	99	..	29	27	1	3
Kopp, Omaha .....	20	8	7	.533	127	1	24	56	..	2
Hale, Omaha .....	8	4	4	.500	62	..	22	24	..	5
Hall, Joplin .....	6	3	3	.500	51	..	23	30	1	..
Sanders, Joplin .....	2	1	1	.500	17	..	5	11	2	..
Hubbell, Joplin .....	20	8	9	.471	124	2	45	36	..	6
Graham, Oklahoma City.....	25	7	8	.467	138	..	32	54	4	..
Musser, Des Moines.....	15	6	7	.462	110	..	55	63	1	6
Jaynes, Topeka .....	15	6	7	.462	96	1	44	45	4	1
Harris, Wichita .....	11	3	4	.429	69	..	23	8	..	..
Caporal, Joplin .....	11	3	4	.429	64	..	17	29	..	2
Black, Wichita-Hutchinson .....	9	3	4	.429	65	..	19	27	..	2
Curtis, St. Joseph.....	12	4	6	.400	90	1	35	18	3	5
Fuhr, Omaha .....	7	2	3	.400	43	..	17	29	..	..
Lyons, Wichita .....	6	2	3	.400	35	..	8	17	1	3
Gaspar, St. Joseph.....	8	3	5	.375	59	2	14	32	..	2
Sparks, Hutchinson.....	16	3	6	.333	77	..	32	29	3	3
Meadows, Oklahoma City.....	5	1	2	.333	28	..	15	12	..	..
Manske, Omaha .....	4	1	2	.333	26	..	14	8	..	..
Lynch, Des Moines.....	3	1	2	.333	21	..	5	8	2	1
McGrainor, Sioux City.....	10	3	7	.300	80	1	32	28	2	5
Corey, Omaha-Des Moines.....	14	2	5	.286	77	..	27	29	..	2
Fletcher, Sioux City.....	16	3	9	.250	117	1	58	29	2	5
Boehler, Joplin .....	6	1	3	.250	31	..	17	7	1	3
McLaughlin, St. Joseph.....	15	3	10	.231	113	..	50	42	2	4
Longacre, S.C.-Top.-Hutch.-Des M.	10	1	4	.200	45	..	30	15	2	..
Davis, Oklahoma City.....	6	1	4	.200	27	..	8	8	..	..
Meyers, Sioux City.....	12	1	11	.083	84	..	32	13	6	3
Thieman, St. Joseph.....	5	..	3	.000	27	..	11	8	..	2
H. Thompson, Joplin.....	3	..	2	.000	20	..	12	5	..	2
Steward, Joplin .....	3	..	2	.000	24	..	11	13	..	1
Waswo, St. Joseph.....	2	..	2	.000	17	..	9	4	..	1
Kolls, Wichita .....	1	..	1	.000	3	..	2	2	..	2
Glahn, Topeka .....	1	..	1	.000	1	..	3	1	..	..
Javaux, Topeka .....	1	..	1	.000	..	..	1	..	..	..
Nabors, Sioux City.....	3	..	3	.000	6	..	4	1	..	..
Yellow Horse, Des Moines.....	3	..	1	.000	4	..	2	..	..	..

# Eastern League

## CHAMPIONSHIP WINNERS IN PREVIOUS YEARS.

1916—New London.....717|1917—New Haven.....653

### STANDING OF CLUBS AT CLOSE OF SEASON.

Club.	Won.	Lost.	P.C.	Club.	Won.	Lost.	P.C.
New London	46	12	.793	Hartford	29	26	.527
Bridgeport	44	12	.786	Springfield	21	35	.375
Providence	34	22	.607	Waterbury	14	43	.246
New Haven	31	24	.564	Worcester	7	52	.119

### INDIVIDUAL BATTING.

Name and Club.	G.	AB.	R.	H.	SH.	SB.	P.C.
Eayrs, Providence	47	189	44	67	6	11	.354
Smith, Waterbury	10	37	3	13	..	2	.351
Dameron, Providence	56	186	29	65	12	7	.349
O'Rourke, New London	55	203	37	68	8	2	.335
Tuckey, Waterbury	33	81	6	27	5	1	.333
Ray Grimes, Bridgeport	55	189	42	61	4	10	.323
Connolly, Bridgeport	20	47	7	15	..	3	.319
Donahue, Providence	40	132	25	41	7	6	.311
Briger, Hartford	56	182	24	56	3	2	.308
Wendell, New London	41	125	25	38	5	9	.304
Roy Grimes, Hartford	58	197	41	59	7	6	.299
Weaver, Hartford	14	46	2	14	2	1	.304
Ball, New Haven	40	141	28	42	2	11	.298
Devine, New London	22	81	11	24	1	1	.296
Lal, Bridgeport	55	188	39	55	19	34	.293
Landry, Springfield	14	31	4	9	2	1	.290
Flynn, New London	56	200	32	58	14	2	.290
H. W. Baker, Bridgeport	55	187	28	53	15	16	.283
Krichell, Bridgeport	17	39	7	11	2	2	.282
Skiff, Bridgeport	27	89	11	25	3	4	.281
Bates, New London	55	196	41	55	15	13	.281
Parker, Springfield	11	43	6	12	..	1	.279
Hauser, Providence	39	130	17	36	3	4	.277
Brackett, Bridgeport	35	123	22	34	8	15	.277
Stimpson, New Haven	54	192	27	53	3	7	.276
H. F. Baker, Bridgeport	20	69	11	19	4	2	.275
Kincaid, Springfield	25	92	8	25	10	2	.272
McNeil, Providence	56	199	15	54	15	6	.271
Daley, Waterbury	51	176	13	47	5	6	.267
Cosgrove, Waterbury	38	129	13	34	9	5	.264
Braun, Bridgeport	35	122	22	32	5	7	.262
Brausen, Providence	56	222	45	53	4	20	.261
Martin, Bridgeport	35	142	27	37	2	12	.260
Pjura, New Haven	45	142	12	37	4	2	.260
Hinchman, Waterbury	57	195	25	50	12	6	.256
Shriver, Providence	19	43	1	11	3	..	.255
Christie, New Haven	34	118	12	30	1	3	.254
Meyerjack, Hartford	31	102	7	26	1	..	.254
Green, Springfield	25	63	4	16	1	..	.254
E. Gonzales, Springfield	57	199	30	50	6	8	.252
Johnson, Worcester	52	184	14	46	4	3	.250
Sava, Bridgeport	13	40	5	10	2	..	.250
Yim, Bridgeport	55	193	27	48	12	8	.249
Oakes, New London	53	189	19	46	15	10	.244
Messenger, New London	48	157	32	38	9	14	.242
Kelly, Worcester	17	66	8	16	2	3	.242
Sweatt, Providence	53	197	32	47	10	13	.239
McDermott, Springfield	27	68	6	16	3	3	.235
Pickup, New London	49	158	15	37	9	5	.234
Gearin, Providence	56	184	26	43	4	5	.234
Champion, New London	17	39	5	9	2	..	.231
Shay, Hartford	56	191	25	44	9	8	.230
Clemens, Springfield	57	224	37	51	8	16	.228
Brady, New London	55	206	35	42	7	16	.228

## INDIVIDUAL BATTING—(Continued).

Name and Club.	G.	AB.	R.	H.	SH.	SB.	PO.
White, Waterbury .....	57	203	11	86	6	5	.227
Lennon, Bridgeport .....	15	36	2	8	5	..	.222
Martin, Springfield .....	28	86	8	19	7	2	.221
Manners, Springfield .....	22	46	4	10	1	..	.217
Walker, New Haven.....	16	51	1	11	3	3	.216
Reiger, New London.....	19	60	1	13	3	..	.216
Cook, Waterbury .....	36	122	8	26	5	2	.213
Gross, Springfield .....	55	189	10	40	6	5	.211
Memo, Waterbury .....	26	124	23	26	2	2	.210
Nutter, New Haven.....	51	190	26	40	4	9	.210
Torphy, New Haven.....	57	224	32	47	4	15	.210
Leid, New Haven.....	49	181	17	38	6	5	.210
Low, Hartford .....	54	175	30	36	8	9	.206
Baum, Worcester .....	13	39	2	8	..	..	.205
Parent, Springfield .....	57	190	34	39	9	6	.205
Fortune, New London.....	18	49	2	10	2	..	.205
Miller, New Haven.....	57	192	17	39	11	5	.203
Gardella, Hartford .....	56	207	29	42	12	19	.203
W. Tyler, New Haven.....	30	94	9	19	1	..	.202
Greenough, Worcester .....	38	35	3	17	2	3	.200

## PITCHERS' RECORDS.

Name and Club.	G.	W.	L.	PC.	SO.	BB.	IP.	Av.H.
Woodward, New Haven.....	5	4	..	1000	16	16	37	33 .892
Fortune, New London.....	18	13	2	.867	77	44	142	97 .683
Ferguson, Bridgeport .....	19	16	3	.849	102	48	157½	87 .553
Lennon, Bridgeport .....	14	9	2	.818	52	48	95½	69 .721
Reiger, New London.....	17	13	3	.813	57	28	147½	110 .747
Champion, New London.....	17	12	3	.800	52	20	123	84 .683
Purvere, Springfield .....	5	4	1	.800	17	8	38	38 1.000
Cristall, Bridgeport-Hartford .....	6	4	1	.800	17	17	51	47 .922
Gearin, Providence .....	5	3	1	.750	20	19	37½	38 1.018
Spaid, Providence .....	14	8	3	.727	42	15	100	74 .740
Townsend, Bridgeport .....	9	5	2	.714	26	32	62	40 .645
Lohman, Hartford .....	7	5	2	.714	13	17	60	40 .667
Kelliher, New London.....	7	5	2	.714	26	20	52½	32 .611
Weaver, Hartford .....	5	3	2	.600	15	9	36	28 .778
Voyls, Providence .....	19	10	7	.583	70	40	100½	125 1.246
Walker, New Haven.....	10	5	4	.556	21	32	86	82 .953
Watson, New Haven.....	15	8	7	.533	60	34	140	99 .708
Meyerjack, Hartford .....	17	9	8	.529	54	48	138½	121 .872
Collins, Waterbury-Providence.....	9	3	3	.500	19	23	49	44 .898
Cook, Hartford .....	18	8	9	.470	58	71	138½	101 .728
Shriver, Providence .....	18	6	7	.462	54	67	109	91 .835
Tyler, Worcester-New Haven .....	22	9	11	.450	44	49	168½	155 .919
Manners, Springfield .....	16	5	9	.357	50	57	108½	94 .865
Dufresne, Springfield .....	6	1	2	.333	6	12	37½	33 .885
Lenahan, Providence-Springfield...	13	3	6	.333	36	35	96½	91 .942
Woodburn, Waterbury .....	18	5	11	.312	54	44	130	119 .915
Minor, Waterbury .....	17	4	10	.286	35	28	121	89 .735
Tuckey, Waterbury .....	17	4	10	.286	33	14	120½	130 1.077
Green, Springfield .....	17	4	11	.267	74	58	114	88 .772
Twombly, Worcester .....	6	1	3	.250	14	16	30½	33 1.088
Werre, Worcester .....	12	2	8	.200	23	21	82½	92 1.109
McQuillan, Worcester .....	17	2	13	.133	59	55	129	127 .984
Bach, Worcester .....	10	1	8	.111	23	17	56	42 .840
Keifer, Worcester .....	9	1	8	.111	27	26	66½	61 .915
Powers, Waterbury .....	16	1	12	.077	37	30	94½	121 1.278
Baum, Worcester .....	6	..	4	.000	17	23	49½	47 .953

Pitchers who participated in less than five games—Providence: Eayrs, Kennedy, Hauser; New Haven: Leid, Amsel, Scanlon, Goff, Sluson, Mareska, Eaton; New London: Connolly, Walters, Pickering; Bridgeport: Lyons; Springfield: Lanning, Curtin, Smith, McLaughlin, Vaughn, Martin; Hartford: Brown, Phelan, Welch, Plue, Smith; Worcester: Green, Furman, McGinley; Waterbury: Hanley.

No fielding averages were compiled for the Eastern League last season.

# Virginia League

## STANDING OF CLUBS AT CLOSE OF SEASON.

Club.	Won.	Lost.	PC.	Club.	Won.	Lost.	PC.
Richmond .....	29	21	.580	Petersburg .....	27	22	.551
Newport News.....	28	21	.571	Norfolk .....	13	33	.283

Season closed on account of war.

## INDIVIDUAL BATTING.

Name and Club.	G.	AB.	R.	H.	TB.	2B.	3B.	HR.	SH.	BB.	SB.	SO.	PC.
Wood, Petersburg .....	11	43	5	16	19	3	..	..	..	2	2	3	.500
Miller, Richmond .....	36	123	22	42	55	5	1	2	4	14	6	9	.341
Daughton, Newport News..	50	189	38	62	83	6	3	3	11	16	10	13	.328
Tierney, Norfolk .....	11	43	6	14	15	1	..	..	..	2	3	4	.320
McCluskey, Rich.-N. News..	17	38	3	12	14	2	..	..	..	1	6	1	.311
Whitcraft, Newport News..	50	181	31	55	75	9	4	1	26	18	8	5	.304
McDuff, Richmond .....	37	144	12	43	54	7	2	..	16	..	7	3	.299
Vinson, Richmond .....	21	87	20	26	31	1	2	..	2	5	6	3	.299
Covington, Petersburg .....	36	115	12	34	40	6	..	..	2	16	17	..	.296
Ballinger, Norfolk .....	38	147	12	42	48	1	1	1	3	5	7	16	.286
Poole, Richmond .....	28	105	14	30	35	3	1	..	2	8	8	10	.286
Richburg, Newport News....	48	169	22	48	60	8	2	..	12	22	6	9	.286
Mooers, Richmond .....	22	82	17	23	34	5	3	..	4	6	5	13	.280
Hinkey, Petersburg .....	26	106	19	28	36	4	..	1	..	12	3	15	.274
Tomlin, Newport News.....	37	121	7	33	48	9	3	..	1	5	5	13	.273
Glenn, Newport News.....	27	99	9	27	30	1	1	..	4	12	1	4	.273
Johnson, Richmond .....	49	189	29	51	64	5	4	..	14	9	9	18	.270
Henges, Newport News.....	50	200	35	56	64	5	..	1	6	13	18	8	.268
Devlin, Norfolk .....	46	157	13	42	47	3	1	..	6	29	4	3	.268
Moore, Petersburg .....	26	98	10	26	32	6	..	..	1	7	3	20	.265
Briggs, Petersburg .....	29	108	16	28	35	3	2	..	4	7	7	11	.259
Lightfoot, Petersb.-N. News	38	147	11	37	44	3	2	..	10	6	7	13	.252
Stinson, Richmond .....	50	180	17	45	55	6	2	..	9	22	5	4	.250
Flaherty, Norfolk-N. News..	21	69	2	17	20	3	..	..	3	1	..	16	.247
Emery, Petersburg .....	49	180	19	44	47	3	..	..	7	15	9	6	.244
Mangus, Petersburg-Norfolk.	28	109	10	25	34	5	2	..	1	9	6	20	.229
Madden, Norfolk .....	15	48	5	11	21	4	3	..	1	4	2	15	.229
Phelan, Norfolk .....	42	133	12	30	33	1	1	..	3	19	3	12	.226
Pitt, Richmond .....	17	62	2	14	17	1	1	..	2	3	3	5	.226
Brown, Newport News.....	16	54	4	12	14	..	1	..	1	2	..	16	.222
Jackson, Richmond .....	22	57	6	12	14	2	..	..	2	7	2	8	.212
Gillespie, Norfolk .....	16	57	7	12	13	1	..	..	1	10	4	..	.212
Parker, Petersburg .....	25	86	7	18	19	1	..	..	5	3	4	4	.209
Kruger, N. News-Norfolk..	33	111	10	23	26	1	1	..	6	11	1	25	.207
Herriott, Petersburg .....	47	154	18	31	41	6	2	..	11	23	6	18	.201
Sweeney, Newport News....	43	149	11	29	32	1	1	..	8	9	1	30	.195
Broome, Norfolk .....	37	133	7	25	33	6	1	..	1	13	10	18	.188
Stewart, Norfolk .....	23	80	4	15	16	1	..	..	2	9	1	13	.187
Rust, Petersburg-N. News..	39	130	5	24	29	2	..	1	5	7	2	23	.184
Holmes, Richmond .....	50	160	10	29	35	4	1	..	..	14	7	15	.181
Burney, Richmond .....	38	121	14	22	25	3	..	..	6	12	4	14	.181
Kane, Petersburg .....	35	132	12	23	26	3	..	..	5	18	7	12	.174
Gearhart, Petersburg .....	19	69	6	12	14	2	..	..	1	4	3	7	.174
Nunnallee, N. News-Rich...	11	35	3	6	7	1	..	..	..	4	2	6	.171
Napier, Richmond .....	19	53	3	9	11	2	..	..	..	..	..	..	.170
Humphries, Petersburg .....	24	90	5	15	15	..	..	..	6	11	3	6	.167
Larisey, Petersburg .....	22	61	5	10	10	..	..	..	1	1	1	4	.164
Hardy, Rich.-N.N.-Petersb..	23	67	3	10	11	1	..	..	1	6	1	8	.149
Hefter, Richmond .....	12	34	4	5	6	1	..	..	1	3	1	5	.148
Callahan, Richmond .....	16	41	2	6	8	2	..	..	2	2	..	7	.146
Llewellyn, Newport News...	20	56	5	8	11	1	1	..	1	5	..	12	.143
Eady, Richmond .....	16	50	2	7	7	..	..	..	2	..	1	5	.140
Hanratty, Petersburg .....	26	93	10	13	14	1	..	..	4	9	5	10	.139



## INDIVIDUAL BATTING—(Continued).

Name and Club.	G.	AB.	R.	H.	TB.	2B.	3B.	HR.	SH.	BB.	SB.	SO.	PC.
Mullin, Petersburg .....	15	29	1	4	8	1	..	1	1	1	2	4	.133
Winchell, Petersburg .....	15	38	1	5	6	1	..	..	..	3	1	4	.132
Terhune, Norfolk .....	29	71	5	9	10	1	..	..	6	16	..	23	.127
Collaton, Norfolk .....	17	52	1	6	6	..	..	..	2	3	..	9	.115
Morris, Norfolk .....	15	48	3	5	5	..	..	..	..	5	1	11	.104
Coyle, Newport News.....	24	76	8	7	8	1	..	..	5	12	2	19	.092
Magalis, Norfolk .....	10	35	1	2	2	..	..	..	1	..	..	9	.057

Players who participated in less than ten games—Petersburg: Klein, English, Keene; Richmond: McConnell, Strain (also Newport News), Moseley (also Newport News-Norfolk), Binney; Norfolk: Morgan, Ganshorn, Ward, Gardin, Meyer; Newport News: Trivett, Trower, Beasley.

## CLUB BATTING.

Club.	G.	AB.	R.	H.	TB.	SH.	BB.	SB.	SO.	PC.
Newport News .....	50	1657	199	409	513	89	144	59	184	.247
Richmond .....	50	1605	189	391	476	79	115	71	159	.241
Petersburg .....	49	1585	159	368	432	55	137	87	171	.232
Norfolk .....	46	1455	114	294	339	43	160	48	222	.203

## INDIVIDUAL FIELDING.

## FIRST BASEMEN.

Name and Club.	G.	P.O.	A.	E.	PC.	Name and Club.	G.	P.O.	A.	E.	PC.
Herriott, Petersburg.	47	495	21	1	.998	Burney, Richmond...	22	227	6	4	.983
Devlin, Norfolk.....	41	467	22	4	.992	Sweeney, N. News...	43	477	17	15	.971
Poole, Richmond.....	28	352	12	5	.986						

## SECOND BASEMEN.

Coyle, Newport News	24	59	72	2	.985	Morris, Norfolk.....	12	24	29	3	.916
Gillespie, Norfolk....	16	34	55	2	.978	Vinson, Richmond....	12	30	39	7	.908
Hanratty, Petersburg	26	55	69	4	.969	Richburg, N. News..	11	10	19	3	.906
McDuff, Richmond...	25	55	82	5	.965	Humphries, Petersb.	14	30	34	8	.889

## THIRD BASEMEN.

Broome, Norfolk.....	13	12	31	..	1000	Henges, N. News....	49	58	129	12	.940
Pitt, Richmond.....	17	17	30	2	.959	Emery, Petersburg...	49	65	107	15	.920
Ballinger, Norfolk...	18	24	47	3	.979	Kruger, Norfolk.....	14	14	37	6	.895
Hefter, Richmond...	11	11	22	2	.913						

## SHORTSTOPS.

Whitcraft, N. News.	50	111	156	16	.943	Covington, Petersb..	16	35	48	10	.892
Ballinger, Norfolk...	21	46	61	8	.930	Mooers, Richmond...	22	31	73	14	.881
McDuff, Richmond....	12	18	35	5	.914	Broome, Norfolk.....	25	42	74	20	.853
Humphries, Petersb.	10	19	30	5	.907	Gearhart, Petersburg	19	27	57	15	.848

## OUTFIELDERS.

Glenn, N. News....	29	49	5	..	1000	Johnson, Richmond..	44	80	5	5	.944
Kruger, Norfolk.....	13	16	3	..	1000	Stinson, Richmond..	50	63	19	5	.943
Moore, Petersburg...	25	68	6	1	.985	Miller, Richmond....	35	60	3	4	.940
Briggs, Petersburg..	30	59	4	1	.985	Tomlin, N. News....	18	28	1	2	.935
Hinke, Petersburg..	26	46	5	1	.881	Mangus, Pet.-Nfk...	28	57	3	5	.923
Daughton, N. News.	50	98	14	3	.974	Stewart, Norfolk....	22	40	5	6	.900
Kane, Norfolk.....	35	70	4	3	.961	Tierney, Norfolk....	11	17	1	2	.900
Llewellyn, N. News.	12	21	2	1	.958	Lightfoot, Pet.-N.N.	29	42	6	6	.889
Richburg, N. News..	37	59	5	3	.955	Callahan, Richmond.	11	5	10	2	.882

## CATCHERS.

Holmes, Richmond...	49	241	77	3	.991	Hardy, R.-N.N.-P...	26	93	29	4	.968
Parker, Petersburg..	25	131	29	3	.982	Rust, Petersb.-N. N.	38	174	40	8	.964
Phelan, Norfolk.....	40	188	48	6	.975	Flaherty, Nfk.-N. N.	22	116	20	8	.944

## INDIVIDUAL FIELDING—(Continued).

## PITCHERS.

Name and Club.	G.	P.O.	A.	E.	PC.	Name and Club.	G.	P.O.	A.	E.	PC.
Larisey, Petersburg.	16	4	31	..	1000	Covington, Petersb...	11	11	30	2	.953
Mullin, Petersburg..	12	4	25	..	1000	McCluskey, It.-N.N..	12	3	29	2	.941
Llewellyn, N. News.	8	5	20	..	1000	Collaton, Norfolk....	9	3	26	2	.935
Morgan, Norfolk....	6	4	24	..	1000	Napier, Richmond....	17	4	43	4	.929
Keene, Petersburg...	5	2	11	..	1000	Brown, N. News....	15	7	45	4	.929
Meyer, Norfolk.....	3	1	5	..	1000	Jackson, Richmond..	21	18	49	6	.913
Tomlin, N. News....	17	12	59	1	.986	Madden, Norfolk.....	13	9	17	3	.897
Eady, Richmond....	17	7	35	1	.977	Trivett, N. News....	5	2	10	2	.857
Terhune, Norfolk....	18	8	63	2	.973	Magalis, Norfolk.....	7	1	24	4	.800
Winchell, Petersburg	14	6	38	2	.957						

## CLUB FIELDING.

Club.	G.	DP.	PB.	PO.	A.	E.	PC.
Petersburg .....	49	26	2	1305	616	89	.955
Norfolk .....	46	28	..	1241	647	97	.951
Newport News.....	50	25	17	1355	681	89	.951
Richmond .....	50	40	4	1316	694	100	.951

## PITCHERS' RECORDS.

Name and Club.	G.	IP.	Opp.											
			AB.	H.	R.	SH.	HB.	BB.	SO.	WP.	W.	L.	T.	PC.
Keene, Petersburg.....	5	27½	102	16	4	2	..	12	14	..	3	..	..	1000
Trivett, Newport News	5	45	153	26	13	7	..	15	12	..	4	1	..	.800
Llewellyn, N. News....	8	68½	357	46	21	14	4	35	30	2	6	2	..	.750
Jackson, Richmond....	19	140½	541	118	42	13	4	21	83	..	1	5	..	.688
Covington, Petersburg.	12	97	379	67	30	11	4	16	61	1	6	3	1	.667
Tomlin, Newport News	19	138½	522	106	56	22	6	44	73	4	10	6	..	.625
Napier, Richmond.....	17	132½	583	104	45	16	8	42	57	1	8	5	..	.615
Winchell, Petersburg..	14	109½	432	92	36	13	4	23	54	3	6	5	..	.545
Brown, Newport News	15	135½	527	103	47	18	5	47	64	1	7	6	1	.538
Larisey, Petersburg....	16	131	504	100	31	16	4	27	46	1	7	8	..	.467
Eady, Richmond .....	16	122½	494	118	52	12	2	36	37	3	7	8	..	.467
Mullin, Petersburg....	12	78½	316	82	30	10	4	14	23	..	4	6	..	.400
McCluskey, Rich.-N. N.	12	72½	291	56	40	14	8	56	40	3	4	6	..	.400
Morgan, Norfolk.....	5	44½	178	39	12	10	1	20	17	1	2	3	..	.400
Collaton, Norfolk.....	9	65	261	73	30	12	1	12	38	2	3	5	1	.375
Meyers, Norfolk.....	3	29	106	28	10	8	2	7	10	1	1	2	..	.333
Terhune, Norfolk.....	19	156½	588	122	57	31	6	46	57	3	5	11	1	.312
Madden, Norfolk .....	5	39	156	33	19	12	2	19	12	3	1	3	..	.250
Magalis, Norfolk .....	6	54	214	53	36	12	..	17	22	3	..	..	..	.000

## Pacific Coast League

### CHAMPIONSHIP WINNERS IN PREVIOUS YEARS.

1903—Los Angeles.....	.630	1910—Portland .....	.567
1904—Tacoma .....	.589	1911—Portland .....	.589
1905 { Tacoma (first series)* .....	.583	1912—Oakland .....	.591
{ Los Angeles (2d series).....	.604	1913—Portland .....	.559
1906—Portland .....	.657	1914—Portland .....	.573
1907—Los Angeles.....	.608	1915—San Francisco.....	.570
1908—Los Angeles.....	.585	1916—Los Angeles.....	.601
1909—San Francisco.....	.622	1917—San Francisco .....	.501

\*In play-off, Los Angeles won.

### STANDING OF CLUBS AT CLOSE OF SEASON.

Club.	Won.	Lost.	P.C.	Club.	Won.	Lost.	P.C.
Vernon .....	58	44	.563	Sacramento .....	48	48	.500
Los Angeles .....	57	47	.548	Salt Lake .....	48	49	.495
San Francisco .....	51	51	.500	Oakland .....	40	63	.388

### INDIVIDUAL BATTING.

Name and Club.	G.	AB.	R.	II.	2B.	3B.	SH.	SB.	P.C.
Griggs, Sacramento .....	89	344	49	130	16	4	4	22	.378
Piek, San Francisco.....	102	382	65	127	13	3	2	55	.333
Fournier, Los Angeles.....	104	400	52	130	26	13	12	37	.325
Miller, Oakland .....	102	414	45	131	22	3	4	18	.316
O. Crandall, Los Angeles.....	42	105	8	33	4	1	3	..	.314
Ryan, Salt Lake.....	52	197	26	60	13	3	3	3	.305
Dubuc, Salt Lake.....	34	89	11	27	8	..	1	1	.303
Middleton, Oakland .....	94	377	47	114	12	3	10	15	.302
Devorner, Vernon .....	80	278	35	84	13	4	11	13	.302
Sheely, Salt Lake.....	93	330	44	99	14	1	7	9	.300
Hummel, San Francisco.....	97	328	34	100	16	4	11	3	.296
Killifer, Los Angeles.....	99	387	64	114	19	3	6	29	.295
Daley, Vernon .....	104	369	49	109	15	8	15	9	.295
Hunter, San Francisco.....	102	400	50	117	12	5	16	24	.293
Crawford, Los Angeles.....	36	356	38	104	14	7	13	8	.292
Downs, San Francisco.....	89	329	25	95	15	1	7	10	.289
Chadbourne, Vernon .....	104	400	49	115	17	6	19	26	.288
Willie, Sacramento .....	97	366	62	102	20	3	12	25	.279
Ellis, Los Angeles.....	104	366	49	102	21	4	9	16	.279
Murray, Oakland .....	49	148	10	41	11	..	4	2	.277
Koerner, San Francisco.....	103	386	41	106	16	2	9	14	.275
Leake, Sacramento .....	23	62	7	17	2	1	1	1	.274
Wisterzill, Vernon .....	90	316	36	86	8	5	14	7	.272
K. Crandall, Salt Lake.....	65	239	27	65	9	..	4	4	.272
Downey, Sacramento .....	58	199	21	54	5	5	4	4	.271
McKee, San Francisco.....	62	204	18	55	10	..	5	12	.270
Leard, San Francisco.....	17	67	6	18	1	..	1	6	.269
Farmer, Salt Lake.....	85	350	44	94	20	11	5	21	.269
Fittery, Los Angeles.....	27	71	5	19	3	1	2	..	.268
Pinelli, Sacramento .....	94	348	40	59	9	6	12	15	.267
Gardner, Sacramento .....	24	75	6	20	2	..	2	1	.267
Gardner, Oakland .....	99	355	32	94	13	4	12	6	.265
A. Arlett, Oakland.....	65	226	21	60	4	..	18	5	.265
Borton, Vernon .....	84	275	32	73	13	3	18	8	.265
Eldred, Sacramento .....	97	398	54	105	26	5	12	22	.264
Terry, Los Angeles.....	93	342	47	90	12	4	32	17	.263
Orr, Salt Lake.....	97	359	42	94	15	1	22	17	.262
Easterly, Sacramento .....	78	282	21	73	13	2	5	6	.259
Butler, Los Angeles.....	37	128	11	33	6	..	5	4	.258
Brooks, San Francisco.....	54	164	5	42	3	1	10	4	.256
Boles, Los Angeles.....	78	266	26	68	11	2	7	4	.256
Lapan, Los Angeles.....	48	123	8	31	2	2	3	2	.252
Krause, Oakland .....	50	151	14	38	6	1	1	..	.252
J. Mitchell, Vernon.....	101	382	49	96	8	3	29	27	.251

## INDIVIDUAL BATTING—(Continued).

Name and Club.	G.	AB.	R.	H.	2B.	3B.	SH.	SB.	PC.
Maggardt, San Francisco.....	86	304	41	75	14	4	10	19	.247
Rodgers, Sacramento.....	96	366	60	89	19	2	10	18	.243
Hosp, Vernon.....	95	347	24	83	13	4	8	3	.239
Alcock, Vernon.....	59	236	20	56	1	1	8	7	.237
Pepe, Los Angeles.....	92	316	26	75	7	1	8	7	.237
Konnick, Salt Lake.....	76	246	26	58	8	1	9	6	.236
West, Sacramento.....	19	55	6	13	2	..	3	1	.236
Leifer, Oakland.....	28	110	12	26	5	2	2	5	.236
Corhan, San Francisco.....	89	303	35	72	17	2	12	15	.238
Sands, Los Angeles.....	71	241	27	56	10	3	6	10	.232
Miller, Salt Lake.....	66	217	26	50	12	..	4	7	.230
Wolter, Sacramento.....	73	294	30	65	8	1	6	12	.221
Forsyth, Sacramento.....	31	82	10	18	2	1	2	1	.220
Penner, Salt Lake.....	19	50	3	11	1	1	1	..	.220
Mathes, Vernon.....	60	210	21	46	4	1	10	14	.219
Elliott, Sacramento.....	33	102	9	22	4	1	3	..	.216
R. Arlett, Oakland.....	26	71	9	15	4	..	5	1	.211
Moore, Vernon.....	38	119	6	25	1	..	7	1	.210
Seaton, San Francisco.....	26	63	10	13	..	1	3	4	.206
Christensen, Oakland.....	81	293	19	59	6	4	11	6	.201
O'Doul, San Francisco.....	49	120	9	24	3	..	4	2	.200
Mitze, Oakland.....	66	199	21	39	9	1	9	4	.196
Dunn, Salt Lake.....	32	92	5	18	1	..	4	..	.196
Martin, Oakland.....	26	78	4	15	3	..	2	..	.192
McNulty, Sacramento.....	11	42	7	8	1	1	..	..	.190
Baum, San Francisco.....	20	53	3	10	..	..	4	1	.189
Bromley, Sacramento.....	22	69	8	13	..	..	..	..	.188
Prough, Oakland.....	24	80	6	15	6	..	2	..	.188
Fromme, Vernon.....	21	64	2	12	1	..	4	..	.188
Croll, Oakland.....	96	350	31	65	7	3	10	10	.186
Wares, Oakland.....	70	254	24	47	4	3	14	5	.185
Standridge, Los Angeles.....	13	27	1	5	..	..	1	..	.185
R. Mitchell, Vernon.....	19	49	1	9	2	..	..	..	.184
Kremer, Oakland.....	21	59	4	10	2	..	1	..	.170
McCabe, Salt Lake.....	23	61	4	10	..	1	3	..	.164
Brown, Los Angeles.....	20	55	6	9	1	..	3	..	.164
Brenton, Sacramento.....	23	64	3	10	2	..	3	..	.156
Dell, Vernon.....	24	73	5	11	..	1	4	..	.151
Quinn, Vernon.....	24	75	5	11	2	..	4	..	.147
Valencia, Los Angeles.....	12	29	1	4	1	..	..	..	.138
Chech, Vernon.....	18	44	2	5	1	..	2	..	.114
Kantlehner, San Francisco.....	20	54	..	6	..	..	2	..	.111
Portica, Los Angeles.....	20	64	5	7	..	..	3	..	.109
Reiger, Vernon.....	13	32	..	3	..	1	2	..	.094

Players who participated in less than ten games—Salt Lake: Ewing, McDonald, Daubert, Conwright, Willett; Sacramento: Cable; San Francisco: Silva, Crespi; Oakland: Smale; Vernon: Meusel.

## HOME RUNS.

Name and Club.	Name and Club.	Name and Club.			
Griggs, Sac.....	12	Dubuc, S.L.....	2	McKee, S.F.....	1
Sheely, S.L.....	12	Downs, L.A.....	2	Easterly, Sac.....	1
Miller, O.....	6	Boston, V.....	2	Maggert, S.F.....	1
Ryan, S.L.....	5	Wolter, Sac.....	2	Rodgers, Sac.....	1
Willie, Sac.....	5	Daley, V.....	1	Konnick, S.L.....	1
O. Crandall, L.A.....	5	Hunter, S.F.....	1	Leifer, O.....	1
Farmer, S.L.....	4	Crawford, L.A.....	1	Corhan, S.F.....	1
Eldred, Sac.....	4	Chadbourne, V.....	1	Mathes, V.....	1
Krause, O.....	4	Ellis, L.A.....	1	Elliott, Sac.....	1
Pepe, L.A.....	5	Koerner, S.F.....	1	R. Arlett, O.....	1
Middleton, O.....	3	Wisterzill, V.....	1	O'Doul, S.F.....	1
Fournier, L.A.....	4	Downey, Sac.....	1		

## PART II.

# RECORDS OF PREVIOUS YEARS

Containing a complete tabulated review of the formation of organized Base Ball from the time of the inception of the first league, as well as statistics of the past which are invaluable to enthusiasts and admirers of the national pastime.

NATIONAL LEAGUE.		PAGE
Officers, 1876-1918, inclusive .....		122
Honorary members .....		122
Club presidents, 1876-1918.....		122
Champion team records, 1871-1918.....		125
Position of each club at end of season since 1876.....		139
Pitchers' record of victories, 1871-1918.....		140
AMERICAN LEAGUE.		
Officers .....		141
Club presidents .....		141
Champion team records, 1900-1918.....		142
-----		
Major league champions, 1871-1918.....		148
Champion batters in major leagues from 1871 to 1918.....		149
Major league batsmen who have made a record of .300 or better for five years. from 1876 to 1918, inclusive.....		150
Major league batsmen who have made a record of .300 or better for four years or less, from 1876 to 1918, inclusive.....		152
Club leaders in major leagues, 1900-1913.....		158
Major league miscellaneous data.....		162
Individual leaders in major leagues, 1900-1913.....		163
Batsmen .....		163
Stolen bases .....		164
Sacrifice hits .....		165
First basemen .....		165
Second basemen .....		167
Third basemen .....		169
Shortstops .....		171
Outfielders .....		173
Pitchers .....		175
Catchers .....		176
Grand National All-America team.....		179
World's championship records.....		180
Roll of Honor, world's championship players, 1884-1918.....		185
National Association of Professional Base Ball Leagues.....		189
Positions occupied by club members at end of season, since organization, in American and International Leagues and American and Southern Associations .....		192
Major league records.....		193
Unusual incidents in major leagues.....		204
Base Ball condensed data.....		206
Minor league statistics and noteworthy performances.....		210

Attention is called to the thorough and careful condensation which has been made of Base Ball history in order that the Record shall be able to present to its readers the greatest amount of information in the smallest space. In the pages which follow, facts are accurately stated which would require reference to more than thirty volumes if they were to be ascertained without the assistance of Spalding's Official Base Ball Record.

## National League

### OFFICERS OF THE NATIONAL LEAGUE, 1876-1918.

#### PRESIDENTS.

1876 (one year)—Hon. Morgan G. Bulkeley, Hartford, Conn.  
 1877-1882 (six years)—Mr. William A. Hulbert, Chicago (died April 10, 1882).  
 1883-1884 (two years)—Mr. A. G. Mills, New York.  
 1885-1902 (eighteen years)—Mr. Nicholas E. Young, Washington, D. C. (died October 21, 1916).  
 1903-1909 (seven years)—Mr. Harry C. Pulliam, New York (died July 29, 1909).  
 1909—Mr. John A. Heydler, New York.  
 1910-1913 (four years)—Mr. Thomas J. Lynch, New Britain, Conn.  
 1913-1918—Hon. John K. Tener, ex-Governor of Pennsylvania. Resigned August 6, 1913.  
 1918—Mr. John A. Heydler. (Mr. John A. Heydler was elected President, Secretary and Treasurer for three years, 1919-1920-1921, on December 10, 1918.)

#### SECRETARIES.

1876-1902 (twenty-seven years)—Mr. Nicholas E. Young served as Secretary and Treasurer of the National League from its organization in 1876 to 1902, inclusive—twenty-seven years. Mr. Young also served as Secretary of the original National Association of Professional Base Ball Players from 1871 to 1875, inclusive—five years—covering a continuous period of thirty-two years.  
 1903-1907 (four years)—Mr. Harry C. Pulliam was elected Secretary and Treasurer in 1903.  
 1907-1918—Mr. John A. Heydler was elected Secretary and Treasurer in 1909 for 1910-11-12; re-elected for 1913, and again re-elected for 1914-18.

#### HONORARY MEMBERS OF NATIONAL LEAGUE, WITH DATE OF ELECTION.

Col. A. G. Mills, New York, November 20, 1884; Mr. Albert G. Spalding, Chicago, November 12, 1891; Mr. George W. Howe, Cleveland, O., November 7, 1892; Mr. Henry Chadwick, Brooklyn, N. Y., November 5, 1894; Mr. Nicholas E. Young, Washington, D. C., December 12, 1902; Mr. Alfred J. Reach, Philadelphia, March 4, 1903; Mr. John I. Rogers, Philadelphia, March 4, 1903; Mr. James A. Hart, Chicago, December 12, 1905; Mr. Arthur H. Soden, Boston, December 11, 1906; Mr. William H. Conant, Boston, December 11, 1906.

#### PRESIDENTS OF LEAGUE CLUBS SINCE ORGANIZATION OF NATIONAL LEAGUE, WITH DATE OF ADMISSION OF CLUBS.

##### No. 1. CHICAGO CLUB.\*

1876—William A. Hulbert, 1876-1881 (six years); A. G. Spalding, 1882-1891 (ten years); Mr. Spalding was Secretary, 1876-1881 (six years); James A. Hart, 1892-1905 (fourteen years); Charles W. Murphy, 1906-1913 (eight years); Charles H. Thomas, 1914-1915 (two years); Charles H. Weeghman, 1916-1918.

##### No. 2. BOSTON CLUB.\*

1876—N. T. Appolonio, 1876 (one year); A. H. Soden, 1877-1906 (thirty years); George B. Dovey, 1907-1909 (three years); John S. C. Dovey, 1909-1910 (two years); W. Hepburn Russell, 1911 (one year); James E. Gaffney, 1912-1915 (four years); Percy D. Haughton, 1916-1918.

##### No. 3. MUTUAL CLUB.\*

1876 (the Mutuals of New York were expelled from the National League December 7, 1876, for failure to fulfill their contract obligations with the league)—William H. Cammeyer, 1876 (one year).

##### No. 4. ATHLETIC CLUB OF PHILADELPHIA.\*

1876 (expelled December 7, 1876, for failure to fulfill their contract obligations with the league)—Thomas J. Smith, 1876 (one year).

\*Charter member National League, 1876.

**No. 5. HARTFORD CLUB.\***

1876 (resigned its membership December 5, 1877)—Hon. Morgan G. Bulkeley, 1876-1877 (two years).

**No. 6. ST. LOUIS CLUB.\***

1876 (resigned its membership December 5, 1877)—J. R. C. Lucas, 1876-1877 (two years).

**No. 7. CINCINNATI CLUB.\***

1876 (expelled October 6, 1880, for failure to observe the rules, agreements and requirements of the league)—J. L. Keck, 1876-1877 (two years); J. M. W. Neff, 1878-1879 (two years); Justus Thorner, 1880 (one year).

**No. 8. LOUISVILLE CLUB.\***

1876 (resigned its membership early in 1878)—W. N. Haldeman, 1876-1877 (two years).

**No. 9. INDIANAPOLIS CLUB.**

1878 (resigned its membership at the close of 1878)—W. B. Pettit, 1878 (one year).

**No. 10. MILWAUKEE CLUB.**

1878 (resigned its membership at the close of 1878)—J. R. Kaine, 1878 (one year).

**No. 11. PROVIDENCE CLUB.**

1878 (resigned its membership at the close of 1885)—John D. Thurston, 1878 (one year); Henry T. Root, 1879-1881 and 1884-1885 (five years); Henry B. Winship, 1882-1883 (two years).

**No. 12. BUFFALO CLUB.**

1879 (resigned its membership at the close of 1885)—E. B. Smith, 1879 (one year); John B. Sage, 1880 (one year); Josiah Jewett, 1881-1885 (five years).

**No. 13. CLEVELAND CLUB.**

1879 (resigned its membership at the close of 1884)—J. Ford Evans, 1879-1881 (three years); C. H. Bulkley, 1882-1884 (three years).

**No. 14. SYRACUSE CLUB.**

1879 (forfeited its membership at the close of 1879)—Hamilton S. White, 1879 (one year).

**No. 15. TROY CLUB.**

1879 (resigned its membership at the close of 1882)—Gardner Earl, 1879-1880 (two years); A. L. Hotchkin, 1881 (one year); Francis N. Mann, 1882 (one year).

**No. 16. WORCESTER CLUB.**

1880 (resigned its membership at the close of 1882)—Hon. C. B. Pratt, 1880-1882 (three years).

**No. 17. DETROIT CLUB.**

1881 (resigned its membership at the close of 1888)—Hon. W. G. Thompson, 1881-1884 (four years); Joseph A. Marsh, 1885-1886 (two years); Fred K. Stearns, 1887 (one year); Charles W. Smith, 1888 (one year).

**No. 18. NEW YORK CLUB.**

1883—John B. Day, 1883-1892 (ten years); C. C. Van Cott, 1893-1894 (two years); Andrew Freedman, 1895-1902 (eight years); John T. Brush, 1903-1912 (ten years); H. N. Hempstead, 1912-1918.

\*Charter member National League, 1876.

**No. 19. PHILADELPHIA CLUB.**

1883—Alfred J. Reach, 1883-1892 (twenty years); James Potter, 1903-1904 (two years); W. J. Shettsline, 1905-1908 (four years); Israel W. Durham, 1909 (part of one year); Horace S. Fogel, 1909-1912 (three years); William H. Locke, 1913 (part of one year); William F. Baker, 1913-1918.

**No. 20. ST. LOUIS CLUB.**

1885 (resigned its membership at the close of 1886)—Henry J. Lucas, 1885-1886 (two years).

**No. 21. WASHINGTON CLUB.**

1886 (resigned its membership at the close of 1889)—Robert C. Hewett, 1886-1888 (three years); Walter F. Hewett, 1889 (one year).

**No. 22. KANSAS CITY CLUB.**

1886 (resigned its membership at the close of 1886)—Joseph J. Heim, 1886 (one year).

**No. 23. PITTSBURGH CLUB.**

1887—W. A. Nimick, 1887-1890 (four years); J. Palmer O'Neill, 1891 (one year); W. C. Temple, 1892 (one year); A. C. Buckenberger, 1893 (one year); W. W. Kerr, 1894-1899 (six years); W. H. Watkins, 1898 (one year); Barney Dreyfuss, 1900-1918.

**No. 24. INDIANAPOLIS CLUB.**

1888 (resigned its membership at the close of 1889)—John T. Brush, 1888-1889 (two years).

**No. 25. CLEVELAND CLUB.**

1889 (resigned its membership at the close of 1900)—Frank De Hass Robison, 1889-1898 (ten years); M. Stanley Robison, 1899-1900 (two years).

**No. 26. BROOKLYN CLUB.**

1890—Charles H. Byrne, 1890-1897 (eight years); Charles H. Ebbets, 1898-1918.

**No. 27. CINCINNATI CLUB.**

1890—A. S. Stern, 1890 (one year); John T. Brush, 1891-1902 (twelve years); August Herrmann, 1903-1918.

**No. 28. ST. LOUIS CLUB.**

1892—Chris. Von der Ahe, 1892-1897 (six years); B. S. Muckenfuss, 1898 (one year); Frank De Hass Robison, 1899-1906 (eight years); M. Stanley Robison, 1907-1910 (four years); E. A. Steininger, 1911 (one year); J. C. Jones, 1912 (one year); Schuyler P. Britton, 1913-1916 (four years); Mrs. Schuyler P. Britton, 1916; Branch Rickey, 1917-1918.

**No. 29. BALTIMORE CLUB.**

1892 (retired from membership at the close of 1900)—H. R. Von der Horst, 1892 (one year); Edward Hanlon, 1893-1900 (eight years).

**No. 30. LOUISVILLE CLUB.**

1892 (retired from membership at the close of 1900)—T. Hunt Stucky, 1892 (one year); Fred Drexler, 1893-1896 (four years); Harry C. Pulliam, 1897-1898 (two years); Barney Dreyfuss, 1899 (one year); Harry C. Pulliam, 1900 (one year).

**No. 31. WASHINGTON CLUB.**

1892 (retired from membership at the close of 1900)—George W. Wagner, 1892-1900 (nine years).



## WINNERS OF THE NATIONAL BASE BALL CHAMPIONSHIP OF THE UNITED STATES.

For each year from the commencement of Professional Base Ball, in 1871, to 1918, inclusive, together with the names of Club Officials and Players of each Championship Team, Club Statistics and Players' Averages. Compiled from the Official Records, beginning with the year 1871.

1871.

### THE ATHLETIC CLUB

Philadelphia,

National Champions United States.

Geo. W. Thompson, President.

Hicks Hayhurst, Manager.

Games won, 22; lost, 7. Per cent., .759.

	No. Games Won	P.C.	Field. P.C.	Bat. P.C.
D. McBride, p...	25	.759	.792	.284
F. Malone, c.....	27	....	.800	.365
W. Fisler, 1b.....	23	....	.961	.333
A. J. Reach, 2b...	26	....	.905	.371
L. Meyerle, 3b...	23	....	.881	.448
J. Radcliffe, ss...	28	....	.934	.333
E. Cuthbert, lf...	28	....	.930	.278
J. Sensitivefer, cf	25	....	.905	.371
G. Heubel, rf....	17	....	.841	.290
G. Bechtel, rf....	19	....	.849	.350
Tom Pratt.....	8	....	.909	.295
Athletic Team..	29	.759	.894	.342

1873.

### THE BOSTON CLUB.

National Champions United States.

Chas. H. Porter, President.

Harry Wright, Sec'y and Manager.

Games won, 43; lost, 16. Per cent., .729.

	No. Games Won	P.C.	Field. P.C.	Bat. P.C.
A. G. Spalding, p.	60	.729	.833	.371
Jas. White, c....	60	....	.797	.401
J. Manning, 1b...	31	....	.981	.290
Ross Barnes, 2b..	60	....	.865	.453
H. Schafer, 3b...	60	....	.754	.300
Geo. Wright, ss...	59	....	.940	.422
A. Leonard, lf...	58	....	.872	.355
H. Wright, cf....	53	....	.918	.270
J. O'Rourke, rf.1b	57	....	.930	.371
R. Addy, rf.....	31	....	.800	.371
D. Birdsall, util..	..	....	....	....
Boston Team..	60	.729	.862	.364

1872.

### THE BOSTON CLUB.

National Champions United States.

Ivers W. Adams, President.

Harry Wright, Sec'y and Manager.

Games won, 39; lost, 8. Per cent., .830.

	No. Games Won	P.C.	Field. P.C.	Bat. P.C.
A. G. Spalding, p.	47	.830	.903	.338
C. A. McVey, c....	45	....	.745	.306
C. Gould, 1b....	44	....	.970	.256
Ross Barnes, 2b..	44	....	.908	.404
H. Schafer, 3b...	47	....	.900	.262
Geo. Wright, ss...	47	....	.948	.336
A. Leonard, lf...	45	....	.895	.341
H. Wright, cf....	47	....	.893	.261
F. Rogers, rf....	44	....	.878	.294
D. Birdsall, util..	16	....	.753	.179
Boston Team..	47	.830	.896	.324

1874.

### THE BOSTON CLUB.

National Champions United States.

Chas. H. Porter, President.

Harry Wright, Sec'y and Manager.

Games won, 43; lost, 17. Per cent., .717.

	No. Games Won	P.C.	Field. P.C.	Bat. P.C.
A. G. Spalding, p.	60	.717	.845	.331
Jas. White, c....	60	....	.774	.326
J. O'Rourke, 1b..	60	....	.966	.349
Ross Barnes, 2b..	51	....	.910	.353
H. Schafer, 3b...	60	....	.904	.275
Geo. Wright, ss...	60	....	.929	.351
A. Leonard, lf...	60	....	.929	.342
H. Wright, cf....	40	....	.900	.310
C. A. McVey, rf...	60	....	.855	.385
T. Beals, utility..	19	....	.921	.214
Boston Team..	60	.717	.898	.359

1875.

## THE BOSTON CLUB.

National Champions United States.

N. T. Appolonio, President.

Harry Wright, Sec'y and Manager.

Games won, 71; lost, 8. Per cent., .899.

	No. Games	P.C. Won	Field. P.C.	Bat. P.C.
A. G. Spalding, p.	63	.899	.858	.318
A. G. Spalding, o. f.	16	....	....	....
Jas. White, c. . . .	79	....	.816	.354
C. A. McVey, 1b.	79	....	.968	.350
Ross Barnes, 2b. . .	78	....	.915	.386
H. Schafer, 3b. . . .	79	....	.853	.278
Geo. Wright, ss. . . .	79	....	.938	.357
A. Leonard, lf. . . .	77	....	.910	.337
J. O'Rourke, cf. . . .	69	....	.933	.306
J. Manning, rf. . . .	64	....	.904	.284
T. Beals, utility. . .	15	....	....	.285
Boston Team. . . .	79	.899	.883	.324

1877.

## THE BOSTON CLUB.

National Champions United States.

A. H. Soden, President.

Harry Wright, Sec'y and Manager.

Games won, 81; lost, 17. Per cent., .646.

	No. Games	P.C. Won	Field. P.C.	Bat. P.C.
Thos. Bond, p. . . .	49	.646	.870	.212
Lou Brown, c. . . .	47	....	.883	.254
Jas. White, 1b. . . .	31	....	.964	.385
Jas. White, rf. . . .	15	....	.954	....
J. F. Morrill, 1b. . .	15	....	.951	.272
J. F. Morrill, 3b. . .	23	....	.892	....
Geo. Wright, 2b. . . .	46	....	.894	.255
E. B. Sutton, 3b. . . .	18	....	.800	.290
E. B. Sutton, ss. . . .	28	....	.867	....
A. Leonard, ss. . . .	17	....	.841	.260
A. Leonard, lf. . . .	29	....	.912	....
J. O'Rourke, lf. . . .	19	....	.829	.350
J. O'Rourke, cf. . . .	27	....	....	....
T. H. Murnane, cf . . .	21	....	.800	.262
T. H. Murnane, lf . .	16	....	....	....
H. Schafer, rf. . . .	19	....	.750	.281
H. Schafer, lf. . . .	1	....	....	....
Boston Team. . . .	49	.646	.886	.283

1876.

## THE CHICAGO CLUB.

National Champions United States.

Wm. A. Hulbert, President.

A. G. Spalding, Sec., Mgr. and Capt.

Games won, 52; lost, 14. Per cent., .788.

	No. Games	P.C. Won	Field. P.C.	Bat. P.C.
A. G. Spalding, p.	60	.788	.850	.305
A. G. Spalding, cf	6	....	....	....
Jas. White, c. . . .	64	....	.791	.335
C. A. McVey, 1b.	55	....	.956	.345
C. A. McVey, p. . . .	6	....	....	....
Ross Barnes, 2b. . . .	66	....	.910	.403
C. A. Anson, 3b. . . .	66	....	.850	.342
J. P. Peters, ss. . . .	66	....	.932	.348
J. W. Glenn, lf. . . .	56	....	.866	.291
Paul A. Hines, cf	64	....	.917	.330
R. Addy, rf. . . . .	33	....	.800	.272
O. Bielaski, rf. . . .	31	....	.762	.205
Chicago Team. . . .	66	.788	.882	.328

1878.

## THE BOSTON CLUB.

National Champions United States.

A. H. Soden, President.

Harry Wright, Sec'y and Manager.

Games won, 41; lost, 19. Per cent., .683.

	No. Games	P.C. Won	Field. P.C.	Bat. P.C.
Thos. Bond, p. . . .	59	.683	.882	.211
C. N. Snyder, c. . . .	53	....	.841	.212
J. F. Morrill, 1b. . . .	53	....	.957	.240
J. J. Burdock, 2b. . .	60	....	.917	.260
E. B. Sutton, 3b. . . .	59	....	.888	.226
Geo. Wright, ss. . . .	59	....	.947	.224
A. Leonard, lf. . . .	60	....	.776	.259
J. O'Rourke, cf. . . .	56	....	.860	.274
J. Manning, rf. . . .	56	....	.752	.254
Boston Team. . . .	60	.683	.886	.240

1879.

## THE PROVIDENCE CLUB.

National Champions United States.

Henry T. Root, President.

Geo. Wright, Manager and Captain.

Games won, 59; lost, 25. Percent., .702.

	No.	P.C.	Field.	Bat.
	Games Won	P.C.	P.C.	P.C.
John M. Ward, p.	65	.702	.899	.287
John M. Ward, 3b	10	....	.857	....
R. Matthews, p.	19	....	.875	.200
R. Matthews, o.f.	19	....	.758	....
E. M. Gross, c....	30	....	.786	.348
J. Brown, c.....	47	....	.771	.267
Joe Start, 1b....	64	....	.973	.318
M.H. McGeary, 2b	72	....	.883	.276
M.H. McGeary, 3b	12	....	.916	....
W. L. Hague, 3b.	50	....	.821	.227
Geo. Wright, ss..	84	....	.926	.281
Thos. York, 1f....	80	....	.897	.307
Paul Hines, cf... 84	....	....	.866	.357
J. O'Rourke, rf.. 54	....	....	.784	.351
J. O'Rourke, 1b.. 19	....	....	.952	....
<b>Providence Team</b>	<b>84</b>	<b>.702</b>	<b>.883</b>	<b>.296</b>

1881.

## THE CHICAGO CLUB.

National Champions United States.

William A. Hulbert, President.

A. G. Spalding, Secretary.

A. C. Anson, Manager and Captain.

Games won, 56; lost, 28. Percent., .667.

	No.	P.C.	Field.	Bat.
	Games Won	P.C.	P.C.	P.C.
L. Corcoran, p...	45	.667	.858	.222
F. Goldsmith, p..	37	.667	.859	.240
F. S. Flint, c....	77	....	.828	.310
A. C. Anson, 1b..	83	....	.975	.399
Jos. Quest, 1b...	76	....	.929	.249
E. Williamson, 3b	74	....	.909	.268
T. E. Burns, ss..	79	....	.870	.277
A. Dalrymple, 1f.	81	....	.835	.323
G. F. Gore, cf....	71	....	.874	.297
M. J. Kelly, rf... 66	....	....	.840	.323
Hugh Nicol..... 26	....	....	.932	.203
<b>Chicago Team.</b>	<b>84</b>	<b>.667</b>	<b>.894</b>	<b>.298</b>

1880.

## THE CHICAGO CLUB.

National Champions United States.

Wm. A. Hulbert, President.

A. G. Spalding, Secretary.

A. C. Anson, Manager and Captain.

Games won, 67; lost, 17. Percent., .798.

	No.	P.C.	Field.	Bat.
	Games Won	P.C.	P.C.	P.C.
L. Corcoran, p...	56	.798	.939	.221
F. Goldsmith, p..	24	.798	.931	.260
F. S. Flint, c....	62	....	.829	.167
A. C. Anson, 1b..	77	....	.977	.338
Jos. Quest, 2b....	78	....	.895	.245
E. Williamson, 3b	61	....	.893	.255
T. E. Burns, ss..	73	....	.863	.309
A. Dalrymple, 1f.	84	....	.857	.332
Geo. F. Gore, cf.. 71	....	....	.871	.365
M. J. Kelly, rf... 62	....	....	.811	.292
<b>Chicago Team.</b>	<b>84</b>	<b>.798</b>	<b>.891</b>	<b>.281</b>

1882.

## THE CHICAGO CLUB.

National Champions United States.

A. G. Spalding, President.

A. C. Anson, Manager and Captain.

Games won, 55; lost, 29. Percent., .655.

	No.	P.C.	Field.	Bat.
	Games Won	P.C.	P.C.	P.C.
L. Corcoran, p...	41	.655	.911	.207
F. Goldsmith, p..	43	.655	.913	.229
F. S. Flint, c....	79	....	.840	.250
A. C. Anson, 1b..	82	....	.948	.362
T. E. Burns, 2b..	43	....	.911	.247
T. E. Burns, ss..	41	....	.826	....
Jos. Quest, 2b....	41	....	.879	.201
E. Williamson, 3b	82	....	.880	.281
M. J. Kelly, ss..	41	....	.809	.305
M. J. Kelly, rf... 36	....	....	.887	....
A. Dalrymple, 1f.	84	....	.877	.294
G. F. Gore, cf... 84	....	....	.842	.318
Hugh Nicol, rf... 36	....	....	.886	.198
<b>Chicago Team.</b>	<b>84</b>	<b>.655</b>	<b>.882</b>	<b>.276</b>

1883.

## THE BOSTON CLUB.

National Champions United States.

A. H. Soden, President.

John F. Morrill, Mgr. and Capt.

Games won, 63; lost, 35. Percent., .643.

	No. Games	P.C. Won	Field. P.C.	Bat. P.C.
J. E. Whitney, p.	62	.643	.839	.282
J. E. Whitney, cf	32	....	.794	....
C. Buffington, p.	35	.643	.756	.237
C. Buffington, cf.	49	....	.756	....
M. M. Hackett, c.	42	....	.760	.234
M. Hines, c.....	56	....	.751	.228
J. F. Morrill, 1b..	80	....	.974	.319
J. J. Burdock, 2b	96	....	.923	.330
E. B. Sutton, 3b.	94	....	.871	.323
S. W. Wise, ss...	95	....	.827	.270
Jos. Hornung, lf.	98	....	.936	.278
Paul Radford, rf.	71	....	.837	.205
C. Smith, cf., rf..	29	....	.904	.217
—	—	—	—	—
Boston Team..	98	.643	.852	.276

1885.

## THE CHICAGO CLUB.

National Champions United States.

A. G. Spalding, President.

A. C. Anson, Manager and Captain.

Games won, 87; lost, 25. Percent., .777.

	No. Games	P.C. Won	Field. P.C.	Bat. P.C.
J. G. Clarkson, p.	70	.790	.803	.215
J. McCormick, p.	28	.740	.710	.218
F. S. Flint, c.....	67	....	.855	.208
M. J. Kelly, c....	33	....	.760	.287
M. J. Kelly, rf...	67	....	.868	....
A. C. Anson, 1b..	112	....	.957	.310
Fred Pfeffer, 2b.	109	....	.892	.240
E. Williamson, 3b	111	....	.891	.238
T. E. Burns, ss...	111	....	.844	.271
A. Dalrymple, lf.	113	....	.878	.274
G. F. Gore, cf'...	109	....	.884	.312
Wm. Sunday, rf..	42	....	.825	.255
—	—	—	—	—
Chicago Team.	113	.770	.859	.264

1884.

## THE PROVIDENCE CLUB.

National Champions United States.

Henry T. Root, President.

Frank C. Bancroft, Manager.

Games won, 84; lost, 28. Percent., .750.

	No. Games	P.C. Won	Field. P.C.	Bat. P.C.
C. Radbourne, p..	72	.838	.634	.233
C. Sweeney, p....	25	.723	.650	.302
B. Gilligan, c....	79	....	.874	.244
V. Nava, c.....	26	....	.823	.089
Joe Start, 1b.....	90	....	.974	.273
John Farrell, 2b..	106	....	.921	.220
Jerry Denny, 3b.	96	....	.876	.251
Arthur Irwin, ss.	99	....	.878	.245
Cliff Carroll, lf...	112	....	.903	.261
Paul Hines, cf...	107	....	.895	.304
Paul Radford, rf.	94	....	.884	.202
—	—	—	—	—
Providence Team	112	.750	.864	.243

1886.

## THE CHICAGO CLUB.

National Champions United States.

A. G. Spalding, President.

A. C. Anson, Manager and Captain.

Games won, 90; lost, 34. Percent., .726.

	No. Games	P.C. Won	Field. P.C.	Bat. P.C.
J. McCormick, p.	39	.795	.698	.235
John Flynn, p....	32	.750	.709	.200
John Flynn, lf...	24	....	.894	....
J. Clarkson, p....	53	.600	.775	.233
M. J. Kelly, c....	46	....	.826	.388
M. J. Kelly, rf...	54	....	.811	....
F. S. Flint, c....	49	....	.817	.202
A. C. Anson, 1b.	121	....	.963	.371
Fred Pfeffer, 2b.	119	....	.903	.263
T. E. Burns, 3b..	111	....	.889	.276
E. Williamson, ss	121	....	.868	.216
A. Dalrymple, lf.	82	....	.952	.232
G. F. Gore, cf....	118	....	.875	.304
Jas. Ryan, rf....	67	....	.829	.306
W. Sunday, cf., lf.	25	....	.914	.242
—	—	—	—	—
Chicago Team.	124	.726	.857	.279

1887.

**THE DETROIT CLUB.**

National Champions United States.

Fred. K. Stearns, President.

W. H. Watkins, Manager.

Games won, 79; lost, 45. Per cent., .637.

	No. Games	P.C. Won	Field. P.C.	Bat. P.C.
Chas. Getzein, p.	43	.683	.906	.240
P. J. Conway, p.	17	.471	.876	.247
C. B. Baldwin, p.	24	.565	.867	.347
C. W. Bennett, c.	50	....	.905	.363
C. W. Ganzel, c.	50	....	.852	.285
Chas. Briody, c.	32	....	.850	.277
D. Brouthers, 1b.	122	....	.869	.419
Fred Dunlap, 2b.	64	....	.953	.326
H. Richardson, 2b.	62	....	.941	.363
H. Richardson, lf.	58	....	.936	....
J. L. White, 3b.	106	....	.848	.341
Wm. Shindle, 3b.	19	....	.825	.340
J. C. Rowe, ss.	123	....	.906	.363
L. Twitchell, lf.	52	....	.867	.352
E. Hanlon, cf.	118	....	.903	.316
S.L. Thompson, rf	127	....	.909	.406
<b>Detroit Team</b>	<b>126</b>	<b>.637</b>	<b>.909</b>	<b>.347</b>

1888.

**THE NEW YORK CLUB.**

National Champions United States.

John B. Day, President.

James Mutrie, Manager.

Games won, 84; lost, 47. Per cent., .641.

	No. Games	P.C. Won	Field. P.C.	Bat. P.C.
Timothy Keefe, p.	50	.744	.775	.129
M. Welch, p.	47	.577	.637	.187
L. Titcomb, p.	22	.636	.708	.122
Buck Ewing, c.	78	....	.861	.306
Buck Ewing, 3b.	21	....	.802	....
P. J. Murphy, c.	28	....	.840	.169
Wm. Brown, c.	17	....	.778	.271
Roger Connor, 1b.	133	....	.981	.291
D. Richardson, 2b.	135	....	.942	.226
A.W. Whitney, 3b.	90	....	.886	.219
John M. Ward, ss.	122	....	.857	.251
J. O'Rourke, lf.	87	....	.959	.273
M. J. Slattey, cf.	103	....	.918	.245
Mike Tiernan, rf.	113	....	.959	.293
Geo. F. Gore, cf.	64	....	.836	.220
E.E. Foster, rf, cf.	37	....	.851	.147
<b>New York Team</b>	<b>137</b>	<b>.641</b>	<b>.864</b>	<b>.242</b>

1889.

**THE NEW YORK CLUB.**

National Champions United States.

John B. Day, President.

James Mutrie, Manager.

Games won, 83; lost, 43. Per cent., .659.

	No. Games	P.C. Won	Field. P.C.	Bat. P.C.
Timothy Keefe, p.	41	.732	.862	.154
M. Welch, p.	41	.732	.763	.192
Ed. Crane, p.	28	.571	.591	.204
H. O'Day, p.	23	.622	.807	.146
Buck Ewing, c.	94	....	.894	.326
Wm. Brown, c.	30	....	.785	.259
Roger Connor, 1b.	131	....	.977	.316
D. Richardson, 2b.	124	....	.933	.279
A.W. Whitney, 3b.	129	....	.881	.217
John M. Ward, ss.	107	....	.889	.293
G. Hatfield, ss.	24	....	.855	.184
J. O'Rourke, lf.	123	....	.892	.320
Geo. F. Gore, cf.	119	....	.863	.305
Mike Tiernan, rf.	122	....	.896	.334
<b>New York Team</b>	<b>131</b>	<b>.659</b>	<b>.903</b>	<b>.282</b>

1890.

**THE BROOKLYN CLUB.**

National Champions United States.

Charles H. Byrne, President.

William McGunnigle, Manager.

Games won, 86; lost, 43. Per cent., .667.

	No. Games	P.C. Won	Field. P.C.	Bat. P.C.
Tom Lovett, p.	42	.727	.771	.201
R.L. Carruthers, p	32	.667	.809	.265
R. Carruthers, of.	39	....	.859	....
W. H. Terry, p.	44	.634	.757	.278
W. H. Terry, of.	54	....	.930	....
Thos. P. Daly, c.	69	....	.912	.243
R. H. Clark, c.	42	....	.713	.218
A. J. Bushong, c.	15	....	.826	.234
D. L. Foutz, 1b.	113	....	.977	.302
H. Collins, 2b.	129	....	.944	.278
G. B. Pinkney, 3b.	126	....	.932	.309
Geo. J. Smith, ss.	129	....	.904	.191
W. D. O'Brien, lf.	85	....	.915	.314
J. S. Corkhill, cf.	48	....	.977	.225
T. P. Burns, rf.	116	....	.941	.284
P. J. Donovan.	58	....	.937	.254
<b>Brooklyn Team</b>	<b>129</b>	<b>.667</b>	<b>.921</b>	<b>.267</b>

1891.

## THE BOSTON CLUB.

National Champions United States.

A. H. Soden, President.

Frank G. Selee, Manager.

Games won, 87; lost, 51. Per cent., .630.

	No. Games	P.C. Won	Field. P.C.	Bat. P.C.
J. G. Clarkson, p.	52	.642	.840	.223
C. A. Nichols, p.	47	.638	.870	.201
H. E. Staley, p.	35	.636	.833	.184
C. W. Bennett, c.	74	....	.942	.215
C. W. Ganzel, c.	68	....	.927	.259
T. J. Tucker, lb.	140	....	.975	.272
Jos. Quinn, 2b.	123	....	.936	.247
W. H. Nash, 3b.	139	....	.904	.276
H. C. Long, ss.	139	....	.902	.287
R. L. Lowe, lf.	105	....	.929	.281
R. L. Lowe, 2b.	17	....	.949	....
W. S. Brodie, cf.	134	....	.963	.266
H. D. Stovey, rf.	133	....	.903	.279
M. J. Kelly, rf.	15	....	.815	.239
M. Sullivan, lf.	16	....	.896	.224
<b>Boston Team</b>	<b>140</b>	<b>.630</b>	<b>.906</b>	<b>.257</b>

1892.

## THE BOSTON CLUB.

National Champions United States.

A. H. Soden, President.

Frank G. Selee, Manager.

Games won, 102; lost, 48. Per cent., .680.

	No. Games	P.C. Won	Field. P.C.	Bat. P.C.
J. E. Stivetts, p.	47	.702	.771	.300
J. E. Stivetts, o.f.	17	....	.889	....
C. A. Nichols, p.	51	.686	.780	.206
H. E. Staley, p.	35	.686	.835	.134
J. G. Clarkson, p.	16	.563	.817	.171
C. W. Bennett, c.	32	....	.969	.201
C. W. Ganzel, c.	49	....	.890	.270
M. J. Kelly, c.	68	....	.858	.201
T. J. Tucker, lb.	148	....	.974	.281
Jos. Quinn, 2b.	142	....	.951	.219
W. H. Nash, 3b.	135	....	.895	.265
H. C. Long, ss.	142	....	.888	.286
R. L. Lowe, lf.	89	....	.914	.244
Hugh Duffy, cf.	146	....	.924	.302
T. F. McCarthy, rf.	152	....	.880	.244
<b>Boston Team</b>	<b>150</b>	<b>.680</b>	<b>.880</b>	<b>.253</b>

1893.

## THE BOSTON CLUB.

National Champions United States.

A. H. Soden, President.

Frank G. Selee, Manager.

Games won, 86; lost, 43. Per cent., .667.

	No. Games	P.C. Won	Field. P.C.	Bat. P.C.
C. A. Nichols, p.	46	.696	.917	.239
H. Gastright, p.	16	.750	.797	.185
H. E. Staley, p.	31	.655	.747	.280
J. F. Stivetts, p.	30	.636	.894	.309
C. W. Bennett, c.	58	....	.912	.218
C. W. Ganzel, c.	37	....	.908	.282
W. H. Merritt, c.	33	....	.833	.363
T. J. Tucker, lb.	121	....	.979	.299
R. L. Lowe, 2b.	116	....	.935	.316
W. H. Nash, 3b.	128	....	.913	.304
H. C. Long, ss.	124	....	.886	.294
Cliff Carroll, lf.	120	....	.919	.234
Hugh Duffy, cf.	131	....	.958	.378
T. F. McCarthy, rf	107	....	.905	.360
<b>Boston Team</b>	<b>131</b>	<b>.667</b>	<b>.926</b>	<b>.304</b>

1894.

## THE BALTIMORE CLUB.

National Champions United States.

Edward Hanlon, President and Mgr.

Games won, 89; lost, 39. Per cent., .695.

	No. Games	P.C. Won	Field. P.C.	Bat. P.C.
J. McMahon, p.	33	.758	.869	.286
W. V. Hawke, p.	25	.640	.887	.301
W. Gleason, p.	21	.714	.841	.342
C. H. Esper, p.	11	.818	.929	.239
W. Robinson, c.	106	....	.914	.348
W. J. Clarke, c.	22	....	.856	.270
D. Brouthers, lb.	123	....	.975	.344
H. Reitz, 2b.	100	....	.966	.306
F. Bonner, 2b.	24	....	.909	.301
J. J. McGraw, 3b.	117	....	.895	.340
H. Jennings, ss.	128	....	.928	.332
J. Kelly, lf.	129	....	.951	.391
W. Brodie, cf.	129	....	.944	.869
W. Keeler, rf.	127	....	.928	.367
<b>Baltimore Team</b>	<b>128</b>	<b>.695</b>	<b>.914</b>	<b>.343</b>

1895.

**THE BALTIMORE CLUB.**

National Champions United States.

Edward Hanlon, President and Mgr.

Games won, 87; lost, 43. Per cent., .669

	No. Games Won	P.C.	Field. P.C.	Bat. P.C.
W. Hoffer, p....	37	.784	.933	.216
A. Clarkson, p... 17	.765	.805	.120	
G. Hemming, p... 33	.545	.852	.290	
C. H. Esper, p... 22	.429	.809	.168	
J. McMahon, p... 14	.714	.771	.302	
W. Robinson, c... 74	....	.952	.264	
W. Clarke, c..... 57	....	.926	.297	
G. Carey, 1b..... 121	....	.990	.271	
H. Reitz, 2b..... 46	....	.937	.281	
H. Reitz, 3b..... 17	....	.881	....	
W. Gleason, 2b... 85	....	.911	.323	
J. J. Graw, 3b.... 93	....	.880	.374	
H. Jennings, ss.. 131	....	.943	.386	
J. Kelley, lf..... 131	....	.939	.370	
W. Brodie, cf.... 130	....	.961	.365	
W. Keeler, rf.... 131	....	.957	.394	
Baltimore Team	130	.669	.903	.330

1896.

**THE BALTIMORE CLUB.**

National Champions United States.

Edward Hanlon, President and Mgr.

Games won, 90; lost, 39. Per cent., .698.

	No. Games Won	P.C.	Field. P.C.	Bat. P.C.
W. Hoffer, p... 35	.823	.878	.301	
Chas. Esper, p... 19	.789	.875	.181	
Arlie Pond, p... 24	.714	.806	.243	
J. McMahon, p... 20	.619	.850	.126	
G. Hemming, p... 25	.563	.891	.261	
W. Robinson, c... 66	....	.919	.354	
W. Clarke, c..... 64	....	.905	.290	
J. J. Doyle, 1b... 118	....	.973	.345	
H. Reitz, 2b..... 116	....	.956	.283	
J. B. Donnelly, 3b 104	....	.902	.330	
J. J. McGraw, 3b, 18	....	.833	.356	
H. Jennings, ss.. 129	....	.926	.397	
Jos. Kelley, lf... 130	....	.955	.370	
W. Brodie, cf.... 132	....	.971	.294	
W. Keeler, rf.... 127	....	.973	.392	
Baltimore Team	129	.698	.903	.332

1897.

**THE BOSTON CLUB.**

National Champions United States.

A. H. Soden, President.

Frank G. Selee, Manager.

Games won, 93; lost, 39. Per cent., .705.

	No. Games Won	P.C.	Field. P.C.	Bat. P.C.
C. A. Nichols, p... 41	.732	.872	.264	
F.A. Klobedanz, p 38	.729	.828	.316	
E. M. Lewis, p... 32	.645	.806	.254	
J. E. Stivetts, p. 16	.625	.953	.388	
J. E. Stivetts, rf. 26	....	.940	....	
M. Bergen, c..... 82	....	.928	.247	
C. W. Ganzel, c.. 26	....	.908	.274	
Fred Lake, c..... 16	....	.898	.246	
F. Tenney, 1b... 128	....	.988	.325	
R. M. Lowe, 2b.. 121	....	.953	.314	
J. J. Collins, 3b.. 132	....	.931	.346	
H. C. Long, ss... 106	....	.908	.327	
Robt. Allen, ss... 32	....	.910	.309	
Hugh Duffy, lf.. 127	....	.958	.341	
W. Hamilton, cf. 125	....	.953	.344	
Chas. Stahl, rf... 111	....	.935	.359	
Geo. Yeager, rf.. 26	....	....	.239	
Boston Team..	132	.705	.917	.323

1898.

**THE BOSTON CLUB.**

National Champions United States.

A. H. Soden, President.

Frank G. Selee, Manager.

Games won, 102; lost, 47. Per cent., .685.

	No. Games Won	P.C.	Field. P.C.	Bat. P.C.
E. M. Lewis, p... 34	.757	.841	.279	
C. A. Nichols, p. 43	.707	.852	.252	
F.A. Klobedanz, p 32	.656	.883	.213	
V. G. Willis, p... 38	.631	.870	.147	
M. Bergen, c..... 119	....	.934	.289	
Geo. Yeager, c... 36	....	.911	.263	
F. Tenney, 1b... 117	....	.982	.335	
R. M. Lowe, 2b.. 147	....	.952	.272	
J. J. Collins, 3b.. 149	....	.935	.337	
H. C. Long, ss... 142	....	.927	.275	
Hugh Duffy, lf.. 149	....	.949	.319	
W. Hamilton, cf. 109	....	.898	.367	
Chas. Stahl, rf... 125	....	.959	.311	
Chas. Hickman... 17	....	....	.259	
J. E. Stivetts... 27	....	....	.252	
Boston Team... 149	.685	.915	.300	

1899.

## THE BROOKLYN CLUB.

National Champions United States.

Chas. H. Ebbets, President.

Edward Hanlon, Manager.

Games won, 88; lost, 42, Percent., .677.

	No. P.C. Field.		Bat.
	Games Won	P.C. P.C.	
James Hughes, p.	34	.823	.881
W. Kennedy, p.	95	.676	.825
John Dunn, p.	38	.648	.937
J. McJames, p.	33	.567	.796
Chas. Farrell, c.	81	....	.942
J. McGuire, c.	99	....	.805
Doc McGinn, lb.	138	....	.986
H. Jennings, lb.	61	....	.984
J. Anderson, lb.	41	....	.983
J. Anderson, rf.	71	....	.927
T. P. Daly, 2b.	143	....	.929
James Casey, 3b.	145	....	.887
Wm. Dahlen, ss.	116	....	.937
Joseph Kelly, lf.	144	....	.976
W. Keeler, cf.	143	....	.970
F. A. Jones, rf.	95	....	.946
Brooklyn Team	148	.682	.928

1900.

## THE BROOKLYN CLUB.

National Champions United States.

Chas. H. Ebbets, President.

Edward Hanlon, Manager.

Games won, 82; lost, 54, Percent., .603.

	No. P.C. Field.		Bat.
	Games Won	P.C. P.C.	
J. McGinnity, p.	41	.769	.875
W. Kennedy, p.	36	.600	.919
Frank Kitson, p.	70	.517	.848
Chas. Farrell, c.	33	....	.911
J. McGuire, c.	68	....	.909
H. Jennings, lb.	110	....	.984
T. P. Daly, 2b.	95	....	.926
E. DeMontrev'e, 2b	47	....	.956
L. Cross, 3b.	133	....	.941
Wm. Dahlen, ss.	134	....	.942
Joseph Kelley, lf.	78	....	.955
Joseph Kelley, lb.	28	....	.992
J. Sheekard, lf.	75	....	.934
W. Keeler, cf.	136	....	.947
F. A. Jones, rf.	136	....	.959
Brooklyn Team	136	.603	.933

1901.

## THE PITTSBURG CLUB.

National Champions United States.

Barney Dreyfuss, President.

Fred Clarke, Mgr. and Capt.

Games won, 90; lost, 49, Percent., .647.

	No. P.C. Field.		Bat.
	Games Won	P.C. P.C.	
Sam Leaver, p.	19	.737	.966
Jack Chesbro, p.	33	.700	.922
J. Tannehill, p.	40	.643	.807
Chas. Phillippe, p.	33	.643	.962
C. L. Zimmer, c.	67	....	.959
J. O'Connor, c.	56	....	.949
Geo. Yeager, c.	19	....	.906
W. Bransfield, lb.	139	....	.981
C. C. Ritchey, 2b.	139	....	.944
T. Leach, 3b.	90	....	.908
Fred Ely, ss.	62	....	.924
J. Wagner, ss.	61	....	.920
J. Wagner, lf.	54	....	.977
Fred Clarke, cf.	127	....	.967
C. H. Beaumont, cf	132	....	.939
Harry Davis, rf.	113	....	.962
Ed. Poole.	23	....	.287
Pittsburg Team	139	.647	.951

1902.

## THE PITTSBURG CLUB.

National Champions United States.

Barney Dreyfuss, President.

Fred Clarke, Manager and Capt.

Games won, 103; lost, 36, Percent., .741.

	No. P.C. Field.		Bat.
	Games Won	P.C. P.C.	
Jack Chesbro, p.	33	.818	.945
Edw. Doheny, p.	21	.800	.911
J. Tannehill, p.	27	.769	.970
Sam Leever, p.	26	.696	.963
Chas. Phillippe, p.	30	.690	.955
H. Smith, c.	49	....	.958
C. L. Zimmer, c.	40	....	.960
J. O'Connor, c.	39	....	.955
J. Wagner, lb.	100	....	.986
J. Wagner, ss.	31	....	.988
J. Wagner, rf.	45	....	.880
C. C. Ritchey, 2b.	114	....	.992
James Burke, 2b.	28	....	.965
James Burke, rf.	15	....	.892
T. Leach, 3b.	135	....	.941
W. Conroy, ss.	93	....	.925
Fred Clarke, lf.	114	....	.929
C. Beaumont, cf.	131	....	.962
Harry Davis, rf.	69	....	.972
J. D. Sebring.	19	....	.357
Pittsburg Team	138	.741	.956



1903.

**THE PITTSBURG CLUB.**

National Champions United States.

Barney Drayfuss, President.

Fred Clarke, Manager.

Games won, 91; lost, 43. Per cent., .650

	No. Games	P. C.	Field	Bat.
	Won	P. C.	P. C.	P. C.
Sam Loeffer, p...	36	.781	.957	.165
C. Philippe, p...	36	.735	.962	.210
E. Doherty, p...	27	.667	.912	.309
W. Kennedy, p...	18	.600	.969	.362
Edw. Phelps, c...	74	....	.950	.292
Henry Smith, c...	60	....	.952	....
W. Bransfield, lb.	127	....	.981	.265
C. C. Ritchey, 2b.	137	....	.961	.227
T. Leach, 3b...	127	....	.879	.299
J. Wagner, ss...	111	....	.933	.355
Otto Kruger, ss	29	....	.884	.246
Otto Kruger, lf.	28	....	.948	....
Fred Clarke, lf.	101	....	.962	.351
C. Beaumont, cf.	141	....	.943	.341
J. D. Sebring, rf.	124	....	.927	.277
<b>Pittsburg Team.</b>	<b>140</b>	<b>.650</b>	<b>.893</b>	<b>.292</b>

1905.

**THE NEW YORK CLUB.**

National Champions United States.

John T. Brush, President.

John J. McGraw, Manager.

Games won, 105; lost, 43. Per cent., .686.

	No. Games	P. C.	Field	Bat.
	Won	P. C.	P. C.	P. C.
C. Mathewson, p.	40	.775	.979	.236
Leon Ames, p...	30	.733	.942	.144
Geo. Willse, p...	21	.714	.963	.273
L. Taylor, p...	25	.640	.933	.130
L. Taylor, p...	26	.538	.911	.233
J. McGinnity, p.	37	....	.970	.302
H. Bresnahan, c.	87	....	.932	.269
F. Bowerman, c.	72	....	.968	....
F. Bowerman, lb.	17	....	.991	.299
Dan McGinn, lb.	136	....	.973	.130
Wm. Clarke, lb.	15	....	.947	.247
W. O. Gilbert, 2b.	115	....	.915	.259
Sam Strang, 2b.	47	....	.911	....
Sam Strang, cf.	38	....	.932	.246
A. Devlin, 3b.	153	....	.943	.242
Wm. Dahlen, ss.	147	....	.960	.219
Sam Mertes, lf.	150	....	.915	.293
Geo. Browne, rf.	127	....	.934	.256
M. Donlin, cf...	150	....	....	....
<b>New York Team</b>	<b>155</b>	<b>.663</b>	<b>.959</b>	<b>.273</b>

1904.

**THE NEW YORK CLUB.**

National Champions United States.

John T. Brush, President.

John J. McGraw, Manager.

Games won, 106; lost, 47. Per cent., .693.

	No. Games	P. C.	Field	Bat.
	Won	P. C.	P. C.	P. C.
J. McGinnity, p.	51	.814	.923	.176
Geo. Willse, p...	24	.813	.929	.224
C. Mathewson, p.	43	.733	.951	.226
L. Taylor, p...	37	.593	.991	.157
Leon Ames, p...	16	.400	.896	.125
J. J. Warner, c...	86	....	.973	.190
F. Bowerman, c.	79	....	.969	.232
Dan McGinn, lb.	141	....	.990	.233
W. O. Gilbert, 2b.	146	....	.946	.253
A. Devlin, 3b...	130	....	.967	.231
John Dunn, 3b...	23	....	.914	.309
Wm. Dahlen, ss.	145	....	.930	.262
Sam Mertes, lf.	147	....	.956	.276
R. Bresnahan, cf.	93	....	.954	.284
Geo. Browne, rf.,	149	....	.925	.263
<b>New York Team.</b>	<b>157</b>	<b>.693</b>	<b>.972</b>	<b>.262</b>

1906.

**THE CHICAGO CLUB.**

National Champions United States.

Chas. W. Murphy, President.

Frank L. Chance, Manager.

Games won, 116; lost, 36. Per cent., .763.

	No. Games	P. C.	Field	Bat.
	Won	P. C.	P. C.	P. C.
Edw. Reulbach, p.	33	.826	.968	.157
M. Brown, p...	36	.813	.980	.204
Carl Lundgren, p.	27	.739	.984	.179
Jack Pfeister, p.	31	.724	.932	.043
Orval Overall, p.	31	.677	.933	.179
John Kling, c...	96	....	.932	.312
P. Moran, c...	61	....	.979	.252
Frank Chance, lb.	136	....	.969	.319
A. Hoffman, lb.	29	....	.990	.356
A. Hoffman, rf.	21	....	.976	....
John Evers, 2b.	152	....	.947	.255
H. Steinfeldt, 3b.	150	....	.944	.253
J. Tinker, ss	147	....	.986	.262
Jas. Sheppard, lf.	119	....	.975	.281
F. Schulte, rf.	146	....	.976	.239
Jas. Slagle, cf.	127	....	....	....
<b>Chicago Team</b>	<b>154</b>	<b>.765</b>	<b>.969</b>	<b>.262</b>

1907.

## THE CHICAGO CLUB.

National Champions United States.

Chas. W. Murphy, President.

Frank L. Chance, Manager.

Games won, 107; lost, 45. Per cent., .704.

	No. Games Won	P. C.	Field P. C.	Bat. P. C.
E. Reulbach, p...	27	.810	.930	.175
M. Brown, p....	34	.769	.990	.153
Orval Overall, p.	36	.742	.968	.213
Carl Lundgren, p	28	.720	.984	.106
Jack Pfeister, p.	30	.609	.881	.094
C. Fraser, p.....	22	.615	.942	.067
J. Taylor, p.....	18	.583	1.000	.191
John Kling, c....	98	....	.987	.284
P. Moran, c.....	59	....	.973	.227
Frank Chance, 1b	109	....	.992	.293
G. E. Howard, 1b	33	....	.972	.253
A. Hofman, 1b...	18	....	.990	.268
A. Hofman, ss....	42	....	.921	....
A. Hofman, lf....	23	....	.958	....
A. Hofman, rf....	35	....	.948	....
John Evers, 2b...	151	....	.964	.250
H. Steinfeldt, 3b.	151	....	.967	.266
J. Tinker, ss....	113	....	.939	.221
J. Sheckard, lf...	142	....	.975	.267
James Slagle, cf.	132	....	.961	.258
Frank Schulte, rf.	91	....	.972	.287
<b>Chicago Team</b>	<b>155</b>	<b>.704</b>	<b>.967</b>	<b>.250</b>

1908.

## THE CHICAGO CLUB.

National Champions United States.

Chas. W. Murphy, President.

Frank L. Chance, Manager.

Games won, 99; lost, 55. Per cent., .643.

	No. Games Won	P. C.	Field P. C.	Bat. P. C.
E. Reulbach, p...	46	.774	.929	.232
M. Brown, p....	44	.763	1.000	.207
Orval Overall, p..	37	.577	.928	.129
Chas. Fraser, p..	26	.650	.987	.120
John Pfeister, p..	33	.545	.972	.101
Carl Lundgren, p.	23	.400	.976	.149
A. Coakley, p....	36	.357	.941	.085
John Kling, c....	117	....	.979	.276
P. Moran, c.....	45	....	.968	.260
Frank Chance, 1b.	126	....	.989	.272
A. Hofman, 1b...	37	....	.972	.243
John Evers, 2b...	122	....	.960	.300
A. Hofman, 2b...	22	....	.941	.243
H. Zimmermann, 2b	20	....	.923	.292
H. Steinfeldt, 3b.	150	....	.940	.241
Jos. Tinker, ss...	157	....	.958	.266
James Slagle, lf..	26	....	.963	.222
J. Sheckard, lf...	115	....	.955	.231
James Slagle, cf.	75	....	.981	.222
G. E. Howard, cf.	30	....	.964	.279
A. Hofman, cf....	50	....	.955	.243
Frank Schulte, rf.	89	....	.932	.236
G. E. Howard, rf.	51	....	.966	.279
<b>Chicago Team</b>	<b>157</b>	<b>.643</b>	<b>.969</b>	<b>.249</b>

1909.

## THE PITTSBURG CLUB.

National Champions United States.

Barney Dreyfuss, President.

Frederick T. Clarke, Manager.

Games won, 110; lost, 42. Per cent., .724.

	No. Games	P. C. Won	Field P. C.	Bat. P. C.
S. Leever, p.....	19	.889	1.000	.167
H. Camnitz, p.....	41	.806	.973	.133
C. B. Adams, p.....	25	.800	.919	.051
C. Phillippe, p.....	22	.727	1.000	.071
A. P. Leifield, p.....	32	.704	.952	.192
V. Willis, p.....	39	.667	.953	.136
N. Maddox, p.....	81	.619	.968	.224
G. C. Gibson, c.....	150	....	.983	.265
W. Abstein, 1b.....	135	....	.982	.260
J. B. Miller, 2b.....	150	....	.953	.279
R. Byrne, 3b.....	151	....	.929	.226
E. J. Abbatichio, ss.....	18	....	.965	.230
J. Wagner, ss.....	136	....	.940	.339
F. T. Clarke, lf.....	152	....	.987	.287
T. W. Leach, cf.....	138	....	.969	.261
J. Wilson, rf.....	154	....	.957	.273
<b>H. J. Hyatt, f.....</b>	<b>40</b>	<b>....</b>	<b>....</b>	<b>.299</b>

## 1910. THE CHICAGO CLUB.

National Champions United States.

Chas. W. Murphy, President, Frank L. Chance, Manager.

Games won, 104; lost, 50. Per cent., .675.

	No. P.C. Field. Bat.					No. P.C. Field. Bat.			
	Games	Won	P.C.	P.C.		Games	Won	P.C.	P.C.
L. Cole, p.....	33	.833	.907	.231	A. F. Hofman, 1b	24	....	.978	.325
Orval Overall, p.	22	.667	1.000	.122	J. J. Evers, 2b...	125	....	.950	.263
M. Brown, p.....	46	.641	.962	.175	H. Zimmerman, 2b	32	....	.948	.284
L. Richie, p.....	32	.611	.946	.205	H. Zimmerman, 3b	23	....	.967	.284
E. Reulbach, p...	24	.600	.952	.107	H. Steinfeldt, 3b.	123	....	.946	.252
H. McIntire, p...	23	.591	.945	.258	J. Tinker, ss....	132	....	.942	.288
W. A. Foxen, p...	18	.500	.938	.160	H. Zimmerman, ss	26	....	.828	.284
J. Pfister, p.....	14	.500	.892	.091	J. P. Kane, f.....	18	....	1.000	.242
John Kling, c....	86	....	.979	.269	J. Sheekard, lf....	143	....	.976	.256
J. P. Archer, c...	49	....	.970	.259	A. F. Hofman, cf	110	....	.975	.325
J. P. Archer, 1b.	40	....	.975	.259	F. Schulte, rf....	150	....	.968	.301
F. L. Chance, 1b.	87	....	.996	.298	C. Beaumont, f...	56	....	.957	.267
F. Luderus, 1b...	36	....	.961	.254					

## 1911. THE NEW YORK CLUB.

National Champions United States.

John T. Brush, President, John J. McGraw, Manager.

Games won, 99; lost, 54. Per cent., .647.

	No. P.C. Field. Bat.					No. P.C. Field. Bat.			
	Games	Won	P.C.	P.C.		Games	Won	P.C.	P.C.
R. Marquard, p...	45	.774	.929	.163	L. Doyle, 2b.....	141	....	.944	.310
O. Crandall, p....	41	.750	.958	.239	A. Devlin, 3b....	79	....	.944	.273
C. Mathewson, p.	45	.667	.986	.196	A. Fletcher, 3b...	21	....	.944	.319
A. Raymond, p...	17	.600	.967	.200	C. Herzog, 3b....	69	....	.931	.290
G. Wiltse, p.....	30	.571	.940	.188	A. Bridwell, ss...	127	....	.929	.279
L. Ames, p.....	34	.524	.916	.094	A. Fletcher, ss...	74	....	.926	.319
L. Drucke, p.....	15	.500	.964	.087	B. Becker, rf....	55	....	.975	.262
J. T. Meyers, c...	128	....	.979	.332	F. Snodgrass, cf.	149	....	.973	.294
A. Wilson, c.....	64	....	.963	.303	J. Murray, rf....	131	....	.954	.291
F. Merkle, 1b....	178	....	.985	.283	J. Devore, lf.....	149	....	.934	.280

## 1912. THE NEW YORK CLUB.

National Champions United States.

John T. Brush, President, John J. McGraw, Manager.

Games won, 103; lost, 48. Per cent., .682.

	No. P.C. Field. Bat.					No. P.C. Field. Bat.			
	Games	Won	P.C.	P.C.		Games	Won	P.C.	P.C.
C. Mathewson, p.	43	.657	.957	.264	L. Doyle, 2b.....	143	....	.948	.330
R. Marquard, p...	43	.703	.984	.219	A. Fletcher, ss...	129	....	.927	.282
L. Ames, p.....	33	.688	.963	.224	C. Herzog, 3b....	140	....	.942	.263
G. Wiltse, p.....	28	.600	1.000	.326	H. Groh, ss.....	27	....	....	.271
C. Tesreau, p....	36	.708	.935	.146	A. Shafer, ss.-3b.	78	....	.879	.288
O. Crandall, p...	50	.650	.957	.313	J. Devore, lf....	106	....	.918	.275
J. T. Meyers, c...	126	....	.973	.358	F. Snodgrass, cf.	116	....	.948	.269
A. Wilson, c.....	65	....	.960	.289	J. Murray, rf....	143	....	.968	.277
G. Hartley, c....	25	....	.960	.235	B. Becker, cf.-rf.	125	....	.958	.264
F. Merkle, 1b....	129	....	.980	.309	G. Burns, lf.....	29	....	1.000	.294
F. Snodgrass, 1b.	146	....	.977	.269	H. McCormick, rf.	42	....	....	.333

1913.

## THE NEW YORK CLUB.

National Champions United States.

H. N. Hempstead, President.

John J. McGraw, Manager.

Games won, 101; lost, 51. Per cent., .664.

	No.				Rat.		No.				Rat.
	Games	P.C.	Field	P.C.			Games	P.C.	Field	P.C.	
C. Mathewson, p.	49	.684	.974	184	*H. Crah, 2b	121	....	.968	281		
R. Marquard, p.	42	.677	.962	238	A. Shafer, 2b-St-ss	122	....	.915	287		
*A. Young, p.	35	.647	1.000	163	A. Shafer, cf	15	....	.933	....		
†O. Cranford, p.	48	....	1.000	306	C. Herzog, 3b	96	....	.947	236		
*L. Ames, p.	39	.651	.986	111	*E. Grant, 3b	54	....	.940	211		
A. Demaree, p.	31	.765	.975	110	A. Fletcher, ss	136	....	.932	297		
C. Tesreau, p.	41	.627	.974	221	J. Devore, f	105	....	.919	264		
‡G. White, p.	20	....	.947	238	G. Burns, lf-rf	150	....	.968	236		
J. T. Meyers, c.	129	....	.967	110	F. Snodgrass, cf	141	....	.968	291		
†J. B. McLean, c.	78	....	.970	286	J. Murray, rf-lf	147	....	.965	267		
G. Hartley, c.	29	....	.978	311	H. McCormack, rf	57	....	.909	275		
A. Wilson, c.	54	....	.965	136	C. Cooper, cf.	27	....	.896	300		
F. Merkle, 1b	153	....	.986	267	J. Thorpe	19	....	....	148		
L. Doyle, 2b	132	....	.955	280							

\*Including Cincinnati record. †Including St. Louis record. ‡Pitched less than five complete games. §Including Cincinnati and Philadelphia record. ¶Played in the field in less than fifteen games. During the season Devore, Ames and Crah were released to Cincinnati. Devore subsequently going to Philadelphia. Crandall was released to St. Louis, but almost immediately re-joined the New Yorks.

1914.

## THE BOSTON CLUB.

National Champions United States.

James E. Gaffney, President.

George T. Stallings, Manager.

Games won, 84; lost, 59. Per cent., .584.

	Aver.				Rat.		Aver.				Rat.
	Games	E.R.	Field	P.C.			Games	E.R.	Field	P.C.	
E. Coereham, p.	15	4.80	.875	100	G. Whitted, 2b	16	....	.938	....		
†E. Cottrell, p.	12	....	....	....	O. J. Ducey, 2b	16	....	.891	198		
R. Crutcher, p.	38	3.45	.961	148	*J. C. Smith, 3b	150	....	.937	272		
G. A. Davis, Jr. p.	16	....	....	....	†J. C. Martin, 3b	26	....	.949	244		
†T. Griffith, f.	16	....	....	104	W. J. Maranz, lf-ss	156	....	.938	245		
†Otto Hess, p.	31	....	....	28	C. A. Deal, 3b	79	....	.948	210		
W. L. James, p.	49	1.90	.898	256	*J. H. Moran, rf	145	....	.950	244		
†H. Perdne, p.	31	3.56	.956	145	J. Connolly, lf.	120	....	.974	306		
R. Rudolph, p.	43	2.96	.978	121	†T. Cather, f.	89	....	.966	267		
P. Strand, p.	18	2.45	.823	539	J. Devore, f.	81	....	.925	249		
G. Tyler, p.	35	2.69	.935	202	L. W. Gilbert, f.	72	....	.979	268		
H. Gowdy, c.	128	....	.968	243	L. Mann, f.	126	....	.962	247		
*F. A. Mitchell, c.	....	....	....	....	J. Murray, f.	89	....	.941	232		
R. Whaling, c.	60	....	.981	239	O. J. Ducey, f.	16	....	.933	....		
C. J. Schmidt, 1b	147	....	.930	285	W. Collins, f.	27	....	.917	257		
J. J. Evers, 2b	139	....	.976	279	†G. Whitted, f.	86	....	.957	243		

\*Including Brooklyn record. †Including Cincinnati record. ‡Including Philadelphia batting record. §Including St. Louis batting record. ¶Played in the field in less than fifteen games. ††Played less than fifteen games.

Percentage Games Won—James, 788; Strand, 750; Rudolph, 730; Tyler, 558; Crutcher, 458; Perdne, 438; Coereham, 429.

1915.

THE PHILADELPHIA CLUB

National Champions United States.

William F. Baker, President.

Patrick J. Moran, Manager.

Games won, 90; lost, 62. Per cent., .592

Aver.  
No. E.R. Field. Bat.  
Games Pr.G. P.C. P.C.

G. Alexander, p.	49	1.12	.979	.124
S. Baumgartner, p.	16	0.44	.922	.268
Geo. Chalmers, p.	28	0.45	.868	.199
A. W. Demaree, p.	30	0.74	1.000	.176
*G. McQuillan, p.	32	0.70	.946	.173
Eppa Rixey, p.	32	0.33	.921	.161
Ed. Tincup, p.	11	...	...	...
E. J. Mayer, p.	43	0.38	.978	.220
E. B. Adams, c.	24	...	.974	.211
E. J. Burns, c.	67	...	.921	.201
W. Killefer, c.	105	...	.972	.228
†O. J. Dugay, ..	45	...	...	...
Fred Luders, 1b.	142	...	.936	.235
J. A. Niehoff, 2b.	145	...	.945	.238
M. J. Stock, 2b.	73	...	.971	.242
D. J. Bancroft, ss.	133	...	.928	.224
R. M. Byrne, 3b.	195	...	.959	.230
Reals Becker, †	112	...	.945	.246
C. C. Cravath, †	150	...	.945	.226
G. H. Paskert, †	149	...	.973	.244
G. B. Whitford, †	128	...	.978	.227
Harry Welser, †	37	...	.887	.141

1916.

THE BROOKLYN CLUB.

National Champions United States.

Charles H. Ebbets, President.

Wilbert Robinson, Manager.

Games won, 84; lost, 61. Per cent., .579

Aver.  
No. E.R. Field. Bat.  
Games Pr.G. P.C. P.C.

E. Appleton, p.	14	0.86	...	...
L. Cheney, p.	41	1.32	.967	.114
J. Coombs, p.	37	0.36	1.000	.124
W. G. Dell, p.	37	0.26	.974	.201
P. Marquard, p.	28	1.22	.951	.145
F. Pfeiffer, p.	41	1.12	.971	.173
S. Smith, p.	36	0.34	...	...
L. McCarty, c.	51	...	.962	.228
J. Meyers, c.	24	...	.974	.147
O. Miller, c.	69	...	.968	.226
J. Daubert, 1b.	128	...	.936	.198
F. Merkle, 1b.	157	...	.936	.198
L. McCarty, 1b.	17	...	.961	.128
C. Outshaw, 2b.	154	...	.936	.198
C. Gen, 3b.	29	...	.916	.175
H. Mowrey, ss.	141	...	.920	.174
Ivan Olson, ss.	138	...	.926	.180
O. Mara, ss.	51	...	.924	.133
H. Johnston, †	136	...	.924	.133
H. H. Myers, †	136	...	.928	.136
C. Siengel, †	121	...	.926	.133
E. Wheat, †	149	...	.975	.216

\*Including Pittsburg record. †Played in the field less than fifteen games. ‡Played less than fifteen games. Percentage games won (unofficial)—Alexander, .756; Mayer, .888; Demaree, .800; McQuillan, .428; Rixey, .473; .533; Chalmers, .472; Baumgartner, .000.

\*Including New York record. †Played in the field less than fifteen games. ‡Percentage games won—Pfeiffer, .694; Marquard, .584; Coombs, .618; Cheney, .580; Smith, .582; Dell, .571; Appleton, .533.

1917.

THE NEW YORK CLUB.

National Champions United States.

H. N. Hempstead, President.

John J. McGraw, Manager.

Games won, 88; lost, 55. Per cent., .616.

Aver.  
No. E.R. Field. Bat.  
Games Pr.G. P.C. P.C.

*F. Anderson, p.	37	1.44	.973	.071
J. C. Benton, p.	36	0.29	.852	.167
*A. Demaree, p.	32	0.57	1.000	.119
W. Perritt, p.	35	1.28	.974	.157
H. Sallee, p.	24	2.14	1.000	.221
F. Schupp, p.	38	1.85	.967	.161
C. Tesreau, p.	25	3.06	.920	.139
G. Gibson, c.	35	...	.986	.171
L. McCarty, c.	24	...	.929	.247
W. Rariden, c.	190	...	.971	.211
SE. Krueger, c.	33	...	.880	.242
W. Holke, 1b.	158	...	.989	.271
James Smith, 2b.	49	...	.971	.229

Aver.  
No. E.R. Field. Bat.  
Games Pr.G. P.C. P.C.

*F. Kilduff, 2b.	36	...	.965	.125
C. L. Herzog, 2b.	116	...	.976	.120
H. Zimmerman, 3b.	148	...	.977	.123
J. Lobert, 3b.	21	...	.926	.120
A. Fletcher, ss.	151	...	.976	.120
*F. Kilduff, ss.	56	...	.927	.120
R. Kauf, †	153	...	.976	.120
G. Burns, †	152	...	.974	.120
W. G. Thompson, †	37	...	.966	.123
D. Robertson, †	140	...	.945	.124
J. Wilhoit, †	66	...	.921	.122
G. Kelly, ..	19	...	...	...
John Murray, ..	22	...	...	...

\*Including Chicago record. †Including Cincinnati record. ‡Including Boston record. §Including Brooklyn record. ¶Played in the field less than fifteen games. ¶ Only pitched eight full games. Percentage games won—Schupp, .750; Sallee, .720; Perritt, .708; Benton, .628; Tesreau, .619; Anderson, .590; Demaree, .321.

1918.

## THE CHICAGO CLUB.

National Champions United States.

Charles H. Weeghman, President.

Fred Mitchell, Manager.

Games won, 84; lost, 45. Per cent., .651.

	Aver.					Aver.			
	No. Games	E. PrG.	R. Field. P.C.	Bat. P.C.		No. Games	E. PrG.	R. Field. P.C.	Bat. P.C.
*B. Aldrich, p...	....	....	....	....	R.O'Farrell, c....	38	....	.974	.283
*G.C. Alexander, p.	3	....	....	....	F. C. Merkle, 1b.	129	....	.990	.297
P. Carter, p.....	21	2.71	1.000	.240	P. Kilduff, 2b....	30	....	.935	.234
P. B. Douglas, p..	25	2.12	.970	.255	C. Pick, 2b.....	20	....	.964	.326
C. R. Hendrix, p.	32	2.78	.976	.264	R. Zeider, 2b....	72	....	.953	.223
*E. G. Martin, p.	9	....	....	....	Chas. Deal, 3b...	116	....	.942	.239
*Napier, p.....	1	....	....	....	C. Hollocher, ss..	131	....	.929	.316
Geo. Tyler, p....	33	2.01	.972	.210	T. Barker, f.....	27	....	.940	.236
J. L. Vaughn, p.	35	1.74	.966	.240	Max Flack, f....	121	....	.978	.257
†J. R. Walker, p.	13	2.72	....	....	Leslie Mann, f...	123	....	.961	.288
*H. A. Weaver, p.	8	....	....	....	G. H. Paskert, f.	121	....	.980	.286
W. Killefer, c...	104	....	.982	.233					

\*Played in less than fifteen games. †Played in less than fifteen games in field.  
 Percentage games won—Hendrix, .741; Carter, .750; Vaughn, .688; Tyler, .679;  
 Douglas, .526.



## PITCHERS' RECORD OF VICTORIES.

Pitchers (who have pitched in 25 games or over) having the highest percentage of victories for each year in Championship Games, from 1871 to 1918, inclusive.

Year	Name.	Club.	No. of Games.	Per Cent. Won.
1871	Dick McBride.....	Athletics, Phila.....	25	.759
1872	A. G. Spalding.....	Boston.....	47	.830
1873	A. G. Spalding.....	Boston.....	60	.729
1874	A. G. Spalding.....	Boston.....	60	.717
1875	A. G. Spalding.....	Boston.....	63	.899
1876	A. G. Spalding.....	Chicago.....	60	.788
1877	Thomas Bond.....	Boston.....	49	.646
1878	Thomas Bond.....	Boston.....	59	.683
1879	John M. Ward.....	Providence.....	65	.702
1880	L. Corcoran.....	Chicago.....	56	.798
1881	L. Corcoran.....	Chicago.....	45	.667
1882	F. E. Goldsmith.....	Chicago.....	43	.655
1883	James E. Whitney.....	Boston.....	62	.643
1884	Charles Radbourn.....	Providence.....	74	.838
1885	John G. Clarkson.....	Chicago.....	70	.790
1886	C. B. Baldwin.....	Detroit.....	56	.750
1887	C. J. Ferguson.....	Philadelphia.....	35	.686
1888	Timothy J. Keefe.....	New York.....	50	.744
1889	John G. Clarkson.....	Boston.....	72	.736
1890	T. J. Lovett.....	Brooklyn.....	42	.727
1891	William Hutchinson.....	Chicago.....	63	.696
1892	John E. Stivetts.....	Boston.....	47	.702
1893	F. Killen.....	Pittsburgh.....	44	.772
1894	J. Meekin.....	New York.....	47	.790
1895	W. Hoffer.....	Baltimore.....	37	.784
1896	W. Hoffer.....	Baltimore.....	35	.823
1897	Amos Rusie.....	New York.....	37	.784
1898	E. M. Lewis.....	Boston.....	34	.757
1899	James Hughes.....	Brooklyn.....	34	.823
1900	Joseph McGinnity.....	Brooklyn.....	41	.769
1901	Jack Chesbro.....	Pittsburgh.....	33	.700
1902	Jack Chesbro.....	Pittsburgh.....	33	.818
1903	Sam Leever.....	Pittsburgh.....	36	.781
1904	Joseph McGinnity.....	New York.....	51	.814
1905	Sam Leever.....	Pittsburg.....	33	.800
1906	Edward Reulbach.....	Chicago.....	33	.826
1907	Edward Reulbach.....	Chicago.....	27	.810
1908	Edward Reulbach.....	Chicago.....	46	.774
1909	{ H. Camnitz.....	Pittsburgh.....	41	.806
	{ C. Mathewson.....	New York.....	37	
1910	L. Cole.....	Chicago.....	33	.833
1911	R. Marquard.....	New York.....	45	.774
1912	C. R. Hendrix.....	Pittsburgh.....	39	.727
1913	G. C. Alexander.....	Philadelphia.....	30	.733
1914	W. L. James.....	Boston.....	49	.788
1915	G. C. Alexander.....	Philadelphia.....	49	.756
1916	T. Hughes.....	Boston.....	40	.842
1917	F. Schupp.....	New York.....	36	.750
1918	C. R. Hendrix.....	Chicago.....	32	.741



# American League

## OFFICERS OF THE AMERICAN LEAGUE, 1900-1918.

### PRESIDENT.

Byron Bancroft Johnson has been the only president of the American League since its organization, being elected in 1900 for ten years, and re-elected February 15-16, 1910, for a period of twenty years.

Vice-President—Charles W. Somers (1900-1916); C. A. Comiskey (elected to succeed Mr. Somers, December 14, 1916).

### PRESIDENTS OF LEAGUE CLUBS.

#### No. 1. CHICAGO CLUB.

C. A. Comiskey, 1900-1918.

#### No. 2. INDIANAPOLIS CLUB.

W. H. Watkins, 1900 (one year).

#### No. 3. KANSAS CITY CLUB.

James H. Manning, 1900 (one year).

#### No. 4. BUFFALO CLUB.

James Franklin, 1900 (one year).

#### No. 5. MINNEAPOLIS CLUB.

Clarence Saulpaugh, 1900 (one year).

#### No. 6. MILWAUKEE CLUB.

Matt Killilea, 1900-1901 (two years).

#### No. 7. CLEVELAND CLUB.

John F. Kilfoyl, 1900-1909 (ten years); Charles W. Somers, 1910-1915 (six years); James C. Dunn, 1916-1918.

#### No. 8. DETROIT CLUB.

James D. Burns, 1900-1901 (two years); Samuel F. Angus, 1902-1903 (two years); W. H. Yawkey, 1904-1907 (four years); Frank J. Navin, 1908-1918.

#### No. 9. WASHINGTON CLUB.

Fred Postal, 1901-1903 (three years); Thomas J. Loftus, 1904 (one year); Thomas C. Noyes, 1905-1912 (eight years); Benjamin S. Minor, 1912-1918.

#### No. 10. BOSTON CLUB.

Charles W. Somers, 1901-1902 (two years); Henry J. Killilea, 1903 (one year); John I. Taylor, 1904-1911 (eight years); James R. McAleer, 1912-1913 (two years); Joseph J. Lannin, 1913-16 (four years); H. H. Frazee, 1917-1918.

#### No. 11. BALTIMORE CLUB.

Sidney W. Frank, 1901 (one year); John J. Mahon, 1902 (one year).

#### No. 12. PHILADELPHIA CLUB.

Benjamin F. Shibe, 1901-1918.

#### No. 13. ST. LOUIS CLUB.

Ralph Orthwein, 1902 (one year); R. L. Hedges, 1903-1915 (thirteen years); Phillip D. C. Ball, 1916-1918.

#### No. 14. NEW YORK CLUB.

Joseph W. Gordon, 1903-1906 (four years); Frank J. Farrell, 1907-1914 (eight years); Jacob Ruppert, 1915-1918.

## AMERICAN LEAGUE CHAMPIONSHIP WINNERS

For each year from the beginning of the American League, in 1900, to 1918, inclusive, together with the names of Club Officials and Players of each Championship Team, Club Statistics and Players' Averages. Compiled from the official records.

1900.					1902.				
THE CHICAGO CLUB.					THE ATHLETIC CLUB				
American League Champions U. S. Charles A. Comiskey, Pres. and Mgr. Games won, 82; lost, 53. Per cent., .607.					Philadelphia. American League Champions U. S. Benjamin F. Shibe, President. Connie Mack, Manager. Games won, 83; lost, 53. Per cent., .610.				
	No.	P.C.	Field.	Bat.		No.	P.C.	Field.	Bat.
	Games Won	P.C.	P.C.	P.C.		Games Won	P.C.	P.C.	P.C.
R. Denzer, p.....	36	.724	.950	.212	Fred Mitchell, p.	19	.384	.945	.180
C. Fisher, p.....	35	.581	.945	.225	Ed S. Plank, p...	36	.571	.939	.296
John Katoll, p...	37	.500	.937	.155	Ed Waddell, p...	33	.766	.927	.279
Roy Patterson, p.	29	.739	.898	.191	B. J. Hustings, p.	33	.714	.921	.169
Joe Sugden, c....	74	....	.974	.289	O. F. Schreck, c.	71	....	.957	.317
R. Buckley, c....	34	....	.968	.201	M. B. Powers, c.	68	....	.947	.271
P. Wood, c.....	28	....	.967	.307	Harry Davis, 1b.	128	....	.983	.308
Joe Sugden, 1b...	43	....	.984	....	D. Murphy, 2b...	76	....	.968	.313
Frank Isbell, 1b..	54	....	.979	.248	D. Fultz, 2b....	18	....	.939	....
R. Padden, 2b....	130	....	.952	.284	Louis Castro, 2b.	33	....	.920	.248
Fred Hartman, 3b	116	....	.876	.275	Lave Cross, 3b..	137	....	.947	.339
Frank Isbell, 3b..	15	....	.815	....	Monte Cross, ss.	137	....	.926	.207
F. Shugart, ss....	98	....	.906	.283	R. A. Seybold, rf.	136	....	.963	.317
Chas. O'Leary, ss.	26	....	.876	.163	D. Fultz, cf.....	111	....	.960	.300
W. E. Hoy, cf....	137	....	.976	.254	F. T. Hartsel, lf.	137	....	.936	.286
P. Dillard, lf....	16	....	.976	.193					
Frank Isbell, lf..	18	....	.967	....					
H. McFarland, rf.	120	....	.946	.241					
E. Shearon, rf....	114	....	.929	.277					
W. Brodie, lf....	64	....	.919	.262					
1901.					1903.				
THE CHICAGO CLUB.					THE BOSTON CLUB.				
American League Champions U. S. Charles A. Comiskey, President. Clark Griffith, Manager. Games won, 83; lost, 53. Per cent., .610.					American League Champions U. S. H. W. Killilea, President. James Collins, Manager. Games won, 91; lost, 47. Per cent., .656.				
	No.	P.C.	Field.	Bat.		No.	P.C.	Field.	Bat.
	Games Won	P.C.	P.C.	P.C.		Games Won	P.C.	P.C.	P.C.
Wiley Piatt, p....	24	.375	.952	.209	Wm. Dineen, p...	34	.656	.988	.190
Clark Griffith, p.	35	.774	.947	.300	T. Hughes, p...	32	.730	.966	.283
Roy Patterson, p.	40	.571	.942	.228	Denton Young, p.	40	.757	.946	.330
J. J. Callahan, p.	27	.714	.938	.344	N. R. Gibson, p.	25	.571	.944	.262
John Katoll, p...	27	.521	.912	.125	Geo. Winters, p.	23	.556	.942	.121
Joe Sugden, c....	43	....	.974	.283	Louis Criger, c...	96	....	.978	.197
W. D. Sullivan, c.	98	....	.967	.245	C. Stahl, c.....	26	....	.973	.279
Frank Isbell, 1b..	137	....	.980	.261	Chas. Farrell, c.	17	....	.958	.404
Sam Mertes, 2b..	132	....	.939	.280	G. LaChance, 1b.	141	....	.986	.258
F. Hartman, 3b..	120	....	.893	.315	Hobe Ferris, 2b.	141	....	.944	.250
E. Burke, 3b....	74	....	.807	.223	James Collins, 3b.	130	....	.943	.296
F. Shugart, ss....	107	....	.884	.251	Fred Parent, ss.	139	....	.934	.304
E. Burke, ss....	31	....	.860	.223	Charles Stahl, cf.	74	....	.965	.279
W. E. Hoy, cf....	131	....	.958	.293	John O'Brien, cf.	74	....	.959	.212
Fielder Jones, rf.	133	....	.933	.235	P. Dougherty, lf.	139	....	.957	.332
Ed McFarland, lf.	132	....	.953	.265	J. Freeman, rf..	141	....	.941	.285
Clar. Foster, util.	110	....	.934	.270					

1904.

**THE BOSTON CLUB.**

American League Champions U. S.

John I. Taylor, President.

James Collins, Manager.

Games won, 95; lost, 59. Per cent., .617.

	No. Games	P.C. Won	Field. P.C.	Bat. P.C.
J. Tannehill, p...	33	.656	.982	.205
W. Dineen, p....	37	.622	.977	.212
N. R. Gibson, p..	33	.548	.927	.065
Denton Young, p.	43	.619	.924	.211
Geo. Winters, p..	20	.667	.883	.114
Louis Criger, c...	95	....	.987	.217
Chas. Farrell, c..	56	....	.967	.219
G. LaChance, 1b.	157	....	.991	.231
Hobe Ferris, 2b..	156	....	.964	.221
James Collins, 3b.	156	....	.945	.265
Fred Parent, ss..	155	....	.924	.296
Charles Stahl, cf.	157	....	.967	.297
A. Selbach, lf....	146	....	.954	.263
J. Freeman, rf... 157	....	.925	.278	

1905.

**THE ATHLETIC CLUB**

Philadelphia.

American League Champions U. S.

Benjamin F. Shibe, President.

Connie Mack, Manager.

Games won 92; lost, 56. Per cent., .621.

	No. Games	P.C. Won	Field. P.C.	Bat. P.C.
Chas. Bender, p..	35	.621	.968	.217
E. S. Plank, p... 41	.667	.946	.231	
W. Henley, p... 25	.267	.935	.169	
A. J. Coakley, p..	34	.680	.907	.144
Ed. Waddell, p... 46	.730	.872	.172	
O. F. Schreck, c... 114	....	.984	.274	
M. R. Powers, c.. 52	....	.958	.152	
Harry Davis, 1b..	149	....	.986	.234
D. F. Murphy, 2b.	150	....	.956	.278
Lave Cross, 3b... 146	....	.928	.266	
Monte Cross, ss.. 76	....	.929	.270	
John Knight, ss.. 81	....	.895	.234	
R. A. Seybold, rf.	132	....	.983	.271
B. Lord, cf..... 60	....	.962	.239	
Dan Hoffman, cf.	117	....	.942	.262
F. T. Hartsel, lf.. 148	....	.937	.276	

1906.

**THE CHICAGO CLUB.**

American League Champions U. S.

Charles A. Comiskey, President.

Fielder Jones, Manager.

Games won, 93; lost, 58. Per cent., .616

	No. Games	P.C. Won	Field. P.C.	Bat. P.C.
Frank Owen, p.. 42	.629	.978	.136	
N. Altrock, p.... 33	.606	.970	.160	
Roy Patterson, p	22	.588	.965	.061
Frank Smith, p... 20	.500	.960	.293	
E. A. Walsh, p... 41	.567	.958	.141	
G. H. White, p... 23	.750	.922	.185	
F. Roth, c..... 15	....	.990	.195	
W. D. Sullivan, c	118	....	.974	.214
Jas. Hart, c..... 15	....	.935	.162	
J. Donohue, 1b... 154	....	.988	.257	
F. Isbell, 2b..... 132	....	.949	.279	
Gus Dundon, 2b.. 18	....	.921	.135	
Lee Tannehill, 3b.	92	....	.950	.175
Lee Tannehill, ss.	20	....	.938	....
Geo. A. Rohe, 3b.	57	....	.926	.258
George Davis, ss.	129	....	.946	.277
P. Dougherty, lf.	86	....	.987	.226
W. J. O'Neil, lf.. 93	....	.949	.248	
F. Jones, cf..... 144	....	.988	.230	
E. Hahn, rf..... 137	....	.952	.221	

1907.

**THE DETROIT CLUB.**

American League Champions U. S.

William H. Yawkey, President.

Hugh A. Jennings, Manager.

Games won, 92; lost, 58. Per cent., .613.

	No. Games	P.C. Won	Field. P.C.	Bat. P.C.
Wm. Donovan, p. 29	.862	.945	.266	
Ed. Killian, p.... 38	.658	.963	.320	
Ed. Siever, p.... 29	.655	.964	.154	
Geo. Mullin, p.... 40	.500	.961	.217	
E. Eubanks, p... 5	.400	.944	.129	
Chas. Schmidt, c.	104	....	.944	.244
Fred Payne, c... 53	....	.981	.166	
James Archer, c. 13	....	.975	.119	
C. Rossman, 1b... 153	....	.981	.277	
H. Schaefer, 2b.. 74	....	.961	.258	
H. Schaefer, ss.. 13	....	.951	....	
J. W. Downs, 2b.	80	....	.930	.219
J. W. Downs, o.f.	20	....	.933	....
Wm. Coughlin, 3b	134	....	.930	.243
C. O'Leary, ss... 138	....	.948	.241	
T. R. Cobb, rf... 150	....	.961	.350	
Sam Crawford, cf	144	....	.965	.323
D. Jones, lf..... 126	....	.971	.273	
M. McIntyre, lf.. 20	....	1.000	.284	
R. L. Lowe..... 17	....	....	.246	

1908.

## THE DETROIT CLUB.

American League Champions United States.

Frank J. Navin, President.

Hugh A. Jennings, Manager.

Games won, 90; lost, 63. Per cent., .588.

	No.	P.C.	Field.	Bat.		No.	P.C.	Field.	Bat.
	Games	Won	P.C.	P.C.		Games	Won	P.C.	P.C.
Wm. Donovan, p.	30	.720	.917	.159	H. Schaefer, 2b..	58	....	.949	.259
E. Summers, p...	40	.667	.940	.124	E. Killifer, 2b....	16	....	.956	.213
Ed. Killian, p....	28	.524	.966	.137	J. W. Downs, 2b.	82	....	.925	.221
Geo. Winter, p...	29	.208	.892	.164	H. Schaefer, 3b..	29	....	.952	.259
E. Willett, p.....	30	.652	.960	.164	Wm. Coughlin, 3b	119	....	.942	.215
E. Siever, p.....	11	.250	.913	.167	Chas. O'Leary, ss	64	....	.920	.251
Geo. Mullin, p...	55	.567	.961	.256	Owen Bush, ss...	20	....	.938	.294
Chas. Schmidt, c.	122	....	.951	.265	H. Schaefer, ss...	68	....	.913	.259
Fred Payne, c....	20	....	.954	.067	M. McIntyre, lf..	151	....	.977	.295
E. Thomas, c.....	40	....	.972	.307	D. Jones, lf.....	32	....	.960	.207
C. Rossman, 1b..	138	....	.981	.294	Sam Crawford, cf	134	....	.967	.311
Sam Crawford, 1b	17	....	.969	.311	Tyrus R. Cobb, rf.	150	....	.944	.324

1909.

## THE DETROIT CLUB.

American League Champions United States

Frank J. Navin, President.

Hugh A. Jennings, Manager.

Games won, 98; lost, 54. Per cent., .645.

	No.	P.C.	Field.	Bat.		No.	P.C.	Field.	Bat.
	Games	Won	P.C.	P.C.		Games	Won	P.C.	P.C.
Wm. Donovan, p.	22	.533	.975	.200	Sam Crawford, 1b	17	....	.971	.314
E. Summers, p...	35	.679	.971	.106	Jas. Delehanty, 2b	136	....	.951	.232
Ed. Killian, p....	25	.550	.984	.161	G. Moriarty, 3b..	106	....	.939	.273
E. Willett, p....	41	.710	.937	.202	Chas. O'Leary, 3b	54	....	.922	.203
Works, p.....	16	....	.900	.059	Owen Bush, ss...	157	....	.925	.273
Geo. Mullin, p...	52	.784	.973	.203	M. McIntyre, lf..	122	....	.975	.244
Chas. Schmidt, c.	84	....	.955	.209	D. Jones, lf.....	57	....	.982	.279
Beckendorf, c....	15	....	.957	.259	Sam Crawford, cf	139	....	.965	.314
Stanage, c.....	77	....	.964	.262	Tyrus R. Cobb, rf.	156	....	.946	.377
T. Jones, 1b.....	141	....	.988	.259					

1910.

## THE ATHLETIC CLUB.

Philadelphia.

American League Champions United States.

Benjamin F. Shibe, President.

Connie Mack, Manager.

Games won, 102; lost, 48. Per cent., .680.

	No.	P.C.	Field.	Bat.		No.	P.C.	Field.	Bat.
	Games	Won	P.C.	P.C.		Games	Won	P.C.	P.C.
C. A. Bender, p.	30	.821	.970	.269	H. Davis, 1b....	139	....	.986	.248
J. M. Coombs, p.	45	.775	.990	.220	E. Collins, 2b....	153	....	.970	.322
E. S. Plank, p...	38	.615	.986	.128	F. Baker, 3b....	146	....	.920	.283
H. Morgan, p....	36	.600	.965	.141	J. McInnis, ss...	17	....	.927	.301
H. Krause, p.....	16	.500	.886	.211	J. Barry, ss.....	145	....	.916	.259
J. Dygert, p....	18	.500	.955	.083	W. Heitmuller, f.	28	....	.981	.242
F. Atkins, p....	15	....	1.000	.118	R. Oldring, cf...	134	....	.978	.308
J. Lapp, c.....	63	....	.980	.234	D. Murphy, rf...	151	....	.974	.300
P. Livingston, c.	37	....	.968	.208	B. Lord, f.....	126	....	.972	.254
Ira Thomas, c....	60	....	.967	.277	F. Hartsel, lf....	83	....	.945	.221
P. Donahue, c....	18	....	1.000	.133	A. Strunk, f.....	16	....	....	.333
B. Houser, 1b....	29	....	1.000	.189					

### 1911 THE ATHLETIC CLUB.

Philadelphia.

American League Champions United States.  
Benjamin F. Shibe, President. Connie Mack, Manager.  
Games won, 101; lost 50. Per cent., .669.

No. P.C. Field. Bat.				No. P.C. Field. Bat.				
Games	Won	P.C.	P.C.	Games	Won	P.C.	P.C.	
C. A. Bender, p.	31	.773	1.000	.165	E. Collins, 2b.	132	.966	.365
E. S. Plank, p.	40	.733	.975	.191	E. Derrick, 2b.	21	.960	.230
J. M. Coombs, p.	47	.700	.913	.319	J. F. Baker, 3b.	148	.942	.334
H. Morgan, p.	38	.682	.950	.159	J. Barry, ss.	127	.943	.265
H. Krause, p.	28	.611	.947	.254	J. McInnis, ss.	24	.851	.321
J. Lapp, c.	57	.972	.353	R. Oldring, cf.	119	.979	.297	
P. Livingston, c.	26	.977	.239	B. Lord, lf.	132	.963	.310	
Ira Thomas, c.	103	.974	.273	D. Murphy, rf.	136	.961	.329	
H. Davis, 1b.	53	.977	.197	A. Strunk, f.	69	.958	.256	
J. McInnis, 1b.	97	.985	.321	F. Hartsel	25	.237		

### 1912. THE BOSTON CLUB.

American League Champions United States.

Jas. R. McAleer, President. J. G. Stahl, Manager.  
Games won, 105; lost, 47. Per cent., .691.

No. P.C. Field. Bat.				No. P.C. Field. Bat.				
Games	Won	P.C.	P.C.	Games	Won	P.C.	P.C.	
Joe Wood, p.	43	.872	.974	.290	W. Bradley, 1b.	40	.989	.190
H. Bedient, p.	41	.667	.973	.192	C. Engle, 1b.	25	.912	.234
C. Hall, p.	34	.652	.958	.267	S. Yerkes, 2b.	131	.945	.252
R. Collins, p.	27	.636	.960	.167	C. Engle, 2b.	15	.912	.234
T. O'Brien, p.	37	.581	.949	.138	C. Wagner, ss.	144	.922	.274
*E. Cicotte, p.	29	.500	.940	.227	L. Gardner, 3b.	143	.930	.315
L. Pape, p.	13	.500			H. Hooper, rf.	147	.964	.242
F. Cady, c.	43	.990	.259	T. Speaker, cf.	153	.958	.383	
W. Carrigan, c.	87	.970	.263	G. Lewis, lf.	154	.947	.284	
W. Nunamaker, c	35	.971	.252	O. Henriksen	37	.909	.321	
J. G. Stahl, 1b.	95	.980	.301	O. Krug	15	.308		
* Including Chicago record				N. Ball	55	.220		

### 1913. THE ATHLETIC CLUB.

Philadelphia.

American League Champions United States.  
Benjamin F. Shibe, President. Connie Mack, Manager.  
Games won, 96; lost, 57. Per cent., .627.

No. P.C. Field. Bat.				No. P.C. Field. Bat.				
Games	Won	P.C.	P.C.	Games	Won	P.C.	P.C.	
C. A. Bender, p.	36	*.679	.970	.154	J. F. Baker, 3b.	149	.919	.386
E. S. Plank, p.	35	*.630	.956	.080	J. Barry, ss.	135	.955	.275
J. Bush, p.	33	*.650	.978	.157	*P. Lavan, ss.	49	.185	
J. R. Shawkey, p.	17	*.583	.915	.134	R. Oldring, lf.	131	.967	.283
C. W. Brown, p.	38	*.621	.922	.167	A. Strunk, cf.	82	.962	.305
B. Houck, p.	35	.981	.082	J. Walsh, cf.	86	.960	.255	
J. Lapp, c.	82	.970	.228	P. Daley	48	.963	.260	
W. Schang, c.	63	.967	.266	J. E. Murphy, rf.	136	.942	.295	
Ira Thomas, c.	21	.983	.283	†D. Murphy	40	.322		
J. McInnis, 1b.	148	.992	.326	‡W. Orr, 1b.-2b.	27	.200		
E. Collins, 2b.	148	.949	.345					

\* Not official. American League pitchers' records now computed by earned runs per game. † St. Louis record included. ‡ No fielding record given.

1914.

## THE ATHLETIC CLUB.

Philadelphia.

American League Champions U. S.  
Benjamin F. Shibe, President.  
Connie Mack, Manager.

Games won, 99; lost, 53. Per cent., .651.

	Aver.			
	No. Games	E.R. PrG.	Field. P.C.	Bat. P.C.
C. A. Bender, p...	24	2.26	.964	.145
J. L. Bush, p....	35	3.06	.955	.189
R. Bressler, p....	26	1.76	.941	.216
†J. W. Coombs, p.	...	...	...	...
†L. Davies, p....	19	...	...	.239
E. S. Plank, p....	30	2.87	.977	.150
H. J. Pennock, p.	27	2.79	.939	.214
*C. Brown, p....	34	3.54	.940	.125
R. J. Shawkey, p.	34	2.73	.932	.207
J. W. Wyckoff, p.	32	3.01	.898	.151
J. Lapp, c.....	69	...	.976	.231
†J. McAvoy, c....	...	...	...	...
W. H. Schang, c.	107	...	.956	.287
†Ira Thomas, c....	...	...	...	...
John McInnis, 1b.	149	...	.995	.314
E. T. Collins, 2b.	152	...	.970	.344
J. F. Baker, 3b..	150	...	.955	.319
John Barry, ss...	140	...	.947	.242
†H. Davis, f.....	...	...	...	...
†W. Kopf, f.....	35	...	...	.189
A. Strunk, f.....	122	...	.987	.275
R. N. Oldring, f.	119	...	.965	.277
J. E. Murphy, f.	148	...	.941	.272
*J. P. Walsh, f...	110	...	.971	.219
*T. F. Daley, f...	95	...	.937	.253
†S. Thompson, f.	16	...	...	.172

\*Including New York record. †Played in the field in less than 15 games.

Percentage Games Won (from unofficial sources)—Bender, .850; Bush, .571; Bressler, .714; Davies (one full game pitched), 1.000; Plank, .727; Pennock, .733; Brown, .353; Shawkey, .667; Wyckoff, .579.

1915.

## THE BOSTON CLUB.

American League Champions U. S.

Joseph J. Lannin, President.  
Wm. Carrigan, Manager.

Games won 101; lost 50. Per cent., .669.

	Aver.			
	No. Games	E.R. PrG.	Field. P.C.	Bat. P.C.
R. Collins, p.....	25	4.30	.947	.286
Geo. Foster, p....	40	2.12	.979	.277
V. Gregg, p.....	18	3.36	1.000	.350
H. B. Leonard, p.	32	2.36	.943	.264
C. Mays, p.....	38	2.60	.964	.237
*H. J. Pennock, p.	16	6.37	.895	.250
Geo. H. Ruth, p.	42	2.44	.976	.315
E. Shore, p.....	38	1.64	.937	.101
Jos. Wood, p....	29	1.49	.982	.259
F. L. Cady, c....	78	...	...	.980
W. Carrigan, c....	46	...	.975	.200
C. D. Thomas, c..	86	...	.969	.236
D. C. Gainer, 1b..	82	...	.988	.295
R. Hoblitzel, 1b.	124	...	.987	.283
*J. J. Barry, 2b..	132	...	.963	.244
†W. K. Rogers, 2b.	27	...	.938	.274
C. Wagner, 2b...	84	...	.927	.239
W. L. Gardner, 3b.	127	...	.933	.258
H. C. Janvrin, 3b.	20	...	.873	...
M. J. McNally, 3b.	23	...	.891	.151
H. C. Janvrin, ss.	64	...	.917	.269
E. Scott, ss.....	100	...	.961	.201
O. Henriksen, f..	73	...	.967	.196
H. Hooper, f.....	149	...	.972	.235
Geo. Lewis, f....	152	...	.952	.291
Tris Speaker, f..	150	...	.976	.322

\*Including Philadelphia record. †Including Cleveland record.

Percentage Games Won (not official)—Ruth, .750; Wood, .737; Shore, .731; Foster, .690; Leonard, .682; Gregg, .625; R. Collins, .417; Mays, .400; Pennock, .375.

1916.

## THE BOSTON CLUB.

American League Champions United States.

Joseph J. Lannin, President.

Wm. Carrigan, Manager.

Games won, 91; lost, 63; Per cent., .591.

	Aver.					Aver.			
	No. Games	E.R. PrG.	Field. P.C.	Bat. P.C.		No. Games	E.R. PrG.	Field. P.C.	Bat. P.C.
Geo. Foster, p....	33	3.06	.986	.177	J. J. Barry, 2b...	94	...	.974	.203
V. Gregg, p.....	21	3.01	1.000	.111	M. J. McNally, 2b.	35	...	.964	.171
H. B. Leonard, p.	48	2.37	.949	.200	H. C. Janvrin, 2b.	39	...	.958	.223
C. Mays, p.....	44	2.39	.956	.234	W. L. Gardner, 3b.	147	...	.953	.308
G. H. Ruth, p....	44	1.75	.973	.272	E. Scott, ss.....	121	...	.967	.232
E. Shore, p.....	38	2.63	.956	.091	H. C. Janvrin, ss.	59	...	.921	...
*W. Wyckoff, p..	15	...	1.000	.286	O. Henriksen, f..	31	...	1.000	.202
S. L. F. Agnew, c.	38	...	.952	.209	H. Hooper, f.....	151	...	.966	.271
F. L. Cady, c....	63	...	.967	.191	Geo. Lewis, f....	152	...	.970	.268
W. Carrigan, c..	27	...	1.000	.270	C. H. Shorten, f..	33	...	1.000	.295
C. D. Thomas, c..	90	...	.981	.264	C. Walker, f.....	128	...	.959	.265
D. C. Gainer, 1b..	48	...	.997	.253	*Jas. Walsh, f..	119	...	.940	.229
R. Hoblitzel, 1b.	126	...	.989	.259					

\*Including Athletics record.

1917

THE CHICAGO CLUB.

American League Champions United States.

Charles A. Comiskey, President.

Clarence H. Rowland, Manager.

Games won, 100; lost, 54. Per cent., .649.

Aver.					Aver.				
No.	E.R.	Field.	Bat.		No.	E.R.	Field.	Bat.	
Games	PrG.	P.C.	P.C.		Games	PrG.	P.C.	P.C.	
E. V. Cicotte, p...	49	1.53	.956	.179	E. T. Collins, 2b..	156	....	.969	.289
Jas. Scott, p....	24	1.87	.957	.119	G. D. Weaver, 3b.	107	....	.949	.284
U. C. Faber, p....	41	1.93	.924	.058	F. McMullin, 3b..	52	....	.932	.237
E. A. Russell, p..	35	1.95	.984	.279	G. D. Weaver, ss.	10	....	.983	....
Jos. Benz, p.....	19	2.47	.875	.167	Chas. Risberg, ss.	146	....	.913	.203
D. C. Danforth, p.	50	2.68	.913	.130	J. Collins, f.....	73	....	.992	.231
C. Williams, p....	45	2.97	.931	.090	O. Felsch, f.....	152	....	.985	.308
R. W. Schalk, c...	139	....	.981	.227	Jos. Jackson, f...	145	....	.984	.301
Byrd Lynn, c....	29	....	.959	.222	H. Leibold, f....	122	....	.961	.236
C. A. Gandil, 1b..	149	....	.995	.273	*E. Murphy, f....	53	....	....	.314
T. Jourdan, 1b..	14	....	.973	.148					

\*Played in the field in less than fifteen games.

Percentage games won—E. A. Russell, .750; E. V. Cicotte, .700; J. Benz, .700; C. Williams, .680; D. C. Danforth, .647; U. C. Faber, .552; J. Scott, .462.

1918

THE BOSTON CLUB

American League Champions United States.

H. H. Frazee, President.

Edward G. Barrow, Manager.

Games won, 75; lost, 51. Per cent., .595.

Aver.					Aver.				
No.	E.R.	Field.	Bat.		No.	E.R.	Field.	Bat.	
Games	PrG.	P.C.	P.C.		Games	PrG.	P.C.	P.C.	
L. J. Bush, p....	36	2.11	.980	.276	W.L.Barbare,3b.	11	....	.826	.172
S. Jones, p.....	24	2.25	.963	.175	G. Cochran, 3b...	25	....	.962	.127
H. B. Leonard, p.	16	2.72	.935	.186	*J. Coffey, 3b....	13	....	.955	....
C. W. Mays, p....	35	2.21	.945	.288	J. McInnis, 3b...	23	....	.987	....
G. H. Ruth, p....	20	2.22	.928	.300	F. Thomas, 3b....	44	....	.968	.257
S. L. Agnew, c...	72	....	.965	.166	J.Stansbury, 3b..	18	....	.980	.128
W. Mayer, c.....	26	....	.964	.224	E. Scott, ss.....	126	....	.976	.221
W. Schang, c....	88	....	.963	.245	H. H. Hooper, f..	..	....	.963	.289
R.C.Hoblitzel, 1b.	25	....	.996	.159	L. Miller, f.....	12	....	1.000	.276
J. McInnis, 1b..	117	....	.992	.272	G. H. Ruth, f....	..	....	.949	....
G. H. Ruth, 1b...	13	....	.965	....	W. Schang, f.....	..	....	.941	....
F. Truesdale, 2b.	15	....	....	.278	Amos Strunk, f..	114	....	.988	.256
D. Shean, 2b....	115	....	.967	.264	Geo. Whiteman, f.	71	....	.935	.267
*J.Coffey, 2b....	28	....	.958	....					

\*Including Detroit record.

Percentage games won—S. Jones, .762; G. H. Ruth, .650; C. W. Mays, .618; H. B. Leonard, .571; L. J. Bush, .500.

## MAJOR LEAGUE CHAMPIONS, 1871 TO 1918.

YEAR	LEAGUE	P.C.	LEAGUE	P.C.	LEAGUE	P.C.
1871			NATIONAL ASSOCIATION			
1872			Athletics	.750		
1873			Boston	.830		
1874			Boston	.729		
1875	NATIONAL LEAGUE.		Boston	.743		
1876	Chicago	.788	Boston	.899		
1877	Boston	.646				
1878	Boston	.683				
1879	Providence	.702				
1880	Chicago	.798				
1881	Chicago	.667	AMERICAN ASSOCIATION			
1882	Chicago	.655	Cincinnati	.675		
1883	Boston	.643	Athletics	.673	UNION ASSOCIATION	
1884	Providence	.750	Metropolitans	.701	St. Louis	.850
1885	Chicago	.776	St. Louis	.705		
1886	Chicago	.726	St. Louis	.669		
1887	Detroit	.637	St. Louis	.704		
1888	New York	.641	St. Louis	.681	PLAYERS' LEAGUE.	
1889	New York	.659	Brooklyn	.679	Boston	.628
1890	Brooklyn	.667	Louisville	.667		
1891	Boston	.630	Boston	.689		
1892	Boston	.680				
1893	Boston	.667				
1894	Baltimore	.695				
1895	Baltimore	.669				
1896	Baltimore	.698				
1897	Boston	.705				
1898	Boston	.685	AMERICAN LEAGUE.			
1899	Brooklyn	.677	Chicago	.607		
1900	Brooklyn	.603	Chicago	.610		
1901	Pittsburgh	.647	Athletics	.610		
1902	Pittsburgh	.741	Boston	.659		
1903	Pittsburgh	.650	Boston	.617		
1904	New York	.693	Athletics	.621		
1905	New York	.686	Chicago	.616		
1906	Chicago	.763	Detroit	.613		
1907	Chicago	.704	Detroit	.588		
1908	Chicago	.643	Detroit	.645		
1909	Pittsburgh	.724	Athletics	.680		
1910	Chicago	.675	Athletics	.669	FEDERAL LEAGUE.	
1911	New York	.647	Boston	.691	Indianapolis	.625
1912	New York	.682	Athletics	.627	Indianapolis	.575
1913	New York	.664	Boston	.669	Chicago	.566
1914	Boston	.614	Boston	.591		
1915	Philadelphia	.592	Chicago	.649		
1916	Brooklyn	.610	Boston	.595		
1917	New York	.636				
1918	Chicago	.651				



CHAMPION BATTERS IN MAJOR LEAGUES, 1871 TO 1918

Players playing 50 games or over (Pitchers in 25 games).

YEAR	LEAGUE	P.C.	LEAGUE	P.C.	LEAGUE	P.O.
1871			NATIONAL ASSOCIATION			
1872			L. Meyerle, Ath. ....	.403		
1873			R. Barnes, Bos. ....	.419		
1874			R. Barnes, Bos. ....	.338		
1875	NATIONAL LEAGUE		J. McMullin, Ath. ....	.387		
1876	R. Barnes, Chi. ....	.403	R. Barnes, Bos. ....	.386		
1877	J. L. White, Bos. ....	.385				
1878	A. Dalrymple, Mil. ....	.356				
1879	A. C. Anson, Chi. ....	.407				
1880	G. F. Gore, Chi. ....	.365	AMERICAN ASSOCIATION			
1881	A. C. Anson, Chi. ....	.399				
1882	D. Brouthers, Buf. ....	.367	L. Browning, Lou. ....	.382	UNION ASSOCIATION	
1883	D. Brouthers, Buf. ....	.371	C. E. Swartwood, Alle. ....	.368	F. Dunlap, St. L. ....	.420
1884	J. O'Rourke, Buf. ....	.350	T. Esterbrook, Met. ....	.408		
1885	R. Connor, N. Y. ....	.371	L. Browning, Lou. ....	.367		
1886	M. J. Kelly, Chi. ....	.388	David Orr, Met. ....	.346		
1887	A. C. Anson, Chi. ....	.421	J. E. O'Neill, St. L. ....	.492		
1888	A. C. Anson, Chi. ....	.343	J. E. O'Neill, St. L. ....	.332	PLAYERS LEAGUE	
1889	D. Brouthers, Bos. ....	.373	T. Tucker, Balt. ....	.375		
1890	J. Glasscock, N. Y. ....	.336	W. V. Wolf, Lou. ....	.366	L. Browning, Cleve. ....	.391
1891	W. Hamilton, Phil. ....	.338	D. Brouthers, Bos. ....	.349		
1892	C. Childs, Cleve. ....	.335				
1893	D. Brouthers, Bklyn. ....	.335				
1894	J. Stenzel, Pitts. ....	.409				
1895	H. Duffy, Bos. ....	.438				
1896	J. Burkett, Cleve. ....	.423				
1897	J. Burkett, Cleve. ....	.410				
1898	W. Keeler, Bklyn. ....	.432	AMERICAN LEAGUE			
1899	W. Keeler, Bklyn. ....	.379				
1900	E. J. Delehanty, Phil. ....	.408	S. Dungan, K. C. ....	.337		
1901	J. Wagner, Pitts. ....	.380	N. Lajoie, Ath. ....	.405		
1902	J. Burkett, St. L. ....	.382	E. Delehanty, Wash. ....	.376		
1903	C. H. Beaumont, Pitts. ....	.357	N. Lajoie, Cleve. ....	.355		
1904	J. Wagner, Pitts. ....	.355	N. Lajoie, Cleve. ....	.381		
1905	J. Wagner, Pitts. ....	.349	N. Lajoie, Cleve. ....	.329		
1906	J. B. Seymour, Cin. ....	.377	G. Stone, St. L. ....	.358		
1907	J. Wagner, Pitts. ....	.339	T. R. Cobb, Det. ....	.350		
1908	J. Wagner, Pitts. ....	.350	T. R. Cobb, Det. ....	.324		
1909	J. Wagner, Pitts. ....	.354	T. R. Cobb, Det. ....	.377		
1910	J. Wagner, Pitts. ....	.339	T. R. Cobb, Det. ....	.385		
1911	S. Magee, Phil. ....	.331	T. R. Cobb, Det. ....	.420		
1912	J. Wagner, Pitts. ....	.334	T. R. Cobb, Det. ....	.390	FEDERAL LEAGUE	
1913	H. Zimmerman, Chi. ....	.372	T. R. Cobb, Det. ....	.410		
1914	J. Daubert, Bklyn. ....	.350	T. R. Cobb, Det. ....	.399	B. Kauff, Ind. ....	.366
1915	J. Daubert, Bklyn. ....	.329	T. R. Cobb, Det. ....	.368	B. Kauff, Bklyn. ....	.344
1916	L. Doyle, N. Y. ....	.320	T. R. Cobb, Det. ....	.370		
1917	H. Chase, Cin. ....	.339	T. Speaker, Cleve. ....	.386		
1918	E. J. Roush, Cin. ....	.341	T. R. Cobb, Det. ....	.383		
	Z. D. Wheat, Bklyn. ....	.335	T. R. Cobb, Det. ....	.382		



"300" HITTERS—Continued

JENNINGS, RUGI, Louisville, Baltimore, Brooklyn	1891	1892	1893	1894	1895	1896	1897	1898	1899	1900	1901	1902	1903	1904	1905	1906	1907
STEVETS, J., Boston, St. Louis	300*	309	336	333	348	322	300										
JOYCE, W., Washington, Boston	305*	344	309	323	305	334	409	319	357	376	335†						
DELEHANTY, E., Philadelphia	307*	312	370	400	399	384	377	334	409	319	357	376	335†				
STENZEL, J., Pittsburgh		409	331	334	366	351											
DAVIS, GEO. S., New York		373	345	339	318	358	306	344	325	309							
McGRAW, J. J., Baltimore, St. Louis		328	340	374	356	376	354	390	337	352†							
McGraw, J. J., Baltimore, Brooklyn		322	369	316	345	356	308				300	313					
LOWE, R. L., Boston		312	341	301	320	314											
BELLET, JOS. J., Baltimore, Brooklyn, Cincinnati		312	391	370	389	328	329	318	309	317	316						
KELLY, THOMAS, Brooklyn		306	338	365	359	350											
BRODIE, WALTER, Baltimore		313	369	365			409										
SMITH, ELMER, Cincinnati, Pittsburgh		366	352	358	311	344											
COOLEY, R., St. Louis		354	340	301	327	317											
KEELER, WM., Baltimore, Brooklyn, New York		353	387	394	382	422	379	376	306	355	349	318	343	301	304†		
LANGE, W., Chicago		324	385	333	332	332	324										
LACRANCE, CED., Brooklyn, Boston, Cleveland		329	329	308	307	392	306†										
TENNEY, FRED, Boston		387	342	325	350	350											
ANDERSON, J., Brooklyn, Milwaukee		391	314	332			309	339†									
McGreevy, T., Louisville, Pittsburgh, Brooklyn		336	331	322			325	302	324								
EYERITT, W., Chicago		356	333	314	325	309											
JONES, F., Brooklyn, Chicago		354	327	406	318	348				316	321	351	306		309		
CLARKE, F., Louisville, Pittsburgh		353	322	304			309	329	319	304†							
JONES, JAS., Louisville, Boston		300	346	337			329	324†									
LAJOIE, N., Philadelphia, Cleveland		323	363	328	379	346	405	369	358	381	328	355†					
WAGNER, JOSEF, Louisville, Pittsburgh		344	305	359	350	352	329	355	349	368	339	350					
STABL, CHAS., Boston		359	311	348			316	318†	300†								
RECKER, WIN, Washington		333	334	303	305	300†											
FLOCK, ELMER, Philadelphia, Cleveland		319	343	378	356												
FREEMAN, J., Washington, Boston		368	318	300	346	317											
BAUDMONT, C. B., Pittsburgh		359	328	357	351	301	329										
SEYMOUR, J. B., New York, Cincinnati		337	307	349	349	312	377										
DONLIN, M. J., St. Louis, New York, Cincinnati, Baltimore		329	327	340†	351	329	356	314									
THOMAS, ROY, Philadelphia		324	323	305	327	317											
CRAWFORD, S., Cincinnati, Detroit		303	334	353	332												
CRANCE, F. L., Chicago		304															
MURPHY, D., Athletics, Brooklyn		327	310	316	319												
COBB, T. R., Detroit		301†															
MAGEE, S. R., Philadelphia		320	350	324	317	335	420	410	390	368	370	371	353	338†			
DOYLE, LARRY, New York		308	300														
STEADER, THUS, Boston, Cleveland		331	331	306	306	314											
COLLINS, EDWARD, Athletics, Chicago		309	340	327	335	366	330	322	336	327	305†						
BAKER, J. F., Athletics, New York		305†	334	337	336	319											
WELAT, ZACK, Brooklyn		304															
JACKSON, JOSEPH, Cleveland, Chicago		337	408	395	373	338	308	341	301	351							
McWINS, J., Athletics		301	321	327	326	314	314†										
DAUBERT, J., Brooklyn		307	309	350	301	316											
CRANE, RAL, New York, Buffalo, Cincinnati		315†					354†										

"400" HITTERS—Continued

KEELER, W., Baltimore	1897	432
LAJOIE, N., Philadelphia	1901	405†
LYONS, DENNY, Athletics	1887	469*
MACK, D., Louisville	1887	410*
MULL, AL, Philadelphia	1887	459
ORR, D., Metropolitan	1887	459
ORR, D., Metropolitan	1887	463
RADFORD, PAUL, Mel.	1887	404*
ROBINSON, W. B., St. Louis	1887	426*
STENZEL, J., Pittsburgh	1883	409
STOVEY, B., Athletics	1884	404*
	1887	406
TRUMPSON, SAM, Detroit	1884	404*
TURNER, G. A., Phila	1884	423
WHITE, JAMES L., Boston	1872	401
WRIGHT, GEORGE, Boston	1873	422

\*Amer. Association †Amer. League  
‡ Union Association

1908 1909 1910 1911 1912 1913 1914 1915 1916 1917 1918

## BATSMEN WHO HAVE MADE A RECORD OF .300 OR BETTER FOR FOUR YEARS, FROM 1876 TO 1918, INCLUSIVE, IN ALL MAJOR LEAGUES

\* American Association.

† American League.

‡ Players' League.

§ Union Association.

§ Federal League.

	Year.	PC.	Year.	PC.	Year.	PC.	Year.	PC.
Barrett, Jas., Cin.-Det.	1899	.374	1900	.316	1902	.304†	1903	.315†
Bennett, C. W., Detroit	1881	.301	1882	.304	1883	.301	1887	.263
Blerbauer, L., Athletics	1887	.302*	1889	.313*	1890	.319†	1894	.301
Bradley, W., Chic.-Cleve	1899	.307	1902	.341†	1903	.315†	1904	.300†
Campbell, A. V., Pi-In-Nk	1910	.326	1911	.312	1914	.315§	1915	.314§
Crandall, O., N. Y.-St. L	1910	.342	1912	.313	1913	.306	1914	.312§
Davis, H., Pitts.-Ath.	1897	.309	1901	.307†	1902	.308†	1904	.308†
DeMontreville, B., Wash	1896	.349	1897	.349	1898	.325	1901	.305
Dunlap, F., Cl.-Det.-St. L	1881	.324	1883	.328	1884	.420	1887	.326
Easterly, T. H., Cl.-Ch.-KC	1910	.306†	1911	.324†	1912	.311†	1914	.331§
Farrell, C., Wash.-Bos.	1891	.305*	1897	.327	1898	.316	1903	.404†
Foutz, D. L., St. L.-Bkl.	1887	.393*	1890	.302	1894	.310	1895	.304
Grady, M., Philadelphia	1894	.363	1896	.333	1899	.336	1904	.313
Green, D., Chicago	1898	.328	1901	.317	1902	.318†	1903	.318†
Hallman, W., Phila.	1893	.328	1894	.327	1895	.315	1896	.318
Hartzell, T., Lo.-Cl.-In.-Ph	1898	.319	1900	.328	1901	.339	1903	.311†
Hickman, C., N. Y.-Cl.-Bo	1889	.397	1900	.313	1902	.363†	1903	.330†
Jones, C. W., Bo.-Ci.-Met	1879	.315	1884	.322*	1885	.327	1887	.331*
Kauff, Ben, Ind.-Bk.-N. Y	1914	.366§	1915	.344§	1917	.308	1918	.315
Keister, W., Balt.-Phila.	1899	.331	1901	.328†	1902	.303†	1903	.320
Kennedy, W., Bkl.-Pitts	1894	.300	1895	.321	1900	.301	1903	.362
Lelivelt, J. F., Wa.-N. Y.-Cl	1911	.320†	1912	.362†	1913	.314†	1914	.328†
Lobert, J., Cin.-Phila.	1906	.310	1910	.309	1912	.327	1913	.300
Long, H. C., Boston	1894	.324	1895	.319	1896	.334	1897	.327
McCarthy, T., St. L.-Bos.	1890	.332*	1891	.309*	1893	.360	1894	.349
McGann, D., Lou.-St. L.- Balt.-N. Y.-Bos.	1895	.313	1896	.315	1900	.302	1902	.308
McPhee, J., Cincinnati	1887	.354*	1893	.307	1894	.320	1897	.307
Milligan, J., St. L.-Ath.	1887	.344*	1889	.370*	1890	.315†	1891	.300*
O'Connor, J., Col.-Cleve	1890	.341*	1893	.309	1894	.320	1896	.300
Orth, A., Ph.-Wash.-N. Y	1897	.347	1900	.307	1903	.318†	1907	.324†
Robinson, W., Baltimore	1893	.338	1894	.348	1896	.354	1897	.313
Seybold, R., Ind.-Phila.	1900	.304†	1901	.332†	1902	.317†	1906	.316†
Shindle, W., De.-Bal.-Bk	1887	.340	1889	.315*	1890	.336†	1894	.300
Sutton, E. B., Boston	1883	.323	1884	.349	1885	.312	1887	.327
Vaughn, H., Cincinnati	1894	.309	1895	.305	1897	.305	1898	.303
Veach, R., Detroit	1912	.342†	1915	.313†	1916	.306†	1917	.319†
Zimmer, C. L., Cleveland	1893	.309	1895	.336	1897	.314	1899	.308

## THREE YEARS

	Year.	PC.	Year.	PC.	Year.	PC.
Bannon, T. E., Boston-St. Louis	1893	.363	1894	.336	1895	.339
Barry, John, Wash.-Phila.-Chi.-Cln	1899	.303	1902	.302	1905	.304
Bresnahan, R., New York-St. Louis	1903	.350	1905	.302	1912	.333
Carroll, F. H., Pittsburgh	1887	.330	1889	.330	1890	.302†
Clark, W., New York	1896	.303	1898	.310	1900	.320
Collins, Hub, Louisville-Brooklyn	1887	.349*	1888	.318*	1892	.302
Cree, B., New York	1911	.348†	1912	.332†	1914	.309†
Dahlen, W., Chicago	1893	.311	1894	.362	1896	.361
Dickerson, L. P., Cin.-Worces.-Cleve	1878	.309	1881	.316	1884	.372
Douglas, W., St. Louis-Philadelphia	1897	.327	1900	.306	1901	.333
Dungan, S. W., Chicago-Indianapolis	1893	.310	1900	.337†	1901	.324†
Foreman, Frank, Cin.-Balt.-Buf.	1895	.312	1900	.340†	1901	.306†
Fournier, J., Chicago-New York	1914	.311†	1915	.322†	1918	.350†
Gleason, W., St. Louis-Baltimore	1894	.342	1895	.326	1897	.311
Gross, E. N., Chic.-Phila.-Prov	1879	.348	1883	.312	1884	.326
Gumbert, A., Chicago-Pitts.-Brooklyn	1891	.326	1894	.303	1895	.344

## THREE YEARS—Continued

	Year	PC.	Year	PC.	Year	PC.
Hartman, F., Pittsburgh-St. Louis.....	1894	.311	1897	.301	1901	.312†
Heldrick, J. E., St. Louis.....	1899	.329	1900	.301	1901	.339
Henricksen, O., Boston.....	1911	.366†	1912	.321†	1913	.375†
Holmes, Wm., Louisville-Baltimore.....	1895	.382	1899	.315	1904	.308†
Hoy, W. E., Cincinnati-Louisville.....	1894	.312	1898	.318	1899	.306
Kirke, J., Boston-Cleveland.....	1911	.360	1912	.320	1915	.310†
Konetchy, E. J., St. Louis-Pittsburgh.....	1910	.302	1912	.314	1915	.310‡
Laporte, F., St. L.-Wash.-Ind.....	1911	.314†	1912	.311†	1914	.311‡
Lewis, Fred, St. Louis-Cincinnati.....	1883	.306*	1884	.322*	1886	.325*
McCarthy, J. A., Pitts.-Cleve.-Brook.....	1899	.307	1901	.314†	1906	.304
Meyers, J. T., New York.....	1911	.332	1912	.353	1913	.312
Miller, C. B., Cincinnati.....	1895	.329	1896	.318	1897	.317
Nicol, H., St. L.-Cin.-Lou.....	1883	.308	1887	.334*	1894	.348
O'Brien, J., Athletics.....	1882	.304*	1883	.309*	1884	.300*
Pickering, O., Cleveland-Louisville.....	1896	.303	1900	.324†	1901	.308†
Pinckney, G. B., Cleveland-Brooklyn.....	1884	.309	1887	.326*	1890	.309*
Roush, E. J., Indianapolis-Cincinnati.....	1914	.323‡	1917	.341	1913	.333
Ruth, George H., Boston.....	1915	.315†	1917	.325†	1918	.300†
Schreckengost, O. F., Bos.-Ath.-St. L.....	1899	.303	1901	.320†	1902	.317†
Schrivver, W., Chic.-Cin.-Pitts.....	1891	.311	1897	.310	1900	.317
Seery, J. E., Indianapolis-Baltimore.....	1884	.313	1887	.326	1889	.313
Shafer, Geo., Ind.-Chl.-St. L.....	1878	.344	1879	.319	1884	.354
Sheckard, J., Brooklyn.....	1900	.305	1901	.353	1903	.332
Sisler, George, St. Louis.....	1916	.305†	1917	.353†	1918	.341†
Strunk, Amos, Athletics.....	1910	.333†	1913	.305†	1916	.316†
Tebeau, O., Cleveland.....	1893	.359	1894	.305	1895	.329
Turner, G. A., Philadelphia.....	1893	.304	1894	.423	1895	.388
Wallace, R. J., Cleveland-St. Louis.....	1897	.339	1899	.302	1901	.322
Ward, John M., New York-Brooklyn.....	1887	.371	1890	.371‡	1893	.348
Werden, P., Louisville-Minneapolis.....	1891	.320*	1897	.301	1900	.316†
Williams, James, Pittsburg-Baltimore.....	1899	.352	1901	.321†	1902	.311†
Wilmot, W. R., Washington-Chicago.....	1889	.301	1893	.318	1894	.331
Wolf, W., Louisville.....	1884	.303*	1887	.324*	1890	.366*
Wolverton, H., Phila.-New York.....	1901	.308	1903	.308	1912	.300†
Yeager, J., N. Y.-Milw.-Det.....	1900	.387†	1901	.301†	1906	.301†
York, Thomas, Providence.....	1873	.302	1879	.307	1881	.304
Zimmerman, H., Chicago.....	1911	.307	1912	.372	1913	.313

## TWO YEARS

	Year.	PC.	Year.	PC.
Andrews, G. E., Philadelphia-Indianapolis.....	1887	.354	1889	.302
Bates, J. W., Philadelphia-Baltimore.....	1910	.305	1914	.307‡
Becker, Beals, Cin.-Phila.....	1913	.316	1914	.325
Bransfield, W. E., Pittsburg-Philadelphia.....	1902	.308	1908	.304
Burdock, J., Boston.....	1883	.330	1887	.305
Burns, George, New York.....	1914	.303	1917	.302
Burns, T. E., Chicago.....	1880	.309	1887	.317
Callahan, J. J., Chicago.....	1897	.308	1901	.344†
Carpenter, H., Cincinnati.....	1882	.354*	1883	.302*
Carruthers, R., St. Louis.....	1886	.342*	1887	.459*
Chapman, Ray, Cleveland.....	1912	.312†	1917	.302†
Cogswell, E., Boston-Troy.....	1879	.322	1880	.301
Coleman, J. F., Athletics-Pittsburgh.....	1885	.309*	1887	.334
Decker, G. A., Chicago.....	1894	.309	1897	.307
Delchanty, J., Washington-Detroit.....	1908	.317†	1911	.339†
Dougherty, P., Boston.....	1902	.335†	1903	.332†
Dunn, John, Brooklyn-New York.....	1900	.300	1904	.309
Earle, Wm., Pittsburgh-Brooklyn-Louisville.....	1893	.317	1894	.350
Elberfeld, N., Detroit-New York.....	1901	.309†	1906	.306†
Evans, L. R., Brooklyn-Baltimore.....	1913	.307‡	1914	.355‡
Evers, John, Chicago.....	1908	.300	1912	.341
Felsch, O., Chicago.....	1916	.301†	1917	.308†
Fennelly, F. J., Cincinnati-Washington.....	1884	.326*	1887	.368*
Ferguson, C. J., Philadelphia.....	1885	.306	1887	.412
Fisher, R. T., Chicago-St. Louis.....	1914	.300	1918	.317

## TWO YEARS—Continued

	Year.	PC.	Year.	PO
Foley, C. J., Boston-Buffalo.....	1879	.313	1882	.305
Fultz, D., Baltimore-Philadelphia.....	1899	.306	1902	.300†
Gainor, D. C., Detroit-Boston.....	1911	.302†	1917	.308†
Gandil, R., Washington.....	1912	.305†	1913	.318†
Gardner, W. L., Boston.....	1912	.315†	1916	.308†
Gleason, W., St. Louis.....	1884	.312	1887	.336*
Griffith, Clark, Chicago.....	1895	.319	1901	.300†
Groh, H. K., Cincinnati.....	1917	.304	1918	.320
Hall, Geo., Louisville.....	1876	.355	1877	.319
Halligan, W. E., Cincinnati.....	1883	.308	1891	.311
Hanlon, E., Detroit.....	1885	.301	1887	.316
Harvey, I., Minneapolis.....	1900	.300†	1901	.330†
Hecker, Guy, Louisville.....	1886	.342*	1887	.374*
Hemphill, C., Kansas City-St. Louis.....	1900	.319†	1902	.309†
Higham, R., Hartford-Providence.....	1876	.325	1878	.315
Hinchman, W., Pittsburgh.....	1915	.307	1916	.315
Hoblitzel, R., Cincinnati-Boston.....	1909	.308	1914	.319†
Hornsby, Rogers, St. Louis.....	1916	.313	1917	.327
Hotaling, P., Worcester-Cleveland.....	1881	.306	1887	.367*
Irwin, C. E., Chicago.....	1893	.324	1894	.302
Kling, J., Chicago-Boston.....	1906	.312	1912	.317
Lapp, J., Athletics.....	1909	.336†	1911	.353†
Lennox, Ed, Pittsburgh.....	1914	.316§	1915	.321§
Lewis, George, Boston.....	1911	.307†	1917	.302†
Lord, H., Chicago-Boston.....	1909	.311†	1911	.321†
Luderus, F., Philadelphia.....	1911	.301	1915	.315
McBride, A. G., Cincinnati.....	1898	.300	1899	.352
McDonald, Chas., Cin.-Bos.-Pitts.-Buf.....	1913	.353	1914	.306§
McFarland, Philadelphia.....	1899	.333	1900	.307
McGarr, Jas., Athletics.....	1887	.331*	1893	.309
McKinnon, A., St. Louis-Pittsburgh.....	1886	.301	1887	.365
McVey, C., Chicago.....	1876	.345	1877	.322
Merritt, W. H., Boston-Cincinnati.....	1893	.363	1894	.300
Mertes, S., Chicago.....	1898	.304	1899	.305
Milan, C., Washington.....	1911	.315†	1912	.306†
Miller, Roy, Boston-Philadelphia.....	1911	.333	1913	.345
Miller, W., Chicago-St. Louis.....	1912	.307	1915	.307§
Morrill, J. F., Boston.....	1883	.319	1887	.331
Moynahan, M., Buffalo-Athletics.....	1880	.318	1883	.308
Mullane, A., Cincinnati-Baltimore.....	1889	.307*	1894	.343
Mullin, Geo., Detroit.....	1902	.328†	1904	.305†
Murphy, J. Ed, Athletics-Chicago.....	1912	.317†	1917	.314†
Nash, W., Boston.....	1887	.368	1893	.304
Nelson, J., Metropolitans.....	1883	.300*	1887	.361*
O'Brien, W., Brooklyn.....	1889	.312*	1890	.314*
Oldring, R., Athletics.....	1910	.308†	1912	.301†
Parent, F., Boston.....	1901	.318†	1903	.304†
Parrott, T. W., Cincinnati.....	1894	.329	1895	.340
Paskert., G. H., Cincinnati-Philadelphia.....	1910	.300	1912	.315
Peltz, C. H., Cincinnati.....	1901	.311	1902	.313
Peters, J., Chicago.....	1876	.348	1878	.311
Pike, L., St. Louis-Cincinnati.....	1876	.314	1878	.331
Powell, M. J., Detroit-Cincinnati.....	1881	.338	1884	.333
Purcell, W. A., Baltimore-Athletics.....	1887	.305*	1889	.306*
Quinn, Jos., Boston-St. Louis.....	1887	.301	1895	.309
Ray, J. B., Baltimore.....	1889	.330*	1890	.347*
Reitz, H., Baltimore.....	1894	.306	1888	.302
Schaefer, H., Washington.....	1911	.334†	1913	.320†
Schulte, J. F., Chicago.....	1910	.301	1911	.300
Shock, Geo., Brooklyn.....	1891	.314*	1894	.320
Smith, A., Brooklyn-Baltimore.....	1897	.309	1899	.309
Smoot, H., St. Louis.....	1902	.313	1905	.311
Snodgrass, F. C., New York.....	1909	.300	1910	.321
Steinfeldt, H., Cincinnati-Chicago.....	1903	.312	1906	.327
Stengel, C., Brooklyn.....	1912	.316	1914	.316

## TWO YEARS—Continued

	Year.	P.C.	Year.	P.C.
Stockdale, O., Washington-Boston.....	1894	.306	1895	.325
Stone, Geo., St. Louis.....	1906	.358†	1907	.320†
Stratton, S., Louisville-Chicago.....	1890	.325*	1894	.350
Sugden, J., Pittsburgh.....	1894	.333	1895	.310
Sullivan, Jos., Washington-Philadelphia.....	1894	.337	1895	.340
Sutcliffe, Cleveland-Washington.....	1890	.329†	1891	.347*
Sweeney, C., Providence-St. Louis-Cleveland.....	1884	.302	1887	.329*
Sweeney, W. J., Boston.....	1911	.314	1912	.344
Tebeau, Geo., Cincinnati-Cleveland.....	1884	.361*	1895	.323
Terry, W. H., Brooklyn-Chicago.....	1887	.335*	1894	.323
Titus, John, Philadelphia-Boston.....	1905	.308	1912	.309
Twitchell, L., Detroit-Louisville.....	1887	.352	1893	.331
Whitney, J. E., Boston-Washington.....	1882	.325*	1887	.324
Wilson, A., New York-Chicago.....	1911	.303	1915	.309‡
Wilson, A. P., New York.....	1894	.329	1897	.310
Wilson, J., Pittsburgh.....	1911	.300	1912	.300
Wise, S., Boston-Washington.....	1887	.330	1893	.317
Wood, G., Philadelphia-Athletics.....	1890	.304†	1891	.304*
Young, D. T., Cleveland-Boston.....	1896	.304	1903	.330†

## ONE YEAR

	Year.	P.C.	Year.	P.C.	
Abbey, C. A., Washington.....	1894	.318	Carey, Geo., Washington.....	1902	.316†
Allen, M., Cleveland.....	1887	.330*	Carey, M., Pittsburg.....	1912	.302
Allen, Boston.....	1897	.309	Carey, Thos., Hartford.....	1876	.301
Almeida, Cincinnati.....	1911	.313	Carey, Buffalo.....	1890	.300†
Altrock, N., Chicago.....	1903	.333†	Cartwright, E., Washington.....	1895	.327
Anderson, F., Brooklyn.....	1914	.310‡	Cashion, G., Washington.....	1911	.324†
Atherton, C., Buffalo.....	1900	.336†	Cassidy, F., Hartford.....	1877	.362
Baker, P., Baltimore.....	1883	.321*	Chamberlain, Cincinnati.....	1894	.304
Baldwin, C. B., Detroit.....	1887	.347	Childs, P., Philadelphia.....	1899	.329
Barbare, W. L., Cleveland.....	1914	.308†	Clark, Harry, Chicago.....	1903	.308†
Barber, Washington.....	1915	.302†	Clark, W., Pittsburgh.....	1898	.310
Barclay, G. D., St. Louis.....	1902	.301	Clarke, J. J., Cleveland.....	1906	.358†
Barkley, S., Toledo.....	1884	.300*	Cline, J., Louisville.....	1891	.304*
Barnes, Ross, Chicago.....	1876	.403	Clingman, Wm., Kan. City.....	1900	.309†
Bay, Harry, Cleveland.....	1903	.310†	Clinton, Louisville.....	1876	.338
Beck, Erve, Detroit-Cincin.....	1902	.305	Clinton, J. L., Baltimore.....	1883	.305
Beecher, Buffalo.....	1890	.357†	Clymer, O., Washington.....	1907	.316†
Bemis, Harry, Cleveland.....	1902	.311†	Collifower, H., Cleveland.....	1899	.311
Bescher, R., Cleveland.....	1913	.333†	Collins, Wilson, Boston.....	1913	.333
Birmingham, J., Cleveland.....	1911	.304†	Comiskey, C., St. Louis.....	1887	.368*
Block, J., Chicago.....	1911	.304†	Congalton, W., Cleveland.....	1906	.320†
Bonner, F., Baltimore.....	1894	.301	Connaughton, Boston.....	1894	.337
Borton, Chicago.....	1912	.371†	Connolly, Jos., Boston.....	1914	.306
Boyle, J., Philadelphia.....	1893	.305	Conway, P. J., Boston.....	1887	.320
Bradley, H. F., Pittsburgh.....	1914	.302‡	Coombs, J. M., Athletics.....	1911	.319†
Breitenstein, T., Cincinnati.....	1899	.339	Cooper, Claude, New York.....	1913	.300
Brief, St. Louis.....	1912	.310†	Corcoran, T., Brooklyn.....	1894	.302
Briody, Chas., Cincinnati.....	1884	.354	Corkhill, John, Cincinnati.....	1887	.330*
Brockett, New York.....	1911	.308†	Crane, E. N., New York.....	1890	.314†
Brown, Drummond, Boston.....	1913	.324	Cravath, C. C., Phila.....	1913	.341
Brown, L. T., Providence.....	1878	.310	Crisham, P., Baltimore.....	1899	.303
Brown, M., Chicago.....	1915	.317‡	Criss, L., St. Louis.....	1908	.341†
Brown, Thos., Boston.....	1891	.305*	Cunningham, E., Louisville.....	1895	.310
Brown, W., Louisville.....	1893	.305	Cushman, E. L., Mets.....	1887	.314*
Brown, Pittsburg.....	1885	.304	Dalton, J., Brooklyn.....	1914	.319
Browne, Geo., New York.....	1903	.313	Darling, Dell, Chicago.....	1887	.411
Buelow, Cleveland.....	1900	.353†	Davis, J. J., Baltimore.....	1887	.345*
Burch, E. A., Brooklyn.....	1887	.400*	Davis, W., Philadelphia.....	1915	.348†
Burke, E. D., Cincinnati.....	1896	.342	Deal, Charles, St. Louis.....	1915	.314
Burns, Cincinnati.....	1884	.315	Deasley, Thos., New York.....	1887	.362
Burns, Kansas City.....	1889	.303*	Denny, J., Indianapolis.....	1887	.340
Burns, Geo., Philadelphia.....	1918	.352†	Devlin, James, Louisville.....	1876	.312
Burrell, F., Brooklyn.....	1896	.307	Devore, J., New York.....	1910	.304

## ONE YEAR—Continued

	Year	P.C.		Year.	P.C.
Dexter, C., Louisville.....	1898	.311	Herzog, C., New York.....	1908	.300
Dolan, A., New York.....	1911	.304†	Hess, Otto, Boston.....	1913	.313
Donnelly, J. B., Baltimore.....	1896	.330	Hoffer, W., Baltimore.....	1896	.301
Donohue, J., Milwaukee.....	1901	.305†	Hofman, A. F., Chicago.....	1910	.325
Donohue, Mets.....	1887	.345*	Hoffman, D., Phila.....	1904	.305†
Doolin, C., Philadelphia.....	1911	.328	Hoffmeister, Pittsburgh.....	1897	.312‡
Dorgan, M., New York.....	1885	.325	Hogan, Met.....	1887	.377*
Dowd, T. F., St. Louis.....	1895	.325	Hohnhorst, E. H., Cleve.....	1910	.323†
Drew, Nationals.....	1884	.315‡	Holden, W. P., New York.....	1913	.302†
Duffie, Columbus.....	1891	.306*	Hollocher, C. J., Chicago.....	1918	.316
Eagan, W., Pittsburgh.....	1893	.328	Hooper, H., Boston.....	1911	.311†
Eden, Allegheny.....	1884	.305*	Hoover, W., Keystone.....	1884	.314‡
Edington, A., Pittsburg.....	1912	.302	Hornung, Jos., Boston.....	1882	.301
Ely, F. W., St. Louis.....	1894	.305	Houck, S., Athletics.....	1884	.302*
Erwin, Ross, Bklyn.-Cin.....	1914	.348	Huggins, M., St. Louis.....	1912	.304
Esterbrook, T. J., Mets.....	1883	.408*	Hutchinson, W. F., Chicago.....	1894	.323
Evans, Louis, Brooklyn.....	1914	.355‡	Hyatt, R. H., Pittsburgh.....	1913	.333
Farrar, S., Philadelphia.....	1887	.344	Inks, B., Baltimore-Louisv.....	1894	.337
Farrell, John, Providence.....	1883	.304	Irwin, A., Philadelphia.....	1887	.329
Ferguson, Robt., Chicago.....	1878	.334	Jackson, G. C., Boston.....	1911	.347
Ferguson, New York.....	1906	.333	Johnson, Ralph, Columbus.....	1890	.354*
Ferry, J., Pittsburg.....	1911	.310	Johnson, W., Baltimore.....	1890	.301*
Fields, James, Pittsburgh.....	1887	.311	Jones, D., Chicago.....	1902	.310
Fischer, W. C., Chicago.....	1915	.326‡	Kay, Wm., Washington.....	1907	.333†
Flack, Max, Chicago.....	1915	.315‡	Kelly, W. J., Pittsburg.....	1912	.318
Fletcher, A., New York.....	1911	.319	Keenan, J., Indianapolis.....	1884	.305*
Flint, F., Chicago.....	1881	.310	Kennedy, M. J., Cleveland.....	1881	.313
Fogarty, Jas., Philadelphia.....	1887	.365	Kenworthy, W. J., Kans. C.....	1914	.316‡
Foster, C. F., New York.....	1899	.305	Kerins, J. A., Louisville.....	1887	.360*
Frank, Charles, St. Louis.....	1893	.331	Ketcham, Louisville.....	1899	.311
Friskie, Boston.....	1899	.331	Kienzie, Athletics.....	1882	.333*
Frisk, E., Detroit.....	1901	.306†	Killian, E., Detroit.....	1907	.320†
Fulmer, Baltimore.....	1887	.368*	Kilroy, M., Baltimore.....	1887	.323*
Ganley, J., Pittsburgh.....	1905	.315	Kinslow, T. P., Brooklyn.....	1892	.309
Ganzel, John, Kansas City.....	1900	.391†	Kissinger, W. F., St. Louis.....	1896	.315
Gardner, Indianapolis.....	1887	.306	Kitson, F. R., Baltimore.....	1898	.333
Gardner, E., New York.....	1909	.329†	Kittridge, M. J., Chicago.....	1894	.317
Geier, P., Indianapolis.....	1900	.322†	Klobedanz, F. A., Boston.....	1897	.316
Gerhardt, J., Cincinnati.....	1878	.303	Knight, J. W., Cincinnati.....	1890	.312
German, L., New York.....	1894	.300	Knight, J., New York.....	1910	.312†
Gessler, Boston.....	1908	.308†	Knisely, P. J., Cincinnati.....	1912	.328
Gettman, J., Washington.....	1897	.315	Koestner, E., Cleveland.....	1910	.313†
Gilhooley, Frank, N. York.....	1913	.341†	Krieg, W., Washington.....	1887	.304
Gilks, R. J., Cleveland.....	1887	.333*	Krug, Boston.....	1912	.308†
Gillespie, J., New York.....	1883	.314	Kuhne, W. J., Pittsburg.....	1887	.322
Goodall, H. F., Louisville.....	1890	.422*	Leach, Thos., Pittsburg.....	1907	.303
Goode, W., Boston.....	1910	.337	Leahy, Thos., Wash.-Pitts.....	1897	.310
Goodman, Allegheny.....	1882	.316*	Lee, Baltimore.....	1884	.320‡
Gray, W. T., Cincinnati.....	1895	.301	Lord, B., Athletics.....	1911	.310†
Gregg, V., Boston.....	1915	.350†	Louden, William, Buffalo.....	1914	.313‡
Greenwood, N. F., Balti.....	1887	.326*	Luby, John P., Chicago.....	1890	.342
Griffin, T. C., Rochester.....	1890	.305*	Lumley, H., Brooklyn.....	1906	.324
Griffiths, Thos., Cincinnati.....	1915	.307	Mack, C., Pittsburgh.....	1893	.325
Griggs, Cleveland.....	1912	.304†	Mack, D., Louisville.....	1887	.410*
Grigs, A., Detroit.....	1918	.364†	Madden, M. J., Boston.....	1887	.305
Hahn, E., New York.....	1905	.319†	Magee, Lee, Brooklyn.....	1915	.300‡
Hankinson, F., Met.....	1887	.315*	Magoon, G., Indianapolis.....	1900	.309†
Harley, R., Detroit.....	1900	.325†	Mann, F. J., Clev.-Ath.....	1887	.346*
Harris, Joseph, Cleveland.....	1917	.304†	Mann, L., Chicago.....	1915	.306‡
Hart, J., Baltimore.....	1901	.312†	Mansell, Thos., St. Louis.....	1883	.383*
Hartley, Grover, New York.....	1913	.316	Marr, Chas., Col.....	1889	.303*
Hassamaer, W. L., Wash.....	1894	.326	Marsans, A., Cincinnati.....	1912	.317
Hatfield, G., Brooklyn.....	1893	.315	Maul, Al, Philadelphia.....	1887	.450
Hawks, W. V., Baltimore.....	1894	.301	McCarty, Bklyn.-N.Y.....	1916	.339
Hawley, E. P., Pittsburg.....	1895	.324	McClellan, W. H., Wash.....	1887	.350*
Hendrix, C., Pittsburg.....	1912	.322	McCormack, J., Cincinnati.....	1883	.309



## ONE YEAR—Continued

Year.	PO.	Year.	PO.
McCormick, H., New York.....	1912 .333	Shomberg, W., Ind.....	1887 .389
McFarland, H., Baltimore.....	1902 .307†	Simon, M. E., Pittsburg....	1912 .301
McGlone, J., Cleveland.....	1887 .329*	Slagle, J., Chicago.....	1902 .313
McIntyre, M., Chicago.....	1911 .323†	Smith, Geo., Brooklyn.....	1887 .307*
McKechnie, W. B., Ind'ap.....	1914 .305§	Smith, G., Washington.....	1898 .302
McMahon, J., Baltimore.....	1895 .302	Smith, J. F., Baltimore.....	1887 .327*
McTammany, J., Brooklyn.....	1887 .354*	Smith, Altoona .....	1884 .323‡
Merkle, Fred, New York.....	1912 .309	Sockalexis, L. F., Cleve.....	1897 .331
Meyer, B., Baltimore.....	1914 .302§	Sommer, J. J., Baltimore.....	1887 .355*
Meyerle, L., Philadelphia.....	1876 .336	Southworth, W. H., Pitts....	1918 .341
Meyers, H., Boston-St. L.....	1911 .333†	Spalding, A. G., Chicago.....	1876 .305
Miller, G. F., Pittsburg.....	1887 .313	Stafford, J., New York.....	1893 .301
Miller, Geo. E., St. Louis.....	1894 .341	Stahl, J. G., Boston.....	1912 .301†
Mitchell, M., Cincinnati.....	1909 .310	Stearns, D., Cincinnati.....	1882 .302
Moore, National .....	1884 .337‖	Steele, Wm., St. L.-Bklyn..	1914 .300
Moore, Altoona .....	1884 .302‡	Strand, Paul, Boston.....	1914 .333
Mountain, Athletics .....	1882 .530*	Stricker, J., Cleveland.....	1887 .333*
Mowrey, H. H., Cincinnati.....	1906 .321	Sullivan, M. C., Chicago.....	1887 .334
Mulvey, J., Philadelphia.....	1887 .317	Sunday, W., Chicago.....	1887 .359
Myers, Al., Washington.....	1887 .308	Taggart, R. J., Boston.....	1918 .329
Nance, Louisville .....	1898 .329	Tannehill, J., Pittsburg....	1900 .342
Nichols, Philadelphia.....	1907 .302†	Taylor, H., Louisville.....	1891 .304*
Nicklin (Strang), S. N. Y.....	1906 .319	Taylor, J. B., Philadelphia..	1894 .331
Nolan, E., Allegheny.....	1883 .308*	Taylor, St. Louis.....	1884 .355‖
Northen, H., Cin.-Brook.....	1911 .316	Terry, Zeb, Boston.....	1913 .305
Oakes, E. T., Pittsburgh.....	1914 .311§	Theilman, Cleve.-Boston.....	1908 .304†
O'Brien, D., Athletics.....	1887 .353*	Thomas, E., Detroit.....	1908 .307†
O'Brien, J., New York.....	1899 .305	Thompson, J. A., Phila.....	1915 .333†
O'Brien, W., Washington.....	1887 .310	Thornton, W. M., Chicago.....	1897 .329
Oldfield, Brooklyn .....	1885 .308*	Tinker, Jos., Cincinnati.....	1913 .317
Olin, Washington .....	1884 .305*	Tredway, G., Brooklyn.....	1894 .336
O'Neill, M., St. Louis.....	1902 .318	Trott, S., Baltimore.....	1887 .306*
O'Rourke, John, Boston.....	1879 .341	Truby, Harry, Chicago.....	1895 .339
O'Rourke, Thos., Louisville..	1893 .315	Turner, J., Cleveland.....	1912 .308†
Pettit, R., Chicago.....	1887 .301	Twineham, St. Louis.....	1894 .311
Pfeffer, F., Chicago.....	1887 .325	Viox, James, Pittsburgh.....	1913 .317
Phillips, W. B., Brooklyn.....	1887 .322*	Virtue, J. K., Cleveland.....	1890 .305
Phillips, W. C., Cincinnati.....	1902 .333	Waldron, T., Washington.....	1901 .306†
Pick, Chas., Chicago.....	1918 .326	Walker, E., Washington.....	1911 .303†
Piez, Charles, New York.....	1914 .375	Walsh, J., Baltimore.....	1914 .310§
Pipp, W. C., New York.....	1918 .304†	Walsh, W. R., Philadelphia..	1913 .333
Poorman, Athletics .....	1887 .316*	Ward, F., Washington.....	1894 .303
Pratt, D., St. Louis.....	1912 .302†	Weaver, G. D., Chicago.....	1913 .300†
Putman, New York.....	1905 .313†	Weaver, W. B., Louisville.....	1893 .309
Raford, Paul, Met.....	1887 .404*	Welch, St. Louis.....	1887 .307*
Rainey, New York.....	1887 .349	Werrick, J., Louisville.....	1887 .333*
Reclus, Athletics .....	1887 .302*	Wheelock, W. H., Boston.....	1887 .314
Rice, S., Washington.....	1917 .302†	Whitney, A., Pittsburg....	1887 .343
Richardson, D., New York.....	1887 .332	White, W. H., Cincinnati.....	1880 .302
Ritchey, C., Louisville.....	1899 .309	White, W., Louisville.....	1887 .308*
Robertson, D., New York.....	1916 .307	Wilhelm, Brooklyn .....	1910 .316
Robinson, W. H., St. Louis.....	1887 .426*	Williams, A., Washington.....	1912 .318†
Roseman, J., Met.....	1890 .320*	Williamson, E. N., Chicago.....	1887 .371
Rossman, Claude, Detroit.....	1906 .308†	Wilson, F., Brooklyn.....	1915 .306§
Rothfuss, Pittsburgh .....	1897 .348	Wiltse, L., Philadelphia.....	1901 .373†
Rowan, J., St. Louis.....	1911 .384†	Wiltse, Geo., New York.....	1912 .326
Scheer, A. G., Indianapolis.....	1914 .309§	Wingo, Ivey, St. Louis.....	1914 .300
Schmandt, H. H., Brooklyn.....	1918 .307	Wood, Chicago .....	1900 .307†
Schmidt, Chas., Boston.....	1913 .308	Wood, P. B., Philadelphia.....	1887 .342
Schoenick, Chic.-Balt.....	1884 .303	Wood, R., Cincinnati.....	1899 .317
Sebring, James, Pittsburgh.....	1902 .308	Wolter, H., New York.....	1911 .304†
Seigle, Cincinnati.....	1905 .304	Yerkes, S. D., Pittsburgh.....	1914 .333§
Severold, H., Cincinnati.....	1911 .304	Yingling, Earl, Brooklyn.....	1913 .383
Shaw, A., Brooklyn.....	1914 .321§	Young, Ross, N. Y.....	1918 .302
Sheehan, T., St. Louis.....	1895 .324	Zwilling, E. H., Chicago....	1914 .308§
Shocker, U. J. S., St. L.....	1913 .324†		

## Club Leaders in Major Leagues

### GREATEST NUMBER OF TIMES AT BAT BY CLUBS.

National League.	American League.
1900—	Buffalo .....
1901—	Cleveland .....
1902—	Boston .....
1903—Pittsburgh .....	Cleveland .....
1904—Cincinnati .....	Detroit .....
1905—Philadelphia .....	St. Louis .....
1906—St. Louis .....	Cleveland .....
1907—Boston .....	Boston .....
1908—Boston .....	St. Louis .....
1909—New York .....	Detroit .....
1910—Philadelphia .....	Cleveland .....
1911—Boston .....	Cleveland .....
1912—Boston .....	Chicago .....
1913—Philadelphia .....	Washington .....
1914—Boston .....	Cleveland .....
1915—Cincinnati .....	Detroit .....
1916—Cincinnati .....	Detroit .....
1917—Cincinnati-Brooklyn .....	Washington .....
1918—St. Louis .....	Washington .....

Federal League—1914, Brooklyn, 5210; 1915, St. Louis, 5152.

Best record in years previous to 1900—1887, St. Louis, American Association, 5461.

### GREATEST NUMBER OF RUNS BY CLUBS.

1900—Brooklyn .....	Indianapolis .....
1901—	Chicago .....
1902—	Philadelphia .....
1903—Pittsburgh .....	Boston .....
1904—New York .....	Cleveland .....
1905—New York .....	Philadelphia .....
1906—Chicago .....	Cleveland .....
1907—Pittsburgh .....	Detroit .....
1908—New York .....	Detroit .....
1909—Pittsburgh .....	Detroit .....
1910—New York .....	Detroit .....
1911—Chicago .....	Philadelphia .....
1912—New York .....	Boston .....
1913—Chicago .....	Philadelphia .....
1914—New York .....	Philadelphia .....
1915—St. Louis .....	Detroit .....
1916—New York .....	Detroit .....
1917—New York .....	Chicago .....
1918—Cincinnati-Chicago .....	Cleveland .....

Federal League—1914, Indianapolis, 762; 1915, Brooklyn, 647.

Best record in years previous to 1900—1887, St. Louis, American Association, 1133.

### GREATEST NUMBER OF BASE HITS BY CLUBS.

1900—St. Louis .....	Kansas City .....
1901—	Philadelphia .....
1902—	Cleveland .....
1903—Pittsburgh .....	Boston .....
1904—New York .....	Cleveland .....
1905—Cincinnati .....	Cleveland .....
1906—Chicago .....	Cleveland .....
1907—Pittsburgh .....	Detroit .....
1908—New York .....	Detroit .....
1909—Pittsburgh .....	Detroit .....
1910—New York .....	Philadelphia .....
1911—Boston .....	Detroit .....
1912—Pittsburgh .....	Philadelphia .....

## GREATEST NUMBER OF BASE BITS BY CLUBS—Continued.

National League.		American League.	
1913—Philadelphia	1433	Philadelphia	1413
1914—Brooklyn	1386	Philadelphia	1392
1915—Cincinnati	1323	Detroit	1373
1916—Brooklyn	1366	Detroit	1370
1917—Cincinnati	1385	Detroit	1317
1918—Cincinnati	1185	Washington	1143

Federal League—1914, Indianapolis, 1471; St. Louis, 1341.

Best record in years previous to 1900—1887, Detroit Nationals, 1749.

## GREATEST NUMBER OF TOTAL BASE HITS BY CLUBS.

1900—Brooklyn	1866		
1901—		Philadelphia	1901
1902—		Washington	1876
1903—Pittsburgh	1957	Boston	1925
1904—New York	1773		
1905—New York	1876		
1906—Chicago	1699	Cleveland	1914
1907—Pittsburgh	1607		
1908—Pittsburgh	1696		
1909—Pittsburgh	1809		
1910—New York	1854	Philadelphia	1832
1911—New York	1951	Philadelphia	2076
1912—Pittsburgh	2090	Philadelphia	1927
1913—Philadelphia	2065	Philadelphia	1894
1914—Philadelphia	1846	Philadelphia	1801
1915—Chicago	1743	Detroit	1837
1916—Brooklyn	1805	Detroit	1815
1917—Cincinnati	1859	Detroit	1753
1918—Cincinnati	1563	Cleveland	1422

Federal League—1914, Indianapolis, 1974; 1915, Chicago, 1814.

Best record in years previous to 1900—1887, Detroit Nationals, 2354.

## GREATEST NUMBER OF SACRIFICE HITS BY CLUBS.

1900—Chicago	133		
1901—Boston	134	Chicago	129
1902—Chicago	156	Chicago	155
1903—Philadelphia	164	Detroit	161
1904—New York	166		
1905—Chicago	193		
1906—Chicago	231	Chicago	207
1907—Brooklyn	197		
1908—Chicago	270		
1909—Chicago	248		
1910—Chicago	234	Boston	227
1911—Chicago	202	Philadelphia	231
1912—Chicago	182	Chicago	211
1913—Philadelphia	183	Cleveland	208
1914—Boston	221	Philadelphia	217
1915—Boston	194	Chicago	217
1916—Brooklyn	203	Boston	233
1917—Chicago	202	Boston	310
1918—Chicago	190	Boston	193

Federal League—1914, Indianapolis, 223; 1915, St. Louis, 233.

Best record in years previous to 1900—1891, Boston Americans, 392.

## GREATEST NUMBER OF STOLEN BASES BY CLUBS.

1900—Brooklyn	264		
1901—Chicago	204	Chicago	275
1902—Chicago	229	Chicago	268
1903—Chicago	271	Cleveland	183
1904—New York	283		
1905—New York	281		
1906—New York	288	St. Louis-Washington	214
1907—Pittsburgh	264		
1908—Chicago	212		

## GREATEST NUMBER OF STOLEN BASES BY CLUBS—Continued.

National League.		American League.	
1909—Cincinnati	280		
1910—Cincinnati	310	New York	284
1911—New York	347	Detroit	277
1912—New York	319	Detroit	275
1913—New York	296	Washington	283
1914—New York	239	New York	252
1915—Pittsburgh	182	Detroit	243
1916—New York	206	St. Louis	234
1917—New York	162	Chicago	223
1918—Pittsburgh	371	Cleveland	171

Federal League—1914, Indianapolis, 287; 1915, Brooklyn, 247.

Best record in years previous to 1900—1887, Athletics, American Association, 638.

## HIGHEST BATTING PER CENT BY CLUBS.

1900—		Kansas City	274
1901—		Boston	293
1902—		Cleveland	288
1903—Pittsburgh	287	Boston	293
1904—New York	262	Cleveland	293
1905—New York	273	Cleveland	255
1906—Chicago	262	Cleveland	279
1907—Pittsburgh	254	Detroit	266
1908—Chicago	267	Detroit	264
1909—Pittsburgh	259	Detroit	267
1910—New York	275	Philadelphia	295
1911—New York	279	Philadelphia	297
1912—New York	286	Philadelphia	282
1913—New York	273	Philadelphia	285
1914—Brooklyn	269	Philadelphia	272
1915—St. Louis	254	Detroit	268
1916—Brooklyn	261	Detroit	264
1917—Cincinnati	264	Detroit	259
1918—Cincinnati	278	Cleveland	261

Federal League—1914, Indianapolis, 284; 1915, Brooklyn, 266.

## GREATEST NUMBER OF PUT-OUTS BY CLUBS.

1900—		Milwaukee	3808
1901—		Boston	3725
1902—Chicago	3877	Philadelphia	3712
1903—New York	3750	Boston	3764
1904—New York	4176	Detroit	4252
1905—Chicago	4208	Chicago	4254
1906—Chicago	4160	Cleveland	4233
1907—Chicago	4116	Boston	4230
1908—Chicago	4232	Cleveland	4261
1909—New York	4306	Chicago	4273
1910—Brooklyn	4238	Cleveland	4396
1911—Cincinnati	4260	Cleveland	4173
1912—Pittsburgh	4143	Chicago	4230
1913—Philadelphia	4359	Washington	4189
1914—St. Louis	4271	Boston	4270
1915—Cincinnati	4289	Detroit	4230
1916—Brooklyn	4259	St. Louis	4323
1917—New York	4274	Chicago	4280
1918—Chicago	3581	Washington	3682

Federal League—1914, Chicago, 4257; 1915, St. Louis, 4273.

Best record in years previous to 1900—1898, Cincinnati Nationals, 4153.

## GREATEST NUMBER OF ASSISTS BY CLUBS.

1900—		Detroit	1974
1901—		Detroit	1939
1902—Chicago	1956	Cleveland	1932
1903—Pittsburgh	1958	Cleveland	1929

## GREATEST NUMBER OF ASSISTS BY CLUBS—Continued.

National League.		American League.	
1904—New York	2163	St. Louis	2186
1905—Cincinnati	2151	Chicago	2206
1906—New York	2120	Chicago	2255
1907—Boston	2123	Chicago	2446
1908—Boston	2225	Chicago	2364
1909—St. Louis	2088	Chicago	2327
1910—Boston	2214	Chicago	2236
1911—Boston	2063	Washington	2232
1912—St. Louis	2045	Detroit	2264
1913—Philadelphia	2081	Detroit	2172
1914—Boston	2162	Detroit	2272
1915—Cincinnati	2110	Detroit	2170
1916—Chicago	2155	St. Louis	2188
1917—St. Louis	2293	Cleveland	2178
1918—St. Louis	1964	Philadelphia	1845

Federal League—1914, Kansas City, 2134; 1915, Kansas City, 2184.

Best record in years previous to 1900—1888, New York Nationals, 2349.

## GREATEST NUMBER OF ERRORS BY CLUBS.

1900—New York	462	Minneapolis	408
1901—		Detroit	425
1902—St. Louis	343	Baltimore	358
1903—Boston	348	Cleveland	314
1904—Philadelphia	403	Washington	314
1905—Brooklyn	408	Washington	323
1906—Boston	337	Boston	340
1907—St. Louis	340	New York	338
1908—St. Louis	348	New York	340
1909—Boston	342	New York	331
1910—Boston	305	St. Louis	378
1911—Boston	347	St. Louis	353
1912—Boston	297	New York	386
1913—Boston	273	St. Louis	305
1914—Philadelphia	324	St. Louis	310
1915—Chicago	268	St. Louis-Philadelphia	338
1916—Chicago	286	Philadelphia	314
1917—Chicago	267	St. Louis	281
1918—St. Louis	220	Washington	229

Federal League—1914, St. Louis, 277; 1915, Brooklyn, 291.

Record in years previous to 1900—1885, Buffalo Nationals, 906.

## HIGHEST FIELDING PER CENT BY CLUBS.

1900—		Milwaukee	.947
1901—		Washington	.939
1902—Pittsburgh	.958	St. Louis	.949
1903—New York	.952	Boston	.960
1904—New York	.954	Chicago	.965
1905—Chicago	.962	Chicago	.963
1906—Chicago	.969	Cleveland	.966
1907—Chicago	.967	Chicago	.965
1908—Chicago	.969	Chicago	.966
1909—Pittsburgh	.964	Chicago	.964
1910—Brooklyn	.964	Cleveland	.964
1911—Pittsburgh-Philadelphia	.963	Philadelphia	.964
1912—Pittsburgh	.972	Philadelphia	.953
1913—Philadelphia	.963	Philadelphia	.966
1914—Pittsburgh	.966	Philadelphia	.967
1915—Boston	.966	New York	.966
1916—Boston	.967	Boston	.972
1917—New York	.963	Boston	.972
1918—New York	.970	Boston	.971

Federal League—1914, Buffalo-Chicago, .962; 1915, Pittsburgh, .972.

Best record in years previous to 1900—1895, Baltimore Nationals, .994.

### FEW HIT GAMES, ONE-BASE HITS BY CLUBS—1900 TO 1918—AMERICAN AND NATIONAL LEAGUES

Year	No-Hit Games		One-Hit Games		Two-Hit Games		Three-Hit Games		Greatest Number 1-B. Hits by Single Club in 9 Innings		Greatest Number 1-B. Hits by Both Clubs in 9 Innings	
	Am.	Nat.	Am.	Nat.	Am.	Nat.	Am.	Nat.	Am.	Nat.	Am.	Nat.
1900	3	1	0	5	7	8	28	26	24	26	39	44
1901	0	1	4	2	8	7	13	23	25	31	40	49
1902	1	0	3	6	16	21	19	27	27	28	45	36
1903	0	1	5	4	4	11	27	26	24	22	40	36
1904	2	0	6	5	19	17	43	44	24	20	36	33
1905	3	1	4	1	25	17	45	51	22	22	35	33
1906	0	3	11	12	17	15	39	40	23	22	34	41
1907	0	2	7	9	23	23	44	50	22	21	37	35
1908	4	2	6	9	23	22	48	47	27	19	36	31
1909	0	1	7	9	25	25	56	41	21	23	35	34
1910	2	1	13	6	28	19	42	38	23	23	37	38
1911	2	0	3	10	14	17	25	26	21	23	37	38
1912	2	1	3	3	10	9	28	24	26	27	36	34
1913	0	0	5	3	23	16	45	36	25	22	34	36
1914	2	1	9	11	18	17	45	40	22	19	34	34
1915	0	2	12	9	25	26	42	34	21	24	37	41
1916	3	1	6	8	16	24	44	42	20	23	36	36
1917	5	1	11	3	19	22	38	39	21	25	34	32
1918	1	0	9	8	7	16	35	28	25	26	33	37

### 1-0 GAMES, TIE GAMES, EXTRA INNING GAMES, LONGEST GAMES, HIGHEST SCORE GAMES—1900 TO 1918 AMERICAN AND NATIONAL LEAGUES

Year	1-0 Games		Other Shutout Games		Tie Games		Extra Inning Games		Greatest Number Innings Played in a Game		Highest Score Made by Single Club in a Game		Highest Score Made by Both Clubs in a Game		Highest Score in Shutout Game	
	Am.	Nat.	Am.	Nat.	Am.	Nat.	Am.	Nat.	Am.	Nat.	Am.	Nat.	Am.	Nat.	Am.	Nat.
1900	12	11	68	55	9	15	50	46	17	14	21	23	31	36	16	14
1901	5	11	48	59	8	7	32	52	16	17	23	25	35	38	21	13
1902	8	12	51	89	9	13	43	41	17	19	23	24	31	26	14	12
1903	25	8	74	59	6	9	48	45	18	14	19	20	25	28	11	15
1904	35	19	101	89	18	11	63	44	16	17	21	19	24	25	13	14
1905	28	24	96	83	11	8	63	57	20	20	16	19	23	25	15	15
1906	19	40	118	103	12	8	57	49	24	15	20	18	25	26	12	19
1907	27	43	104	113	18	12	60	59	17	15	16	20	31	25	15	11
1908	41	39	91	125	10	6	63	53	16	17	21	16	29	24	12	14
1909	39	28	106	104	13	9	50	61	18	17	17	19	23	22	17	12
1910	20	22	107	88	19	7	75	54	16	16	19	20	24	27	14	18
1911	17	16	66	77	4	15	65	54	14	16	20	26	30	29	13	14
1912	13	13	67	72	8	5	47	58	19	19	24	23	33	33	12	12
1913	21	24	91	64	5	16	53	74	15	17	21	17	25	26	11	13
1914	36	28	101	90	18	10	73	54	16	21	16	15	20	23	12	10
1915	25	23	76	111	10	13	52	61	19	19	20	20	27	27	16	13
1916	22	38	80	101	9	11	80	78	17	18	19	13	22	19	11	9
1917	31	30	97	97	9	13	67	69	17	22	20	19	26	28	11	13
1918	32	30	64	68	6	4	70	56	19	21	19	22	25	29	13	16

# Individual Leaders in Major Leagues

## BATSMEN

### ONE-BASE HITS.

National League.		American League.	
1900—W. Keeler, Brooklyn.....	179	T. Waldron, Washington.....	152
1901—J. Burkett, St. Louis.....	180	F. Jones, Chicago.....	148
1902—C. Beaumont, Pittsburgh..	168	P. Dougherty, Boston.....	161
1903—C. Beaumont, Pittsburgh..	166	W. Keeler, New York.....	164
1904—C. Beaumont, Pittsburgh..	158	W. Keeler, New York.....	147
1905—M. Donlin, New York.....	161	W. Keeler, New York.....	166
1906—M. Huggins, Cincinnati....	141		
Shannon, New York-St.L....	141		
1907—Beaumont, Pittsburgh.....	150	G. Stone, St. Louis.....	160
1908—M. Donlin, New York.....	150	N. Lajoie, Cleveland.....	131
		G. Stone, St. Louis.....	131
1909—E. Grant, Philadelphia.....	147	T. R. Cobb, Detroit.....	164
1910—J. Wagner, Pittsburgh.....	132	N. Lajoie, Cleveland.....	165
1911—R. Miller, Boston.....	146	T. R. Cobb, Detroit.....	169
1912—W. Sweeney, Boston.....	159	T. R. Cobb, Detroit.....	167
1913—J. Daubert, Brooklyn.....	152	E. T. Collins, Athletics.....	145
1914—B. Becker, Philadelphia... 123		J. McInnis, Athletics.....	160
1915—L. Doyle, New York.....	135	T. R. Cobb, Detroit.....	161
1916—D. Robertson, New York... 142		T. Speaker, Cleveland.....	160
1917—E. J. Roush, Cincinnati... 141		T. R. Cobb, Detroit.....	151
B. Kauff, New York.....	141		
1918—C. Hollocher, Chicago.....	130	George Burns, Athletics.....	141

Federal League—1914, B. Kauff, Indianapolis, 145; 1915, B. Kauff, Brooklyn, and J. T. Tobin, St. Louis, 137.

### TWO-BASE HITS.

1900—J. Wagner, Pittsburgh.....	45	N. Lajoie, Athletics.....	48
1901—J. Wagner, Pittsburgh.....	39		
J. Beckley, Cincinnati.....	39		
1902—J. Wagner, Pittsburgh.....	32	H. Davis, Athletics.....	43
1903—F. C. Clarke, Pittsburgh... 32		R. A. Seybold, Athletics.....	43
H. Steinfeldt, Cincinnati... 32			
S. Mertes, New York.....	32		
1904—J. Wagner, Pittsburgh.....	44	N. Lajoie, Cleveland.....	50
1905—J. B. Seymour, Cincinnati.. 40		H. Davis, Athletics.....	47
1906—J. Wagner, Pittsburgh.....	38	N. Lajoie, Cleveland.....	49
1907—J. Wagner, Pittsburgh.....	38	H. Davis, Athletics.....	37
1908—J. Wagner, Pittsburgh.....	39	T. R. Cobb, Detroit.....	36
1909—J. Wagner, Pittsburgh.....	39	S. Crawford, Detroit.....	35
1910—R. Byrne, Pittsburgh.....	43	N. Lajoie, Cleveland.....	51
1911—E. Konetchy, St. Louis.....	38	T. R. Cobb, Detroit.....	47
1912—H. Zimmerman, Chicago... 41		Tris Speaker, Boston.....	53
1913—J. C. Smith, Brooklyn... 40		Jos. Jackson, Cleveland... 39	
1914—S. R. Magee, Philadelphia.. 39		Tris Speaker, Boston.....	46
1915—L. Doyle, New York.....	40	R. Veach, Detroit.....	40
1916—J. A. Nichoff, Philadelphia. 42		Tris Speaker, Cleveland... 41	
		J. G. Graney, Cleveland... 41	
1917—Henry Groh, Cincinnati... 39		T. R. Cobb, Detroit.....	44
1918—Henry Groh, Cincinnati... 23		Tris Speaker, Cleveland... 33	

### THREE-BASE HITS.

1900—J. Wagner, Pittsburgh.....	21	J. Williams, Baltimore.....	22
1901—J. Sheppard, Brooklyn.....	21	J. Williams, Baltimore... 23	
1902—S. Crawford, Cincinnati... 23		S. Crawford, Detroit.....	25
1903—J. Wagner, Pittsburgh.....	19	C. Stahl, Boston.....	22
1904—H. Lumley, Brooklyn.....	13	E. Flick, Cleveland.....	19
1905—J. B. Seymour, Cincinnati.. 21		E. Flick, Cleveland.....	22
1906—F. C. Clarke, Pittsburgh... 13			

## THREE-BASE HITS—Continued.

National.		American.	
	F. Schulte, Chicago.....	13	
1907—	J. Ganzel, Cincinnati.....	16	E. Flick, Cleveland.....
	C. Alperman, Brooklyn.....	16	
1908—	J. Wagner, Pittsburgh.....	19	T. R. Cobb, Detroit.....
1909—	M. Mitchell, Cincinnati.....	17	J. F. Baker, Athletics.....
1910—	M. Mitchell, Cincinnati.....	18	S. Crawford, Detroit.....
1911—	L. Doyle, New York.....	25	T. R. Cobb, Detroit.....
1912—	J. Wilson, Pittsburgh.....	36	Jos. Jackson, Cleveland.....
1913—	V. S. Saler, Chicago.....	21	S. Crawford, Detroit.....
1914—	Max Carey, Pittsburgh.....	17	S. Crawford, Detroit.....
1915—	Thos. Long, St. Louis.....	25	S. Crawford, Detroit.....
1916—	W. Hinchman, Pittsburgh.....	16	Jos. Jackson, Chicago.....
1917—	Rogers Hornsby, St. Louis.....	17	T. R. Cobb, Detroit.....
1918—	J. Daubert, Brooklyn.....	15	T. R. Cobb, Detroit.....

## HOME RUNS.

1900—	H. Long, Boston.....	12	N. Lajoie, Athletics.....	13
1901—	S. Crawford, Cincinnati.....	16	R. A. Seybold, Athletics.....	16
1902—	T. Leach, Pittsburgh.....	6	J. Freeman, Boston.....	13
1903—	J. Sheckard, Brooklyn.....	9	H. Davis, Athletics.....	10
1904—	H. Lumley, Brooklyn.....	9	H. Davis, Athletics.....	8
1905—	R. Odwell, Cincinnati.....	9	H. Davis, Athletics.....	12
1906—	T. Jordan, Brooklyn.....	12	H. Davis, Athletics.....	7
1907—	D. Brain, Boston.....	10	S. Crawford, Detroit.....	7
1908—	T. Jordan, Brooklyn.....	12	T. R. Cobb, Detroit.....	9
1909—	J. J. Murray, New York.....	7	J. Stahl, Boston.....	10
1910—	F. Schulte, Chi.; Beck, Bos.....	10	J. F. Baker, Athletics.....	9
1911—	F. Schulte, Chicago.....	21	J. F. Baker, Athletics.....	10
1912—	H. Zimmerman, Chicago.....	14	J. F. Baker, Athletics.....	12
1913—	C. C. Cravath, Philadelphia.....	19	J. F. Baker, Athletics.....	8
1914—	C. C. Cravath, Philadelphia.....	19	S. Crawford, Detroit.....	8
1915—	C. C. Cravath, Philadelphia.....	24	R. F. Roth, Chicago-Cleveland.....	7
1916—	D. Robertson, New York.....	12	W. C. Pipp, New York.....	12
	F. Williams, Chicago.....	12		
1917—	D. Robertson, New York.....	12	W. C. Pipp, New York.....	9
	C. C. Cravath, Philadelphia.....	12		
1918—	C. C. Cravath, Philadelphia.....	8	G. H. Ruth, Boston.....	11
			W. C. Walker, Athletics.....	11

## STOLEN BASES

1900—	C. Barrett, Cincinnati.....	46	J. Anderson, Milwaukee.....	63
1901—	J. Sheckard, Brooklyn.....	42	F. Isbell, Chicago.....	50
1902—	J. Wagner, Pittsburgh.....	43	T. Hartsell, Athletics.....	54
1903—	F. Chance, Chicago.....	67	H. Bay, Cleveland.....	46
	J. Sheckard, Brooklyn.....	67		
1904—	J. Wagner, Pittsburgh.....	53	E. Flick, Cleveland.....	42
1905—	J. Maloney, Chicago.....	59	D. Hoffman, Athletics.....	46
	A. Devlin, New York.....	59		
1906—	F. Chance, Chicago.....	57	J. Anderson, Washington.....	39
			E. Flick, Cleveland.....	39
1907—	J. Wagner, Pittsburgh.....	61	T. R. Cobb, Detroit.....	49
1908—	J. Wagner, Pittsburgh.....	53	P. Dougherty, Chicago.....	47
1909—	R. Bescher, Cincinnati.....	54	T. R. Cobb, Detroit.....	76
1910—	R. Bescher, Cincinnati.....	70	E. Collins, Athletics.....	81
1911—	R. Bescher, Cincinnati.....	80	T. R. Cobb, Detroit.....	83
1912—	R. Bescher, Cincinnati.....	67	J. C. Milan, Washington.....	83
1913—	Max Carey, Pittsburgh.....	61	J. C. Milan, Washington.....	74
1914—	Geo. Burns, New York.....	62	F. C. Maisel, New York.....	74
1915—	Max Carey, Pittsburgh.....	36	T. R. Cobb, Detroit.....	96
1916—	Max Carey, Pittsburgh.....	63	T. R. Cobb, Detroit.....	63
1917—	Max Carey, Pittsburgh.....	46	T. R. Cobb, Detroit.....	55
1918—	Max Carey, Pittsburgh.....	58	Geo. Sisler, St. Louis.....	45



SACRIFICE HITS

National League.		American League.	
1900—J. Slagle, Philadelphia.....	27	W. Nance, Minneapolis.....	31
1901—W. Hallman, Philadelphia..	29	W. Nance, Detroit.....	23
1902—F. Tenney, Boston.....	29	D. Fultz, Philadelphia.....	35
1903—D. McGann, New York.....	30	W. Lush, Detroit.....	54
1904—W. Gleason, Philadelphia... 35		F. Jones, Chicago.....	36
1905—W. Gleason, Philadelphia... 43		W. Keeler, New York.....	42
1906—J. Sheppard, Chicago.....	40	T. Jones, St. Louis.....	40
1907—F. O. Knabe, Philadelphia.. 40		W. Bradley, Cleveland.....	46
1908—F. O. Knabe, Philadelphia.. 42		W. Bradley, Cleveland.....	60
1909—J. Sheppard, Chicago.....	46	O. Bush, Detroit.....	52
1910—F. O. Knabe, Philadelphia.. 37		H. Hooper, Boston.....	34
1911—J. B. Lobert, Philadelphia.. 38		J. Austin, St. Louis.....	34
1912—M. Carey, Pittsburgh.....	37	G. Lewis, Boston.....	31
1913—F. O. Knabe, Philadelphia.. 41		R. Chapman, Cleveland.....	48
1914—Lee Magee, St. Louis.....	35	C. A. Gandil, Washington..... 33	
		T. L. Turner, Cleveland.....	38
1915—R. T. Fisher, Chicago.....	42	O. J. Vitt, Detroit.....	42
		G. Weaver, Chicago.....	42
1916—Max Flack, Chicago.....	39	G. Weaver, Chicago.....	44
1917—Chas. Deal, Chicago.....	29	R. Chapman, Cleveland.....	67
1918—E. J. Roush, Cincinnati.... 33		D. Shean, Boston.....	36

FIRST BASEMEN

GREATEST NUMBER OF PUT-OUTS BY FIRST BASEMEN.

1900—J. Beckley, Cincinnati....	1388	P. Werden, Minneapolis.....	1412
1901—J. Ganzel, New York.....	1420	F. Isbell, Chicago.....	1380
1902—J. Beckley, Cincinnati....	1275	G. LaChance, Boston.....	1532
1903—J. Doyle, Brooklyn.....	1418	J. Anderson, St. Louis.....	1497
1904—J. Beckley, St. Louis.....	1526	G. LaChance, Boston.....	1393
1905—F. Tenney, Boston.....	1556	J. Donohue, Chicago.....	1615
1906—T. Nealon, Pittsburgh.....	1592	J. Donohue, Chicago.....	1697
1907—F. Tenney, Boston.....	1587	J. Donohue, Chicago.....	1846
1908—F. Tenney, New York.....	1624	T. Jones, St. Louis.....	1616
1909—E. J. Konetchy, St. Louis. 1584		G. Stovall, Cleveland.....	1478
1910—E. J. Konetchy, St. Louis. 1499		J. G. Stahl, Boston.....	1488
1911—E. J. Konetchy, St. Louis. 1652		Hal Chase, New York.....	1257
1912—F. Luderus, Philadelphia.. 1421		J. McInnis, Athletics.....	1533
1913—F. Luderus, Philadelphia.. 1533		J. McInnis, Athletics.....	1504
1914—E. J. Konetchy, Pitts.... 1576		George Burns, Detroit.....	1576
1915—F. Mollwitz, Cincinnati... 1545		W. C. Pipp, New York.....	1396
1916—E. J. Konetchy, Boston.... 1626		C. A. Gandil, Cleveland.....	1557
1917—W. Holke, New York.....	1635	J. McInnis, Athletics.....	1658
1918—F. C. Merkle, Chicago.....	1388	Geo. Burns, Athletics.....	1384

Federal League—1914, Beck, Chicago, 1615; 1915, W. B. Borton, St. Louis, 1562.

Best record in years previous to 1900—1898, Thos. Tucker, Brooklyn-St. Louis Nationals, 1566.

GREATEST NUMBER OF ASSISTS BY FIRST BASEMEN.

1900—J. Doyle, New York.....	95	P. Werden, Minneapolis.....	74
1901—F. Tenney, Boston.....	87	F. Isbell, Chicago.....	97
1902—F. Tenney, Boston.....	110	F. Isbell, Chicago.....	92
1903—F. Tenney, Boston.....	93	C. C. Carr, Detroit.....	108
1904—F. Tenney, Boston.....	115	C. C. Carr, Cleveland.....	114
1905—F. Tenney, Boston.....	152	J. Donohue, Chicago.....	114
1906—F. Tenney, Boston.....	118	J. Donohue, Chicago.....	118
1907—F. Tenney, Boston.....	113	J. Donohue, Chicago.....	140
1908—E. J. Konetchy, St. Louis.. 122		C. Rossman, Detroit.....	102
1909—E. J. Konetchy, St. Louis.. 97		G. Stovall, Cleveland.....	109
1910—E. J. Konetchy, St. Louis.. 98		G. Stovall, Cleveland.....	91
1911—F. Merkle, New York.....	117	G. Stovall, Cleveland.....	87

## GREATEST NUMBER OF ASSISTS BY FIRST BASEMEN—Continued.

National League.		American League.	
1912—F. Luderus, Philadelphia..	104	J. McInnis, Athletics.....	100
1913—F. Luderus, Philadelphia..	92	C. A. Gandil, Washington.....	106
1914—E. J. Konetchy, Pittsburgh	93	C. A. Gandil, Washington.....	143
1915—J. Daubert, Brooklyn.....	102	W. C. Pipp, New York.....	85
1916—E. J. Konetchy, Boston.....	96	C. A. Gandil, Cleveland.....	105
1917—F. Luderus, Philadelphia..	91	W. C. Pipp, New York.....	109
1918—F. Luderus, Philadelphia..	98	Geo. Burns, Athletics.....	104

Federal League—1914, Swacina, Baltimore, 103; 1915, G. Stovall, Kansas City, 90.  
Best record in years previous to 1900—1892, J. Beckley, Pittsburgh Nationals, 127.

## GREATEST NUMBER OF ERRORS BY FIRST BASEMEN.

1900—J. Doyle, New York.....	43	G. Dungan, Kansas City.....	31
1901—J. Beckley, Cincinnati.....	32	J. B. Freeman, Boston.....	37
1902—J. Beckley, Cincinnati.....	23	C. Hickman, Cleveland.....	39
1903—F. L. Chance, Chicago.....	36	H. Davis, Athletics.....	30
1904—W. E. Bransfield, Pitts.....	30	G. J. Stahl, Washington.....	29
1905—F. Tenney, Boston.....	32	Hal Chase, New York.....	31
1906—T. Jordan, Brooklyn.....	30	H. Davis, Athletics.....	37
1907—T. Jordan, Brooklyn.....	31	H. Davis, Athletics.....	33
1908—T. Jordan, Brooklyn.....	23	J. B. Freeman, Washington.....	41
1909—R. C. Hoblitzel, Cincinnati.	23	Hal Chase, New York.....	23
1910—F. Merkle, New York.....	29	P. Newman, St. Louis.....	32
1911—F. Merkle, New York.....	22	Hal Chase, New York.....	36
F. Luderus, Philadelphia.....	22		
1912—F. Merkle, New York.....	27	J. McInnis, Athletics.....	27
1913—F. Luderus, Philadelphia.....	26	Hal Chase, New York.....	33
V. Saier, Chicago.....	26		
1914—F. Luderus, Philadelphia.....	30	J. Fournier, Chicago.....	25
1915—V. Saier, Chicago.....	21	C. A. Gandil, Washington.....	19
1916—F. Luderus, Philadelphia.....	23	G. Sisler, St. Louis.....	24
1917—Hal Chase, Cincinnati.....	28	G. Sisler, St. Louis.....	22
1918—E. E. Paquette, St. Louis... 20		Geo. Burns, Athletics.....	26

Federal League—1914, Beck, Chicago, 28; 1915, H. Chase, Buffalo, 23.  
Record in years previous to 1900—1895, John Boyle, Philadelphia Nationals, 34.

## GREATEST NUMBER CHANCES ACCEPTED BY FIRST BASEMEN.

1900—J. Beckley, Cincinnati.....	1480	P. Werden, Minneapolis.....	1486
1901—J. Ganzel, New York.....	1495	F. Isbell, Chicago.....	1477
1902—J. Beckley, Cincinnati.....	1344	G. LaChance, Boston.....	1599
1903—J. Doyle, Brooklyn.....	1506	J. Anderson, St. Louis.....	1588
1904—J. Beckley, St. Louis.....	1590	G. LaChance, Boston.....	1762
1905—F. Tenney, Boston.....	1708	J. Donohue, Chicago.....	1759
1906—T. Nealon, Pittsburgh.....	1694	J. Donohue, Chicago.....	1815
1907—F. Tenney, Boston.....	1700	J. Donohue, Chicago.....	1986
1908—F. Tenney, New York.....	1741	T. Jones, St. Louis.....	1706
1909—E. J. Konetchy, St. Louis.	1681	G. Stovall, Cleveland.....	1587
1910—E. J. Konetchy, Cincinnati	1597	G. J. Stahl, Boston.....	1548
1911—E. J. Konetchy, St. Louis.	1723	Hal Chase, New York.....	1339
1912—F. Luderus, Philadelphia..	1525	J. McInnis, Athletics.....	1633
1913—F. Luderus, Philadelphia..	1625	J. McInnis, Athletics.....	1583
1914—E. J. Konetchy, Pitts.....	1669	G. Burns, Detroit.....	1655
1915—F. Mollwitz, Cincinnati... 1624		W. C. Pipp, New York.....	1481
1916—E. J. Konetchy, Boston... 1722		C. A. Gandil, Cleveland.....	1662
1917—F. Luderus, Philadelphia.. 1705		J. McInnis, Athletics.....	1753
1918—F. C. Merkle, Chicago.... 1470		Geo. Burns, Athletics.....	1483

Federal League—1914, Swacina, Baltimore, 1705; 1915, W. B. Borton, St. Louis, 1618.  
Best record in years previous to 1900—1892, J. Beckley, Pittsburgh Nationals, 1651.

FIRST BASEMEN'S HIGHEST FIELDING PERCENTAGE.

National League.		American League.	
1900—Dan McGann, St. Louis... .989		J. Anderson, Milwaukee..... .989	
1901—Dan McGann, St. Louis... .986		J. Anderson, Milwaukee..... .981	
1902—W. E. Bransfield, Pitts... .988		G. Carey, Washington..... .991	
1903—Dan McGann, New York... .988		J. Anderson, St. Louis..... .987	
1904—Dan McGann, New York... .990		G. LaChance, Boston..... .991	
1905—Dan McGann, New York... .995		C. Carr, Cleveland..... .991	
1906—Dan McGann, New York... .995		J. Donohue, Chicago..... .988	
1907—Dan McGann, New York... .994		J. Donohue, Chicago..... .994	
1908—F. Tenney, New York..... .990		J. Donohue, Chicago..... .994	
1909—F. L. Chance, Chicago..... .994		F. Isbell, Chicago..... .994	
1910—F. L. Chance, Chicago..... .996		C. A. Gandil, Chicago..... .989	
1911—E. J. Konetchy, St. Louis. .991		G. Stovall, Cleveland..... .986	
1912—J. Daubert, Brooklyn..... .993		C. A. Gandil, Washington..... .990	
1913—E. J. Konetchy, St. Louis. .995		J. McInnis, Athletics..... .992	
1914—E. J. Konetchy, Pitts..... .995		J. McInnis, Athletics..... .995	
1915—F. Mollwitz, Cincinnati... .996		W. C. Pipp, New York..... .992	
1916—J. Daubert, Brooklyn..... .993		C. A. Gandil, Cleveland..... .995	
1917—E. J. Konetchy, Boston... .994		C. A. Gandil, Chicago..... .995	
1918—E. J. Konetchy, Boston... .992		R. C. Hoblitzel, Boston..... .996	

Highest percentage in years previous to 1900—1897, Oliver Tebeau, Cleveland, .994.

SECOND BASEMEN

GREATEST NUMBER OF PUT-OUTS BY SECOND BASEMEN.

1900—P. Childs, Chicago..... 334	R. Padden, Chicago..... 333
1901—T. Daly, Brooklyn..... 369	N. Lajoie, Athletics..... 403
1902—G. Smith, New York..... 356	W. Gleason, Detroit..... 320
1903—Abbaticchio, Boston..... 316	J. Williams, New York..... 477
1904—J. J. Evers, Chicago..... 381	H. Ferris, Boston..... 367
1905—W. Gleason, Philadelphia.. 365	H. Shaeffer, Detroit..... 403
1906—J. J. Evers, Chicago..... 344	N. Lajoie, Cleveland..... 354
1907—M. Huggins, Cincinnati... 353	H. Ferris, Boston..... 424
1908—F. O. Knabe, Philadelphia. 344	N. Lajoie, Cleveland..... 450
1909—L. Doyle, New York..... 292	E. T. Collins, Athletics..... 373
1910—D. Shean, Boston..... 408	E. T. Collins, Athletics..... 402
1911—W. Sweeney, Boston..... 372	E. T. Collins, Athletics..... 343
1912—W. Sweeney, Boston..... 459	E. T. Collins, Athletics..... 387
1913—G. Cutshaw, Brooklyn..... 402	D. B. Pratt, St. Louis..... 364
1914—G. Cutshaw, Brooklyn..... 455	D. B. Pratt, St. Louis..... 358
1915—G. Cutshaw, Brooklyn..... 397	D. B. Pratt, St. Louis..... 417
1916—G. Cutshaw, Brooklyn..... 361	D. B. Pratt, St. Louis..... 438
1917—D. Shean, Cincinnati..... 332	E. T. Collins, Chicago..... 353
1918—G. Cutshaw, Pittsburgh... 323	D. B. Pratt, New York..... 340

Federal League—1914, W. Kenworthy, Kansas City, 432; 1915, P. B. LaPorte, Newark, 328.

Best record in years previous to 1900—1889, L. Bierbauer, Athletics, 472.

GREATEST NUMBER OF ASSISTS BY SECOND BASEMEN.

1900—P. Childs, Chicago..... 425	G. Magoon, Indianapolis..... 382
1901—C. Ritchey, Pittsburgh..... 386	W. Gleason, Detroit..... 452
1902—J. Farrell, St. Louis..... 438	H. Ferris, Boston..... 450
1903—C. Ritchey, Pittsburgh..... 460	H. Ferris, Boston..... 446
1904—J. J. Evers, Chicago..... 518	H. Ferris, Boston..... 464
	J. Williams, New York..... 464
1905—M. Huggins, Cincinnati... 525	H. Ferris, Boston..... 424
1906—M. Huggins, Cincinnati... 453	N. Lajoie, Cleveland..... 415
1907—J. J. Evers, Chicago..... 500	N. Lajoie, Cleveland..... 461
1908—F. O. Knabe, Philadelphia. 470	N. Lajoie, Cleveland..... 538
1909—J. B. Miller, Pittsburgh... 426	E. Collins, Athletics..... 406
1910—D. Shean, Boston..... 493	E. Collins, Athletics..... 451
1911—M. Huggins, St. Louis..... 439	F. LaPorte, St. Louis..... 398

## GREATEST NUMBER OF ASSISTS BY SECOND BASEMEN—Continued.

National League.		American League.	
1912—W. Sweeney, Boston.....	475	M. C. Rath, Chicago.....	463
1913—F. O. Knabe, Philadelphia.....	466	E. Collins, Athletics.....	448
1914—G. Cutshaw, Brooklyn.....	441	R. A. Blackburn, Chicago.....	433
1915—G. Cutshaw, Brooklyn.....	473	E. Collins, Chicago.....	487
1916—G. Cutshaw, Brooklyn.....	467	D. B. Pratt, St. Louis.....	491
1917—D. Shean, Cincinnati.....	412	R. S. Young, Detroit.....	449
1918—G. Cutshaw, Pittsburgh.....	366	J. Gedeon, St. Louis.....	409
Federal League—1914, F. Farrell, Newark, 435.		Chicago, 452; 1915, P. B. LaPorte,	
Best record in years previous to 1900—1892, L. Bierbauer, Pittsburgh Nationals, 536.			

## GREATEST NUMBER OF ERRORS BY SECOND BASEMEN.

1900—P. Childs, Chicago.....	49	Abbaticchio, Milwaukee.....	56
1901—C. Ritchey, Pittsburgh.....	43	M. Gilbert, Milwaukee.....	61
1902—J. Farrell, St. Louis.....	42	W. Gleason, Detroit.....	61
E. DeMontreville, Boston.....	42	W. Gleason, Detroit.....	41
1903—J. Farrell, St. Louis.....	53	H. Ferris, Boston.....	46
1904—J. J. Evers, Chicago.....	54	D. Murphy, Athletics.....	48
1905—M. Huggins, Cincinnati.....	51	C. Hickman, Washington.....	38
1906—J. J. Evers, Chicago.....	44	O'Brien, St. Louis.....	33
M. Huggins, Cincinnati.....	44		
1907—Abbaticchio, Pittsburgh.....	36	Niles, St. Louis.....	34
1908—L. Doyle, New York.....	33	A. McConnell, Boston.....	33
1909—Alperman, Brooklyn.....	42	A. McConnell, Bos.....	31
1910—L. Doyle, New York.....	53	J. Delehanty, Wash.-Detroit.....	31
		F. Truesdale, St. Louis.....	56
1911—W. Sweeney, Boston.....	46	F. LaPorte, St. Louis.....	36
1912—W. Sweeney, Boston.....	40	D. B. Pratt, St. Louis.....	36
1913—W. Sweeney, Boston.....	45	D. B. Pratt, St. Louis.....	41
		E. T. Collins, Athletics.....	41
1914—H. Groh, Cincinnati.....	44	D. B. Pratt, St. Louis.....	46
1915—J. A. Nichoff, Philadelphia.....	41	R. S. Young, Detroit.....	32
1916—J. A. Nichoff, Philadelphia.....	49	D. B. Pratt, St. Louis.....	33
1917—L. Doyle, Chicago.....	33	Wm. Wambsgans, Cleveland.....	38
1918—Lee Magee, Cincinnati.....	29	R. S. Young, Detroit.....	30
Federal League—1914, W. Kenworthy, Kansas City, 42; 1915, L. Magee, Brooklyn, 39.			
Record in years previous to 1900—1886, Robinson, St. Louis, American Association, 92.			

## GREATEST NUMBER CHANCES ACCEPTED BY SECOND BASEMEN.

1900—P. Childs, Chicago.....	759	R. Paddon, Chicago.....	708
1901—T. Daly, Brooklyn.....	727	H. Ferris, Boston.....	799
C. Ritchey, Pittsburgh.....	727		
1902—G. Smith, New York.....	765	H. Ferris, Boston.....	762
1903—W. Gilbert, New York.....	780	J. Williams, New York.....	905
1904—J. J. Evers, Chicago.....	899	H. Ferris, Boston.....	831
1905—M. Huggins, Cincinnati.....	871	H. Shaefer, Detroit.....	792
1906—M. Huggins, Cincinnati.....	799	N. Lajoie, Cleveland.....	769
1907—J. J. Evers, Chicago.....	846	H. Ferris, Boston.....	833
1908—F. O. Knabe, Philadelphia.....	814	N. Lajoie, Cleveland.....	988
1909—J. B. Miller, Pittsburgh.....	686	E. T. Collins, Athletics.....	779
1910—D. Shean, Boston.....	901	E. T. Collins, Athletics.....	853
1911—R. J. Egan, Cincinnati.....	821	E. T. Collins, Athletics.....	697
1912—W. Sweeney, Boston.....	934	M. C. Rath, Chicago.....	816
1913—G. Cutshaw, Brooklyn.....	850	D. B. Pratt, St. Louis.....	789
1914—G. Cutshaw, Brooklyn.....	899	D. B. Pratt, St. Louis.....	781
1915—G. Cutshaw, Brooklyn.....	870	D. B. Pratt, St. Louis.....	858

## GREATEST NUMBER CHANCES ACCEPTED BY SECOND BASEMEN—Con.

National League.		American League.	
1916—G. Cutshaw, Brooklyn.....	823	D. B. Pratt, St. Louis.....	929
1917—D. Shean, Cincinnati.....	744	R. S. Young, Detroit.....	749
1918—G. Cutshaw, Pittsburgh....	689	D. B. Pratt, New York.....	726

Federal League—1914, W. Kenworthy, Kansas City, 840; 1915, P. B. LaPorte, Newark, 763.

Best record in years previous to 1900—1887, McPhee, Cincinnati, American Association, 971.

## SECOND BASEMEN'S HIGHEST FIELDING PERCENTAGE.

1900—R. J. Lowe, Boston.....	.960	L. Bierbauer, Buffalo.....	.954
1901—W. Hallman, Philadelphia .977		N. Lajoie, Athletics.....	.963
1902—C. C. Ritchey, Pittsburgh .965		N. Lajoie, Cleveland.....	.974
1903—C. C. Ritchey, Pittsburgh .961		D. McCormick, Washington....	.964
1904—C. C. Ritchey, Pittsburgh .958		Hobe, Ferris, Boston.....	.964
1905—C. C. Ritchey, Pittsburgh .961		N. Lajoie, Cleveland.....	.991
1906—C. C. Ritchey, Pittsburgh .966		N. Lajoie, Cleveland.....	.973
1907—C. C. Ritchey, Boston.....	.971	N. Lajoie, Cleveland.....	.969
1908—F. O. Knabe, Philadelphia .969		D. F. Murphy, Athletics.....	.965
1909—D. Shean, Boston.....	.960	E. T. Collins, Athletics.....	.967
1910—J. Hummel, Brooklyn.....	.965	E. T. Collins, Athletics.....	.970
1911—J. Hummel, Brooklyn.....	.972	A. McConnell, Chicago.....	.973
1912—R. Egan, Cincinnati.....	.973	Ed Rath, Chicago.....	.963
1913—M. Huggins, St. Louis.....	.977	J. Bergen, Chicago.....	.988
1914—J. J. Evers, Boston.....	.976	S. D. Yerkes, Boston.....	.972
1915—G. Cutshaw, Brooklyn.....	.971	E. T. Collins, Chicago.....	.974
1916—W. Loudon, Cincinnati....	.968	E. T. Collins, Chicago.....	.976
1917—J. Rawlings, Boston.....	.977	J. J. Barry, Boston.....	.973
1918—L. Doyle, New York.....	.969	J. Gedeon, St. Louis.....	.977

Highest percentage in years previous to 1900—1896, J. A. McPhee, Cincinnati, National League, .982.

## THIRD BASEMEN

## GREATEST NUMBER OF PUT-OUTS BY THIRD BASEMEN.

1900—J. Collins, Boston.....	252	W. Coughlin, Kansas City.....	239
1901—O. Kreuger, St. Louis.....	178	W. Coughlin, Washington.....	228
1902—E. Greminger, Boston.....	222	L. Cross, Athletics.....	197
1903—E. Greminger, Boston.....	217	W. Coughlin, Washington.....	178
1904—T. Leach, Pittsburgh.....	212	J. Collins, Boston.....	191
1905—Courtney, Philadelphia....	229	W. Bradley, Cleveland.....	187
1906—D. Brain, Boston.....	208	W. Coughlin, Detroit.....	188
1907—R. Byrne, St. Louis.....	212	J. Knight, Boston.....	178
1908—A. Devlin, New York.....	203	H. Ferris, St. Louis.....	222
1909—R. Byrne, Pittsburgh.....	214	J. F. Baker, Athletics.....	209
1910—E. Grant, Philadelphia....	193	J. F. Baker, Athletics.....	207
1911—J. B. Lobert, Philadelphia .202		J. Austin, St. Louis.....	228
1912—C. Herzog, New York.....	159	J. Austin, New York.....	219
1913—J. B. Lobert, Philadelphia .181		J. F. Baker, Athletics.....	233
1914—J. C. Smith, Brooklyn.....	220	J. F. Baker, Athletics.....	221
1915—J. C. Smith, Brooklyn.....	170	O. Vitt, Detroit.....	191
1916—J. C. Smith, Boston.....	166	O. Vitt, Detroit.....	208
1917—H. Groh, Cincinnati.....	178	J. F. Baker, New York.....	202
1918—H. Groh, Cincinnati.....	180	J. F. Baker, New York.....	175

Federal League—1914, Westerzel, Brooklyn, 204; 1915, W. McKechnie, Newark, 182.

Best record in years previous to 1900—1899, J. Williams, Pittsburgh Nationals, 249.

## GREATEST NUMBER OF ASSISTS BY THIRD BASEMEN.

1900—J. Collins, Boston.....	323	J. Andrews, Buffalo.....	402
1901—O. Kreuger, St. Louis.....	271	J. Casey, Detroit.....	323
		J. Collins, Boston.....	323

## GREATEST NUMBER OF ASSISTS BY THIRD BASEMEN—Continued.

National League.		American League.	
1902—T. Leach, Pittsburgh.....	321	S. Strang, Chicago.....	336
H. Steinfeldt, Cincinnati...	321	W. Bradley, Cleveland.....	301
1903—E. Greminger, Boston.....	300	L. Tannehill, Chicago.....	364
1904—T. Leach, Pittsburgh.....	371	L. Tannehill, Chicago.....	358
1905—A. Devlin, New York.....	299	W. Coughlin, Detroit.....	265
1906—A. Devlin, New York.....	355	J. Knight, Boston.....	293
1907—R. Byrne, St. Louis.....	348	L. Tannehill, Chicago.....	341
1908—A. Devlin, New York.....	331	J. F. Baker, Athletics.....	277
1909—A. Devlin, New York.....	317	W. Purtell, Chicago-Boston.....	320
1910—H. H. Mowrey, St. Louis..	301	J. Austin, St. Louis.....	337
1911—R. Byrne, Pittsburgh.....	282	E. Foster, Washington.....	348
1912—C. Herzog, New York.....	308	J. Austin, St. Louis.....	288
1913—J. C. Smith, Brooklyn.....	295	G. Moriarity, Detroit.....	312
1914—J. C. Smith, Brooklyn.....	332	O. Vitt, Detroit.....	324
1915—J. C. Smith, Boston.....	292	O. Vitt, Detroit.....	385
1916—J. C. Smith, Boston.....	299	J. F. Baker, New York.....	317
1917—H. Zimmerman, New York..	349	W. L. Gardner, Athletics.....	291
1918—J. C. Smith, Boston.....	291		
Federal League—1914, W. McKechnie, Indianapolis, 326; 1915, H. H. Mowrey, Pittsburgh, 271.			
Best record in years previous to 1900—1892, W. Shindle, Baltimore Nationals, 384.			

## GREATEST NUMBER OF ERRORS BY THIRD BASEMEN.

1900—C. Hickman, New York.....	91	W. Nance, Minneapolis.....	73
1901—D. Kreuger, St. Louis.....	52	J. Casey, Detroit.....	59
1902—H. Steinfeldt, Cincinnati..	43	S. Strang, Chicago.....	64
1903—T. Leach, Pittsburgh.....	65	W. Bradley, Cleveland.....	37
1904—T. Leach, Pittsburgh.....	60	W. Conroy, New York.....	37
1905—H. Batch, Brooklyn.....	57	H. Hill, Washington.....	60
1906—D. Brain, Boston.....	48	L. Tannehill, Chicago.....	39
1907—R. Byrne, St. Louis.....	49	R. Hartzell, St. Louis.....	41
1908—R. Byrne, St. Louis.....	35	Morgan, Boston.....	41
1909—W. Sweeney, Boston.....	43	J. Knight, Boston.....	49
Barbeau, Pittsburgh-St. L....	43	H. Lord, Boston.....	49
1910—H. H. Mowrey, St. Louis... 37		J. F. Baker, Athletics.....	42
1911—R. Byrne, Pittsburgh.....	35	W. Purtell, Chicago-Boston.....	49
J. Doyle, Chicago.....	35	J. Austin, St. Louis.....	42
1912—H. Zimmerman, Chicago.....	35	J. Austin, New York.....	50
1913—H. Zimmerman, Chicago.....	36	J. F. Baker, Athletics.....	45
1914—H. Zimmerman, Chicago.....	39	F. C. Maisel, New York.....	35
1915—J. C. Smith, Boston.....	26	J. Austin, St. Louis.....	41
1916—J. C. Smith, Boston.....	36	C. Pick, Athletics.....	42
1917—J. C. Smith, Boston.....	33	W. L. Gardner, Boston.....	31
1918—J. C. Smith, Boston.....	35	F. McMullen, Chicago.....	31
Federal League—1914, Boucher, St. Louis, 44; 1915, Holt, Brooklyn, 32.			
Record in years previous to 1900—1884, Irwin, Boston, Union Association, 88.			

## GREATEST NUMBER OF CHANCES ACCEPTED BY THIRD BASEMEN.

1900—J. Collins, Boston.....	575	J. Andrews, Buffalo.....	538
1901—O. Kreuger, St. Louis.....	449	J. Collins, Boston.....	533
1902—E. Greminger, Boston.....	501	S. Strang, Chicago.....	512
1903—E. Greminger, Boston.....	517	W. Bradley, Cleveland.....	453
1904—T. Leach, Pittsburgh.....	583	L. Tannehill, Chicago.....	543
1905—Courtney, Philadelphia.....	478	L. Tannehill, Chicago.....	526
1906—D. Brain, Boston.....	529	W. Coughlin, Detroit.....	453

GREATEST NUMBER CHANCES ACCEPTED BY THIRD BASEMEN—Con.

National League.		American League.	
1907—R. Byrne, St. Louis.....	560	J. Knight, Boston.....	471
1908—A. Devlin, New York.....	534	H. Ferris, St. Louis.....	538
1909—A. Devlin, New York.....	508	J. F. Baker, Athletics.....	486
1910—R. Byrne, Pittsburgh.....	456	J. F. Baker, Athletics.....	520
1911—R. Byrne, Pittsburgh.....	463	J. P. Austin, St. Louis.....	565
1912—C. Herzog, New York.....	467	J. F. Baker, Athletics.....	538
1913—J. C. Smith, Brooklyn.....	470	J. F. Baker, Athletics.....	512
1914—J. C. Smith, Brooklyn.....	552	J. F. Baker, Athletics.....	513
1915—J. C. Smith, Boston.....	462	O. Vitt, Detroit.....	615
1916—J. C. Smith, Boston.....	465	O. Vitt, Detroit.....	593
1917—H. Groh, Cincinnati.....	509	J. F. Baker, New York.....	619
1918—H. Groh, Cincinnati.....	433	J. F. Baker, New York.....	457

Federal League—1914, W. McKechnie, Indianapolis, 519; 1915, H. H. Mowrey, Pittsburgh, 447.  
 Best record in years previous to 1900—1899, J. Collins, Boston Nationals, 601.

THIRD BASEMEN'S HIGHEST FIELDING PERCENTAGE.

1900—L. Cross, St. L.—Brooklyn..	.941	W. Coughlin, Kansas City.....	.920
1901—H. Wolverton, Phila.....	.920	W. Bradley, Cleveland.....	.936
1902—E. Greninger, Boston.....	.954	Jas. Collins, Boston.....	.951
1903—H. Wolverton, Phila.....	.941	Lave Cross, Athletics.....	.954
1904—O. Woodruff, Cincinnati...	.932	Lee Tannehill, Chicago.....	.948
1905—J. Casey, Chicago.....	.949	W. Bradley, Cleveland.....	.944
1906—H. Arndt, St. Louis.....	.965	W. Bradley, Cleveland.....	.966
1907—H. Steinfeldt, Chicago.....	.967	Wm. Shipke, Washington.....	.949
1908—A. Devlin, New York.....	.947	Hobe Ferris, St. Louis.....	.952
1909—E. Lennox, Brooklyn.....	.959	W. Bradley, Cleveland.....	.957
1910—E. Lennox, Brooklyn.....	.950	W. Bradley, Cleveland.....	.956
1911—E. Zimmerman, Brooklyn..	.961	T. L. Turner, Cleveland.....	.970
1912—J. B. Lobert, Philadelphia..	.976	T. L. Turner, Cleveland.....	.951
1913—J. B. Lobert, Philadelphia..	.974	E. Midkiff, New York.....	.957
1914—H. H. Mowrey, Pittsburgh..	.960	T. L. Turner, Cleveland.....	.963
1915—M. J. Stock, Philadelphia..	.971	O. J. Vitt, Detroit.....	.964
1916—H. H. Mowrey, Brooklyn...	.965	O. J. Vitt, Detroit.....	.964
1917—H. Groh, Cincinnati.....	.966	J. F. Baker, New York.....	.949
1918—H. Groh, Cincinnati.....	.969	J. F. Baker, New York.....	.972

Highest percentage in years previous to 1900—1899, Lave Cross, St. Louis-Cleveland, National League, .957.

SHORTSTOPS

GREATEST NUMBER OF PUT-OUTS BY SHORTSTOPS.

1900—M. Cross, Philadelphia.....	340	N. Elberfeld, Detroit.....	387
1901—M. Cross, Philadelphia.....	347	N. Elberfeld, Detroit.....	336
1902—R. Hulswitt, Philadelphia..	323	M. Cross, Athletics.....	365
1903—R. Hulswitt, Philadelphia..	354	M. Cross, Athletics.....	308
1904—C. Babb, Brooklyn.....	370	R. Wallace, St. Louis.....	393
1905—Abbatichio, Boston.....	386	R. Wallace, St. Louis.....	385
1906—M. Doolan, Philadelphia...	395	C. O'Leary, Detroit.....	326
1907—M. Doolan, Philadelphia...	327	C. O'Leary, Detroit.....	353
1908—J. Wagner, Pittsburgh.....	354	C. Wagner, Boston.....	373
1909—M. Doolan, Philadelphia...	352	G. McBride, Washington.....	341
1910—J. Wagner, Pittsburgh.....	337	G. McBride, Washington.....	370
1911—J. B. Tinker, Chicago.....	333	O. Bush, Detroit.....	372
1912—J. B. Tinker, Chicago.....	354	G. McBride, Washington.....	349
1913—M. Doolan, Philadelphia...	338	G. D. Weaver, Chicago.....	390
1914—W. Maranville, Boston.....	407	O. Bush, Detroit.....	425
1915—C. Herzog, Cincinnati.....	391	R. Chapman, Cleveland.....	373
W. Maranville, Boston.....	391		

## GREATEST NUMBER OF PUT-OUTS BY SHORTSTOPS—Continued.

National League.		American League.	
1916—W. Maranville, Boston.....	386	L. W. Witt, Athletics.....	299
1917—W. Maranville, Boston.....	341	R. Chapman, Cleveland.....	360
1918—D. Bancroft, Philadelphia..	371	R. Chapman, Cleveland.....	321
Federal League—1914, Esmond, Indianapolis, 323; 1915, Esmond, Newark, 353.			
Best record in years previous to 1900—1892, R. Allen, Philadelphia Nationals, 433.			

## GREATEST NUMBER OF ASSISTS BY SHORTSTOPS.

1900—W. Dahlen, Brooklyn.....	515	N. Elberfeld, Detroit.....	351
1901—R. Wallace, St. Louis.....	541	W. Clingman, Washington.....	472
1902—J. Tinker, Chicago.....	464	F. Parent, Boston.....	517
1903—W. Dahlen, Brooklyn.....	477	R. Wallace, St. Louis.....	472
1904—W. Dahlen, New York.....	494	Geo. Davis, Chicago.....	518
1905—T. Corcoran, Cincinnati....	531	Cassidy, Washington.....	520
1906—M. Doolan, Philadelphia....	480	T. L. Turner, Cleveland.....	570
1907—Holly, St. Louis.....	474	R. Wallace, St. Louis.....	517
1908—J. Tinker, Chicago.....	570	C. Wagner, Boston.....	569
1909—M. Doolan, Philadelphia....	484	O. Bush, Detroit.....	567
1910—M. Doolan, Philadelphia....	500	G. McBride, Washington.....	513
1911—J. Tinker, Chicago.....	486	O. Bush, Detroit.....	556
1912—M. Doolan, Philadelphia....	476	O. Bush, Detroit.....	547
1913—M. Doolan, Philadelphia....	482	O. Bush, Detroit.....	526
1914—W. Maranville, Boston.....	574	O. Bush, Detroit.....	544
1915—A. Fletcher, New York....	544	O. Bush, Detroit.....	504
1916—W. Maranville, Boston.....	515	R. T. Peckinpaugh, New York..	454
1917—A. Fletcher, New York....	565	R. Chapman, Cleveland.....	528
1918—A. Fletcher, New York....	484	R. T. Peckinpaugh, New York..	439
Federal League—1914, M. Doolan, Baltimore, 463; 1915, Esmond, Newark, 481.			
Best record in years previous to 1900—1898, T. Corcoran, Cincinnati Nationals, 564.			

## GREATEST NUMBER OF ERRORS BY SHORTSTOPS.

1900—M. Cross, Philadelphia.....	65	N. Elberfeld, Detroit.....	77
1901—R. Wallace, St. Louis.....	61	W. Keister, Baltimore.....	88
1902—J. Tinker, Chicago.....	73	W. Gilbert, Baltimore.....	77
1903—R. Hulswitt, Philadelphia..	81	R. Gochnaur, Cleveland.....	95
1904—Abbatichio, Boston.....	78	F. Parent, Boston.....	68
1905—Abbatichio, Boston.....	75	F. Parent, Boston.....	66
1906—M. Doolan, Philadelphia....	66	Cassidy, Washington.....	66
1907—Holly, St. Louis.....	62	C. O'Leary, Detroit.....	58
1908—A. Bridwell, New York.....	55	R. Wallace, St. Louis.....	54
1909—Downey, Chicago.....	62	N. Ball, New York.....	80
1910—W. Sweeney, Boston.....	57	O. Bush, Detroit.....	71
1911—A. J. Hauser, St. Louis....	56	J. Barry, Athletics.....	63
1912—A. Fletcher, New York....	52	O. Bush, Detroit.....	75
1913—R. T. Fisher, Brooklyn....	52	G. D. Weaver, Chicago.....	71
1914—W. Maranville, Boston.....	65	G. D. Weaver, Chicago.....	70
1915—O. O'Mara, Brooklyn.....	78	G. D. Weaver, Chicago.....	59
1916—D. Bancroft, Philadelphia..	60	J. Lavan, St. Louis.....	75
1917—Wm. Kopf, Cincinnati....	68	L. W. Witt, Athletics.....	78
1918—D. Bancroft, Philadelphia..	64	C. Risberg, Chicago.....	61
Federal League—1914, Esmond, Indianapolis, 61; 1915, J. Smith, Chicago-Baltimore, 68.			
Record in years previous to 1900—1890, W. Shindle, Philadelphia Players' League, 115.			



GREATEST NUMBER OF CHANCES ACCEPTED BY SHORTSTOPS.

National League.

1900—W. Dahlen, Brooklyn.....	832
1901—R. Wallace, St. Louis.....	870
1902—J. B. Tinker, Chicago.....	715
1903—R. Hulswitt, Philadelphia.	784
1904—Abbaticchio, Boston .....	840
1905—T. Corcoran, Cincinnati....	885
1906—M. Doolan, Philadelphia....	875
1907—Holly, St. Louis.....	791
1908—J. B. Tinker, Chicago.....	584
1909—M. Doolan, Philadelphia....	836
1910—M. Doolan, Philadelphia....	783
1911—J. B. Tinker, Chicago.....	819
1912—J. B. Tinker, Chicago.....	824
1913—M. Doolan, Philadelphia....	820
1914—W. Maranville, Boston.....	981
1915—C. Herzog, Cincinnati.....	904
1916—W. Maranville, Boston.....	901
1917—A. Fletcher, New York.....	841
1918—D. Bancroft, Philadelphia.	823

American League.

N. Elberfeld, Detroit.....	768
W. Clingman, Washington.....	757
M. Cross, Athletics.....	829
F. Parent, Boston.....	744
R. Wallace, St. Louis.....	882
R. Wallace, St. Louis.....	891
T. L. Turner, Cleveland.....	857
C. Wagner, Boston.....	855
O. Bush, Detroit.....	875
G. McBride, Washington.....	893
O. Bush, Detroit.....	928
G. McBride, Washington.....	847
G. D. Weaver, Chicago.....	910
O. Bush, Detroit.....	969
R. Chapman, Cleveland.....	847
R. Peckinpaugh, New York.....	733
R. Chapman, Cleveland.....	883
R. Chapman, Cleveland.....	719

Federal League—1914, J. Esmond, Newark, 834.

Best record in years previous to 1900—1892, R. Allen, Philadelphia Nationals, 955.

SHORTSTOPS' HIGHEST FIELDING PERCENTAGE.

1900—G. S. Davis, New York... .	.942
W. Dahlen, Brooklyn.....	.942
1901—G. S. Davis, New York... .	.943
1902—H. C. Long, Boston.....	.947
1903—W. Dahlen, Brooklyn.....	.946
1904—T. Corcoran, Cincinnati..	.936
1905—T. Corcoran, Cincinnati..	.952
1906—J. Tinker, Chicago.....	.944
1907—A. Bridwell, Boston.....	.942
1908—J. Tinker, Chicago.....	.958
1909—A. Bridwell, New York... .	.940
1910—M. J. Doolan, Philadelphia.	.948
1911—J. Tinker, Chicago.....	.937
1912—J. Wagner, Pittsburgh....	.962
1913—J. Tinker, Cincinnati....	.968
1914—J. Wagner, Pittsburgh....	.950
1915—J. Wagner, Pittsburgh....	.948
1916—W. Maranville, Boston....	.947
1917—A. Fletcher, New York....	.956
1918—A. Fletcher, New York....	.959

L. Smith, Minneapolis.....	.913
W. Klingman, Washington....	.933
R. Wallace, St. Louis.....	.951
Moran, Washington .....	.946
R. Wallace, St. Louis.....	.955
G. S. Davis, Chicago.....	.943
T. L. Turner, Cleveland.....	.960
M. Cross, Athletics.....	.954
R. Wallace, St. Louis.....	.951
G. McBride, Washington.....	.947
T. L. Turner, Cleveland.....	.973
L. Tannehill, Chicago.....	.951
R. Wallace, St. Louis.....	.942
C. Wagner, Boston.....	.965
G. McBride, Washington.....	.958
G. McBride, Washington.....	.963
E. Scott, Boston.....	.967
E. Scott, Boston.....	.953
E. Scott, Boston.....	.976

Highest percentage in years previous to 1900—1872, George Wright, Boston, National Association, .948.

OUTFIELDERS

GREATEST NUMBER OF CHANCES ACCEPTED BY THREE FIELDERS EACH YEAR.

1900—J. Burkett, St. Louis.....	361
A. Selbach, New York.....	355
G. VanHaltren, New York.	345
1901—E. Flick, Philadelphia.....	367
D. Green, Chicago.....	327
A. Selbach, New York.....	325
1902—Smoot, St. Louis.....	302
J. Sheppard, Brooklyn.....	294
Dolan, Brooklyn .....	294

W. E. Hoy, Chicago.....	332
Farrell, Kansas City.....	342
O'Brien, Kansas City.....	338
Pickering, Cleveland .....	334
C. Barrett, Detroit.....	327
T. Dowd, Boston.....	305
F. Jones, Chicago.....	347
C. Barrett, Detroit.....	344
A. Selbach, Baltimore.....	297

## OUTFIELDERS' GREATEST NUMBER OF CHANCES ACCEPTED—Con.

National League.		American League.	
1903—J. Sheppard, Brooklyn.....	350	F. Jones, Chicago.....	337
R. Thomas, Philadelphia..	337	C. Barrett, Detroit.....	318
J. B. Seymour, Cincinnati..	332	H. Bay, Cleveland.....	308
1904—R. Thomas, Philadelphia..	342	C. Barrett, Detroit.....	367
J. B. Seymour, Cincinnati..	323	M. McIntyre, Detroit.....	348
J. Sheppard, Brooklyn.....	307	F. Jones, Chicago.....	336
1905—R. Thomas, Philadelphia..	400	F. Stone, St. Louis.....	393
J. B. Seymour, Cincinnati..	372	F. Jones, Chicago.....	358
S. Magee, Philadelphia....	360	H. Bay, Cleveland.....	317
1906—W. Maloney, Brooklyn.....	374	C. Stahl, Boston.....	368
R. Thomas, Philadelphia..	352	F. Jones, Chicago.....	335
J. B. Seymour, Cin.-N.Y....	348	Hemphill, St. Louis.....	324
1907—W. Maloney, Brooklyn.....	354	Hemphill, St. Louis.....	338
C. Beaumont, Boston.....	326	S. Crawford, Detroit.....	333
J. B. Seymour, New York..	310	F. Jones, Chicago.....	325
1908—J. B. Seymour, New York..	369	M. McIntyre, Detroit.....	346
F. Clarke, Pittsburgh.....	361	F. Jones, Chicago.....	305
Osborn, Philadelphia.....	356	Hemphill, New York.....	298
1909—F. Clarke, Pittsburgh.....	379	T. Speaker, Boston.....	354
A. Hofman, Chicago.....	363	Engle, New York.....	316
Ellis, St. Louis.....	360	S. Crawford, Detroit.....	306
1910—Paskert, Cincinnati.....	380	T. Speaker, Boston.....	357
Z. Wheat, Brooklyn.....	375	T. R. Cobb, Detroit.....	323
T. Leach, Pittsburgh.....	366	C. Milan, Washington.....	297
1911—E. T. Oakes, St. Louis....	390	T. R. Cobb, Detroit.....	400
G. H. Paskert, Philadelphia..	381	B. E. Shotton, St. Louis..	397
J. Bates, Cincinnati.....	373	C. Milan, Washington.....	380
1912—M. Carey, Pittsburgh.....	388	T. Speaker, Boston.....	407
R. Bescher, Cincinnati.....	362	B. E. Shotton, St. Louis..	401
V. Campbell, Boston.....	360	C. Milan, Washington.....	357
1913—M. Carey, Pittsburgh.....	391	T. Speaker, Boston.....	404
Z. Wheat, Brooklyn.....	351	B. E. Shotton, St. Louis..	388
M. Mitchell, Chicago-Pitts..	350	C. Milan, Washington.....	315
1914—Z. Wheat, Brooklyn.....	352	T. Speaker, Boston.....	455
J. O. Wilson, St. Louis....	346	B. E. Shotton, St. Louis..	374
G. J. Burns, New York....	345	C. Walker, St. Louis.....	341
1915—H. H. Myers, Brooklyn..	375	T. Speaker, Boston.....	399
Z. Wheat, Brooklyn.....	363	C. Milan, Washington.....	365
S. Magee, Boston.....	362	C. Walker, St. Louis.....	360
1916—M. Carey, Pittsburgh.....	451	C. Milan, Washington.....	399
B. Kauff, New York.....	351	T. Speaker, Cleveland.....	384
Z. Wheat, Brooklyn.....	347	B. E. Shotton, St. Louis..	382
1917—M. Carey, Pittsburgh.....	468	O. Felsch, Chicago.....	464
B. Kauff, New York.....	369	T. R. Cobb, Detroit.....	400
F. Williams, Chicago.....	363	T. Speaker, Cleveland.....	388
1918—M. Carey, Pittsburgh.....	384	T. Speaker, Cleveland.....	367
E. J. Roush, Cincinnati.....	333	C. Milan, Washington.....	316
H. H. Myers, Brooklyn.....	311	B. E. Shotton, St. Louis..	292

Federal League—1914, Hanford, Buffalo, 349; Oakes, Pittsburgh, 342; B. Kauff, Indianapolis, 339. 1915, Zwilling, Chicago, 377; Oakes, Pittsburgh, 353; B. Kauff, Brooklyn, 352.

## FIELDERS' HIGHEST FIELDING PERCENTAGE.

Three Fielders Each Year.

1900—J. Wagner, Pittsburgh....	.969	W. Hoy, Chicago.....	.976
J. E. Heidrick, St. Louis..	.968	T. Dowd, Milwaukee.....	.965
R. Thomas, Philadelphia..	.966	W. Ketcham, Milwaukee..	.958
1901—W. Keeler, Brooklyn.....	.985	H. Duffy, Milwaukee.....	.973
P. J. Donovan, St. Louis..	.979	B. Jackson, Baltimore.....	.967
J. Wagner, Pittsburgh....	.977	R. Seybold, Athletics.....	.966

FIELDERS' HIGHEST FIELDING PERCENTAGE—Continued.

National League.		American League.	
1902—J. Wagner, Pittsburgh.....	.992	F. Jones, Chicago.....	.980
W. Keeler, Brooklyn.....	.982	H. Bay, Cleveland.....	.977
J. Dobbs, Cin.-Chicago.....	.976	J. B. Seymour, Baltimore.....	.975
1903—S. Mertes, New York.....	.973	F. Jones, Chicago.....	.983
D. Jones, Chicago.....	.970	J. Ryan, Washington.....	.980
J. Dobbs, Chicago-Bklyn..	.970	T. F. Hartzell, Athletics.....	.968
1904—F. Clarke, Pittsburgh.....	.979	H. Bay, Cleveland.....	.990
S. Shannon, St. Louis.....	.978	R. Seybold, Athletics.....	.985
R. Cooley, Boston.....	.977	C. Barrett, Detroit.....	.979
1905—T. Leach, Pittsburgh.....	.988	S. Crawford, Detroit.....	.988
O. Clymer, Pittsburgh.....	.986	R. Seybold, Athletics.....	.983
R. Thomas, Philadelphia..	.983	C. Stahl, Boston.....	.977
1906—J. Sheckard, Chicago.....	.986	F. Jones, Chicago.....	.988
R. Thomas, Philadelphia..	.986	J. Freeman, Boston.....	.987
S. Magee, Philadelphia.....	.982	W. Keeler, New York.....	.990
1907—F. Clarke, Pittsburgh.....	.987	E. Hahn, Chicago.....	.975
T. Leach, Pittsburgh.....	.980	Sullivan, Boston.....	.974
R. Thomas, Philadelphia..	.980	R. Oldring, Athletics.....	.982
1908—F. Schulte, Chicago.....	.992	Sullivan, Boston-Cleveland.....	.977
Kane, Cincinnati.....	.980	M. McIntyre, Detroit.....	.975
E. A. Burch, Brooklyn.....	.980	W. Hinchman, Cleveland.....	.992
1909—F. Clarke, Pittsburgh.....	.987	B. Lord, Cleveland.....	.990
J. Delehanty, St. Louis... .	.985	E. Hahn, Chicago.....	.982
E. T. Oakes, Cincinnati... .	.979	J. Ganley, Wash.-Athletics.....	.982
1910—W. Collins, Boston.....	.977	R. Oldring, Athletics.....	.978
J. Sheckard, Chicago.....	.976	M. Murphy, Athletics.....	.974
J. Titus, Philadelphia.....	.976	G. Stone, St. Louis.....	.972
1911—T. Leach, Pittsburgh.....	.987	R. Oldring, Athletics.....	.979
S. Magee, Philadelphia.....	.981	S. Crawford, Detroit.....	.975
G. H. Paskert, Phila.....	.979	J. Birmingham, Cleveland.....	.973
1912—M. Donlin, Pittsburgh.....	.982	A. Strunk, Athletics.....	.990
T. Leach, Pitts.-Chicago..	.978	S. Crawford, Detroit.....	.984
A. Marsans, Cincinnati... .	.975	J. Mattick, Chicago.....	.980
1913—T. Leach, Chicago.....	.990	W. Cree, New York.....	.986
L. Evans, St. Louis.....	.983	J. B. Ryan, Cleveland.....	.986
L. Magee, St. Louis.....	.982	H. High, Detroit.....	.982
1914—M. Mitchell, Pittsburgh..	.984	A. Strunk, Athletics.....	.987
J. O. Wilson, St. Louis... .	.983	S. Crawford, Detroit.....	.977
L. Gilbert, Boston.....	.979	W. Cree, New York.....	.976
1915—J. O. Wilson, St. Louis... .	.984	R. Oldring, Athletics.....	.982
M. Carey, Pittsburgh.....	.982	H. Shanks, Washington.....	.982
S. Magee, Boston.....	.981	H. High, New York.....	.981
1916—M. Flack, Chicago.....	.991	H. Shanks, Washington.....	.987
F. Williams, Chicago.....	.989	O. Felsch, Chicago.....	.981
F. Snodgrass, Boston.....	.986	A. Strunk, Athletics.....	.978
1917—G. H. Paskert, Phila.....	.984	J. Collins, Chicago.....	.992
H. H. Myers, Brooklyn... .	.982	A. Strunk, Athletics.....	.986
M. Carey, Pittsburgh.....	.979	H. High, New York.....	.986
1918—E. Neale, Cincinnati... .	.981	A. Strunk, Boston.....	.988
G. H. Paskert, Chicago... .	.980	T. G. Hendryx, St. Louis.....	.982
W. H. Southworth, Pitts. .	.980	H. Leibold, Chicago.....	.979

Best record in years previous to 1900—1897, W. S. Brodie, Pittsburgh, .983; 1898, M. Tiernan, New York, .986; M. Griffin, Brooklyn, .979. (All National League.)

PITCHERS

Pitchers who have held the three highest percentage records, and have pitched in 25 games or over, from the commencement of organized Professional Base Ball, in 1871, to 1913, inclusive.

Name and Club.	NATIONAL LEAGUE.		No. Games Played.	P.O. Victories.
	Year.			
A. G. Spalding, Boston.....	1875	63	899	
Charles Radbourn, Providence.....	1884	74	838	
A. G. Spalding, Boston.....	1872	47	830	

## PITCHERS' HIGHEST PERCENTAGE—Continued.

## AMERICAN LEAGUE.

Joe Wood, Boston.....	1912	43	.872
W. Donovan, Detroit.....	1907	29	.862
C. A. Bender, Philadelphia.....	1914	28	.850

## GREATEST NUMBER OF STRIKE-OUTS BY PITCHERS.

## National League.

1900—G. Waddell, Pittsburgh....	133
1901—Hahn, Cincinnati.....	237
1902—V. G. Willis, Boston.....	219
1903—C. Mathewson, New York..	267
1904—C. Mathewson, New York..	212
1905—L. Ames, New York.....	197
1906—F. Beebe, Chicago-St.L....	171
1907—C. Mathewson, New York..	178
1908—C. Mathewson, New York..	259
1909—O. Overall, Chicago.....	205
1910—E. Moore, Philadelphia....	185
1911—R. Marquard, New York....	237
1912—G. C. Alexander, Phila....	195
1913—T. Seaton, Philadelphia....	168
1914—G. C. Alexander, Phila....	214
1915—G. C. Alexander, Phila....	241
1916—G. C. Alexander, Phila....	167
1917—G. C. Alexander, Phila....	201
1918—J. L. Vaughn, Chicago.....	148

## American League.

G. Waddell, Athletics.....	210
G. Waddell, Athletics.....	301
G. Waddell, Athletics.....	286
G. Waddell, Athletics.....	203
G. Waddell, Athletics.....	226
E. Walsh, Chicago.....	269
F. Smith, Chicago.....	177
W. Johnson, Washington.....	313
J. Wood, Boston.....	231
W. Johnson, Washington.....	303
W. Johnson, Washington.....	243
W. Johnson, Washington.....	225
U. C. Faber, Chicago.....	182
W. Johnson, Washington.....	223
W. Johnson, Washington.....	185
W. Johnson, Washington.....	162

Federal League—1914, Falkenberg, Indianapolis, 245; 1915, A. D. Davenport, St. Louis, 228.

Best record in year previous to 1900—1886, M. Kilroy, Baltimore A.A., 505; 1886, T. Ramsey, Louisville A.A., 494.

## GREATEST NUMBER OF BASES ON BALLS BY PITCHERS.

1904—J. McGinnity, Brooklyn....	113
1901—W. E. Donovan, Brooklyn..	144
1902—Pittinger, Boston.....	129
1903—	
1904—	
1905—Fraser, Boston.....	148
1906—W. Scanlon, Brooklyn.....	127
1907—McGlynn, St. Louis.....	112
1908—N. Rucker, Brooklyn.....	125
1909—E. Moore, Philadelphia....	103
1910—R. Harmon, St. Louis.....	133
1911—R. Harmon, St. Louis.....	181
1912—M. J. O'Toole, Pittsburgh..	159
1913—T. Seaton, Philadelphia....	136
1914—L. Cheney, Chicago.....	140
1915—J. Dale, Cincinnati.....	107
1916—A. Mamaux, Pittsburgh....	136
1917—P. Schneider, Cincinnati..	119
1918—P. Schneider, Cincinnati..	117

W. E. Donovan, Detroit.....	95
G. Mullen, Detroit.....	140
G. Mullen, Detroit.....	111
F. Smith, Chicago.....	112
J. Dygert, Athletics.....	97
Groom, Washington.....	105
Morgan, Athletics.....	117
E. Krapp, Cleveland.....	136
C. E. Kaler, Cleveland.....	121
B. Houck, Athletics.....	122
J. A. Shaw, Washington.....	137
J. W. Wyckoff, Athletics.....	165
E. Myers, Athletics.....	163
J. Shaw, Washington.....	123
E. H. Love, New York.....	116

Federal League—1914, Mosely, Indianapolis, 132; 1915, A. Schulz, Buffalo, 145.

Record in years previous to 1900—1892, A. Rusie, New York, National League, 261.

## CATCHERS

## GREATEST NUMBER OF PUT-OUTS BY CATCHERS.

1900—C. Zimmer, Pittsburgh....	323	Fisher, Minneapolis.....	409
1901—M. J. Kittridge, Boston....	568	M. R. Powers, Athletics.....	403
1902—J. Kling, Chicago.....	477	O. F. Schreckengost, Athletics..	366
1903—J. Kling, Chicago.....	565	O. F. Schreckengost, Athletics..	543

## GREATEST NUMBER OF PUT-OUTS BY CATCHERS—Continued.

National League.		American League.	
1904—J. Kling, Chicago.....	499	O. F. Schreckengost, Athletics..	603
1905—J. Kling, Chicago.....	538	O. F. Schreckengost, Athletics..	785
1906—J. Kling, Chicago.....	520	O. F. Schreckengost, Athletics..	532
1907—G. Gibson, Pittsburgh.....	499	O. F. Schreckengost, Athletics..	640
J. Kling, Chicago.....	499		
1908—R. Bresnahan, New York.....	657	C. Street, Washington.....	578
1909—G. Gibson, Pittsburgh.....	655	C. Street, Washington.....	714
1910—J. T. Meyers, New York.....	638	W. Carrigan, Boston.....	495
1911—J. T. Meyers, New York.....	729	O. Stange, Detroit.....	599
1912—J. T. Meyers, New York.....	576	E. Sweeney, New York.....	543
1913—J. T. Meyers, New York.....	579	R. W. Schalk, Chicago.....	536
1914—J. T. Meyers, New York.....	487	R. W. Schalk, Chicago.....	613
1915—F. Snyder, St. Louis.....	592	R. W. Schalk, Chicago.....	655
1916—W. Rariden, New York.....	576	R. W. Schalk, Chicago.....	653
1917—W. Killefer, Philadelphia.....	615	R. W. Schalk, Chicago.....	624
1918—W. Killefer, Chicago.....	487	R. W. Schalk, Chicago.....	422

Federal League—1914, W. Rariden, Indianapolis, 712; 1915, W. Rariden, Newark, 711.  
Best record in years previous to 1900—1898, J. Warner, New York Nationals, 640.

## GREATEST NUMBER OF ASSISTS BY CATCHERS.

1900—H. McFarland, Philadelphia	137	Fisher, Minneapolis	123
1901—M. Kittridge, Boston.....	133	M. R. Powers, Athletics.....	142
1902—J. Kling, Chicago.....	160	J. Bemis, Cleveland.....	113
1903—P. Moran, Boston.....	214	L. Criger, Boston.....	154
1904—W. Bergen, Brooklyn.....	151	W. Sullivan, Chicago.....	125
1905—C. Schiel, Cincinnati.....	153	L. Criger, Boston.....	147
1906—W. Bergen, Brooklyn.....	149	W. Carrigan, Boston.....	148
1907—W. Marshall, St. Louis.....	142	O. F. Schreckengost, Athletics..	145
1908—C. Dooin, Philadelphia.....	191	C. Schmidt, Detroit.....	134
1909—W. Bergen, Brooklyn.....	202	C. Street, Washington.....	210
1910—G. Gibson, Pittsburgh.....	203	E. Stephens, St. Louis.....	156
1911—J. Kling, Chicago-Boston..	140	O. Stange, Detroit.....	212
1912—J. Archer, Chicago.....	149	O. Stange, Detroit.....	163
1913—W. Killefer, Philadelphia..	166	E. Sweeney, New York.....	181
1914—W. Killefer, Philadelphia..	154	O. Stange, Detroit.....	130
1915—F. Snyder, St. Louis.....	204	S. F. O'Neill, Cleveland.....	175
1916—I. Wingo, Cincinnati.....	170	R. W. Schalk, Chicago.....	166
1917—I. Wingo, Cincinnati.....	151	H. Severed, St. Louis.....	156
1918—W. Schmidt, Pittsburgh.....	153	S. F. O'Neill, Cleveland.....	154

Federal League—1914, W. Rariden, Indianapolis, 218; W. Rariden, Newark, 236.  
Best record in years previous to 1900—1890, J. Ryan, Louisville American Association, 211.

## GREATEST NUMBER OF ERRORS BY CATCHERS.

1900—W. Clarke, Boston.....	23	M. R. Powers, Indianapolis.....	33
1901—J. Kling, Chicago.....	20	O. F. Schreckengost, Boston.....	29
1902—C. Dooin, Philadelphia.....	31	O. F. Schreckengost, Athletics..	20
1903—W. Ritter, Brooklyn.....	25	E. Beville, New York.....	24
1904—C. Dooin, Philadelphia.....	37	J. Bemis, Cleveland.....	26
1905—W. Ritter, Brooklyn.....	26	J. Heyden, Washington.....	23
1906—C. Dooin, Philadelphia.....	32	E. R. Spencer, St. Louis.....	20
1907—Marshall, St. Louis.....	26	C. Schmidt, Detroit.....	34
1908—C. Dooin, Philadelphia.....	26	C. Schmidt, Detroit.....	37
1909—C. Dooin, Philadelphia.....	40	C. Schmidt, Detroit.....	20
		E. Sweeney, New York.....	20
1910—C. Dooin, Philadelphia.....	23	W. Killefer, St. Louis.....	29
1911—J. Kling, Chicago-Boston..	26	O. Stange, Detroit.....	41

## GREATEST NUMBER OF ERRORS BY CATCHERS—Continued.

National League.		American League.	
1912—J. Archer, Chicago.....	23	E. Sweeney, New York.....	34
I. Wingo, St. Louis.....	23		
1913—I. Wingo, St. Louis.....	23	S. Agnew, St. Louis.....	23
1914—H. H. Gowdy, Boston.....	21	O. Stanage, Detroit.....	30
1915—G. Gibson, Pittsburgh.....	25	S. Agnew, St. Louis.....	39
1916—I. Wingo, Cincinnati.....	23	S. F. O'Neill, Cleveland.....	21
1917—I. Wingo, Cincinnati.....	21	II. Severeid, St. Louis.....	24
1918—I. Wingo, Cincinnati.....	12	J. McAvoy, Philadelphia.....	15
Federal League—1914, Easterly, Kansas City, 25; 1915, Allen, Buffalo, 22.			
Record in years previous to 1900—1880, E. Gross, Providence Nationals, 81.			

## CATCHERS' HIGHEST FIELDING PERCENTAGE.

1900—M. Sullivan, Boston.....	.933	J. Sugden, Chicago.....	.974
1901—C. L. Zimmer, Pittsburgh..	.969	L. Criger, Boston.....	.969
1902—M. J. Kittridge, Boston...	.967	J. Warner, Boston.....	.979
1903—J. J. Warner, New York...	.979	J. O'Connor, New York.....	.988
1904—J. J. Warner, New York..	.973	J. Sugden, St. Louis.....	.990
1905—P. Moran, Boston.....	.986	O. F. Schreckengost, Athletics.	.984
1906—F. Bowerman, New York..	.984	J. O'Connor, St. Louis.....	.990
1907—F. Bowerman, New York..	.990	O. F. Schreckengost, Athletics.	.985
1908—W. Bergen, Brooklyn.....	.989	W. D. Sullivan, Chicago.....	.985
1909—G. Gibson, Pittsburgh.....	.983	L. Criger, St. Louis.....	.986
1910—P. Moran, Philadelphia....	.989	J. Lapp, Athletics.....	.990
1911—W. Bergen, Brooklyn.....	.981	W. D. Sullivan, Chicago.....	.986
1912—G. Gibson, Pittsburgh.....	.990	A. Williams, Washington.....	.973
1913—B. Whaling, Boston.....	.990	R. W. Schalk, Chicago.....	.981
1914—B. Whaling, Boston.....	.981	W. Carrigan, Boston.....	.984
1915—J. F. Meyers, New York....	.986	R. W. Schalk, Chicago.....	.984
1916—L. McCarty, N.Y.-Bklyn..	.989	R. W. Schalk, Chicago.....	.983
1917—W. Killefer, Philadelphia..	.984	R. W. Schalk, Chicago.....	.981
1918—W. Killefer, Chicago.....	.982	S. F. O'Neill, Cleveland.....	.983

Highest percentage in years previous to 1900—1898, James Maguire, Washington, National League, .953.

# GRAND NATIONAL ALL-AMERICA BASE BALL TEAM

Players on National Championship Teams who have played in one position in 50 games (pitchers 25 games) or over and whose combined records of Fielding and Batting (pitchers' record includes Percentage of Victories, Fielding and Batting) rank the highest in each position covering the period of forty-eight years from the commencement of Professional Base Ball, in 1871, to 1913, inclusive.

[NOTE.—The All-America Teams are made up of players in *Champion Teams* and *not necessarily on best records.*]

Position, Name and Club	Year	Games	Percentage Won	Fielding Percentage	Batting Percentage	Total
Pitcher— <b>A. G. SPALDING</b> Boston	1875	63	.899	.858	.318	2.075
Catcher— <b>J. T. MEYERS</b> New York	1912	122	.....	.973	.358	1.331
First Base— <b>A. C. ANSON</b> Chicago	1881	83	.....	.975	.399	1.374
Second Base— <b>ROSS BARNES</b> Boston	1873	60	.....	.865	.453	1.318
Third Base— <b>H. STEINFELDT</b> Chicago	1906	150	.....	.954	.327	1.281
Shortstop— <b>GEO. WRIGHT</b> Boston	1873	59	.....	.940	.422	1.362
Left Field— <b>JOS. J. KELLEY</b> Baltimore	1894	129	.....	.951	.391	1.342
Center Field—* <b>HUGH DUFFY</b> Boston	1893	131	.....	.958	.378	1.336
Right Field— <b>WM. KEELER</b> Baltimore	1896	127	.....	.973	.392	1.365
<b>Total Average.....</b>	.....	.....	.899	.940	.377	1.416

\*Wm. Keeler played center field on the Brooklyn team of 1899, and in this position had a record in fielding of .970 and in batting of .376, a total of 1.346, which would entitle him to the center field position on the Grand National "All-America" Team, but as he had a higher record as right fielder of the Baltimore team in 1896, the center field was given to Hugh Duffy of Boston with the next highest record of 1.336. A clerical error was made in the Record Book of 1908, in placing Hugh Jennings' name in the shortstop position on the Grand National "All-America" Team, with his splendid record of .943 in fielding and .296 in batting, totaling 1.329, instead of Geo. Wright, with his still more remarkable record of .940 in fielding and .422 in batting, totaling 1.362.

# World's Championship Records

## National League 1918 American League

Date	Clubs Where Played	Sc.	Attendance	Total Receipts	Players' Shares	Clubs' and Leagues' Shares	National Com.
Sep. 6	Bos.-Chi., Chicago..	1-0	19,274	\$30,348.00	\$16,387.92	\$10,925.28	\$3,034.80
Sep. 7	Chi.-Bos., Chicago..	3-1	20,040	29,997.00	16,198.38	10,798.92	2,999.70
Sep. 8	Bos.-Chi., Chicago..	2-1	27,054	40,118.00	21,663.72	14,442.48	4,011.80
Sep.10	Bos.-Chi., Boston ..	3-2	22,183	28,292.00	15,277.68	10,185.12	2,829.20
Sep.11	Chi.-Bos., Boston ..	3-0	24,694	31,069.00		27,962.10	3,106.90
Sep.12	Bos.-Chi., Boston ..	2-1	15,238	19,795.00		17,815.50	1,979.50
			128,483	179,619.00	\$69,527.70	\$92,129.40	\$17,961.90

## National League 1917 American League

Oct. 6	Chi.-N.Y., Chicago.	2-1	32,000	\$73,152.00	\$39,502.08	\$26,334.72	\$7,315.20
Oct. 7	Chi.-N.Y., Chicago.	7-2	32,000	73,152.00	39,502.08	26,334.72	7,315.20
Oct.10	N.Y.-Chi., N. Y....	2-0	33,616	73,081.00	39,463.74	26,309.16	7,308.10
Oct.11	N.Y.-Chi., N. Y....	5-0	27,746	63,742.00	34,420.68	22,947.12	6,374.20
Oct.13	Chi.-N.Y., Chicago.	8-5	27,323	69,403.00		62,462.70	6,940.30
Oct.15	Chi.-N.Y., N. Y....	4-2	33,969	73,348.00		66,013.20	7,334.80
			186,654	425,878.00	152,888.58	230,401.62*	42,587.80

\*Each league's share, \$23,800.20.

## National League 1916 American League

Oct. 7	Bos.-B'klyn, Bos. ...	6-5	36,117	\$76,489.50	\$41,304.33	\$27,536.22	\$7,648.95
Oct. 9	Bos.-B'klyn, Bos. ...	*2-1	41,373	82,626.00	44,618.04	29,745.36	8,262.60
Oct.10	B'klyn-Bos., B'klyn	4-3	21,087	69,762.00	37,671.48	25,114.32	6,976.20
Oct.11	Bos.-B'klyn, B'klyn	6-2	21,662	72,840.00	39,333.60	26,222.40	7,284.00
Oct.12	Bos.-B'klyn, Bos. ...	4-1	42,620	83,873.00		75,485.70	8,387.30
	*14 innings.		162,859	385,590.50	162,927.45	184,104.00†	38,559.05

†Each league's share, \$23,013.00.

## National League 1915 American League

Oct. 8	Phila.-Bos., Phila. ...	3-1	19,343	\$51,066.00	\$27,575.64	\$18,383.76	\$5,106.60
Oct. 9	Bos.-Phila., Phila. ...	2-1	20,306	52,029.00	28,095.66	18,730.44	5,202.90
Oct.11	Bos.-Phila., Bos. ...	2-1	42,300	83,191.00	44,923.14	29,948.76	8,319.10
Oct.12	Bos.-Phila., Bos. ...	2-1	41,096	82,046.50	44,305.11	29,536.74	8,204.65
Oct.13	Bos.-Phila., Phila. ...	5-4	20,306	52,029.00		46,826.10	5,202.90
			143,351	320,361.50	144,899.55	143,425.80	\$32,036.15

## National League 1914 American League

Oct. 9	Bos.-Ath., Phila....	7-1	20,562	\$49,639.00	\$26,805.00	\$17,870.10	\$4,963.90
Oct.10	Bos.-Ath., Phila....	1-0	20,562	49,639.00	26,805.00	17,870.10	4,963.90
Oct.12	Bos.-Ath., Boston..	*5-4	35,520	63,808.00	34,456.32	22,970.88	6,380.80
Oct.13	Bos.-Ath., Boston..	3-1	34,365	62,653.00	33,832.62	22,555.08	6,265.30
	*12 innings.		111,009	225,739.00	121,898.94	\$81,266.16	\$22,573.90

## National League 1913 American League

Oct. 7	Ath.-N.Y., N. Y. ...	6-4	36,291	\$75,255.50	\$40,637.97	\$27,091.98	\$7,525.55
Oct. 8	N.Y.-Ath., Phila....	3-0	20,563	49,640.00	26,805.60	17,870.40	4,964.00
Oct. 9	Ath.-N.Y., N. Y. ...	8-2	36,888	75,763.50	40,912.29	27,274.86	7,576.35
Oct.10	Ath.-N.Y., Phila....	6-5	20,568	49,645.00	26,808.30	17,872.20	4,964.50
Oct.11	Ath.-N.Y., N. Y. ...	3-1	36,682	75,676.50		68,108.85	7,567.65
			150,992	325,980.50	135,164.16	158,218.29	\$32,598.05



## National League 1912 American League

Date	Clubs Where Played	Sc.	Attendance	Total Receipts	Players' Shares	Clubs' Shares	National Com.
Oct. 8	Bos.-N.Y., N. Y....	4-3	35,722	\$75,127.00	\$40,568.58	\$27,045.72	\$7,512.70
Oct. 9	Bos.-N.Y., Boston..	*6-6	30,148	58,369.00	31,519.26	21,012.84	5,836.90
Oct.10	N.Y.-Bos., Boston..	2-1	34,624	63,142.00	34,096.68	22,731.12	6,314.20
Oct.11	Bos.-N.Y., N. Y....	3-1	36,502	76,644.00	41,387.76	27,591.84	7,664.40
Oct.12	Bos.-N.Y., Boston..	2-1	34,683	63,201.00		56,880.90	6,320.10
Oct.14	N.Y.-Bos., N. Y....	5-2	30,622	66,654.00		59,988.60	6,665.40
Oct.15	N.Y.-Bos., Boston..	11-4	32,630	57,004.00		51,303.60	5,700.40
Oct.16	Bos.-N.Y., Boston..	†3-2	16,970	30,308.00		27,277.20	3,030.80
	*Tie game, 11 inns. †10 innings.		251,901	490,449.00	147,572.28	293,831.82	\$49,044.90

## National League 1911 American League

Oct.14	N. Y.-Ath., N. Y....	2-1	38,281	\$77,359.00	\$41,773.86	\$27,849.24	\$7,735.90
Oct.16	Ath.-N.Y., Phila....	3-1	26,286	42,962.50	23,199.75	15,466.50	4,296.25
Oct.17	Ath.-N.Y., N. Y....	*3-2	37,216	75,393.00	40,820.22	27,213.48	7,359.30
Oct.24	Ath.-N.Y., Phila....	4-2	24,355	40,957.00	22,116.78	14,744.52	4,095.70
Oct.25	N. Y.-Ath., N. Y....	†4-3	33,228	69,384.00		62,445.60	6,938.40
Oct.26	Ath.-N.Y., Phila....	13-2	20,485	36,109.00		32,498.10	3,610.90
	*11 innings †10 innings		179,851	342,164.50	127,910.61	180,217.44	\$34,036.45

## National League 1910 American League

Oct.17	Ath.-Chic., Phila....	4-1	26,891	\$37,424.50	\$20,209.23	\$13,472.82	\$3,742.45
Oct.18	Ath.-Chic., Phila....	9-3	24,597	35,137.00	18,973.98	12,649.32	3,513.70
Oct.20	Ath.-Chic., Chicago	12-5	26,210	36,751.50	19,845.81	13,230.54	3,675.15
Oct.22	Chic.-Ath., Chicago	4-3	19,150	27,550.50		24,795.45	2,755.05
Oct.23	Ath.-Chic., Chicago	7-2	27,374	37,116.50	20,042.91	13,361.94	3,711.35
			124,222	173,980.00	\$79,071.93	\$77,510.07	\$17,398.00

## National League 1909 American League

Oct. 8	Pitts.-Det., Pitts...	4-1	29,264	\$40,271.50	\$21,746.61	\$14,497.74	\$4,027.15
Oct. 9	Det.-Pitts., Pitts...	7-2	30,915	41,884.50	22,617.63	15,078.42	4,188.45
Oct.11	Pitts.-Det., Detroit.	8-6	18,277	20,676.00	11,165.04	7,443.36	2,067.60
Oct.12	Det.-Pitts., Detroit.	5-0	17,036	21,103.00	11,395.62	7,597.08	2,110.30
Oct.13	Pitts.-Det., Pitts...	8-4	21,706	32,173.00		28,955.70	3,217.30
Oct.14	Det.-Pitts., Detroit.	5-4	10,535	12,517.50	Pit'burg \$40,154.94 Detroit	11,265.75	1,251.75
Oct.16	Pitts.-Det., Detroit.	8-0	17,562	19,677.00	\$26,769.96	17,709.30	1,967.70
			145,295	188,302.50	\$66,924.90	102,547.35	\$18,830.25

## National League 1908 American League

Oct.10	Chicago-Det., Det...	10-6	10,812	\$16,473.00	\$8,895.42	\$5,930.23	\$1,647.30
Oct.11	Chicago-Det., Chic.	6-1	17,760	26,927.00	14,540.58	9,693.72	2,692.70
Oct.12	Det.-Chicago, Chic.	8-3	14,543	22,767.00	12,294.18	8,196.12	2,276.70
Oct.13	Chicago-Det., Det...	3-0	12,907	19,231.00	10,384.74	6,923.16	1,923.10
Oct.14	Chicago-Det., Det...	2-0	6,210	9,577.50	Chicago \$27,668.95 Detroit \$18,455.97	8,619.75	957.75
			62,232	\$94,975.50	\$46,114.92	\$39,363.03	\$9,497.55

## National League 1907 American League

Date	Clubs Where Played	Sc.	Attendance	Total Receipts	Players' Shares	Clubs' Shares	National Com.
Oct. 8	Chicago-Det., Chic.	*3-3	24,377	\$29,162.50			
Oct. 9	Chicago-Det., Chic.	3-1	21,901	26,430.50	Chicago	Chicago	
Oct.10	Chicago-Det., Chic.	5-1	13,114	16,212.50	\$32,960.03	\$18,311.13	
Oct.11	Chicago-Det., Det..	6-1	11,306	17,285.50	Detroit	Detroit	
Oct.12	Chicago-Det., Det..	2-0	7,370	12,638.50	\$21,973.36	\$18,311.13	
	*Tie 13 innings.		78,068	101,728.50	\$54,933.39	\$36,622.26	\$10,172.85

## National League 1906 American League

Oct. 9	Sox-Cubs, W.S. park	2-1	12,693	\$13,910.00			
Oct.10	Cubs-Sox, S.S. park	7-1	12,595	13,899.00			
Oct.11	Sox-Cubs, W.S. park	3-0	13,667	14,056.50	Chic. Sox	Chic. Sox	
Oct.12	Cubs-Sox, S.S. park	1-0	18,384	19,989.50	\$25,051.28	\$31,246.65	
Oct.13	Sox-Cubs, W.S. park	8-6	23,257	23,834.00	Chi.Cubs	Chi.Cubs	
Oct.14	Sox-Cubs, S.S. park	8-3	19,249	20,861.00	\$8,350.42	\$1,246.65	
			99,845	106,550.00	\$33,401.70	\$62,493.30	\$10,655.00

## National League 1905 American League

Oct. 9	N. Y.-Ath., Phila....	3-0	17,955	\$12,736.00			
Oct.10	Ath.-N. Y., N.Y....	3-0	24,992	18,988.00	N. Y.	N. Y.	
Oct.12	N. Y.-Ath., Phila....	9-0	10,991	8,348.00	\$20,545.86	\$17,085.02	
Oct.13	N. Y.-Ath., N.Y....	1-0	13,598	10,689.00	Phila.	Phila.	
Oct.14	N. Y.-Ath., N.Y....	2-0	24,187	17,674.00	\$6,848.34	\$17,085.01	
			91,723	\$68,435.00	\$27,394.20	\$34,170.03	\$6,840.77

## 1904—No Series.

## National League 1903 American League

Date	Clubs Where Played	Sc.	Attendance	Total Receipts	Players' Shares
Oct. 1	Pittsburgh-Boston, at Boston.....	7-3	16,242		
Oct. 2	Boston-Pittsburgh, at Boston.....	3-0	9,415		Boston
Oct. 3	Pittsburgh-Boston, at Boston.....	4-2	18,801		Players
Oct. 6	Pittsburgh-Boston, at Pittsburgh.....	5-4	7,600		each
Oct. 7	Boston-Pittsburgh, at Pittsburgh.....	11-2	12,322		\$1,182.00
Oct. 8	Boston-Pittsburgh, at Pittsburgh.....	6-3	11,556		Pitts.
Oct.10	Boston-Pittsburgh, at Pittsburgh.....	7-3	17,038		Players
Oct.13	Boston-Pittsburgh, at Boston.....	3-0	7,455		each
			100,429	\$50,000.00	\$1,316.25

## 1898-1899-1900-1901-1902

No series for the World's Championship was played in these years

## National League 1897 Temple Cup Series

Date.	Clubs.	Place.	Score.
Oct. 4	Boston vs. Baltimore, at Boston ..		13-12
Oct. 5	Baltimore vs. Boston, at Boston ..		13-11
Oct. 6	Baltimore vs. Boston, at Boston ..		8-3
Oct. 9	Baltimore vs. Boston, at Baltimore ..		12-11
Oct. 11	Baltimore vs. Boston, at Baltimore ..		9-3

Baltimore victories, 4; Boston, 1.

## National League 1896 Temple Cup Series

Oct. 2	Baltimore vs. Cleveland, at Baltimore ..	7-1
Oct. 3	Baltimore vs. Cleveland, at Baltimore ..	7-2
Oct. 5	Baltimore vs. Cleveland, at Baltimore ..	6-2
Oct. 8	Baltimore vs. Cleveland, at Cleveland ..	5-0

Baltimore victories, 4.

## National League | 895 Temple Cup Series

Date.	Clubs.	Place.	Score.
Oct. 2—	Cleveland vs. Baltimore,	at Cleveland	5-4
Oct. 3—	Cleveland vs. Baltimore,	at Cleveland	7-3
Oct. 5—	Cleveland vs. Baltimore,	at Cleveland	7-1
Oct. 7—	Baltimore vs. Cleveland,	at Baltimore	5-0
Oct. 8—	Cleveland vs. Baltimore,	at Cleveland	5-2

Cleveland victories, 4; Baltimore, 1. Receipts, \$14,750.

## National League | 894 Temple Cup Series

Oct. 4—	New York vs. Baltimore,	at Baltimore	4-1
Oct. 5—	New York vs. Baltimore,	at Baltimore	9-6
Oct. 6—	New York vs. Baltimore,	at New York	4-1
Oct. 8—	New York vs. Baltimore,	at New York	16-3

New York victories, 4. Receipts, \$18,000.

## 1893—No Series.

## National League | 892 Two Seasons

Oct. 17—	Boston vs. Cleveland,	at Cleveland (11 innings)	0-0
Oct. 18—	Boston vs. Cleveland,	at Cleveland	4-3
Oct. 19—	Boston vs. Cleveland,	at Cleveland	3-2
Oct. 21—	Boston vs. Cleveland,	at Boston	4-0
Oct. 22—	Boston vs. Cleveland,	at Boston	12-7
Oct. 23—	Boston vs. Cleveland,	at Boston	8-3

Boston victories, 5; drawn, 1.

## 1891—No Series.

## National League | 890 American Association

Oct. 17—	Brooklyn vs. Louisville,	at Louisville	9-0
Oct. 18—	Brooklyn vs. Louisville,	at Louisville	5-3
Oct. 20—	Brooklyn vs. Louisville,	at Louisville	7-7
Oct. 21—	Louisville vs. Brooklyn,	at Louisville	5-4
Oct. 25—	Brooklyn vs. Louisville,	at Brooklyn	7-2
Oct. 27—	Louisville vs. Brooklyn,	at Brooklyn	9-8
Oct. 28—	Louisville vs. Brooklyn,	at Brooklyn	6-2

Brooklyn victories, 3; Louisville, 3; drawn, 1.

## National League | 889 American Association

Oct. 18—	Brooklyn vs. New York,	New York (8 innings)	12-10	\$4,224.00
Oct. 19—	New York vs. Brooklyn,	Brooklyn	6-2	8,086.00
Oct. 22—	Brooklyn vs. New York,	New York (8 innings)	8-7	2,590.50
Oct. 23—	Brooklyn vs. New York,	Brooklyn (8 innings)	10-7	1,522.50
Oct. 24—	New York vs. Brooklyn,	Brooklyn	11-3	1,450.50
Oct. 25—	New York vs. Brooklyn,	New York (11 innings)	2-1	1,278.00
Oct. 26—	New York vs. Brooklyn,	New York	11-7	1,656.00
Oct. 28—	New York vs. Brooklyn,	Brooklyn	16-7	1,292.00
Oct. 29—	New York vs. Brooklyn,	New York	3-2	1,528.50

New York victories, 6; Brooklyn, 3.

\$23,628.00

## National League | 888 American Association

Oct. 16—	New York vs. St. Louis,	at New York	2-1	\$2,876.50
Oct. 17—	St. Louis vs. New York,	at New York	3-0	3,375.50
Oct. 18—	New York vs. St. Louis,	at New York	4-2	3,530.00
Oct. 19—	New York vs. St. Louis,	at Brooklyn	6-3	1,562.00
Oct. 20—	New York vs. St. Louis,	at New York	6-4	5,624.50
Oct. 22—	New York vs. St. Louis,	at Phila. (8 inns.)	12-5	1,781.60
Oct. 24—	St. Louis vs. New York,	at St. L. (8 inns.)	7-5	2,624.00
Oct. 25—	New York vs. St. Louis,	at St. Louis	11-3	2,365.00
Oct. 26—	St. Louis vs. New York,	at St. L. (10 inns.)	14-11	411.00
Oct. 27—	St. Louis vs. New York,	at St. Louis	18-7	212.00

Receipts, \$24 362.10.

## National League 1887 American Association

Date.	Clubs.	Place.	Score.
Oct. 10—	St. Louis vs. Detroit,	at St. Louis	6-1
Oct. 11—	Detroit vs. St. Louis,	at St. Louis	5-3
Oct. 12—	Detroit vs. St. Louis,	at Detroit (13 innings)	2-1
Oct. 13—	Detroit vs. St. Louis,	at Pittsburg	8-0
Oct. 14—	St. Louis vs. Detroit,	at Brooklyn	5-2
Oct. 15—	Detroit vs. St. Louis,	at New York	9-0
Oct. 17—	Detroit vs. St. Louis,	at Philadelphia	3-1
Oct. 18—	Detroit vs. St. Louis,	at Boston	9-2
Oct. 19—	Detroit vs. St. Louis,	at Philadelphia	4-2
Oct. 21—	St. Louis vs. Detroit,	at Washington (A.M.)	11-4
Oct. 21—	Detroit vs. St. Louis,	at Baltimore (P.M.)	13-3
Oct. 22—	St. Louis vs. Detroit,	at Brooklyn (7 innings)	5-1
Oct. 24—	Detroit vs. St. Louis,	at Detroit	6-3
Oct. 25—	Detroit vs. St. Louis,	at Chicago	4-3
Oct. 26—	St. Louis vs. Detroit,	at Detroit	9-2

Detroit victories, 10; St. Louis, 5. Receipts, \$42,000.

## National League 1886 American Association

Oct. 18—	Chicago vs. St. Louis,	at Chicago	6-0
Oct. 19—	St. Louis vs. Chicago,	at Chicago (8 innings)	12-0
Oct. 20—	Chicago vs. St. Louis,	at Chicago (8 innings)	11-4
Oct. 21—	St. Louis vs. Chicago,	at St. Louis (7 innings)	8-5
Oct. 22—	St. Louis vs. Chicago,	at St. Louis (6 innings)	10-3
Oct. 23—	St. Louis vs. Chicago,	at St. Louis (13 innings)	4-3

St. Louis victories, 4; Chicago, 2.

## National League 1885 American Association

Oct. 14—	St. Louis vs. Chicago,	at Chicago (8 innings)	5-5
Oct. 15—	Chicago vs. St. Louis,	at St. Louis (8 innings, forfeited)	9-0
Oct. 16—	St. Louis vs. Chicago,	at St. Louis	7-4
Oct. 17—	St. Louis vs. Chicago,	at St. Louis	3-2
Oct. 22—	Chicago vs. St. Louis,	at Pittsburg (7 innings)	9-2
Oct. 23—	Chicago vs. St. Louis,	at Cincinnati	9-2
Oct. 24—	St. Louis vs. Chicago,	at Cincinnati	13-4

Chicago victories, 3; St. Louis, 3; drawn, 1. Receipts, \$2,000.

## National League 1884 American Association

Oct. 23—	Providence vs. Metropolitans,	at New York	6-0
Oct. 24—	Providence vs. Metropolitans,	at New York	3-1
Oct. 25—	Providence vs. Metropolitans,	at New York	11-2

Providence victories, 3.

## Roll of Honor

PLAYERS WHO HAVE PLAYED IN THE WORLD SERIES—1884-1918.

No series 1898—1899—1900—1901—1902—1904.

### BOSTON, AMERICAN—1918—CHICAGO, NATIONAL.

J. McInnis.....First base	F. C. Merkle.....First base
D. Shean.....Second base	Charles Pick.....Second base
Fred Thomas.....Third base	W. Wortman.....Second base
E. Scott.....Shortstop	Chas. Deal.....Third base
G. Whiteman.....Left field	R. Zelder.....Third base
G. H. Ruth.....Left field	C. Hollocher.....Shortstop
Amos Strunk.....Center field	L. Mann.....Left field
H. Hooper.....Right field	G. H. Paskert.....Center field
S. L. Agnew.....Catcher	Max Flack.....Right field
W. Schang.....Catcher	W. Killefer.....Catcher
G. H. Ruth.....Pitcher	R. O'Farrell.....Catcher
L. J. Bush.....Pitcher	J. L. Vaughn.....Pitcher
C. W. Mays.....Pitcher	G. H. Tyler.....Pitcher
S. F. Jones.....Pitcher	P. B. Douglas.....Pitcher
L. Miller.....Utility	C. R. Hendrix.....Pitcher
	W. F. McCabe.....Utility
	T. Barber.....Utility

### CHICAGO, AMERICAN—1917—NEW YORK, NATIONAL.

Chicago, American—C. A. Gandil, 1b.; E. T. Collins, 2b.; F. McMullin, 3b.; G. O. Weaver, ss.; J. Jackson, lf.; O. Felsch, cf.; J. F. Collins, rf.; H. Leibold, rf.; R. W. Schalk, c.; E. V. Cicotte, p.; U. C. Faber, p.; E. A. Russell, p.; C. Williams, p.; D. C. Danforth, p.; C. A. Risberg, utility; B. Lynn, utility.

New York, National—W. Holke, 1b.; C. L. Herzog, 2b.; H. Zimmerman, 3b.; A. Fletcher, ss.; G. J. Burns, lf.; B. Kauff, cf.; D. Robertson, rf.; J. Thorpe, rf.; L. McCarty, c.; W. A. Rariden, c.; H. F. Sallee, p.; J. C. Benton, p.; F. M. Schupp, p.; W. D. Perritt, p.; F. Anderson, p.; O. M. Tesreau, p.; J. W. Wilhoit, utility.

### BOSTON, AMERICAN—1916—BROOKLYN, NATIONAL.

Boston, American—Richard Hoblitzel, 1b.; H. C. Janvrin, 2b.; W. L. Gardner, 3b.; Everett Scott, ss.; George Lewis, lf.; James Walsh, cf.; C. Walker, cf.; C. H. Shorten, cf.; Harry B. Hooper, rf.; F. L. Cady, c.; C. D. Thomas, c.; William Carrigan, c.; George H. Ruth, p.; George Foster, p.; H. B. Leonard, p.; C. Mays, p.; Ernest Shore, p.; M. J. McNally, infielder; D. C. Gainer, infielder; Olaf Henriksen, outfielder.

Brooklyn, National—J. Daubert, 1b.; Fred Merkle, 1b.; George Cutshaw, 2b.; H. Mowrey, 3b.; Ivan Olson, ss.; Zack Wheat, lf.; H. H. Myers, cf.; J. H. Johnston, rf.; Charles Stengel, rf.; O. Miller, c.; J. Meyers, c.; J. Coombs, p.; E. Pfeffer, p.; R. Marquard, p.; S. Smith, p.; L. Cheney, p.; N. Rucker, p.; W. G. Dell, p.; O. O'Mara, infielder; G. Getz, infielder.

### BOSTON, AMERICAN—1915—PHILADELPHIA, NATIONAL.

Boston, American—D. C. Gainer, 1b.; Richard Hoblitzel, 1b.; John J. Barry, 2b.; W. L. Gardner, 3b.; Everett Scott, ss.; H. C. Janvrin, ss.; George Lewis, lf.; Tris Speaker, cf.; Harry B. Hooper, rf.; F. L. Cady, c.; C. D. Thomas, c.; William Carrigan, c.; George Foster, p.; H. B. Leonard, p.; Ernest Shore, p.; Geo. H. Ruth, p.; O. Henriksen, f.

Philadelphia, National—Fred W. Luderus, 1b.; Geo. B. Whitted, 1b.; J. A. Niehoff, 2b.; M. J. Stock, 3b.; D. J. Bancroft, ss.; Geo. B. Whitted, lf.; Beals Becker, rf.-lf.; Geo. H. Paskert, cf.; C. O. Cravath, rf.; R. M. Burns, c.; G. C. Alexander, p.; George Chalmers, p.; E. J. Mayer, p.; E. J. Rixey, p.; O. J. Dugey, f.; William Killifer, c.; R. M. Byrne, 3b.

**BOSTON, NATIONAL—1914—ATHLETICS, AMERICAN.**

Boston, National—C. J. Schmidt, 1b.; J. J. Evers, 2b.; Chas. Deal, 3b.; W. J. Maranville, ss.; L. Mann, 1f.-rf.; G. B. Whitted, cf.; T. Cather, 1f.; J. Connolly, lf.; J. H. Moran, rf.; H. Gowdy, c.; W. L. James, p.; R. Rudolph, p.; G. Tyler, p.; J. Devore; L. W. Gilbert.

Athletics, American—J. McInnis, 1b.; E. T. Collins, 2b.; J. F. Baker, 3b.; J. Barry, ss.; R. Oldring, 1f.; A. Strunk, cf.; J. Walsh; cf.; J. P. Murphy, rf.; W. H. Schang, c.; J. Lapp, c.; C. A. Bender, p.; J. L. Bush, p.; H. J. Pennock, p.; E. S. Plank, p.; R. J. Shawkey, p.; H. J. Wyckoff, p.

**ATHLETICS, AMERICAN—1913—NEW YORK, NATIONAL**

Athletics, American—McInnis, 1b.; Collins, 2b.; Baker, 3b.; Barry, ss.; Oldring, 1f.; Strunk, cf.; E. Murphy, rf.; Schang, c.; Lapp, c.; Bender, p.; Plank, p.; Bush, p.

N. Y. National—Merkle, 1b.; Wiltse, 1b.; Snodgrass, cf.-1b.; Doyle, 2b.; Herzog, 3b.; Shafer, cf.-3b.; Fletcher, ss.; Murray, 1f.-rf.; Burns, 1f.; McLean, c.; Wilson, c.; Meyers, c.; Mathewson, p.; Marquard, p.; Demaree, p.; Tesreau, p.; Cooper, p.; Crandall, p.; McCormick, f.; Grant, f.

**BOSTON, AMERICAN—1912—NEW YORK, NATIONAL**

Boston, American—Stahl, 1b.; Yerkes, 2b.; Gardner, 3b.; Wagner, ss.; Lewis, 1f.; Speaker, cf.; Hooper, rf.; Cady, c.; Carrigan, c.; Wood, p.; Bedient, p.; Hall, p.; Collins, p.; O'Brien, p.; Henriksen; Ball; Engle.

N. Y. National—Merkle, 1b.; Doyle, 2b.; Herzog, 3b.; Fletcher, ss.; Shafer, ss.; Murray, 1f.-rf.; Snodgrass, cf.; Devore, 1f.-rf.; Becker, cf.; Meyers, c.; Wilson, c.; Mathewson, p.; Marquard, p.; Tesreau, p.; Ames, p.; Crandall, p.; McCormick.

**ATHLETICS, AMERICAN—1911—NEW YORK, NATIONAL**

Athletics, American—Davis, 1b.; Collins, 2b.; Baker, 3b.; Barry, ss.; Lord, 1f.; Oldring, cf.; Murphy, rf.; Thomas, c.; Lapp, c.; Bender, p.; Coombs, p.; Plank, p.; McInnis, 1b.; Strunk, cf.

N. Y. National—Merkle, 1b.; Doyle, 2b.; Herzog, 3b.; Fletcher, ss.; Devore, 1f.; Snodgrass, cf.; Murray, rf.; Becker, cf.; Meyers, c.; Wilson, c.; Mathewson, p.; Marquard, p.; Crandall, p.; Wiltse, p.; Ames, p.

**ATHLETICS, AMERICAN—1910—CHICAGO, NATIONAL**

Athletics, American—Davis, 1b.; Collins, 2b.; Baker, 3b.; Barry, ss.; Lord, cf.-lf.; Hartsel, lf.; Strunk, cf.; Murphy, rf.; Thomas, c.; Lapp, c.; Coombs, p.; Bender, p.

Chicago National—Chance, 1b.; Zimmerman, 2b.; Steinfeldt, 3b.; Tinker, ss.; Sheekard, lf.; Hofman, cf.; Schulte, rf.; Kling, c.; Archer, c.-1b.; Overall, p.; McIntyre, p.; Brown, p.; Richie, p.; Reulbach, p.; Pfeister, p.; Cole, p.; Beaumont; Needham.

**PITTSBURGH, NATIONAL—1909—DETROIT, AMERICAN**

Pitts. National—Abstein, 1b.; Miller, 2b.; Byrne, 3b.; Leach, 3b.-f.; Wagner, ss.; Clarke, f.; Hyatt, f.; Wilson, f.; Gibson, c.; Adams, p.; Camnitz, p.; Willis, p.; Maddox, p.; Lefield, p.; Phillippe, p.; O'Connor; Abbatichio.

Detroit American—Tom Jones, 1b.; Delehanty, 2b.; Morlarity, 3b.; O'Leary, 3b.; Bush, ss.; McIntyre, f.; D. Jones, f.; Crawford, f.-1b.; Cobb, f.; Schmidt, c.; Stanage, c.; Mullin, p.; Donovan, p.; Summers, p.; Works, p.; Willet, p.

**CHICAGO, NATIONAL—1908—DETROIT, AMERICAN**

Chicago National—Chance, 1b.; Howard, 1b.; Evers, 2b.; Steinfeldt, 3b.; Tinker, ss.; Sheekard, f.; Hofman, f.; Schulte, f.; Kling, c.; Brown, p.; Reulbach, p.; Pfeister, p.; Overall, p.

Detroit American—Rossman, 1b.; Downs, 2b.; Schaefer, 2b.-3b.; Coughlin, 3b.; O'Leary, ss.; McIntyre, f.; Crawford, f.; Cobb, f.; D. Jones, f.; Schmidt, c.; Thomas, c.; Killian, p.; Summers, p.; Donovan, p.; Mullin, p.; Winters, p.

## CHICAGO, NATIONAL—1907—DETROIT, AMERICAN.

Chicago National—Chance, 1b.; Howard, 1b.; Evers, 2b.; Steinfeldt, 3b.; Tinker, ss.; Sheckard, f.; Slagle, f.; Schulte, f.; Hofman, f.; Kling, c.; Brown, p.; Reulbach, p.; Pfeister, p.; Overall, p.

Detroit American—Rossman, 1b.; Schaefer, 2b.; Coughlin, 3b.; O'Leary, ss. D. Jones, f.; Crawford, f.; Cobb, f.; Schmidt, c.; Payne, c.; Archer, c.; Killian, p.; Mullin, p.; Donovan, p.; Slever, p.

## CHICAGO, AMERICAN—1906—CHICAGO, NATIONAL

Chicago American—Donohue, 1b.; Isbell, 2b.; Rohe, 3b.; Tannehill, ss.; Davis, ss.; Dougherty, f.; Jones, 1b.; Hahn, f.; Sullivan, c.; White, p.; Owen, p.; Walsh, p.; Altrock, p.

Chicago National—Chance, 1b.; Evers, 2b.; Steinfeldt, 3b.; Tinker, ss.; Sheckard, f.; Hofman, f.; Schulte, f.; Kling, c.; Brown, p.; Reulbach, p.; Pfeister, p.; Overall, p.

## NEW YORK, NATIONAL—1905—ATHLETICS, AMERICAN

N. Y. National—McGann, 1b.; Gilbert, 2b.; Devlin, 3b.; Dahlen, ss.; Mertes, f.; Doulin, f.; Browne, f.; Bresnahan, c.; Mathewson, p.; McGinnity, p.; Ames, p.

Athletics, American—Davis, 1b.; Murphy, 2b.; Lave Cross, 3b.; Monte Cross, ss.; Hartsel, f.; Lord, f.; Seybold, f.; Schreckengost, c.; Powers, c.; Plank, p.; Bender, p.; Coakley, p.

## BOSTON, AMERICAN—1903—PITTSBURGH, NATIONAL

Boston Americans—LaChance, 1b.; Ferris, 2b.; Collins, 3b.; Parent, ss.; Dougherty, f.; Stahl, f.; Freeman, f.; Criger, c.; Farrell, c.; Young, p.; Dinneen, p.; Hughes, p.

Pittsburgh Nationals—Bransfield, 1b.; Ritchey, 2b.; Leach, 3b.; Wagner, ss.; Clarke, f.; Beaumont, f.; Sebring, f.; Phelps, c.; Smith, c.; Philippe, p.; Leever, p.; Vail, p.; Kennedy, p.; Thompson, p.

## BALTIMORE—1897—BOSTON.

Baltimore—Doyle, 1b.; Reitz, 2b.; McGraw, 3b.; Jennings, ss.; Kelley, f.; Stenzel, f.; Keeler, f.; Robinson, c.; Bowerman, c.; Nops, p.; Corbett, p.; Hoffer, p.

Boston—Tenney, 1b.; Lowe, 2b.; Collins, 3b.; Long, ss.; Duffy, f.; Hamilton, f.; Stahl, f.; Bergen, c.; Ganzel, c.; Klobedanz, p.; Nichols, p.; Hickman, p.; Stivetts, p.

## BALTIMORE—1896—CLEVELAND

Baltimore—Doyle, 1b.; Reitz, 2b.; McGraw, 3b.; Jennings, ss.; Kelley, f.; Brodie, f.; Keeler, f.; Robinson, c.; Clarke, c.; Corbett, p.; Hoffer, p.

Cleveland—Tebeau, 1b.; Childs, 2b.; McGarr, 3b.; McKean, ss.; Burkett, f.; McAleer, f.; Blake, f.; Zimmer, c.; Chamberlain, p.; Young, p.; Cuppy, p.; Wallace, p.

## CLEVELAND—1895—BALTIMORE

Cleveland—Tebeau, 1b.; Childs, 2b.; McGarr, 3b.; McKean, ss.; Burkett, f.; McAleer, f.; Blake, f.; Zimmer, c.; Young, p.; Cuppy, p.

Baltimore—Carey, 1b.; Gleason, 2b.; McGraw, 3b.; Jennings, ss.; Kelley, f.; Brodie, f.; Keeler, f.; Robinson, c.; Clarke, c.; Hoffer, p.; McMahon, p.; Esper, p.

## NEW YORK—1894—BALTIMORE

New York—Doyle, 1b.; Ward, 2b.; Davis, 3b.; Fuller, ss.; Burke, f.; Van Haltren, f.; Tiernan, f.; Farrell, c.; Rusie, p.; Meekin, p.

Baltimore—Brothers, 1b.; Reitz, 2b.; McGraw, 3b.; Jennings, ss.; Kelley, f.; Brodie, f.; Keeler, f.; Bonner, f.; Robinson, c.; Gleason, p.; Esper, p.; Hemming, p.; Hawke, p.

## BOSTON—1892—CLEVELAND

Boston—Tucker, 1b.; Quinn, 2b.; Nash, 3b.; Long, ss.; Lowe, f.; Duffy, f.; McCarthy, f.; Kelly, c.; Ganzel, c.; Bennett, c.; Nichols, p.; Stivett, p.; Staley, p.

Cleveland—Virtue, 1b.; Childs, 2b.; Tebeau, 3b.; McKean, ss.; Burkett, f.; McAleer, f.; O'Connor, f.; Zimmer, c.; Young, p.; Cuppy, p.; Clarkson, p.

## BROOKLYN—1890—LOUISVILLE

Brooklyn—Foutz, 1b.; Collins, 2b.; Pinckney, 3b.; Smith, ss.; O'Brien, f.; Corkhill, f.; Burns, f.; Donovan, f.; Daly, c.; Bushong, c.; Clark, c.; Lovett, p.; Carruthers, p.; Terry, p.; Hughes, p.

Louisville—Taylor, 1b.; Shinnock, 2b.; Raymond, 3b.; Tomney, ss.; Hamberg, f.; Weaver, f.; Wolf, f.; Ryan, c.; Weckbaker, c.; Stratton, p.; Ehret, p.; Dailey, p.; Meekin, p.

## NEW YORK—1889—BROOKLYN

New York—Connor, 1b.; Richardson, 2b.; Whitney, 3b.; Ward, ss.; O'Rourke, f.; Gore, f.; Tiernan, f.; Ewing, c.; Brown, c.; Keefe, p.; Welch, p.; Crane, p.; O'Day, p.

Brooklyn—Foutz, 1b.; Collins, 2b.; Pinckney, 3b.; Smith, ss.; O'Brien, f.; Corkhill, f.; Brown, f.; Bushong, c.; Visner, c.; Clark, c.; Terry, p.; Carruthers, p.; Lovett, p.; Hughes, p.

## NEW YORK—1888—ST. LOUIS

New York—Connor, 1b.; Richardson, 2b.; Whitney, 3b.; Ward, ss.; O'Rourke, f.; Slattery, f.; Tiernan, f.; Ewing, c.; Brown, c.; Murphy, c.; Welch, p.; Crane, p.; Keefe, p.; George, p.

St. Louis—Comiskey, 1b.; Robinson, 2b.; Latham, 3b.; White, ss.; O'Neill, f.; Lyons, f.; McCarthy, f.; Milligan, c.; King, p.; Chamberlain, p.

## DETROIT—1887—ST. LOUIS

Detroit—Ganzel, 1b.-c.; Brouters, 1b.; Dunlap, 2b.; White, 3b.; Rowe, ss.; Thompson, f.; Hanlon, f.; Richardson, f.; Twitchell, f.; Bennett, c.; Getzeln, p.; Baldwin, p.; Conway, p.

St. Louis—Comiskey, 1b.; Robinson, 2b.; Latham, 3b.; Gleason, ss.; O'Neill f.; Welch, f.; Foutz, f.-p.; Bushong, c.; Boyle, c.; Carruthers, p.; King, p.

## ST. LOUIS—1886—CHICAGO

St. Louis—Comiskey, 1b.; Robinson, 2b.; Latham, 3b.; Gleason, ss.; Welch f.; Foutz, f.-p.; O'Neill, f.; Bushong, c.; Carruthers, p.; Hudson, p.

Chicago—Anson, 1b.; Pfeffer, 2b.; Burns, 3b.; Williamson, ss.; Dalrymple, f.; Gore, f.; Ryan, f.; Flint, c.; Kelly, c.; Clarkson, p.; McCormick, p.

## CHICAGO—1885—ST. LOUIS

Chicago—Anson, 1b.; Pfeffer, 2b.; Williamson, 3b.; Burns, ss.; Dalrymple, f.; Gore, f.; Kelly, f.; Sunday, f.; Holliday, f.; Flint, c.; Clarkson, p.; McCormick, p.

St. Louis—Comiskey, 1b.; Robinson, 2b.; Latham, 3b.; Gleason, ss.; Welch, f.; Nicol, f.; O'Neill, f.; Bushong, c.; Carruthers, p.; Foutz, p.

## PROVIDENCE—1884—METROPOLITANS

Providence—Start, 1b.; Farrell, 2b.; Denny, 3b.; Irwin, ss.; Carroll, f.; Hines, f.; Radford, f.; Gilligan, c.; Nava, c.; Radbourn, p.

Metropolitans—Orr, 1b.; Troy, 2b.; Esterbrook, 3b.; Nelson, ss.; Kennedy, f.; Roseman, f.; Brady, f.; Holbert, c.; Reipschlagler, c.; Keefe, p.; Lych, p.



# National Association of Professional Base Ball Leagues

Met at Chicago, September 6, 1901; organization perfected in New York City, October 24, 1901.

## OFFICERS, 1901 TO 1918, INCLUSIVE.

First President (1901 to 1908, 7 years)—P. T. Powers, New York City.  
 Second President (1909)—M. H. Sexton, Rock Island, Ill. Re-elected November 11, 1915, for 5 years.  
 Vice-President, A. H. Baum, Elected November 14, 1917.  
 First Secretary (1901)—John H. Farrell, Auburn, N. Y. Re-elected November 16, 1910, for 10 years.

## BOARD OF ARBITRATION.

J. H. Farrell, Chairman and Secretary.

A. T. Baum, 1912-16.  
 J. W. Morris, 1917.  
 T. J. Hickey, 1917.

R. H. Baugh, 1916-20.  
 R. L. Blewett, 1916-20.  
 E. W. Dickerson, 1917.

## MEMBERS IN PREVIOUS YEARS.

J. B. Nicklin, 1902.  
 W. H. Lucas, 1902-04.  
 M. H. Sexton, 1902-10.  
 E. F. Bert, 1905-07.  
 George Tebeau, 1905.  
 H. C. Griffiths, 1905.  
 D. M. Shively, 1906-10.  
 Joseph D. O'Brien, 1907-08.  
 J. Cal Ewing, 1908-12.  
 C. R. Williams, 1911.

J. H. O'Rourke, 1902-15.  
 W. M. Kavanaugh, 1903-15.  
 N. R. O'Neill, 1911-15.  
 T. H. Murnane, 1902-16.  
 F. C. Zerung, 1916.  
 T. M. Chivington, 1912-16.  
 F. R. Carson, 1909-16.  
 M. E. Justice, 1911-16.  
 N. P. Corish, 1916-17.  
 E. G. Barrow, 1912-17.

## ASSOCIATION MEMBERSHIP, 1918.

Giving Date of Admission and Duration of Membership in Organization.

	Date	Yrs.		Date	Yrs.
*American Association.....	1903	16	*Pacific International (for-		
†Blue Ridge League.....	1915	4	merly Northwestern)League	1902	17
*Eastern League.....	1916	3	*Southern Association.....	1902	17
International League (Eastern			*Texas League.....	1907	12
League, 1902-11).....	1902	17	*Virginia Association.....	1906	13
*Pacific Coast League.....	1906	13	*Western League.....	1902	17

\*Season shortened, † Did not finish season,

## MEMBERS IN PREVIOUS YEARS

Organization	Years	Length of Membership
Appalachian League .....	1911-1914	4 years
Arkansas and Texas League.....	1906	1 year
Arkansas League.....	1908-1909	2 years
Atlantic Association.....	1908	1 year
Atlantic League (N. Y. & N. J. 1913).....	1913-1914	2 years
Bi-State League.....	1915	1 year
Border League.....	1912-1913	2 years
Blue Grass League.....	1909-1912	4 years
California State League.....	1913-1914	3 years
Canadian League.....	1911-1915	5 years
Central Association.....	1904-1917	14 years
Central League.....	1903-1917	15 years
Central California League.....	1910-1911	2 years
Central International League.....	1912	1 year
Central Texas League.....	1914-1917	4 years
†Colonial League.....	1914	1 year
Connecticut Association.....	1910	1 year
Copper Country—Soo League.....	1905	1 year
*Cotton States League.....	1902-1913	11 years
Delta League.....	1904-1905	2 years
Dixie League.....	1916-1917	2 years
Eastern Assoc'n (Conn. League, 1902-12).....	1902-1915	14 years
Eastern Carolina League.....	1909-1910	3 years
Eastern Illinois League.....	1907-1908	2 years
Eastern Kansas League.....	1910-1911	2 years
F. L. A. G. (Empire League 1914—Georgia State 1915).....	1914-1915	2 years
Gulf Coast League.....	1907-1908	2 years
Georgia-Alabama League.....	1913-1917	5 years
Georgia State League.....	1906	1 year
Hudson River League.....	1903-1907	5 years
Illinois-Missouri League.....	1908-1914	7 years
Indiana-Illinois-Iowa League.....	1902-1917	16 years
Indiana-Michigan League.....	1910	1 year
Interstate Association.....	1906	1 year
Interstate League.....	1914-1916	3 years
International League.....	1909	1 year
Inland Empire League.....	1908	1 year
Iowa State League.....	1904-1907	4 years
Iowa-South Dakota League.....	1902-1903	2 years
Kansas State League.....	1909-1911	3 years
Kansas State (Central Kansas 1909-12).....	1909-1914	6 years
Kentucky-Indiana-Tennessee League..1903-1907; 1910-1914;	1916	1 year
Michigan State League.....	1910-1914	5 years
Middle Texas League.....	1914	1 year
Minnesota-Wisconsin League.....	1909-1912	4 years
Missouri-Iowa-Kansas League.....	1910-1912	3 years
Missouri State League.....	1911	1 year
Missouri-Kansas League.....	1912	1 year
Missouri Valley League.....	1903-1905	3 years
Mountain States League.....	1911-1912	2 years
Nebraska State League.....	1910-1915	6 years

\* Did not play in 1909.

† Membership withdrawn 1915.

## MEMBERS IN PREVIOUS YEARS—(Continued).

Organization	Years	Length of Membership
New Brunswick-Maine League.....	1913	1 year
New England League.....	1902-1915	14 years
New Hampshire League.....	1907	1 year
New York State League.....	1902-1917	16 years
North Carolina League.....	1908-1917	10 years
Northeast Arkansas League.....	1909-1910	2 years
North Texas League.....	1904; 1906	2 years
Northern Association.....	1910	1 year
Northern League.....	1913-1917	5 years
Northern Copper League.....	1906-1907	2 years
Northern State of Indiana.....	1909; 1912	2 years
Ohio-Pennsylvania League.....	1905-1912	8 years
Ohio State League.....	1908-1915	8 years
Old Dominion League.....	1908	1 year
Oklahoma-Arizona-Kansas League.....	1907	1 year
Oklahoma-Kansas League.....	1908	1 year
Oklahoma State League.....	1912	1 year
Oregon State League.....	1904	1 year
Pennsylvania-Ohio-Maryland League.....	1906-1907	2 years
Pennsylvania and West Virginia League.....	1908-1909	2 years
Pacific National League.....	1903-1904	2 years
Pacific Northwest League.....	1902	1 year
Potomac League.....	1916	1 year
Rio Grande League.....	1915	1 year
Rocky Mountain League.....	1912	1 year
San Joaquin Valley League.....	1910-1911	2 years
South Atlantic League.....	1904-1917	14 years
South Carolina League.....	1907-1908	2 years
South Central League.....	1906; 1912	2 years
Southeastern League.....	1910-1912	3 years
Southern California League.....	1913	1 year
Southern California Trolley League.....	1910	1 year
Southern Michigan Association.....	1906-1915	10 years
South Texas League.....	1903-1907	5 years
Southwest Iowa League.....	1903	1 year
Southwest Texas League.....	1910-1912	3 years
Southwest Washington League.....	1905	1 year
Southwestern League.....	1904	1 year
Texas-Oklahoma League.....	1911-1914	4 years
Tri-State League.....	1907-1914	8 years
Union Association.....	1911-1914	4 years
Virginia Mountain League.....	1914	1 year
Virginia Valley League.....	1910	1 year
Virginia-North Carolina League.....	1905	1 year
West Virginia League.....	1910	1 year
Wisconsin League.....	1905-1907	3 years
Western Canada League.....	1907-1915	9 years
Western Pennsylvania League.....	1907	1 year
Western Association.....	1914-1917	4 years
Western Tri-State League.....	1912-1914	3 years
Wisconsin-Illinois League.....	1905-1914	10 years



## Major League Records

Abbreviations—N. A. (National Association, 1871-1875); N. L. (National League, 1876 to date); A. A. (American Association, 1882-1891); P. L. (Players' League, 1890 only); A. L. (American League, 1900 to date); F. L. (Federal League, 1914-1915). All records based on a total of fifty games for fielders and batters, and 25 games for pitchers.

### CATCHERS.

- Highest percentage fielding. .990, Joseph Sugden, St. Louis A. L., 1904. .990, J. O'Connor, St. Louis A. L., 1906. .990 R. Perkins, Philadelphia A. L., 1918. .990, Frank Bowerman, New York N. L., 1907. .990, Forest Cady, Boston A. L., 1912. .990, George Gibson Pittsburgh N. L., 1912. .990, B. Whaling, Boston N. L., 1913.
- Chances accepted in nine innings. 23, Bignall, Milwaukee Union Association, 17 put-outs, 6 assists, Oct. 3, 1884.  
22, V. Nava, Providence N. L., 19 put-outs, 3 assists, June 7, 1884.  
18, Schreckengost, Philadelphia A. L., May 15, 1903
- Greatest number chances accepted in a season. 947 chances in 142 games, W. Rariden, Newark F. L., 1915.  
924 chances in 137 games, Charles E. Street, Washington A. L., 1909.  
837 chances in 123 games, John T. Meyers, New York, N. L., 1911.
- Accurate throwing. George Gibson, Pittsburg N. L., at Cincinnati, Ohio, September 11, 1907.
- No put-out or assist. Roger Bresnahan, New York N. L., July 28, 1908, Pittsburg vs. New York, did not have a put-out or assist in 10 innings.  
O. Miller, Brooklyn N. L. vs. Pittsburgh, July 16, 1918, J. Adams, Philadelphia N. L. vs. Pittsburgh, July 19, 1918.
- Unusual catching feat. W. Schriver, Chicago N. L., on August 29, 1894, on second attempt, caught a ball thrown from top of Washington Monument. Charles E. Street, catcher Washington A. L., August 28, 1908, caught a ball pitched from the window at top of Washington Monument, distance 542 feet; estimated when ball reached his hands it was traveling at a velocity of 161 feet a second. William D. Sullivan, catcher Chicago A. L., August 24, 1910, caught three balls thrown from Washington Monument.
- Consecutive championship games caught. 140 consecutive games, George Gibson, Pittsburg N. L., 1909.

### PITCHERS.

- Highest percentage games won since 1871. .899, A. G. Spalding, Boston N. A., 1875.
- Greatest number consecutive games won. 19 games, Tim Keefe, New York N. L., 1889.  
19 games, Richard Marquard, New York N. L., 1912.  
16 games, Joseph Wood, Boston A. L., 1912.  
16 games, Walter Johnson, Washington, A. L., 1912.
- Greatest number consecutive games lost. 21, J. Nabors, Philadelphia A. L., 1916.
- Greatest number games pitched in a season. 74 games, Chas. Radbourn, Providence, N. L., 1884.
- Strike-out record, 9 innings. National League: 19 batsmen, Charles Sweeney, Providence vs. Boston, June 7, 1884.  
Union Association: 19 batsmen, Dalley, Chicago vs. Boston, July 7, 1884.  
American Association: 17 batsmen, Tom Ramsey, Louisville vs. Cleveland, June 2, 1887 (four-strike rule).  
American League: 16 batsmen, G. E. Waddell, St. Louis vs. Athletics July 29, 1908.

- Strike-out record for season. 505 in 65 games, average 7.77 (pitching distance 50 feet), Matt Kilroy, Baltimore A. A., 1886.  
494 in 63 games, average 7.85, T. Ramsey, Louisville A. A., 1886.  
343 in 46 games, average 7.46 (pitching distance 60.5 feet), G. E. ("Rube") Waddell, Philadelphia Athletics, A. L., 1904.  
197 in 34 games, average 5.80, L. K. Ames, New York N. L., 1905.  
259 in 56 games, C. Mathewson, New York N. L., 1908.  
313 in 45 games, Walter Johnson, Washington A. L., 1910.
- Strike-outs by individual, 9 innings. 5, H. Stovey, Boston N. L. vs. Brooklyn, June 30, 1891.  
5, P. Dowling, Louisville N. L. vs. New York, Aug. 15, 1899.
- Shut-out games for a season, 1900-1918. G. C. Alexander, Philadelphia N. L., 16 in 1916.  
J. Coombs, Philadelphia A. L., 13 in 1910.
- Shut-out record for consecutive innings. 56 innings, Walter Johnson, Washington A. L., April 10 to May 15, 1913.
- Greatest number chances accepted by pitcher. 231 (41 put-outs, 190 assists), E. Walsh, Chicago A. L., 1908.
- Record no-hit game, 9 innings, both pitchers. May 2, 1917, Cincinnati N. L. vs. Chicago, 2-0, 10 innings. No hits made by either club in nine innings, Chicago making no hits in 10 innings. F. Toney gets credit for pitching 10 no-hit innings and J. Vaughn, Chicago, 9 no-hit innings.
- Pitchers' control contest. 8 strikes out of 11 thrown balls, Harry Gaspar, Cincinnati N. L., field day at Cincinnati, October 12, 1910.
- Remarkable pitching feats. W. Johnson, Washington A. L., shut out New York, September 4, 5 and 7, 1908, three days in succession, pitching 27 innings, without a run.  
E. Reulbach, Chicago N. L., pitched a double-header against Brooklyn, September 26, 1908, and shut out the latter in both games.  
First four years of the Boston Nationals, 1871-1875, A. G. Spalding pitched all the games.
- Most bases on balls given in a season. 261, Amos Rusie, New York N. L., 1892; 181, R. Harmon, St. Louis N. L., 1911; 168, E. Meyers, Philadelphia A. L., 1916.
- Most bases on balls in a game by clubs. 30, Detroit vs. Philadelphia A. L., at Detroit, May 9, 1916; Detroit pitchers 12, Athletic pitchers 18. 23, St. Louis vs. Cincinnati N. L., at St. Louis, May 4, 1910; St. Louis pitchers 7, Cincinnati pitchers 16.
- Most bases on balls in a game off individual pitcher. 17, Pitcher W. George, New York vs. Chicago N. L., May 30, A. M., 1887. 16, Pitcher Haas, Philadelphia vs. New York A. L., June 23, 1915.
- Most wild pitches in a game by individual. 5, L. Cheney, Brooklyn N. L. vs. St. Louis, July 9, 1918.
- Bases on balls in a game by individual. 6 times, Walter Wilmot, Chicago vs. Cleveland N. L., August 22, 1891—pitchers Viau and Young.
- Major league pitching record. Chas. Radbourn, Providence, N. L., 1884, pitched in 77 games (74 championship, 3 World Series), won 63, lost 12, tied 2. From July 23 to September 26, inclusive, with the exception of August 2, 8 and 20, and September 25, pitched every game played by Providence; total 36 games pitched, won 31, lost 4, tied 1, winning 18 games in succession.
- "Cy" Young's records. D. T. ("Cy") Young had a unique record, 22 consecutive years in major leagues, pitched 3 no-hit games; pitched 45 innings without being scored upon.

- 8 years' consecutive pitching record. 28 or over, American League—D. T. Young, 1901, 31; 1902, 32; 1903, 28.  
30 or over, National League—C. Mathewson, 1903, 30, 1904, 33; 1905, 31. G. C. Alexander, 1915, 31; 1916, 33; 1917, 30.

## NO-HIT GAMES (NINE INNINGS) IN MAJOR LEAGUES.

- 1875—"Josephs" Borden, Philadelphia N. A., vs. Chicago, July 28.  
J. Devlin, Chicago N. A., vs. Philadelphia, August 4.  
1876—G. W. Bradley, St. Louis N. L., vs. Hartford, July 15.\*  
1880—J. L. Richmond, Worcester N. L., vs. Cleveland, June 12.\*  
John M. Ward, Providence N. L., vs. Buffalo, June 17.\*  
Corcoran, Chicago N. L., vs. Boston, August 19.  
Galvin, Buffalo N. L., vs. Worcester, August 20.  
1882—Mullane, Louisville A. A., vs. Cincinnati, September 11.  
Hecker, Louisville A. A., vs. Pittsburg, September 19.  
Corcoran, Chicago N. L., vs. Worcester, September 20.  
1883—Radbourn, Providence N. L., vs. Cleveland, July 25.  
Dailey, Cleveland N. L., vs. Philadelphia, September 13.  
1884—Corcoran, Chicago N. L., vs. Providence, June 27.  
Galvin, Buffalo N. L., vs. Detroit, August 4.  
Atkisson, Athletics A. A., vs. Pittsburg, May 24  
Morris, Columbus A. A., vs. Pittsburg, May 29.  
Mountain, Columbus A. A., vs. Washington, June 5.  
1884—Gagus, Washington U. A., vs. Wilmington, August 21.  
Burns, Cincinnati U. A., vs. Kansas City, August 26.  
Cushman, Milwaukee U. A., vs. Washington, September 28.  
1885—Clarkson, Chicago N. L., vs. Providence, July 27.  
Ferguson, Philadelphia N. L., vs. Providence, August 29.  
1886—Terry, Brooklyn A. A., vs. St. Louis, July 24.  
Atkisson, Athletics A. A., vs. Metropolitans, May 1.  
Kilroy, Baltimore A. A., vs. Pittsburg, October 6.  
1888—Terry, Brooklyn A. A., vs. Louisville, May 27.  
Porter, Kansas City A. A., vs. Baltimore, June 6.  
Seward, Athletics A. A., vs. Cincinnati, July 26.  
Weyhing, Athletics A. A., vs. Kansas City, July 31.  
1890—King, Chicago P. L., vs. Brooklyn, June 21.  
Titcomb, Rochester A. A., vs. Syracuse, September 15.  
1891—Lovett, Brooklyn N. L., vs. New York, June 22.  
Rusie, New York N. L., vs. Brooklyn, July 31.  
Breitenstein, St. Louis A. A., vs. Louisville, October 4.  
1892—Stivetts, Boston N. L., vs. Brooklyn, August 6.  
Sanders, Louisville N. L., vs. Baltimore, August 22.  
Jones, Cincinnati N. L., vs. Pittsburg, October 15.  
1893—Hawke, Baltimore N. L., vs. Washington, August 16.  
1897—D. T. Young, Cleveland N. L., vs. Cincinnati, September 18.  
1898—Breitenstein, Cincinnati N. L., vs. Pittsburg, April 22.  
Hughes, Baltimore N. L., vs. Boston, April 22.  
Donohue, Philadelphia N. L., vs. Boston, July 8.  
Thornton, Chicago N. L., vs. Brooklyn, August 21.  
1899—Phillippe, Louisville N. L., vs. New York, May 25.  
Willis, Boston N. L., vs. Washington, August 7.  
1900—Amole, Buffalo A. L., vs. Detroit, April 19.  
Kellum, Indianapolis A. L., vs. Chicago, June 16.  
Dowling, Milwaukee A. L., vs. Cleveland, July 28.  
Hahn, Cincinnati N. L., vs. Philadelphia, July 12.  
1901—Mathewson, New York N. L., vs. St. Louis, July 15.  
Moore, Cleveland A. L., vs. Chicago, May 9. Moore pitched nine innings against Chicago, the latter not making a hit in that time, but Cleveland lost the game in the tenth inning.  
1902—Callahan, Chicago A. L., vs. Detroit, September 20.  
1903—Fraser, Philadelphia N. L., vs. Chicago, September 18.  
1904—D. T. Young, Boston A. L., vs. Athletics, May 5.\*  
Tannehill, Boston A. L., vs. Chicago, August 17.  
1905—Mathewson, New York N. L., vs. Chicago, June 13.  
Henley, Philadelphia A. L., vs. St. Louis, July 22.  
Dinneen, Boston A. L., vs. Chicago, September 27.  
Smith, Chicago A. L., vs. Detroit, September 6.

\* No player reaching first base.

- 1906—Lush, Philadelphia N. L., vs. Brooklyn, May 3.  
Eason, Brooklyn N. L., vs. St. Louis, July 20.
- 1907—Pfeffer, Boston N. L., vs. Cincinnati, May 8.  
Maddox, Pittsburg N. L., vs. Brooklyn, September 20.
- 1908—D. T. Young, Boston A. L., vs. New York, June 30.  
Rucker, Brooklyn N. L., vs. Boston, September 5.  
Rhoades, Cleveland A. L., vs. Boston, September 18.  
Smith, Chicago A. L., vs. Athletics, September 20.  
A. Joss, Cleveland A. L., vs. Chicago, October 2.\*
- 1909—Ames, New York N. L., vs. Brooklyn, April 15, opening day of season in New York; Ames pitched nine innings against Brooklyn, the latter not making a hit in that time, but New York lost the game in the thirteenth inning.
- 1910—Joss, Cleveland A. L., vs. Chicago, April 20.  
Bender, Philadelphia A. L., vs. Cleveland, May 12.  
Hughes, New York vs. Cleveland A. L., August 30; Hughes, New York, pitched nine innings, Cleveland not making a hit in that time; New York lost the game in the eleventh inning, Cleveland making their first hit in the tenth inning.
- 1911—Wood, Boston A. L., vs. St. Louis, July 29.  
Walsh, Chicago A. L., vs. Boston, August 27.
- 1912—Mullin, Detroit A. L., vs. St. Louis, July 4.  
Hamilton, St. Louis A. L., vs. Detroit, August 30.  
Tesreau, New York N. L., vs. Philadelphia, September 6.
- 1914—Scott, Chicago A. L., vs. Washington, May 14 (Washington scoring in tenth inning, 1-0).  
Benz, Chicago A. L., vs. Cleveland, May 31.  
Davis, Boston N. L., vs. Philadelphia, September 9.  
LaFitte, Brooklyn F. L. vs. Kansas City, September 19.
- 1915—Marquard, New York N. L., vs. Brooklyn, April 15.  
Lavender, Chicago N. L., vs. New York, August 31.  
Hendrix, Chicago F. L. vs. Pittsburgh, May 15.  
Allen, Pittsburgh F. L. vs. St. Louis, April 24.  
Main, Kansas City F. L. vs. Buffalo, August 16.  
Davenport, St. Louis F. L. vs. Chicago, September 7.
- 1916—Hughes, Boston N. L. vs. Pittsburgh, June 16.  
Foster, Boston A. L. vs. New York, June 21.  
Bush, Philadelphia A. L. vs. Cleveland, August 20.  
Leonard, Boston A. L. vs. St. Louis, August 30.
- 1917—Cicotte, Chicago A. L., vs. St. Louis, April 14.  
Mogridge, New York A. L. vs. Boston, April 24.  
Vaughn, Chicago N. L. vs. Cincinnati, May 2. (Toney, Cincinnati, in same game pitched 10 innings, no hits.)  
Koob, St. Louis A. L., vs. Chicago, May 5.  
Groom, St. Louis A. L., vs. Chicago, May 6.  
Shore, Boston A. L., vs. Washington, June 23.
- 1918—Leonard, Boston A. L., vs. Detroit, June 3.

\*No player reaching first base.

#### NO HIT GAMES (10 INNINGS).

- 1884—Kimber, Brooklyn A. A., vs. Toledo, October 4 (game called in eleventh inning, 0-0, account of darkness.)
- 1906—McIntyre, Brooklyn N. L., vs. Pittsburg, August 1 (won by Pittsburg in thirteenth inning).
- 1908—Wiltse, New York N. L., vs. Philadelphia, July 4, 1-0.
- 1917—Toney, Cincinnati N. L., vs. Chicago, May 2, 2-0. (Vaughn, Chicago, in same game pitched nine innings, no hits.)

#### FIRST BASEMEN.

- No put-outs in 9 innings. McCauley, Washington A. A., August 6, 1891, at Columbus, Ohio; not a single chance offered.  
G. Hecker, Louisville A. A., Oct. 9, 1887; not a single chance offered during the eight innings Louisville was in the field.  
J. Donohue, Chicago A. L., May 23, 1906, vs. New York; Donohue had only one assist, in the eighth inning; Chicago was in the field only eight innings.
- Highest fielding percentage in a season. .996 in 87 games, F. L. Chance, Chicago N. L., 1910.  
.995, J. McInnis, Philadelphia A. L., 1914; C. A. Gaudin, Cleveland A. L., 1916.



**Greatest number** 1,986 chances in 157 games, J. Donohue, Chicago A. L., chances accepted 1907; 1,741 chances in 156 games, Fred Tenney, New York in a season. N. L., 1908.

**Greatest number** 22, Houtz, St. Louis N. A., June 3, 1875. O'Brien, Wash-  
chances accepted ington N. L., vs. Chicago, Sept. 22, 1888. J. Beckley,  
in 9 innings. Cincinnati N. L., vs. Cleveland, Sept. 27, 1898. T. Jones,  
St. Louis A. L., vs. Boston, May 11, 1906. H. Chase,  
New York A. L., vs. Chicago, Sept. 21, 1906. J. Daubert,  
Brooklyn N. L., vs. Boston, May 6, 1910. H. Chase, New  
York A. L., vs. Washington, June 23, 1911. E. Konetchy,  
Pittsburgh N. L., vs. St. Louis, Sept. 4, 1914. J. McInnis,  
Boston A. L., vs. Detroit, July 19, 1918.

**Assists at first**  
base.

American League—7 assists, George Stovall, St. Louis,  
August 7, 1912.

National League—7 assists, W. E. Bransfield, Pittsburgh  
vs. Chicago, May 3, 1904, at Chicago.

## SECOND AND THIRD BASEMEN, SHORTSTOPS AND FIELDERS.

**Highest fielding** Second Basemen—.991, N. Lajoie, Cleveland A. L., 1905.  
percentage in .982, J. A. McPhee, Cincinnati N. L., 1896; .977, Wm.  
a season Hallman, Philadelphia N. L., 1901; .977, M. Huggins, St.  
Louis N. L., 1913.

Third Basemen—.976, J. Lobert, Philadelphia N. L., 1912;  
.972, J. F. Baker, New York A. L., 1918.

Shortstops—.976, E. Scott, Boston A. L., 1918; .968, J.  
Tinker, Chicago N. L., 1913.

Left fielders—.987, P. Dougherty, Chicago A. L., 1906;  
Fred Clarke, Pittsburgh N. L., 1907; H. Shanks, Washington  
A. L., 1916.

Center fielders—.990, Harry Bay, Cleveland A. L., 1904;  
A. Strunk, Philadelphia A. L., 1912; T. Leach, Chicago N.  
L., 1913.

Right fielders—.992, F. Schulte, Chicago N. L., 1908; .990,  
E. Hahn, Chicago A. L., 1907 and 1909.

**Greatest**  
number chances  
accepted in a  
season.

Second Basemen—988, N. Lajoie, Cleveland A. L., 1908;  
934, W. Sweeney, Boston N. L., 1912.

Third Basemen—601, J. Collins, Boston N. L., 1899; 593,  
O. Vitt, Detroit A. L., 1916.

Shortstops—981, Maranville, Boston N. L., 1914; 969,  
O. Bush, Detroit A. L., 1914.

Fielders—464, Oscar Felsch, Chicago A. L., 1917; 468, Max  
Carey, Pittsburgh N. L., 1917.

**Greatest**  
number chances  
accepted in a  
game, 9 innings.

11, Shafer, Boston N. L., Sept. 26, 1877; J. Hornung,  
Boston N. L., Sept. 23, 1881; O'Brien, Mets A. A., May 20,  
1887; Harley, St. Louis N. L., June 30, 1898; T. F. Hartzell,  
Chicago N. L., Sept. 10, 1901.

10, H. Shanks, Washington A. L., vs. Detroit, July 31,  
1914.

4 assists from the outfield in one game, W. Crowley, Buffalo  
vs. Boston N. L., Aug. 27, 1880; W. Holmes, Chicago vs.  
Boston A. L., Aug. 21, 1903; F. Clarke, Pittsburgh N. L.  
vs. Philadelphia, Aug. 23, 1910; Lee Magee, New York  
vs. Philadelphia A. L., June 28, 1916.

**No put-outs or**  
assists at  
second base.

E. T. Collins, Athletics vs. Washington, at Philadelphia,  
October 2, 1909; Roy A. Grover, Athletics vs. Boston, at  
Philadelphia, Sept. 6, 1917; L. Magee, Cincinnati vs.  
Chicago, at Chicago, May 3, 1918; P. Kilduff, Chicago N.  
L., vs. Brooklyn, at Chicago, May, 21, 1918.

**No put-outs or**  
assists at  
shortstop.

J. Glasscock, St. Louis N. L., vs. Chicago, May 7, 1893;  
G. McBride, Washington A. L., July 3, 1912; Roy Hartzell,  
New York A. L., April 23, 1913; C. Herzog, Boston N. L.,  
vs. Philadelphia, at Boston, April 24, 1918; C. Hollocher,  
Chicago N. L., vs. New York, at Chicago, May 25, also at  
New York, August 1, 1918.

**Outfielders' accurate throwing contest.** Paskert, Cincinnati N. L., and Wilson, Pittsburg N. L., tied on two throws, Paskert winning on third throw, field day at Cincinnati, October 12, 1910.

**No put-outs by outfielders combined.** American League—St. Louis outfielders vs. Boston, June 14, 1917, at Boston (no put-out, assists or errors).  
New York A. L., vs. Chicago, May 20, 1918.  
Boston A. L., vs. Chicago, July 15, 1918.  
Washington A. L., vs. Chicago, July 19, 1918.  
Detroit A. L., vs. Philadelphia, July 27, 1918.  
National League—Boston outfielders vs. Buffalo, May 12, 1883; New York outfielders vs. Brooklyn, did not have a put-out in thirteen innings, April 15, 1909, (only one assist).  
Union Association—Milwaukee vs. Boston, October 4 and 5, 1884 two consecutive games.

**Smallest number of assists in a game by clubs.** 2, New York N. L. vs. Pittsburgh, August 9, 1906; Joe McGinnity, pitcher, making both assists; Pittsburgh vs. Philadelphia, July 8, 1915, Viox, second baseman, making both assists.  
3, Chicago A. L., vs. Boston, June 15, 1917; Weaver, third base, making two and Risberg, shortstop, one.

**Infielders' assists by clubs.** 28 assists in one game, Pittsburgh N. L. Infielders vs. New York, at Pittsburg, June 7, 1911, New York making 10 assists.

**As many assists as put-outs.** 27, Brooklyn N. L., vs. Pittsburg, made as many assists as put-outs, June 14, 1906.

#### MISCELLANEOUS GAME RECORDS.

**First 1 to 0 professional game.** May 12, 1875, at St. Louis, Chicago 1, St. Louis 0.

**No runs, no hits nine innings—both clubs.** Cincinnati vs. Chicago N. L., May 2, 1917, ten innings 1-0.

**Longest game without scoring.** National League—20 innings, Pittsburgh vs. Boston, at Boston, Aug. 1, 1918, played 20 innings without scoring. Pittsburgh won in 21 innings, 2-0 (only one error made).  
American League—18 innings, Detroit A. L., vs. Washington, at Detroit, July 16, 1909.

**Longest game in major leagues.** American League—24 innings, Athletics 4, Boston 1, at Boston, September 1, 1906.  
National League—22 innings, Brooklyn 6, Pittsburgh 5, at Brooklyn, August 22, 1917.

**Shortest game in major leagues.** National League—56 minutes, New York 1, Brooklyn 0, at New York, Aug. 30, 1918.  
American League—1 hour 8 minutes, Chicago 5, Athletics 0, August 29, 1915.

**Longest games, 1-0.** National League—18 innings, Providence 1, Detroit 0, August 17, 1882.  
American League—18 innings, Washington 1, Chicago 0, May 15, 1918.

**Greatest number 1-0 games in a season, 1900-1918.** National League—43 in 1907.  
American League—41 in 1908.

**Largest score shut-out game.** National League—Providence 28, Philadelphia 0, August 21, 1883.  
American League—Detroit 21, Cleveland 0, September 15, 1901.

**Greatest number shut-out games.** 164, in National League, 1908.  
145, in American League, 1909.

- Consecutive game shut-outs. 56 consecutive innings, in 1903, Pittsburg N. L.; June 2, vs. New York, 7-0; June 3, vs. New York, 5-0; June 4, vs. Boston, 5-0; June 5, vs. Boston, 9-0; June 6, vs. Boston, 4-0; June 8, vs. Philadelphia, 2-0.
- Greatest number victories in a season. 116 games won, Chicago N. L., 1906; 105 games won, Boston, A. L., 1912.
- Greatest number defeats. 134 games lost, Cleveland N. L., 1899; 117 games lost, Philadelphia A. L., 1916.
- Greatest number consecutive games won. 26 games, New York N. L., 1916; 20 games, Providence N. L., 1884; 19 games, Chicago A. L., 1906.
- Greatest number consecutive games won abroad. 17 games, New York N. L., 1916; 16 games, Washington A. L., 1912.
- Greatest number consecutive games lost. 26 games, Louisville A. A., 1889; 23 games, Pittsburg N. L., 1890; 20 games, Boston A. L., 1906, and Philadelphia A. L., 1916.
- Highest percentage games won. National Association—.899, Boston, 1875. National League—.798, Chicago, 1880. American League—.691, Boston, 1912.
- Lowest percentage games won. National League—.130, Cleveland, 1899. American League—.235, Philadelphia, 1916.
- Greatest number no-hit games in a season. American League—5 in 1917. National League—3 in 1906.
- Greatest number one-hit games in a season. American League—13 in 1910. National League—12 in 1906.
- Greatest number of two-hit games in a season. American League—28 in 1910. National League—26 in 1915.
- Greatest number three-hit games in a season. American League—56 in 1909. National League—51 in 1905.
- Shortest post-season game. 1 hour 8 minutes, New York N. L. 4, New York A. L. 1, October 13, 1914.
- Tie game record. 20 innings, 7-7, Cincinnati N. L., vs. Chicago, at Cincinnati, June 30, 1892.  
18 innings—0-0 Detroit A. L., vs. Washington, at Detroit, July 16, 1909.
- Greatest number of tie games in a season, 1900-1918. American League—19 in 1910. National League—16 in 1913.
- Greatest number games in one day. 3 championship games, Brooklyn N. L., vs. Pittsburg, September 1, 1890, at Brooklyn, scores 10-9, 3-2, 8-4. Baltimore N. L., vs. Louisville, September 7, 1896, at Baltimore, scores 4-3, 9-1, 12-1 (8 innings).
- Greatest number extra inning games in a season 1900-1918. American League—80 in 1916. National League—78 in 1916.
- Consecutive extra inning contests between same clubs. American League—3 championship games, 40 innings, at Chicago, August 24, 25, 26, 1915; Chicago 6, Washington 5, 13 innings; Washington 7, Chicago 4, 14 innings; Washington 2, Chicago 1, 13 innings.  
National League—3 championship games, 45 innings, at Brooklyn, August 20, 21, 22, 1917; Pittsburg 1, Brooklyn 0, 10 innings; Pittsburg 3, Brooklyn 3, 13 innings; Brooklyn 6, Pittsburg 5, 22 innings. (Pittsburg also played a 14 inning game at Philadelphia, August 18, making a total of 69 innings in four consecutive extra innings games.)

- Greatest number runs in a game since 1876. Chicago N. L., 36, Louisville 7, total 43, at Chicago, June 29, 1897; Brooklyn A. A. 22, Syracuse 21, total 43, at Brooklyn, April 18, 1890.
- Greatest number runs in a game, 1900-1918. National League—Cincinnati 26, Boston 3, at Cincinnati, June 4, 1911. American League—Philadelphia 24, Detroit 2, at Philadelphia, May 18, 1912.
- Greatest number runs in a season by an individual. 196 runs, Hamilton, Philadelphia N. L., 1894; 147 runs, T. R. Cobb, Detroit A. L., 1911.
- Greatest number runs in a game by an individual. 7. Guy Hecker, Louisville A. A., vs. Baltimore, August 15, 1886. 6. E. Sutton and M. J. Kelly, Boston N. L., vs. Pittsburgh, August 27, 1887; C. Beaumont, Pittsburgh N. L., vs. New York, July 22, 1899.
- Greatest number runs in one inning. 18 runs, scored in seventh inning by Chicago N. L. against Detroit, at Chicago, Sept. 6, 1883; Weidman and Burns were the Detroit pitchers, Chicago making 18 base hits.
- One day's remarkable totals. On May 11, 1911, 126 runs and 177 base hits were made in the major leagues. National League made 75 runs and 91 hits; American League made 51 runs and 86 hits.
- Largest attendance. 42,620, World's Championship Game, Boston A. L. vs. Brooklyn N. L., at Boston, October 12, 1916.
- Largest receipts. \$83,873.00, World's Championship Game, Boston A. L. vs. Brooklyn N. L., at Boston, October 12, 1916.
- Played most games in a season. 162 games, by C. Barrett, Detroit A. L., 1904. 160 games, by Henry Groh, Cincinnati N. L., 1915. 160 games, by Thomas Griffiths, Cincinnati N. L., 1915.
- Played most consecutive games. 478, E. T. Collins, Chicago A. L., 3 in 1914; 155 in 1915; 156 in 1916; 156 in 1917; 9 in 1918. 459, George Burns, New York N. L., 1914 to September 25, 1917.
- Triple plays unassisted. Paul Hines, Providence N. L., at Providence, May 8, 1878. Neal Ball, Cleveland A. L., at Cleveland, July 10, 1909.
- Runs and hits in one inning. 10 runs, 9 hits, in fifth inning, Cleveland A. L., vs. Boston, June 8, 1908, at Cleveland; each player who scored a hit made a run.
- Went through season without a defeat. Cincinnati Reds, in 1869, went through season without a defeat, winning 81 games.
- Left on bases, game record, both clubs. 30 in Philadelphia A. L. vs. Detroit game, May 12, 1916. Philadelphia 17, Detroit 13, in 9 innings; game was 11 innings; total for 11 innings—Philadelphia 20, Detroit 16, grand total 36.
- Left on bases, single club record. 17 in 9 innings, Philadelphia-Detroit game at Philadelphia, May 12, 1916. Game was 11 innings, Philadelphia had 20 left on bases in entire game.
- Most innings in consecutive games. 102 innings, Washington A. L., 1915: August 24, Washington 5, Chicago 6, 13 innings; August 25, Washington 7, Chicago 4, 14 innings; August 26, Washington 2, Chicago 1, 13 innings; August 27, Washington 3, St. Louis 1, 9 innings; August 28, Washington 1, St. Louis 2, 12 innings; August 29, Washington 1, St. Louis 2, 9 innings; August 31 (first game), Washington 4, New York 1, 9 innings; (second game) Washington 3, New York 2, 11 innings; September 1, Washington 2, New York 1, 12 innings.
- Greatest number innings played without an error. 18, Washington A. L., vs. Chicago, at Washington, May 15, 1918. Pitcher Williams, of Chicago, made a wild pitch in eighteenth inning.

**First double header.** Philadelphia vs. Cleveland N. L., September 19, 1883, at Philadelphia; first game, Cleveland 5, Philadelphia 3. Second game, Cleveland 5, Philadelphia 1.

#### BASE RUNNING RECORDS.

**Greatest number stolen bases in a season.** American Association—156, Harry Stovey, Athletics, 1888. Players' League—136, Harry Stovey, Boston, 1890. National League—115, Wm. Hamilton, Phila., 1891. American League—96, Tyrus R. Cobb, Detroit, 1915. National League (from 1900)—80, R. Bescher, Cincin'ti, 1911.

**Greatest number stolen bases in a game by an individual.** 7 bases, Wm. Hamilton, Philadelphia N. L., vs. Washington, at Philadelphia, Aug. 31, 1894. Only 8 innings played. 7 bases, George F. Gore, Chicago N. L., vs. Providence, June 25, 1881. 6 bases, E. T. Collins, Philadelphia A. L., vs. Detroit, September 11, 1912; E. T. Collins, Philadelphia A. L., vs. St. Louis, September 22, 1912.

**Stolen bases in an inning by a club.** 8, by Washington A. L. in a game with Cleveland at Cleveland, July 19, 1915.

**Record for bunt and run to first.** 3 1-5 seconds, Shaw, St. Louis N. L., at Cincinnati, October 4, 1908; J. Austin, St. Louis A. L., also did it in same time.

**Record for circling the bases.** 13 4-5 seconds, Lobert, Cincinnati N. L., field day at Cincinnati, October 12, 1910.

**100 yards dash.** 10 seconds, H. Lobert, Cincinnati N. L., first; Campbell, Pittsburg, second; at Cincinnati, October 12, 1910.

#### THROWING RECORDS.

**Long distance throw.** John Hatfield, at Brooklyn, N. Y., October 15, 1872, distance 400 feet 7½ inches. The throw of Sheldon Lejeune, 426 feet 9½ inches, at Cincinnati, October 12, 1910, field day, was accepted as a record by the authorities.

**Accurate throwing.** George Gibson, Pittsburg N. L., at Cincinnati, September 11, 1907.

#### BATTING RECORDS.

**Batting record, one-base hits in single game by an individual.** 7 base hits, Wilbert Robinson, Baltimore N. L., vs. St. Louis, June 10, 1892; 7 times at bat, 7 hits, one being a two-bagger.

1889—Jerry Denny, Indianapolis, vs. Pittsburgh N. L., May 4. L. Twitchell, Cleveland, vs. Boston N. L., August 15.

1890—E. Delehanty, Cleveland, vs. Chicago P. L., June 2. Weaver, Louisville, vs. Syracuse A. A., August 12. W. Shindle, Philadelphia, vs. Cleveland P. L., August 26. J. Glasscock, New York, September 27.

1894—W. Brodie, Baltimore vs. Pittsburgh N. L., July 9. C. L. Zimmer, Cleveland vs. Washington N. L., July 11.

1895—R. Connor, St. Louis, vs. New York N. L., June 1. George Davis, New York, vs. Philadelphia N. L., Aug. 15.

1897—W. Keeler, Baltimore vs. St. Louis, Sept. 3. John Doyle, Baltimore vs. St. Louis, Sept. 3.

1899—C. Beaumont, Pittsburgh, vs. Philadelphia, July 22. C. Stahl, Boston, vs. Cleveland, N. L., May 31.

1901—M. Donlin, Baltimore, vs. Detroit A. L., June 24. W. Nance, Detroit, vs. Cleveland A. L., July 13.

1902—Harvey, Cleveland, vs. St. Louis A. L., April 25. D. Murphy, Philadelphia, vs. Boston A. L., July 8. Williams, Baltimore, vs. Chicago A. L., August 25.

1915—George Cutshaw, Brooklyn, vs. Chicago N. L., Aug. 9.

**Greatest number times at bat.** 658 times in championship season, Brown, Louisville N. L., 1892.

**Greatest number one-base hits.** 277 hits in championship season, J. E. O'Neill, St. Louis A. A. (four-strike—base on balls a base hit—rule), 1887; 248, by T. R. Cobb, Detroit A. L., 1911.

- Players who scored three men on a single base hit. W. E. Bransfield, Philadelphia, off Powell, Pittsburgh N. L., July 11, 1910; H. Northern, St. Louis, off W. Johnson, Washington A. L., September 24, 1910; J. B. Miller, Pittsburgh, off McTigue, Boston N. L., May 21, 1912; N. Lajoie, Cleveland, off J. Quinn, New York A. L., June 5, 1912; S. D. Yerkes, Boston, off M. A. Gallia, Washington A. L., April 22, 1913; F. Baker, Philadelphia, off C. E. Wellman, St. Louis A. L., July 21, 1913; O. Wagner, Boston, off W. James, Cleveland A. L., August 21, 1913; L. G. Nunamaker, New York, off W. Leverenz, St. Louis A. L., August 23, 1914; S. Magee, Philadelphia, off R. L. Crutcher, Boston N. L., September 9, 1914; C. C. Cravath, Philadelphia, off R. L. Crutcher, Boston N. L., September 11, 1914; O. Vitt, Detroit, off R. Johnson, Philadelphia A. L., July 27, 1917; G. E. Lewis, Boston, off H. Harper, Washington A. L., October 2, 1917; R. Demmitt, St. Louis, off Y. N. Ayers, Washington A. L., July 6, 1918.
- Individual batting in double-header. National League—E. Delehanty, Philadelphia, vs. Louisville, July 13, 1897, 9 times at bat, made 9 hits, including one three-bagger. American League—N. Lajoie, Cleveland, October 9, 1910, 8 times at bat, made 8 hits, including one three-bagger.
- Greatest number two-base hits from 1900. National League—44, John Wagner, Pittsburg, 1904. American League—53, Tris Speaker, Boston, 1912.
- Greatest number three-base hits from 1900. National League—36, J. O. Wilson, Pittsburg, 1912. American League—26, J. Jackson, Cleveland, 1912. 26, S. Crawford, Detroit, 1914.
- Greatest number home runs from 1900. National League—24, C. C. Cravath, Philadelphia, 1915. American League—16, F. Seybold, Athletics, 1902.
- League record .300 hitters in a season, largest number. National League (12 clubs), in 1894, had 94 batsmen who batted .300 or better. National League (8 clubs), in 1895 and 1897, 69 batsmen. American League, in 1900 and 1911, 35 batsmen.
- League record, .300 hitters in a season, smallest number. National League (12 clubs), 1892 to 1899, 12 batsmen, 1892. National League (8 clubs), 1876 to date, 4 batsmen, 1907. American League (8 clubs), 1900 to date, 5 batsmen, 1905.
- Batted safely in consecutive games. 44 consecutive games, 82 base hits, W. Keeler, Baltimore N. L., April 22 to July 19, 1897. 40 consecutive games, 80 base hits, T. R. Cobb, Detroit A. L., May 15 to July 2, 1911.
- Highest batting percentage, 1876 to date—50 or more games. American Association—J. E. O'Neill, St. Louis, batting percentage .492, one-base hits 277 (four-strike—base on balls a base hit—rule), 1887. Union Association—Fred Dunlap, St. Louis, batting percentage .420, one-base hits 153, 1884. National League—Hugh Duffy, Boston, batting percentage .438, one-base hits 236, 1894. American League—T. R. Cobb, Detroit, batting percentage .420, one-base hits 248, 1911.
- Lowest batting percentage of leading batsman—50 or more games. National League—Larry Doyle, New York, batting percentage .320, one-base hits 189, 1915. American League—T. R. Cobb, Detroit, batting percentage .324, one-base hits 188, 1908.
- Greatest number home runs in a game by clubs. 9, Boston vs. Cincinnati N. L., at Boston, May 30 (p.m.), 1894, Boston 5, Cincinnati 4.
- Greatest number home runs in a game by single club. 7, Detroit N. L. vs. St. Louis, Sweeney pitching for St. Louis, June 12, 1886.
- Greatest number individual home runs in a season. 27, Ed Williamson, Chicago N. L., 1883. 25, John Freeman, Washington N. L., 1899. 16, R. A. Seybold, Athletics A. L., 1902.

- Greatest number of individual home runs in a game, Robert Lowe, Boston N. L., at Boston, May 30 (p.m.), 1894, made 4 home runs (two in one inning) and one single, off pitcher Chamberlain of Cincinnati.  
Ed Delehanty, Philadelphia N. L., July 13, 1896, at Chicago, made 4 home runs and one single off pitcher Terry.
- Home runs in successive games, 4, W. J. Bradley, Cleveland A. L., May 21, 22, 23, 24, 1902.  
G. H. Ruth, Boston A. L., June 2, 3, 4, 5, 1918.
- Home runs in an inning, 3, Brouters, Thompson, Rowe, Detroit N. L., vs. St. Louis, July 12, 1886. Lajoie, Hickman, Bradley, Cleveland A. L., vs. St. Louis, at St. Louis, June 30, 1902. Delehanty, Coughlin, Carey, Washington A. L., vs. Chicago, July 2, 1902. Camnitz, Campbell, Wagner, Pittsburgh N. L., vs. Philadelphia, at Pittsburgh, Aug. 22, 1910. Zimmerman, Erwin, Wheat, Brooklyn N. L., vs. Chicago, Aug. 3, 1911, at Brooklyn.
- Club two-base hit record, April 11, 1912, New York N. L. made 13 two-base hits against Rucker, Barger and Dent, in Brooklyn, ground rules prevailing.
- Fungo hitting records, 419 feet  $\frac{1}{2}$  inch, Ed Walsh, Chicago A. L., Comiskey field day, Chicago, September 30, 1911; 413 feet  $8\frac{1}{2}$  inches, M. Mitchell, Cincinnati N. L., September 11, 1907.
- Pinch hitting home runs, 4, H. Hyatt, Pittsburgh N. L., 3 in 1913; 1 in 1914.
- Successive pinch hitting record, Ray Caldwell, pitcher New York Americans, acting as pinch hitter, June 10 and 11, 1915, made home run each day.
- Total bases by individual in a game, 9 innings, 17, R. Lowe, Boston N. L., May 30 P.M., 1894; 4 home runs, 1 single. E. Delehanty, Philadelphia N. L., July 13, 1896; 4 home runs, 1 single.  
16, L. Twitchell, Cleveland N. L., Aug. 15, 1889; 1 single, 1 two-base hit, 3 three-base hits, 1 home run.  
15, D. Brouters, Detroit N. L., Sept. 10, 1886; 1 single, 1 two-base hit, 3 home runs. Guy Hecker, Louisville A. A., Aug. 15, 1886; 3 singles, 3 home runs.
- Heavy club batting, single hits, total one-base hits, St. Louis vs. Cleveland A. A., at St. Louis, April 30, 1887, score 28-11; one-base hits, St. Louis 36, total one-base hits (both clubs) 53; Philadelphia vs. Louisville N. L., at Philadelphia, August 17, 1894, score 29-4, one-base hits, Philadelphia 36, total one-base hits (both clubs) 50.
- Greatest number one-base hits in an inning, one club, Athletics vs. Metropolitans, at Philadelphia, April 26, 1887, score 18-17, total one-base hits (both clubs) 53.
- Greatest number one-base hits in a game (one club), Chicago N. L., vs. Detroit, Sept. 6, 1883, at Chicago, made 18 one-base hits in the seventh inning, making also 18 runs.  
American League—27 in 1902 and 1908.  
National League—31 in 1902.
- Greatest number one-base hits in game (both clubs), American League—45 in 1902,  
National League—49 in 1901.
- Sacrifice hits, individual, 67, R. Chapman, Cleveland A. L., 1917.  
46, J. Sheekard, Chicago N. L., 1909.
- Managers' championship record, Connie Mack, 1902, 1905, 1910, 1911, 1913, 1914 (6 years).  
John J. McGraw, 1904, 1905, 1911, 1912, 1913, 1917 (6 years).  
Edward Hanlon, 1894, 1895, 1896, 1899, 1900 (5 years).  
Frank Selee, 1891, 1892, 1893, 1897, 1898 (5 years).  
C. A. Comiskey, 1885, 1886, 1887, 1888, 1901 (5 years).  
A. O. Anson, 1880, 1881, 1882, 1885, 1886 (5 years).
- Manager's consecutive championship record, C. A. Comiskey, 1885, 1886, 1887, 1888 (4 years).

## NOTEWORTHY PERFORMANCES—MAJOR LEAGUES.

In Chicago vs. Detroit game, September 6, 1883, score 26 to 6, Chicago made 18 one-base hits, with 26 men at bat, as well as making 18 runs in the seventh inning; fourteen men went to bat before any put-outs were made.

August 20, 1886, Baltimore vs. Athletics A. A., score 1 to 0, each club made only one hit. Same performance July 4, 1906, Chicago 1, vs. Pittsburgh N. L. 0.

What is claimed as the best record for stolen bases by a club was made by New York in a game with Pittsburgh, May 23, 1890—17 bases.

In game Chicago vs. Washington A. L., May 12, 1915, Faber, Chicago, held Washington to three hits, and pitched only 67 balls during the game.

In game Athletics vs. Milwaukee, September 24, 1901, at Milwaukee, N. Lajole, Athletics, accepted sixteen chances—10 put-outs, 6 assists, no errors.

Winning 13 or more consecutive games by clubs.	26 New York N. L. . . . 1916	15 Philadelphia A. L. . . . 1913
	20 Providence N. L. . . . 1884	Pittsburgh N. L. . . . 1903
	19 Chicago A. L. . . . . 1906	14 Pittsburgh N. L. . . . . 1909
	18 New York N. L. . . . 1904	St. Louis A. L. . . . . 1916
	17 New York N. L. . . . 1916	Detroit A. L. . . . . 1909
	Washington A. L. . . . 1912	New York N. L. . . . . 1913
	16 Philadelphia N. L. . . 1892	13 New York N. L. . . . . 1913
	New York N. L. . . . 1912	Philadelphia A. L. . . . 1910
	Pittsburgh N. L. . . . 1909	Chicago A. L. . . . . 1908
		Cincinnati N. L. . . . . 1890

Winning 10 or more consecutive games by pitchers.

19, T. Keefe, New York N. L., 1889.
R. Marquard, New York N. L., 1912.
16, Joseph Wood, Boston A. L., 1912.
W. Johnson, Washington A. L., 1912.
14, J. Chesbro, New York A. L., 1904.
W. Johnson, Washington A. L., 1913.
11, W. Bernhard, Cleveland A. L., 1902.
G. Mullen, Detroit A. L., 1909.
G. C. Alexander, Philadelphia N. L., 1913.
10, D. T. Young, Boston A. L., 1902.
G. E. Waddell, Philadelphia A. L., 1905.
W. Johnson, Washington A. L., 1913.
Falkenberg, Cleveland A. L., 1913.
H. Sallee, New York N. L., 1917.
B. Grimes, Brooklyn N. L., 1918.

Pitchers winning 9 games in one year from one club.

1908—E. Reulbach, Chicago N. L., from Brooklyn.
1912—W. Johnson, Washington A. L., from Chicago.

J. Daubert, Brooklyn N. L., in second game of double-header with Philadelphia, Aug. 15, 1914, made four (4) sacrifice bunts, making a record in National League for bunting in one game. American League record held by W. Killefer, Washington A. L. vs. Detroit, August 27, 1910; J. Barry, Boston A. L. vs. Cleveland, August 21, 1916.

## Unusual Incidents in Major Leagues

NOTE—The editors will welcome additions to this list (major league championship contests only) if properly authenticated. Send a description, including date of game, to Spalding's Official Base Ball Record, 45 Rose Street, New York.

### Assists by pitchers reach double figures.

11 Assists—McConnell, New York A. L., against Boston, September 2, 1912; Wolfgang, Chicago A. L., against Washington, August 29, 1914.

10 Assists—Peters, Chicago A. L., against Washington, May 30, 1912.

### Catcher throws out three would-be base stealers in one inning.

Nunamaker, New York, caught High off second on pitch-out and Crawford and Veach trying to steal second base. New York A. L. vs. Detroit, second inning, August 3, 1914.

### Five put-outs by pitcher.

Joe Wood, Boston A. L., vs. St. Louis, May 15, 1912,



**Few hit games, but each hit a long one.**

Seymour, New York N. L., held St. Louis to three hits—a double, triple and home run—May 21, 1899. Ayers, Washington A. L., held Detroit to four hits—two doubles and two triples—June 22, 1914. Leonard, Boston A. L., held Cleveland to four hits—three doubles and a home run—September 24, 1916.

**Relief pitchers retire side on strikes.**

W. Johnson, Washington A. L., relieving Gallia in the ninth inning, fanned Bush, Kavanaugh and Vitt of Detroit, July 25, 1915. Coveleskie, Cleveland A. L., relieving Kiepfer in the ninth inning, fanned Oldring, Schang and Stellbauer of Philadelphia in succession, June 12, 1916.

**Double play on attempted double steal.**

Crossin, St. Louis A. L., threw out Crawford, Detroit, at second and Cobb was caught trying to score from third, Pratt to Crossin. Third inning, April 25, 1914.

**Eight pitchers used by one club in a single game.**

A. Williams, Bentley, Griffith, Engel, Johnson, Schaefer, Ainsmith and Gedeon, Washington A. L., pitched against Boston (Anderson alone) and won 10-9, October 4, 1913.

**Pitcher catches base-runner off first and makes put-out.**

Doak, St. Louis N. L., caught Carey, Pittsburgh, off first base and tagged him for an out.

**An odd put-out.**

Haley, Philadelphia A. L., forced at second by Witt on ball that hit Pitcher Lambeth's glove and Second Baseman Wambsgans' shin, was put out by Shortstop Chapman, September 13, 1916.

**Scores from second base on sacrifice fly.**

George Ruth, Boston A. L., hit a tremendous fly to right which Gilhooley, New York, caught up against the bleacher wall. It was such a mighty drive that Scott scored from second base and Ruth got credit for a sacrifice fly. Afternoon game, April 19, 1918.

**Outfielder makes two double plays unassisted.**

Tris Speaker, Cleveland A. L., made an unassisted double play in the Cleveland-Detroit game of April 18, 1918. He trapped a fly ball in the ninth inning, ran in and tagged Vitt, who hesitated between second and third, and then stepped on the bag, forcing Ellison. Speaker duplicated this feat in the Cleveland-Chicago game of April 29.

**An odd game and an unnecessary question.**

In a ten-inning tie game between St. Louis N. L. and Philadelphia, May 13, 1918, the Cardinals got two hits in the first inning and that was all, but they were good for three runs, coupled with a base on balls. One was a homer by Cruise. After the first inning Oeschger pitched nine without allowing a hit. Someone has asked, "Does that entitle him to a no-hit game?"

**Opposing catcher borrowed to finish game.**

In the final game of a double-header between Louisville and Toledo, July 21, 1918, Catcher Kelly of Toledo had the unusual experience of catching for both teams. Walter Meyer had been injured and Louisville was without a catcher, as Koehler had left after the first game, so Kelly was borrowed to finish the second game for the Colonels.

**Two home runs in one inning by same player.**

On June 10, 1880, Buffalo at Boston, Jones, Boston, made two home runs in the eighth, his team scoring ten times in that inning. Buffalo ran up nineteen errors, Esterbrook being the only player on the team with a clean fielding record.

## Base Ball Condensed Data

- 1839—Base ball originated in the United States.  
 First scheme for playing it devised by Abner Doubleday at Coopers-town, N. Y.  
 Dimension of the diamond (or "square" as originally called) has not been changed to date.
- 1845—First base ball club organization. The Knickerbocker Base Ball Club of New York.  
 First rules compiled.  
 A club to be declared the winner had to score 21 aces (runs) without regard to number of hands (innings), but each side must play an equal number of hands (innings).  
 Ball used in 1845 weighed three ounces.  
 Home plate was made of iron plate, flat and circular, to cover a space equal to one square foot.  
 Pitching distance 45 feet.
- 1846—First match game of record played at Hoboken, N. J., June 19; Knickerbockers vs. New Yorks, score 23 to 1, in four "hands," or innings.
- 1848—The adoption of playing rule that "a player running to first base was out if the ball was held by adversary on that base before runner reached it," has been in force ever since.
- 1849—Base ball uniform—Knickerbocker Club, New York, adopted a playing uniform, blue and white.
- 1851—Second match game of record played between the Knickerbockers and Washingtons, at Harlem, N. Y., June 3, score: Knickerbockers 22, Washingtons 20, in 8 "hands" (innings).  
 First extra innings game in base ball occurred with the playing of game, June 17, Knickerbockers vs. Washingtons, 22 to 20, thirty put-outs or 10 "hands" (innings).
- 1854—Ball had to weigh from  $5\frac{1}{2}$  to  $6\frac{1}{2}$  ounces and was to be  $2\frac{3}{4}$  to  $3\frac{1}{2}$  inches in diameter.
- 1857—First base ball association.  
 Game was divided into 9 innings; previous to this time the side first securing 21 aces (runs) was the victor, regardless of the number of innings. Rule has never been changed.  
 First official rule book, edited by Henry Chadwick, printed.
- 1858—Rules confined a pitcher with boundary line 12 feet long.  
 Pitcher could make short run in delivery.  
 Pitcher had no "called ball" penalty.  
 "Called" strikes introduced.  
 Batsman was out when a batted fly ball, foul or fair, was caught on the first bound; base-runner was not required to touch each base in order.
- 1859—No player allowed to play who received money for services.  
 Catcher standing close behind the batter, first experiment.
- 1862—Union Grounds, Brooklyn, which was opened May 15, was the first base ball enclosure.
- 1863—Bat, up to 1863, had no restriction as to size or model.  
 Bat rule says, "bat must be of any kind of wood and round and not to exceed  $2\frac{1}{2}$  inches in the thickest part, no restriction as to length."  
 Pitcher's box 12 feet by 4 feet.  
 No step in delivery. Both feet on the ground.  
 The infield was termed a square, instead of a "diamond."  
 Home base and pitcher's box were required to be marked with an iron plate painted or enameled white.  
 No base can be made on a foul ball; base-runners must return to the base and can be put out in the same manner as the striker when running to first base.

- 1864—The "out on fair bound" was abolished and "fly catch" of fair balls adopted.  
 A. J. Reach the first professional ball player and first to be transferred from one city to another for a stipulated sum, going to Athletics, Philadelphia, from Brooklyn.  
 New rule required the base-runner to touch each base in making the circuit.  
 Regular system of scoring, introduced by Henry Chadwick, was formally adopted.
- 1865—Compiling of averages introduced.
- 1866—It is credited to Robert Addy, Rockford, as being the first player to steal a base by sliding.
- 1867—Pitcher's box made 6 feet by 6 feet and pitcher was permitted to move about as he pleased.  
 Batsman allowed privilege of calling for high or low ball.  
 Curve pitching introduced by William Arthur Cummings.
- 1868—Cincinnati club first salaried team.
- 1869—Cincinnati Reds played season without a defeat, winning 81 games.
- 1871—First professional association.
- 1872—Ball specification as to size was: ball to weigh not less than 5 nor more than  $5\frac{1}{4}$  ounces, must measure not less than 9 nor more than  $9\frac{1}{4}$  inches in circumference. No change in size has been made since 1872.  
 Home plate changed from iron to white marble or stone.
- 1874—First base ball trip to foreign lands; two clubs visited England.  
 Ten men on side and game consisted of 10 innings, but rule proved so unpopular it was rescinded before championship started.
- 1875—Gloves—One of the first players who used a glove was Charles C. Waite.  
 Mask invented by Fred W. Thayer was first used by James Tyng of Harvard.  
 Boston won every game played on home grounds and lost only eight games in entire season.  
 First major league "1 to 0" game, at St. Louis, Chicago 1, St. Louis 0.
- 1876—National League's first season.  
 Bat was limited in length to 42 inches.  
 Pitcher's box 4 feet by 6 feet.  
 Rule adopted allowing substitute to enter a game prior to the fourth inning.
- 1877—Four players were expelled from National League for selling games, Craver, Devlin, Hall and Nichols.  
 Canvas bases 15 inches square.  
 Home plate placed exactly within the angle formed by foul lines to first base and third base.  
 First minor league organized through efforts of J. A. Williams, Columbus, Ohio; it was called the International League.
- 1878—Turnstiles first used.
- 1879—Reserve rule put in operation.  
 Staff of umpires first introduced.
- 1880—Eight "called balls" entitled batter to first base.  
 The playing of games on Sunday prohibited.  
 The first professional league grounds in New York City opened September 29, 1880, Metropolitan vs. Nationals A. A., Washington.  
 Rule introduced declaring a base-runner out if hit by a batted ball.
- 1881—Rule permitting "runners to be put out while returning to first base on called foul balls" repealed.  
 Pitching distance lengthened from 45 feet to 50 feet.
- 1882—American Association organized.  
 Regular staff umpires American Association.  
 Seven "called balls" entitled batter to first base.  
 Championship race first decided on percentage basis by American Association.  
 Three-foot line beside first base path put into the rules.

- 1883—"Foul bound catch" abolished.  
National League chose its first staff of umpires, at fixed salaries.  
First National Agreement called Tripartite Agreement—National League-American Association-Northwestern League.
- 1884—All restrictions on delivery of pitcher removed.  
Six "called balls" entitled batter to first base.  
Union Association organized in fall of 1883, playing only one season, 1884.  
American Association had 12 clubs in their organization during this year.
- 1885—Six "called balls" entitled batter to first base.  
Rule was made allowing a portion of the surface of the bat to be flat on one side.  
Home base requirements changed so that marble or whitened rubber could be used.  
Brotherhood of Ball Players organized.
- 1886—Pitcher's box 7 feet by 4 feet.  
Seven balls entitled batter to first base.  
National League and American Association formed new National Agreement.  
Rule introduced requiring two balls to be in hands of umpire at start of game and umpire could call for new ball at any time needed.
- 1887—Pitcher's box 4 feet by 5½ feet.  
Calling for high or low ball by batsman abolished.  
"Called balls," 5.  
"Called strikes," 4.  
Base on balls recorded as base hits in this year only.  
Official ball designated in playing rules.  
Four strike rule repealed.  
Base on balls as hits repealed, but batter was exempted from "time at bat."  
Batter allowed first base on being hit by pitched ball.  
Home base marble dropped and only white rubber 12 inches square allowed.  
"Brotherhood of Ball Players" gained recognition as an organization.
- 1888—Second base ball trip to foreign lands, two clubs visiting Hawaii, Australia, Ceylon, Egypt, Italy, France, England, and Ireland, under auspices of A. G. Spalding.  
Reservation privileges granted minor leagues.
- 1889—"Called balls" placed at 4.  
Sacrifice bunt first gained recognition.  
Polo Grounds (155th Street) opened July 8, New York 7, Pittsburg 5.
- 1890—Players' League organized and played one season.  
Pitcher's box marked by rubber plates instead of iron or marble.
- 1891—American Association, organized in 1882, disbanded 1891.  
Players' substitution introduced.  
Large padded mitts for catchers permitted.
- 1892—Sunday games scheduled to be played by National League.  
National League consisted of 12 clubs, absorbing the American Association; divided season was tried as a novelty, making two championship series with a play-off at the end—discontinued in 1893.
- 1893—Pitching distance increased from 50 feet to 60 feet 6 inches; or expressed in decimals, 60.5 feet.  
Box abolished and rubber slab 12 by 4 inches substituted.  
Pitcher was obliged to place his rear foot against slab.  
Rule regarding flat bat was rescinded and new rule made requiring that the bat shall be wholly of hard wood.
- 1895—The pitcher's slab was enlarged to 24 by 6 inches.  
Bats allowed to be 2¾ inches in circumference and not to exceed 42 inches long; no change to date.
- 1898—Schedule lengthened to 154 games.
- 1899—Balk rule changed so that pitcher must throw ball to first base if he makes a feint to do so.

- 1900—American League organized.  
National League reduced from 12 clubs to 8 clubs.  
Another Players' Brotherhood organized, but went out of existence in 1902.  
The new shape home plate introduced.
- 1901—Foul Strike rule introduced by National League.  
Catcher compelled to remain continuously under the bat.  
National Association of minor leagues organized 1901, first season 1902.
- 1903—New National Agreement signed by American League, National League and National Association of minor leagues.  
Formation National Commission.  
Foul strike rule adopted by American League.
- 1905—World championship contests renewed under control of National Commission.
- 1908—Rule introduced prohibiting the soiling of any new ball.
- 1909—Cork center ball introduced.  
Playing rules amended, "umpires must announce all team changes to the spectators."  
"Batting order must be delivered before the game to the umpire at the home plate."  
Batsman must be declared out "if he steps from one batsman's box to the other while the pitcher is in his position ready to pitch."  
Base-runner is declared out "if he pass a preceding runner before the latter has been legally put out."
- 1912—Base Ball Players' Fraternity organized, being the third body of its kind organized by ball players.
- 1913—Third base ball trip to foreign lands, two clubs visiting Japan, China, Manila, Australia, Egypt, Italy, France and England, under auspices of Charles Comiskey, president Chicago Americans, and John J. McGraw, manager New York Nationals.
- 1913—Federal League organized, George Stovall, St. Louis American League, first major league player to jump reservation.  
Boston National League club has been represented continuously in organized ball since 1871: National Association, 1871 to 1875.  
National League, 1876; o present date.

## Minor League Statistics and Noteworthy Performances

### CATCHERS.

- Greatest number chances accepted.** 999, in 123 games, Kearns, Dallas, Texas League, 1907.
- Consecutive games caught.** 155, by Henry Cote, Grand Rapids, Interstate League, 1888.

### PITCHERS.

- Consecutive games won.** 21, by Baxter Sparks, Yazoo, Miss., Delta League, 1904.
- Strike-outs in a game.** 20, in nine inning game, by Wm. Mitchell, San Antonio, Texas League, vs. Galveston, August 21, 1909; Frank Davis, Knoxville, Appalachian League, and Fred Applegate, Paris, Blue Grass League, each had a record of 20 strike-outs in 1912; 19, pitcher Slattery, Marshalltown vs. Muscatine, Central Association, August 29, 1915. Pitcher Danforth, Louisville A. A., struck out 18 Kansas City players, September 12, 1915, and on September 15, 1915, 14 St. Paul players, making a record of 32 strike-outs in two successive 9 inning games.
- Strike-outs in a season.** 367, by Vean Gregg, Portland, Pacific Coast League, in 1910.
- Not a defeat in 22 games.** Charles Bomar, Decatur, I. I. I. League, in 1907 made a remarkable record; in the last twenty-two games that he pitched up to September 9, he won 20 and tied the other 2.
- Record No hit game** Fred Toney, Winchester, Blue Grass League, vs. Lexington May 10, 1909, 17 innings, 1-0 (19 strike-outs.)
- Shut-outs in consecutive innings.** 77, by Oliver Faulkner, Wilmington, Del., in 1903.
- Played continuously for 26 seasons.** William Hart, Southern Association, pitched continuously for 26 seasons, starting at Chattanooga in 1885, and finishing in the same city in 1910.
- Five winning double-headers.** In 1908 pitcher Durham, Indianapolis, American Association, pitched 5 double headers, winning all 10 games.
- No put-outs by first basemen.** J. Connors, South Bend, Central League, vs. Terre Haute, July 10, 1910.  
W. McGamwell, Haverhill, New England League, vs. Worcester, May 20, 1911.  
Schineel, Hartford, Connecticut League, vs. Bridgeport, July 18, 1911.  
Pressley, Roanoke, Virginia League, vs. Norfolk, only 1 assist, July 2, 1913.  
D. Kelliher, Worcester, New England League, vs. Fitchburg, June 14, 1915.  
Brief, Salt Lake, Pacific Coast League, vs. Vernon, September 8, 1915.
- Chances accepted by third baseman.** 658 chances, 240 put-outs, 410 assists, by Smith, New Castle, Ohio, team, Interstate League, 1898.

Chances accept- 454 chances, 434 put-outs, 20 assists, by Farrell, Spring-  
ed by outfielders. field, Ohio, team, Interstate League.

Chances accept- 13 chances, 12 put-outs, 1 assist, by Charles Shorten, Provid-  
ed by outfielders ence vs. Newark, International League, June 14, 1915.  
9 innings.

**Record performance by an infield.** 1916. Louisville A. A. infield—J. McCarthy, second base; J. Corriden, third base; Wilbur Roach, shortstop, went through the season playing 168 games, without missing an inning or a time at bat. Jay Kirke, first base, joined team in May and his record at Milwaukee and Louisville is 160 games. Kraft, who started the season with Louisville, was traded for Kirke, the two men changing uniforms. Kirke took up where Kraft left off, thus making a complete record of an entire infield playing 168 championship games in one season without missing a game or a time at bat.

**Batting record for one game.** J. Crooks, Omaha vs. St. Paul, Western Association, in 5 times at bat made 4 home runs and 1 single, June 8, 1889, at Omaha.  
Bottenus, Buffalo vs. Wilkes-Barre, Eastern League, 4 home runs and one two-base hit in 6 times at bat, score 18-13 (7 innings), May 12, 1895.  
Jackley, Ironton, Ohio State League, 5 safe hits in 5 times at bat, including 4 home runs, off Hart, Hamilton, September 9, 1913.

**Unassisted triple plays.** Harry O'Hagan, Rochester, Eastern League, at Jersey City, N. J., August 18, 1902.  
Larry Schlafly, at Portland, Ore., June 21, 1905.  
S. Murch, Manchester, New England League, at New Bedford, September 6, 1906.  
W. Carlisle, Vernon, Pacific Coast League, at Los Angeles, July 18, 1911.  
Wm. Rapps, Portland Pacific Coast League, at Oakland September 14, 1912.  
Roy Aiken, Waco, Texas League, at Houston, 1912.  
J. Foreman, Kankakee, Illinois-Missouri League, 1912.  
Harry Knaupp, New Orleans vs. Chattanooga, August 8, 1916.  
Cooney, second base, Omaha vs. Denver, June 17, 1917.

**Club batting record, single game.** Corsicana, Texas League, claims this record for game of July 14, 1902; Corsicana 54, Texarkana 2; 10 two-base hits, 12 three-base hits and 19 home runs were made.

**Club batting, few hits, single game.** 1 hit. Crowell, Altoona, retired Wilkes-Barre without a hit. Staltz, Wilkes-Barre, held Altoona to one hit. Penn State League, June 3, 1886.

**Consecutive hitting by clubs.** Tacoma, Northwestern League, in four consecutive games made 92 hits in 1915; July 1, first game, 29; second game, 17; July 2, 22 hits; July 3, 24 hits.

**Home runs in one year.** 45, by Perry Werden, Minneapolis, in 1895.

**Home runs in one game.** 19, Corsicana, Texas League, vs. Texarkana, July 14, 1902.

**Home runs in an inning.** Steinfeldt, Davis and Macauley, Detroit W. L., in succession, against Abbey of Kansas City, August 6, 1897. Woods, Clement and Bean, Jersey City E. L., against Stevens of Providence.

**Batting safely in consecutive games.** 45 consecutive championship games, by John Ness, Oakland, Pacific Coast League, May 31 to July 21, 1915; 183 times at bat; 36 runs; 81 one-base hits, 14 two-base hits, 2 three-base hits, and 7 home runs.

**Greatest number bases on balls obtained.** 6 in 6 times at bat, 9 innings, by Woodson, Charlotte, Carolina Association, May 19, 1911. Harry Hulén, Minneapolis A. A., August 1, 1894.

Bases on balls by pitcher. 20, Davidson, Baltimore vs. Buffalo International League, August 4, 1914.  
20, by Harper, Minneapolis vs. St. Paul, American Association, July 5 (a.m.), 1915.

### GAME STATISTICS.

**Longest games.** 26 innings, Decatur, I. I. I. League, 2, Bloomington 1; pitchers, Burns for Decatur, Clark for Bloomington, at Bloomington, Ill., May 31, 1909.  
25 innings, Grand Forks vs. Fargo, 0-0, at Devil's Lake, N. D., July 18, 1891.  
22 innings, Burlington vs. Keokuk, Central Association, 0-0, at Burlington, June 27, 1915.  
22 innings, Hannibal vs. Rock Island, I. I. I. League, 8-3 July 10, 1916.  
21 innings, Lincoln vs. Joplin, Western League, 2-1, August 12, 1917.  
20 innings, Jersey City vs. Toronto, International League, 0-0, pitchers, Thompson and Brandon for Jersey City, Hearne for Toronto, at Jersey City, N. J., August 12, 1913.  
20 innings, Battle Creek vs. Adrian, South Michigan League, 1-1, pitchers, McDonald for Battle Creek, Loomis for Adrian, at Adrian, July 17, 1913.

**Shortest game.** 32 minutes, 9 full innings, Mobile 2, Atlanta 1, at Atlanta, September 17, 1910.

**Double header record.** 1 hour 38 minutes 30 seconds, 9 innings each game, first game 47 minutes 30 seconds; second game 51 minutes, Los Angeles vs. Oakland, Pacific Coast League, July 30, 1905.

**Longest game no score.** 25 innings, 0-0, Grand Forks vs. Fargo, at Devil's Lake, N. D., July 18, 1891 (semi-professional club).  
22 innings, 0-0, Burlington vs. Keokuk, Central Association, at Burlington, June 27, 1915.

**Largest score.** Niagaras 209, Columbus 10, at Buffalo, N. Y., June 8, 1869.

**Longest playing season.** March 31 to December 1, 1901, California League.

**Consecutive games won.** 27 games, Corsicana, Texas League, May 28 to June 23, 1902.  
25 games, Charlotte, Carolina League, May 10 to June 11, 1902.  
24 games, Jersey City, Eastern League, 1903.  
23 games, including a forfeited game, Wilkes-Barre, New York State League, August 11 to September 2 (a.m.), 1912.

**Consecutive games lost.** 26 games, Meridian, Cotton States League, 1913.

**Consecutive games shut-outs.** 89 consecutive innings, by Portland, Pacific Coast League, 1910.  
82 consecutive innings, also by Portland, Pacific Coast League, 1913, viz., October 7, Sacramento 0-0, 11 innings; October 8, 10-0; October 9, Sacramento, first game 4-0, second game 1-0, 5 innings; October 11, Los Angeles, 1-0; October 12, Los Angeles 4-0; October 13, Los Angeles 1-0; October 14, Los Angeles 6-0; October 15, Los Angeles 3-0; October 16, 3 innings.

**Most championship games in one day.** 5 games, by Manchester, New England League, the last one starting near twilight and forfeited to Manchester, Labor Day, 1899.

**Played in most championship games.** 3 games, Tacoma vs. Spokane, Northwestern League, 4-1, 7-0, 7-3, September 27, 1908.  
227 games, by Dunleavy, Oakland, Pacific Coast League, 1905.



- Record for continuous playing in championship games.** Perry Lipe has a remarkable record for continuous playing, viz., Greenville, Miss., 1903; Macon, Ga., 1904, 1905, 1906, 1907; Richmond, Va., 1908, 1909; during this period he participated in every championship game, missing only one inning, the ninth inning of game of June 10, 1909, when he was put out of the game; during these seven years he officiated as manager in 1906-7-8-9.
- Greatest number stolen bases.** 111 in 123 games, O. Nicholson, Frankfort, Blue Grass League, 1912.  
105 in 135 games, W. H. Zimmerman, Utica, New York State League, 1910.  
116 in 159 games, Ralph Meyers, Spokane, Northwestern League, 1912.  
124 in 201 games, James Johnston, San Francisco, Pacific Coast League, 1913.
- Largest attendance minor league.** 20,531, American Association, at Columbus, vs. Toledo, September 1, 1907.  
Amateur game at Cleveland, Ohio, September 20, 1914, the crowd was estimated at 100,000.
- Long service.** James H. O'Rourke, Bridgeport, holds a long record for continuous service in base ball, viz., Middletown, Conn., 1872; National League, 1873; played in major leagues for twenty years, and in Connecticut League until 1911.

## NOTES.

September 10, 1917, Toronto-Montreal game (12 innings), at Montreal, 6 home runs were made in one inning, 8 in the game.

19 runs in an inning—Binghamton vs. Utica, New York State League, first inning; Utica made 10 runs, Binghamton 9; it took 55 minutes to play the inning.

Seventeen runs in one inning—Newark vs. Hartford, Oct. 1, 1886.

With the score tied, 0-0, at the end of the ninth inning, Little Rock scored ten runs in the tenth against Birmingham, May 15, 1918.

San Antonio scored twelve runs in the first inning against Shreveport, May 21, 1918. Jack Enright, pitcher, gave seven bases on balls, hit a batsman, made a wild pitch and allowed three hits. Final score, 24-4.

John Bates, Mobile vs. Chattanooga game, June 20, 1918, walked five times—every time up.

Sacramento scored fifteen runs in the seventh inning against Salt Lake City, July 7, 1918, Sacramento winning, 23-5.

Pitcher Wachtel, Fort Worth vs. Dallas, pitched a no-hit game on May 18, 1918.

Jersey City defeated Buffalo, 3-2, in nineteen innings, July 27, 1918.

Three close games were played in the Texas League on May 8, 1918, Fort Worth and Shreveport battled twenty innings and tied at 1-1; Houston defeated San Antonio, 1-0; and Dallas won from Waco, 1-0.

28 assists in a game—Los Angeles, Pacific Coast League, vs. Salt Lake, made 28 assists in 9 innings, August 23, 1917.


Salt Lake, vs. Los Angeles, August 5, 1917, made twelve runs in the third inning.

June 21, 1917, Ray McKee, San Francisco, stole third with the bases full and got away with it; he was safe and runner on third scored when the umpire called a balk on pitcher T. Hughes of Salt Lake.

## PART III.

### Intercollegiate Base Ball in War Time

BY EDWARD B. MOSS, NEW YORK.



EDWARD B. MOSS.

The prominent part which the American collegian began to play in the world war early in 1918 was reflected in the unusual conditions which prevailed in the college Base Ball of last season. In place of the lengthy schedules, numerous trips and important games staged amid the customary scenes of intercollegiate setting, scattering and haphazard contests were the rule, with the personnel of the teams constantly changing, as one after another the players entered service.

The introduction of the Student Army Training Corps with its intensive system of drilling, military study and rigorous routine left little time for practice or play upon the diamond. The bayonet took the place of the bat and Base Ball for the time became a game to be played only during the few leisure moments of a busy day. That the sport should have held sway at all, under the circumstances, speaks volumes for its hold upon the undergraduate and the college athletic world.

The season's record is therefore little short of remarkable. While there is missing the usual lists of from twenty to thirty games accredited to the average college which includes Base Ball among its major sports, far more institutions supported teams than might have been expected under the circumstances. Notwithstanding canceled or curtailed schedules, unexpected loss of prominent players and absence of coaches, the majority of the colleges in all parts of the country were represented by teams which played, on an average, about one-third of the regular schedule.

Some remarkable records were made, nevertheless, by 'varsity nines in various sections of the country. In the East, Yale won all eight games played, including two victories each over Harvard and Princeton, and single defeats of Dartmouth, Cornell and Pennsylvania. The box work of Pitcher Talcott was the outstanding feature, no less than fifty per cent of the victories being shutouts. Holy Cross also was represented by a team of exceptional ability. The nine played a most unusual war time schedule, winning twenty-five out of twenty-nine games, tying another, and lost but three. Among her opponents were Southern colleges, the service academies, training camp teams and virtually all of the New England college combinations.

Colby College of Maine was another institution represented by a team with a perfect winning percentage at the close of the season, the Waterville nine winning eleven games straight. Rensselaer Polytechnic Institute won eight out of ten games; Lafayette six out of eight, and Tufts, twelve out of seventeen. Both the West Point and Annapolis academies played rather lengthy schedules for such an upset season and showed high class ability. The Military Academy won two-thirds of the twenty-one games played, including among its victories the defeats of Cornell, Johns Hopkins, Fordham and Springfield. The Naval Academy won eleven out of fourteen con-

tests, defeating, among others, Fordham, Georgetown, West Virginia and Colgate. Swarthmore also ranked high with five victories out of seven games of an abbreviated schedule.



Other teams which approximately broke even in the rather short series of the 1918 season were Syracuse, six won and six lost; Brown, five out of eleven games won; Cornell, five won, five lost; Dartmouth, six out of thirteen; Union, five out of thirteen, and Villanova, seven out of eleven. Harvard and Princeton played nine and six games, respectively. The Crimson showing was not up to the usual standard and the same is true of the Orange and Black.

Middle Western colleges maintained a high percentage during the season, although the same handicaps and uncertainties prevailed that marked the season in the East. The play of the University of Michigan team was one of the features of this section. The Wolverines won sixteen out of seventeen games, defeating Chicago, Notre Dame, Indiana, Iowa, Illinois, Ohio State and other strong teams. Chicago scored the single triumph of the season against Michigan, winning the second of a series of three games. Notre Dame, with ten out of fifteen games won; Michigan Agricultural College, with seven out of twelve; Purdue, six out of thirteen; Indiana, four out of thirteen, and Ohio State, nine out of fourteen, were among the stronger college teams of the section.

In the South, West Virginia had a well balanced winning team, as the record of fourteen victories, out of eighteen games played, proved. The nine defeated several strong Eastern teams during its Northern trip, including Syracuse, Colgate, Dartmouth and the United States Military Academy, as well as winning three straight from Virginia. The latter won seven out of eleven, losing one contest to North Carolina in addition to the West Virginia defeats. The Mt. St. Mary's combination won nine out of twelve games and Virginia Poly won eight out of twelve, Kentucky had a strong team, winning seven out of nine, with victories over Georgetown College and Tennessee.

On the Pacific Coast, California won seven out of eleven, including two games of the three played against Stanford. St. Mary's College of Oakland won ten out of fifteen played, defeating, among other teams, California and Stanford. The University of Texas team was one of the best along the Southern border. The Austin collegians won all but one of eighteen games played. Four of their victories were shutouts, while double figure scores were made in seven games, the largest being thirty runs in one contest. The solitary defeat was a 1 to 0 shutout scored by Texas Agricultural and Mechanical, which later was twice defeated. The latter combination was another nine of exceptional strength playing in the same section, winning fourteen out of nineteen games, six of which were shutouts.

Prospects for the coming season in college Base Ball are such as to indicate a much more active season in 1919 than was the case twelve months earlier. With the suspension of the S.A.T.C. courses, college athletics, including Base Ball, promise to resume, to some extent, their former position in the university routine. Schedules are being prepared, coaches engaged, and in several cases indoor practice is already under way. Many students who dropped their studies to enter army or navy service are returning, including a number who had won 'varsity letters in Base Ball during their sophomore and junior years. They will form the nucleus of strong combinations expected at many colleges this spring. It is doubtful if the 1919 schedule will be quite as lengthy as in the past, but far more games are assured than were played in 1918. Few of the Eastern colleges will make the Southern trips so popular a few years ago, due to the high railroad fares and the amount of scholastic work which must be completed during the next few months. In other respects the coming season will approach those of pre-war days.



(1) SYRACUSE UNIVERSITY, SYRACUSE, N. Y.—1, Moeschlin, Asst. Mgr.; 2, Peck; 3, Wright, Mgr.; 4, Love; 5, Huntley; 6, Lowe; 7, Barsna; 8, Crowley, Trainer; 9, Hayes; 10, Finsterwald; 11, Schwarzer; 12, Brown, Capt.; 13, Carr, Coach; 14, Steele; 15, Zaccardo; 16, Kinsler; 17, Harris. (2) FORDHAM UNIVERSITY, NEW YORK CITY—1, Keane, Coach; 2, Kinsley, Mgr.; 3, Kelly; 4, McQuade; 5, Scanton; 6, Halligan; 7, Galligan; 8, Lucey; 9, Abbott; 10, Weldon; 11, Keough; 12, Halloran; 13, Colletti; 14, Lefevre; 15, Finn; 16, Shanky, Capt.; 17, Martin; 18, Dwyer. (3) CORNELL UNIVERSITY, ITHACA, N. Y.—1, Malcolm, Mgr.; 2, Wagner; 3, Rees; 4, Whitmore; 5, Cross; 6, Cross; 7, Eagle, Asst. Mgr.; 8, Eusworth; 9, Needie; 10, Brookmire; 11, Howard, Capt.; 12, Murphy; 13, Boragura; 14, Harden; 15, Corwin. (4) COLGATE UNIVERSITY, HAMILTON, N. Y.—1, Molner; 2, Schilling; 3, Bogtigon; 4, Anderson; 5, Asst. Mgr.; 6, Connelly; 7, Gardner, Mgr.; 8, Moore; 9, Miller; 10, Taylor; 11, Hammond, Coach; 12, McBride; 13, Ingalls; 14, Cunningham; 15, Reid; 16, Hubbell; 17, Curtis.

## Collegiate Records

### Beloit (Wis.) College

- |                     |                   |
|---------------------|-------------------|
| 0—Camp Grant 6      | 6—Rock Co. A.A. 7 |
| 3—Fairbanks-Morse 5 | 8—Beloit H.S. 3   |
| 5—Beloit H.S. 0     | 4—Rock Co. A.A. 2 |

### Brown University, Providence, R. I.

- |                     |                  |
|---------------------|------------------|
| 0—Boston Coll. 11   | 1—Dartmouth 5    |
| 8—2d Naval Res. 6   | 13—Williams 3    |
| 6—302d U. S. Inf. 2 | 5—Syracuse 0     |
| 6—Dartmouth 4       | 2—Dartmouth 11   |
| 1—Seton Hall 14     | 2—Camp Devens 15 |
| 2—Columbia 3        |                  |

### Case School, Cleveland, Ohio

- |                      |                      |
|----------------------|----------------------|
| 3—Akron 10           | 10—Oberlin 9         |
| 6—Wooster 5          | 4—Western Reserve 11 |
| 6—Oberlin 7          | 3—Western Reserve 13 |
| 1—Mich. State Nor. 7 | 3—Wooster 4          |
| 2—Michigan 12        | 4—Akron 1            |
| 13—Western Reserve 6 |                      |

### Cathedral Coll., New York City

- |                       |                       |
|-----------------------|-----------------------|
| 3—St. Peter's Coll. 7 | 8—West Point Res. 7   |
| 6—Cathedral (Bkl.) 0  | 6—Fordham 7           |
| 9—St. Peter's Coll. 6 | 13—Manhattan Coll. 10 |
| 5—Columbia 4          | 2—C.C.N.Y. 8          |
| 8—Upsala Coll. 7      | 2—Yale Freshmen 3     |
| 0—Pelham Nav. Res. 2  | 0—St. John's Coll. 2  |

### Colby Coll., Waterville, Me.

- |                     |                        |
|---------------------|------------------------|
| 3—Maine 2           | 4—Maine 2              |
| 8—Portland N.R.F. 0 | 7—Rockland N.R.F. 3    |
| 16—Cabots 1         | 12—Bates 0             |
| 4—Bates 0           | 3—St. Anselm's Coll. 2 |
| 2—Maine 1           | 9—Bowdoin 2            |
| 4—Bowdoin 3         |                        |

### College of the City of New York

- |                       |                      |
|-----------------------|----------------------|
| 0—St. John's Coll. 10 | 0—Fort Slocum 11     |
| 0—Fort Slocum 8       | 8—Cathedral Coll. 2  |
| 2—Fordham 16          | 2—Stevens Inst. 8    |
| 1—Seton Hall 5        | 5—St. John's Coll. 4 |
| 6—New York Univ. 10   |                      |

### Colorado Coll., Colorado Springs

- |                     |                     |
|---------------------|---------------------|
| 1—Colo. Mines 3     | 4—Colo. Mines 2     |
| 4—Univ. of Denver 5 | 2—Univ. of Denver 7 |
| 4—Colorado 6        | 3—Colorado 2        |

### Cornell Univ., Ithaca, N. Y.

- |                |                     |
|----------------|---------------------|
| 6—Rutgers 4    | 3—U.S. Mil. Acad. 4 |
| 6—Columbia 3   | 3—U.S.A.A.S. 4      |
| 2—U.S.A.A.S. 3 | 5—Columbia 4        |
| 1—Yale 4       | 2—Pennsylvania 3    |
| 9—Columbia 1   | 4—Niagara 2         |

### Dartmouth Coll., Hanover, N. H.

- |                   |                  |
|-------------------|------------------|
| 4—Springfield 3   | 4—Brown 6        |
| 5—Springfield 2   | 0—Tufts 4        |
| 0—Yale 1          | 5—Brown 1        |
| 0—West Virginia 2 | 1—Boston Coll. 3 |
| 3—St. Anselm's 4  | 4—Amherst 1      |
| 6—Boston Coll. 1  | 11—Brown 2       |
| 3—Tufts 6         |                  |

### Franklin (Ind.) College

- |             |                    |
|-------------|--------------------|
| 15—Butler 5 | 9—Wabash 10        |
| 4—Purdue 5  | 5—Hanover 3        |
| 5—DePauw 3  | 4—Indiana 6        |
| 2—Wabash 6  | 0—Earlham 9 (for.) |
| 7—Butler 0  |                    |

### Gallaudet Coll., Washington, D. C.

- |                     |                         |
|---------------------|-------------------------|
| 3—Catholic Univ. 4  | 1—Rock Hill 2 (10 inn.) |
| (11 inn.)           | 10—Briarly Mil. Ac. 0   |
| 3—Georgetown 21     | 5—Maryland State 3      |
| 12—Maryland State 6 | 4—Rock Hill 3           |
| (12 inn.)           | 3—U.S. Nav. Acad. 9     |

### Harvard Univ., Cambridge, Mass.


- |                      |                     |
|----------------------|---------------------|
| 8—Princeton 7        | 5—Radio School 8    |
| 0—Portland N.R.F. 3  | 2—302d U. S. Inf. 7 |
| 0—Boston Navy Yd. 12 | 0—Princeton 16      |
| 1—Camp Devens 5      | 3—Yale 5            |
| 0—Yale 5             |                     |

### Heidelberg Univ., Tiffin, Ohio

- |                  |                   |
|------------------|-------------------|
| 5—Tiffin Cubs 0  | 8—Defiance 3      |
| 12—Bluffton 2    | 5—Findlay 3       |
| 1—Wooster 2      | 1—Ohio Northern 6 |
| 17—Tiffin H.S. 1 |                   |

### Holy Cross Coll., Worcester, Mass.

- |                     |                     |
|---------------------|---------------------|
| 4—Richmond 3        | 2—Springfield 1     |
| 2—No. Car. State 0  | 1—Boston Coll. 4    |
| 13—North Carolina 1 | 1—U.S. Mil. Acad. 5 |
| 13—Wake Forest 6    | 5—Fordham 3         |
| 2—Catholic Univ. 2  | 4—Amherst 0         |
| 13—Johns Hopkins 1  | 4—Boston Coll. 3    |
| 3—U.S. Nav. Acad. 1 | 9—St. Anselm's 2    |
| 7—Seton Hall 1      | 13—Seton Hall 2     |
| 10—Columbia 1       | 8—Camp Devens 1     |
| 10—Amherst 1        | 3—Syracuse 0        |
| 1—Pennsylvania 7    | 5—Tufts 2           |
| 9—St. Anselm's 7    | 4—Dartmouth 0       |
| 20—Springfield 1    | 6—Columbia 3        |
| 8—Bowdoin 1         | 11—Fordham 2        |
| 7—Williams 1        |                     |



(1) UNIVERSITY OF MICHIGAN, ANN ARBOR, MICH.—1, Ruzicka; 2, Scheidler; 3, P. G. Bartelme, Dir.; 4, Lundgren, Coach; 5, Reid, Mgr.; 6, Bowerman; 7, Ohlmacher; 8, Langenhan; 9, Adams; 10, Morrison; 11, Glenn, Capt.; 12, Knode; 13, Cooper; 14, Saunders; 15, Parsons; 16, Mraz; 17, Genebach; 18, Ipple; 19, Garrett. (2) MICHIGAN AGRICULTURAL COLLEGE, EAST LANSING, MICH.—1, Borgman, Mgr.; 2, C. L. Brewer, Coach; 3, S. Johnson; 4, Snider; 5, Andrews; 6, Kellog; 7, Donley; 8, Peters; 9, Hammes; 10, Hayes; 11, DeMond, Capt.; 12, Collinson; 13, Mills; 14, Doscher. (3) CASE SCHOOL OF APPLIED SCIENCE, CLEVELAND, OHIO—1, Prof. Fasini, Coach; 2, Eger; 3, Sherman, Asst. Mgr.; 4, Heath; 5, Hamley; 6, Vanderhoof; 7, Still; 8, McCune; 9, Olson; 10, Horwitz; 11, Yesberger; 12, McArt, Capt.; 13, Crane; 14, Barnes. (4) UNIVERSITY OF TEXAS, AUSTIN, TEX.

**Indiana Univ., Bloomington**

12—DePauw 0	8—Mich. Aggies 3
2—Iowa 7	1—Michigan 10
0—Michigan 6	0—DePauw 1
2—Notre Dame 9	0—Ohio State 2
3—Valparaiso 4	6—Franklin 4
(13 inn.)	3—Ohio State 7
7—Kalamazoo Nor. 3	4—Rose Poly 5 (10 inn.)

**James Millikin Univ., Decatur, Ill.**

12—Charleston Nor. 5	3—Illinois 6
7—Charleston Nor. 16	12—Charleston Nor. 1
10—Normal Univ. 1	7—St. Viator's 0

**Lafayette College, Easton, Pa.**

4—U.S. Mil. Acad. 2	9—Lehigh 3
17—Ursinus 2	3—U.S.A.A.S. 11
8—Lehigh 4	3—Rutgers 5
7—Lehigh 9	2—Pennsylvania 1

**Macalester Coll., St. Paul, Minn.**

0—Hamline 31	31—Gust. Adol. 12
9—River Falls Nor. 13	0—St. Thomas 14

**Miami Univ., Oxford, Ohio**

18—Earlham 2	0—Capital Univ. 8
17—Earlham 1	0—Denison 1 (10 inn.)
6—Cincinnati 13	6—Cincinnati 2

**Michigan Agri. Coll., East Lansing**

16—Alma 7	8—Notre Dame 11
9—Olivet 3	3—Indiana 8
6—Kalamazoo 4	10—Kalamazoo 6
2—Michigan 12	10—Kalamazoo Nor. 3
11—Orchard Lake 9	4—Notre Dame 0
1—Ypsilanti Nor. 4	2—Michigan 5

**Mt. St. Mary's, Emmitsburg, Md.**

9—Carlisle 1	0—U.S. Nav. Acad. 15
1—Gettysburg 6	5—Washington Coll. 9
15—Villanova 7	9—Blue Ridge 4
7—Blue Ridge 3	11—Camp Colt 5
3—Carlisle 0	20—Fort Myer 3
2—Catholic Univ. 1	3—Camp Magnolia 2

**New York Univ., New York City**

3—Union Coll. 4	0—Swarthmore 5
2—Columbia 12	10—C.C.N.Y. 6
12—Haverford 4	4—Union Coll. 7
2—Stevens Inst. 7	7—Wesleyan 2

**Northwestern Coll., Watertown, Wis.**

5—Wisconsin 4	8—Watertown Team 3
7—Concordia 1	9—Alumni 8
8—Lutheran Sem. 3	12—Milton Coll. 4
8—Milton Coll. 1	

**Oberlin (Ohio) College**

7—Case 6	1—Akron 4
9—Hiram 2	0—Western Reserve 7
9—Case 10	4—Cincinnati 13

**Ohio Northern Univ., Ada**

9—Bluffton 0	2—Ohio Wesleyan 4
19—Findlay 2	3—Muskingum 1
8—Ohio Wesleyan 5	

**Ohio State Univ., Columbus**

12—Ohio Peniten. 10	8—Wooster 1
0—Columbus (A.A.) 8	11—Capital Univ. 4
0—Columbus (A.A.) 8	4—Wesleyan 2
3—Columbus (A.A.) 11	2—Indiana 0
9—Ohio Wesleyan 3	4—Purdue 2
15—Capital Univ. 8	2—Michigan 3
3—Illinois 4	5—Indiana 3

**Penna. Mil. Coll., Chester, Pa.**

8—Art and Textile 6	2—U. of P. Fresh. 10
1—Ursinus 15	4—St. John's Coll. 10
11—Washington Coll. 7	17—Goldie 2

**Princeton (N. J.) University**

5—Pel. Bay N.R.F. 4	3—Yale 4
7—Harvard 8	0—Yale 2
2—Newport (Naval) 3	16—Harvard 0

**Purdue University, Lafayette, Ind.**

13—Wabash 0	0—Illinois 5
5—Franklin 4	0—Chicago 4
7—Rose Poly 4	2—Ohio State 4
14—Hanover 2	3—Chicago 13
3—Illinois 2	12—Wabash 8
8—Wisconsin 9	1—Notre Dame 8
5—Notre Dame 7	

**Rensselaer Poly Inst., Troy, N. Y.**

9—St. Lawrence 2	7—Hamilton 8
5—Stevens Inst. 4	8—Rochester 1
7—Syracuse 5	8—Union Coll. 2
6—Union Coll. 7	12—St. John's Coll. 1
6—Worcester 3	5—Alumni 2

**Rock Hill Coll., Ellicott City, Md.**

4—Alumni 0	0—Georgetown 13
4—Balto. City Coll. 3	13—Georgetown 17
(10 inn.)	12—St. John's Coll. 0
8—Grays A.C. 2	2—Gallaudet 1
5—Grays A.C. 4	1—Washington Coll. 3
5—Frederick H.S. 2	3—Gallaudet 4
12—Maryland State	7—Washington Coll. 3
Sch. for Deaf 3	8—Ellicott City H.S. 6

**Rutgers Coll., New Brunswick, N. J.**

10—Ursinus 0	7—Fordham 8
4—Cornell 6	4—Colgate 2
6—Union Coll. 0	5—Lafayette 2



(1) UNION COLLEGE, SCHENECTADY, N. Y.—1, K. H. Gorham, Mgr.; 2, Beaver; 3, Gulick; 4, Hanley; 5, Wittner; 6, Peaslee, Capt.; 7, Tinssett, Coach; 8, Mornihan; 9, Fancher; 10, Laskowski; 11, Hochuli; 12, Trainer; 13, J. Brucker; 14, Getman; 15, G. Brucker; 16, Mascot; 17, Metzner; 18, Mallory; 19, Smukler; (2) NEW YORK UNIVERSITY, NEW YORK CITY—1, Draffen; 2, Kellogs, Coach; 3, Favoisky; 4, Covello; 5, Eagan; 6, Billo, Mgr.; 7, Klaess; 8, Loewy; 9, Tettelman, Capt.; 10, Newman; 11, Sulzer; 12, Bromley; 13, Christopher, Asst. Mgr.; 14, Cornell; (3) ST. MARY'S COLLEGE, OAKLAND, CAL.—1, Brandon; 2, Scott; 3, Medlin; 4, J. Oeschger, Coach; 5, Cunningham; 6, V. Oeschger; 7, Kelly; 8, Silva; 9, Mitchell; 10, Nugent; 11, Graf; 12, Lambert; 13, Gowanlock; 14, Leavitt, Mascot; (4) OHIO NORTHERN UNIVERSITY, ADA, OHIO—1, Daque; 2, Crosta, Mgr.; 3, Davies; 4, Lasders; 5, Murphy; 6, Main; 7, Hobson; 8, Gillim; 9, B. Deibel; 10, Hunsicker, Capt.; 11, Sanders; 12, L. Deibel.



**St. Anselm's Coll., Manchester, N.H.**

- |                    |                |
|--------------------|----------------|
| 7—Holy Cross 9     | 6—Tufts 5      |
| 3—Camp Devens 4    | 2—Tufts 7      |
| 5—Bowdoin 2        | 2—Holy Cross 9 |
| 4—Dartmouth 3      | 11—Bowdoin 0   |
| 4—Worcester Tech 3 | 2—Colby 3      |
| 2—Boston Coll. 1   |                |

**St. Mary's Coll., Oakland, Cal.**

- |                       |                      |
|-----------------------|----------------------|
| 3—Native Sons 2       | 3—Fort Scott 1       |
| 6—Native Sons 4       | 15—Oakland Merch. 1  |
| 7—Mayrose Butters 1   | 2—California 0       |
| 7—Olympic Club 2      | 10—Stanford 2        |
| 5—Olympic Club 4      | 1—Oakland (P.C.L.) 5 |
| 1—U.S. Quartermast. 2 | 3—Pittsburg 6        |
| 0—U.S. Quartermast. 4 | 8—Chamber of Com. 1  |
| 2—U.S. Quartermast. 3 |                      |

**St. Mary's Coll., St. Mary, Ky.**

- |                      |                     |
|----------------------|---------------------|
| 3—K.S.D. 1           | 1—Goldberg's 2      |
| 0—Louisville A.A. 14 | 6—Louisville H.S. 3 |
| 12—Schuster Bros. 5  | 6—Base Hospital 2   |
| 8—K.S.D. 3           | 0—Camp Taylor 4     |
| 10—Camp Taylor 6     |                     |

**S.W. Presb. Univ., Clarksville, Tenn.**

- |                   |                       |
|-------------------|-----------------------|
| 0—Illinois 24     | 15—Clarksville H.S. 4 |
| 0—Illinois 11     | 19—Clarksville H.S. 2 |
| 3—Vanderbilt 2    | 15—Clarksville H.S. 8 |
| 19—Bethel Coll. 0 |                       |

**Springfield (Mass.) College**

- |                   |                     |
|-------------------|---------------------|
| 2—Dartmouth 5     | 8—Amherst 3         |
| 3—Dartmouth 4     | 2—Williams 6        |
| 4—Fisk Red Tops 5 | 5—Fort Slocum 8     |
| 1—Holy Cross 9    | 5—U.S. Mil. Acad. 8 |
| 1—Holy Cross 2    | 5—Wesleyan 2        |
| 6—Tufts 9         | 1—Fordham 2         |
| 3—Dartmouth 4     |                     |

**Swarthmore (Pa.) College**

- |                     |                    |
|---------------------|--------------------|
| 0—Pennsylvania 1    | 6—Delaware 0       |
| 3—Columbia 2        | 5—New York Univ. 0 |
| 5—U.S. Nav. Acad. 0 | 3—Pennsylvania 7   |
| 3—Lehigh 0          |                    |

**Syracuse (N. Y.) University**

- |                     |                  |
|---------------------|------------------|
| 15—Freshmen 4       | 7—Hamilton 1     |
| 5—West Virginia 6   | 2—Niagara 1      |
| 1—Colgate 2         | 6—St. Lawrence 4 |
| 5—Rensselaer Poly 7 | 2—Boston Coll. 9 |
| 20—Hamilton 4       | 0—Holy Cross 8   |
| 5—Colgate 1         | 0—Brown 5        |

**Texas A. & M. Coll., Coll. Station**

- |                    |                  |
|--------------------|------------------|
| 2—Howard Payne 1   | 3—Texas 5        |
| 2—Howard Payne 0   | 9—Baylor 0       |
| 10—Texas Chris. 2  | 1—Baylor 2       |
| 3—Texas Chris. 2   | 1—Rich Field 0   |
| 10—Baylor 3        | 2—Rich Field 0   |
| 9—Baylor 6         | 1—Texas 2        |
| 2—Southwestern 1   | 6—Texas 7        |
| 4—Southwestern 3   | 0—Southwestern 1 |
| 10—Houston Buffs 7 | 5—Southwestern 0 |
| 1—Texas 0          |                  |

**Throop College, Pasadena, Cal.**

- |              |              |
|--------------|--------------|
| 3—Whittier 1 | 5—Redlands 1 |
| 9—Pomona 0   |              |

**Tufts College, Medford, Mass.**

- |                     |                        |
|---------------------|------------------------|
| 1—Fordham 4         | 4—Dartmouth 0          |
| 11—Seton Hall 4     | 5—St. Anselm's Coll. 6 |
| 8—Fed. Rendezvous 7 | 7—St. Anselm's Coll. 2 |
| 7—U.S. Mil. Acad. 3 | 2—Boston Coll. 4       |
| 15—Boston Univ. 2   | 5—Seton Hall 1         |
| 8—Springfield 3     | 2—Holy Cross 5         |
| 5—Bates 4           | 0—Boston Coll. 3       |
| 6—Dartmouth 3       | 12—Williams 1          |
| 8—Williams 3        |                        |

**Union College, Schenectady, N. Y.**

- |                       |                     |
|-----------------------|---------------------|
| 4—Columbia 5          | 6—Pelham N.R.F. 17  |
| 4—New York Univ. 3    | 4—Hamilton 7        |
| 0—Rutgers 6           | 7—New York Univ. 4  |
| 5—Pelham N.R.F. 8     | 2—Rensselaer Poly 8 |
| 7—Rensselaer Poly 6   | 5—Hamilton 3        |
| (10 inn.)             | 3—St. Lawrence 7    |
| 7—Wesleyan 8(10 inn.) | 14—Rochester 3      |

**U. S. Mil. Acad., West Point, N. Y.**

- |                      |                       |
|----------------------|-----------------------|
| 3—Berkeley Hall 2    | 11—Springfield 1      |
| 2—St. John's Coll. 0 | 3—Johns Hopkins 1     |
| 2—Boston Coll. 6     | 5—Mt. St. Joseph's 2  |
| 2—Lafayette 4        | 1—Fordham 0           |
| 3—Tufts 7            | 5—Stevens Inst. 1     |
| 5—Newp't Nav. Res. 7 | 4—U.S.S. Amphitrite 0 |
| 1—West Virginia 2    | 7—Pelham N.R.F. 8     |
| 4—Cornell 3          | 6—Fort Slocum 1       |
| 9—Catholic Univ. 4   | 9—Princeton Avia. 8   |
| 5—Holy Cross 1       | 20—Camp Merritt 3     |
| 3—Crescent A.O. 6    |                       |

**U. S. Nav. Acad., Annapolis, Md.**

- |                    |                      |
|--------------------|----------------------|
| 1—Holy Cross 3     | 15—Mt. St. Mary's 0  |
| 5—Fordham 3        | 0—Swarthmore 5       |
| 6—Maryland State 5 | 3—No. Car. State 5   |
| 4—Georgetown 1     | 15—Colgate 6         |
| 11—Johns Hopkins 0 | 5—Catholic Univ. 0   |
| 12—West Virginia 4 | 9—Gallaudet 3        |
| 18—Georgetown 0    | 6—Mt. St. Joseph's 0 |



(1) UNIVERSITY OF CALIFORNIA, BERKELEY, CAL.—1, Elsworthy; 2, Rowe; 3, Ellison; 4, Rohwer, Capt.; 5, Godde; 6, Dexter; 7, Hudson; 8, Gorman; 9, Murchio; 10, Shepard; 11, Morse; 12, Hummel; 13, Hensel. (2) GALLAUDET COLLEGE, WASHINGTON, D. C.—1, A. Rosen, Mgr.; 2, Sanders; 3, Pridmore; 4, Hartin; 5, Bouchard; 6, W. Cooper, Coach; 7, Schowe; 8, Wilson; 9, Houze; 10, Ferguson, Capt.; 11, Pilliod; 12, Dohrman. (3) ST. ANSELMI'S COLLEGE, MANCHESTER, N. H.—1, Mahoney, Mgr.; 2, Pitts; 3, Feen; 4, Slattery; 5, Nuhn, Capt.; 6, O'Brien; 7, Reynolds; 8, McCarthy; 9, Scully; 10, Malloy; 11, Gilligan; 12, Dugan; 13, Hicks; 14, McCusker. (4) RUTGERS COLLEGE, NEW BRUNSWICK, N. J.—1, Besas, Trainer; 2, Kelly; 3, Rice; 4, Cox, Coach; 5, Baker; 6, Breckley; 7, Ferguson, Mgr.; 8, Wilkins; 9, Rule; 10, Wittpenn; 11, Lyons; 12, Weller; 13, Robeson; 14, Tallaferrro.

**Univ. of Akron, Akron, Ohio**

- |                      |             |
|----------------------|-------------|
| 10—Case 3            | 7—Hiram 5   |
| 10—Western Reserve 2 | 1—Case 4    |
| 4—Oberlin 3          | 1—Wooster 0 |

**Univ of California, Berkeley**

- |                      |                       |
|----------------------|-----------------------|
| 2—Commercial Club 1  | 4—Bank of Italy 2     |
| 2—Standard Oil Co. 1 | 3—U.S. Marine Corps 4 |
| 5—Olympic Club 13    | 10—Maxwell Hdw. Co. 5 |
| 0—St. Mary's Coll. 2 | 8—Olympic Club 3      |
| 7—Stanford 3         | 3—Stanford 2          |
| 4—Stanford 2         |                       |

**Univ. of Kentucky, Lexington**

- |                   |               |
|-------------------|---------------|
| 12—Georgetown 6   | 0—Tennessee 1 |
| 5—Georgetown 1    | 4—Tennessee 1 |
| 8—Kentucky Wes. 3 | 6—Maryville 4 |
| 8—Kentucky Wes. 0 | 8—Maryville 5 |
| 3—Tennessee 8     |               |

**Univ. of Michigan, Ann Arbor**

- |                      |                    |
|----------------------|--------------------|
| 17—Western Reserve 2 | 8—Illinois 4       |
| 12—Case 2            | 3—Ohio State 2     |
| 12—Mich. Aggies 2    | 5—Kalamazoo Nor. 1 |
| 6—Indiana 0          | 7—Chicago 5        |
| 1—Chicago 0          | 7—Iowa 2           |
| 3—Chicago 7          | 6—Illinois 2       |
| 10—Indiana 1         | 5—Notre Dame 1     |
| 5—Mich. Aggies 2     | 14—Notre Dame 0    |
| 2—Iowa 0             |                    |

**Univ. of Notre Dame, N. Dame, Ind.**

- |                  |                  |
|------------------|------------------|
| 3—Rose Poly 1    | 4—Valparaiso 3   |
| 6—Wisconsin 1    | 0—Mich. Aggies 4 |
| 15—Wisconsin 2   | 1—Iowa 2         |
| 9—Indiana 2      | 2—St. Ambrose 3  |
| 8—Mich. Aggies 6 | 4—Iowa 3         |
| 9—Purdue 5       | 9—Purdue 2       |
| 5—South Bend     | 1—Michigan 5     |
| Leaguers 4       | 0—Michigan 14    |

**Univ. of Texas, Austin**

- |                      |                     |
|----------------------|---------------------|
| 12—Howard Payne 1    | 5—Texas A. and M. 3 |
| 4—Howard Payne 3     | 6—Southwestern 0    |
| 12—Baylor 1          | 7—Texas Chris. 6    |
| 30—Baylor 1          | 5—Texas Chris. 3    |
| 6—Southwestern 4     | 11—Baylor 0         |
| 12—Southwestern 2    | 7—Rice Inst. 0      |
| 10—So. Meth. Univ. 4 | 15—Rice Inst. 3     |
| 6—So. Meth. Univ. 0  | 2—Texas A. and M. 1 |
| 0—Texas A. and M. 1  | 7—Texas A. and M. 6 |

**Univ. of Virginia, Charlottesville**

- |                     |                     |
|---------------------|---------------------|
| 8—Virginia Chris. 0 | 0—North Carolina 3  |
| 11—Wm. and Mary 3   | 14—Va. Mil. Inst. 4 |
| 10—Richmond 8       | 5—West Virginia 6   |
| 16—Marshall 4       | 4—West Virginia 7   |
| 4—North Carolina 0  | 0—West Virginia 9   |
| 2—North Carolina 1  |                     |

**Univ. of Wooster, Wooster, Ohio**

- |                   |                   |
|-------------------|-------------------|
| 5—Case 6          | 0—Akron 1         |
| 2—Heidelberg 1    | 5—Ohio Wesleyan 6 |
| 1—Ohio State 8    | 13—Oberlin 4      |
| 5—Ohio Wesleyan 6 | 7—Denison 4       |
| 4—Case 3          | 5—Denison 3       |

**Villanova (Pa.) College**

- |                      |                      |
|----------------------|----------------------|
| 19—Haverford 4       | 5—Camp Crane 6       |
| 7—Mt. St. Mary's 15  | (10 inn.)            |
| 6—Mt. St. Joseph's 1 | 8—Ursinus 1          |
| 2—Catholic Univ. 3   | 7—Camp Dix 3         |
| 3—Catholic Univ. 2   | 5—Mt. St. Joseph's 1 |
| 13—Ursinus 0         | 2—Stetson 3          |

**Virginia Poly Inst., Blacksburg**

- |                     |                     |
|---------------------|---------------------|
| 13—Richmond 2       | 7—Emory and Henry 5 |
| 1—No. Car. State 2  | 7—Roanoke 2         |
| 2—No. Car. State 5  | 3—Marshall 2        |
| 3—Wake Forest 5     | 9—No. Car. State 8  |
| 2—Wake Forest 7     | 5—Daleville 1       |
| 6—Emory and Henry 2 | 11—Daleville 1      |

**Wabash Coll., Crawfordsville, Ind.**

- |                 |               |
|-----------------|---------------|
| 0—Purdue 13     | 6—Franklin 2  |
| 1—DePauw 3      | 10—Franklin 9 |
| 4—Camp Taylor 1 | 3—DePauw 2    |
| 8—Rose Poly 3   | 8—Purdue 12   |
| 6—DePauw 9      | 3—DePauw 1    |

**West Virginia Univ., Morgantown**

- |                     |                        |
|---------------------|------------------------|
| 9—Marshall 3        | 0—U.S.A.A.S. 2         |
| 14—Marshall 4       | 4—U.S. Nav. Acad. 12   |
| 6—Syracuse 5        | 7—Virginia 4           |
| 2—Colgate 1         | 9—Virginia 0           |
| 2—Dartmouth 0       | 8—Virginia 4           |
| 2—U.S. Mil. Acad. 1 | 16—Colgate 3           |
| 2—Worcester Poly 0  | 7—Colgate 0            |
| 3—Wesleyan 4        | 5—Pittsb. Collegians 2 |
| 0—Fordham 3         | 5—Pittsb. Collegians 2 |

**William Jewell Coll., Liberty, Mo.**


- |                    |                     |
|--------------------|---------------------|
| 14—Missouri Wes. 2 | 18—Central 0        |
| 6—Missouri Wes. 5  | 4—Kirksville Nor. 3 |
| 3—Westminster 2    | 1—Kirksville Nor. 2 |

**Yale Univ., New Haven, Conn.**

- |               |                  |
|---------------|------------------|
| 6—Wesleyan 5  | 5—Harvard 0      |
| 1—Dartmouth 0 | 2—Princeton 0    |
| 4—Cornell 1   | 5—Pennsylvania 0 |
| 4—Princeton 3 | 5—Harvard 3      |




11



2



3



4

(1) UNIVERSITY OF NORTH CAROLINA, CHAPEL HILL, N. C. (2) THROOP COLLEGE, PASADENA, CAL.—1, Lavagnino; 2, Walling; 3, Wright; 4, Silverthorn; 5, Otis; 6, Torgerson; 7, Twitchell; 8, Patts; 9, Hanis; 10, Imler, Capt.; 11, Lunken; 12, Taylor; 13, Krouss. (3) WEST VIRGINIA UNIVERSITY, MORGANTOWN, W. VA.—1, Kidd, Asst. Mgr.; 2, Walker, Asst. Mgr.; 3, Woodyard, Mgr.; 4, H. A. Stansbury, Ath. Dir.; 5, Harrick; 6, Wilcox; 7, Dorsey; 8, Carden; 9, Bailey; 10, Shelton, Coach; 11, Lattner; 12, Rogers; 13, June, Capt.; 14, Flinn; 15, Chenoweth; 16, Gregg; 17, Hughes; 18, Dawson; 19, Armstrong. (4) ST. MARY'S COLLEGE, ST. MARY, KY.—1, Kupersmidt; 2, McBaron; 3, Kowalski; 4, Heavrin; 5, Chawky; 6, Bowles; 7, Gregg; 8, Collins; 9, Prof. Lesousky, Mgr.; 10, Kost; 11, Spalding; 12, C. Murphy; 13, Hill; 14, V. Murphy, Mascot; 15, E. Austin, Mascot.

## Scholastic Records

### Atlantic City (N. J.) High School

- 3—Hammonton H.S. 2  
15—Brown Prep 4  
5—W. Phila. H.S. 6  
8—Germantown H.S. 5  
4—Rom. Cath. H.S. 9

### Bailey Mil. Inst., Greenwood, S. C.

- 6—Wofford Fitting 4  
10—Greenville H.S. 1  
12—Furman Univ. 4  
0—Erskine Coll. 5  
8—Erskine Coll. 6  
3—Newberry Coll. 2

### Blair Academy, Blairstown, N. J.

- 5—Fordham Prep 4  
4—Princeton Fresh. 12  
4—Lawrenceville 0  
3—Bethlehem 3

### Bloomfield (N. J.) High School

- 11—Glen Ridge H.S. 4  
11—Butler H.S. 2  
19—Nuttley H.S. 2  
9—Marquand Sch. 8  
3—East Side H.S. 8  
3—Barringer H.S. 2

### Bloomsburg (Pa.) State Nor. Sch.

- 10—Mt. Carmel H.S. 0  
20—Lock Hav. S.N.S. 7  
19—Dickinson Sem. 0  
3—Wyoming Sem. 2  
9—Shippens. S.N.S. 4  
10—Pittston Bros. 2

### Central H. S., Washington, D. C.

- 14—Business H.S. 0  
3—McKinley H.S. 2  
14—Eastern H.S. 0  
11—Western H.S. 2  
12—Briarly Hall 9  
6—Alexandria H.S. 0  
6—Army-Navy Prep 7  
3—Gallaudet Coll. 0

### Cheltenham H. S., Elkins Park, Pa.

- 3—Southern H.S. 2  
9—Haddon Heights 8  
2—Lansdowne H.S. 3  
10—Tome 2  
8—Darby 4  
4—St. Luke's 2  
3—Bryn Athyn 12

### C. C. N. Y. Freshman Team

- 5—Commercial H.S. 3  
8—Flushing H.S. 6  
2—Man. Train. H.S. 1  
0—Manhattan Fresh. 7  
2—Eastern Dist. H.S. 0  
1—Evan. Childs H.S. 6  
5—St. Francis Xavier 2

### Commercial H. S., Brooklyn, N. Y.

- 2—Bushwick H.S. 10  
6—Boys' H.S. 0  
1—Erasmus Hall 2  
4—New Utrecht H.S. 3  
0—Poly Prep 1  
0—Manual Train. 1

### Concordia Prep, Bronxville, N. Y.

- 11—Wh. Plains H.S. 6  
11—Irving Sch. 0  
6—New Roch. H.S. 7  
5—Peekskill M.A. 4  
7—Mamaroneck H.S. 1  
4—New Roch. H.S. 5  
4—Mt. Vernon H.S. 7

### Dickinson H. S., Jersey City, N. J.

- 15—Adelphi Acad. 3  
7—Morris H.S. 1  
7—H.S. of Commerce  
5—East Orange H.S. 4  
9—Flushing H.S. 2  
14—Pieddie Inst. 11  
0—Barringer H.S. 5  
2—West Point Res. 9

### East Stroudsburg (Pa.) Nor. Sch.

- 10—Fellows Huber 0  
19—Stroudsburg H.S. 2  
18—E. Stroudsb. H.S. 1  
2—Bethlehem Prep 4  
0—Bethlehem Prep 3

### English H. S., Boston, Mass.

- 1—Middlesex 7  
0—Rindge Tech 8  
3—Milton Acad. 4  
5—St. Mark's Sch. 0  
10—Cambridge  
H. & L. 2  
2—Norwood H.S. 0  
5—Brocton H.S. 4  
5—Boston Coll. H.S. 2

### Frankford (Pa.) High School

- 6—Central H.S. 4  
6—Southern H.S. 7  
9—Trade Sch. 8  
2—Northeast H.S. 5  
16—Catholic H.S. 6  
2—Penn Charter 1  
2—W. Phila. H.S. 4

### Hackensack (N. J.) High School

- 7—Ridgewood 2  
7—Englewood 0  
4—Paterson 5  
3—Passaic 4  
11—Leonla 1  
13—Englewood 2  
1—Cliffside 2

- 10—Eastern Dist. H.S. 0  
2—New Utrecht H.S. 0  
4—Erasmus Hall 3  
7—Boys' H.S. 3  
0—Marquand Sch. 2  
6—Manual Train. 2

- 6—St. Peter's Coll. 10  
3—Mamaroneck H.S. 1  
9—Upsala Coll. 0  
7—Colonial Club 6  
8—Ossining H.S. 7  
7—Alumni 6

- 2—Montclair H.S. 1  
7—Princeton Fresh. 9  
15—East Orange H.S. 2  
0—Trenton H.S. 1  
1—Montclair H.S. 2  
4—Peekskill M.A. 0  
0—Barringer H.S. 2

- 2—Blair Hall 3  
1—Bethlehem H.S. 0  
9—Fellows Huber 8  
6—Easton H.S. 0  
13—Bethlehem H.S. 1

- 4—H.S. of Commerce 2  
10—St. John's 1  
12—Swampscott H.S. 0  
12—Dorchester H.S. 4  
3—Boston Latin 4  
7—H.S. of Commerce 3  
7—Dorchester H.S. 2  
2—Medford H.S. 12

- 10—Southern H.S. 13  
12—Germantown H.S. 10  
15—Central H.S. 9  
5—Catholic H.S. 9  
11—Millville H.S. 7  
9—Germantown H.S. 13

- 4—Passaic 1  
3—Ridgewood 2  
16—Leonla 0  
3—Cliffside 2  
3—Paterson 2  
13—Passaic 1

- 4—DeW. Clin. H.S. 0  
3—Yonkers H.S. 2  
6—Bushwick H.S. 0  
1—N. Y. U. Fresh. 6  
6—Newton H.S. 1  
2—Horace Mann Sch. 1

- 10—Porter Mil. Acad. 5  
13—Porter Mil. Acad. 4  
20—Porter Mil. Acad. 8  
2—Carlisle Sch. 0  
1—Carlisle Sch. 0  
6—Carlisle Sch. 0

- 2—Princeton Prep 5  
5—Wyoming Sem. 11  
3—Stroudsburg H.S. 2  
0—Morris H.S. 5

- 9—Lincoln H.S. 1  
10—Kingsley Sch. 1  
6—Plainfield H.S. 5  
6—Nuttley H.S. 5  
8—W. Orange H.S. 7

- 2—Montclair H.S. 1  
7—Princeton Fresh. 9  
15—East Orange H.S. 2  
0—Trenton H.S. 1  
1—Montclair H.S. 2  
4—Peekskill M.A. 0  
0—Barringer H.S. 2

- 2—Blair Hall 3  
1—Bethlehem H.S. 0  
9—Fellows Huber 8  
6—Easton H.S. 0  
13—Bethlehem H.S. 1



(1) PHILLIPS EXETER ACADEMY, EXETER, N. H.—1, Gilroy; 2, Gill; 3, Rix; 4, E. N. Cutter; 5, Hickey; 6, Gilmore; 7, Goode; 8, Moshier; 9, Savage; 10, J. Conlon; 11, Burgess; 12, J. J. Carney, Coach; 13, T. E. Jones, Capt.; 14, G. R. Eager, Mgr.; 15, R. N. Jones; 16, E. F. Cutter. (2) ST. PAUL'S SCHOOL, GARDEN CITY, N. Y.—1, Blake, Coach; 2, Streng; 3, MacEwan; 4, Applegate; 5, Adams; 6, Birch; 7, Williams; 8, Vaughan, Mgr.; 9, Cole; 10, O'Dea; 11, Metzger; 12, Vanderbilt, Capt.; 13, Bigelow; 14, Hirst; 15, Mullin. (3) PRINCETON (N. J.) PREPARATORY SCHOOL—1, Carey; 2, Walker; 3, Hall; 4, McIlvain; 5, Tyler; 6, Sample; 7, Myers; 8, Millard, Asst. Mgr.; 9, Simpson, Mgr.; 10, G. F. Green, Coach; 11, Sheehan; 12, Lyons; 13, Carse; 14, Straight; 15, Wadleigh; 16, DeLuca; 17, O'Brien; 18, Fredricks.

**H. S. of Commerce, New York City**

- |                     |                     |
|---------------------|---------------------|
| 2—Manhattan Prep 3  | 9—Townsend Harris 0 |
| 6—Evander Childs 8  | 4—Morris H.S. 5     |
| 10—Curtis H.S. 2    | 9—Stuyvesant H.S. 4 |
| 9—Townsend Harris 2 | 4—Dickinson H.S. 5  |
| 6—Morris H.S. 5     | 10—Fordham Prep 2   |
| 4—DeWitt Clinton 5  | 8—DeWitt Clinton 6  |
| 4—Stuyvesant H.S. 7 | 10—Rifle Range      |
| 4—Evander Childs 5  | (Peeks.) 12         |
| 1—Curtis H.S. 2     |                     |

**Hill School, Pottstown, Pa.**

- |                      |                   |
|----------------------|-------------------|
| 10—Pottstown 8       | 4—Pottstown 4     |
| 13—Peddle 9          | 0—Lawrenceville 8 |
| 6—Penn Fresh. 12     | 7—Haverford 1     |
| 2—Princeton Fresh. 8 | 5—Hotchkiss 7     |
| 5—Tome 3             |                   |

**Lafayette H. S., Buffalo, N. Y.**

- |                      |                     |
|----------------------|---------------------|
| 16—Hamburg H.S. 5    | 3—Nichols H.S. 2    |
| 3—Technical H.S. 9   | 6—Canisius H.S. 4   |
| 7—Nichols H.S. 15    | 9—Hutchinson H.S. 4 |
| 10—Canisius H.S. 1   | 2—Lockport H.S. 4   |
| 7—De Veaux Coll. 3   | 7—De Veaux Coll. 5  |
| 15—Hutchinson H.S. 9 | 3—Technical H.S. 4  |
| 6—Technical H.S. 5   |                     |

**Loyola H. S., Baltimore, Md.**

- |                        |                     |
|------------------------|---------------------|
| 2—Towson H.S. 10       | 4—McDonough Inst. 9 |
| 7—Gilman Sch. 1        | 14—Franklin H.S. 7  |
| 15—Dunham's Sch. 3     | 1—Baltimore Poly 4  |
| 3—Towson H.S. 6        | 9—Mt. St. Mary's 3  |
| 1—Baltimore Poly 0     | 10—Marston Sch. 0   |
| 1—Balto. City Coll. 10 |                     |

**Medford (Mass.) High School**

- |                     |                      |
|---------------------|----------------------|
| 19—Wellesley H.S. 0 | 16—Melrose H.S. 4    |
| 5—Everett H.S. 1    | 9—Malden H.S. 3      |
| 3—Somerville H.S. 1 | 7—St. John's Prep 0  |
| 6—Rockland H.S. 2   | 4—Somerville H.S. 7  |
| 2—Rindge Tech 5     | 5—Everett H.S. 6     |
| 11—Woburn H.S. 2    | 7—Newton H.S. 11     |
| 20—Melrose H.S. 3   | 14—Malden H.S. 2     |
| 11—Malden H.S. 5    | 12—Rindge Tech 1     |
| 12—Everett H.S. 13  | 11—Somerville H.S. 6 |
| 13—Wakefield H.S. 3 | 12—Melrose H.S. 4    |
| 12—Rindge Tech 3    | 12—Boston E.H.S. 2   |

**Mercersburg (Pa.) Academy**

- |                         |                           |
|-------------------------|---------------------------|
| 5—P. & R. R.R. League 4 | 20—Boys' Latin (Balto.) 0 |
| 5—Aircraft A.C. 0       | 12—Carlisle Indians 6     |
| 0—Bethlehem Prep 0      | 4—Blue Ridge Team 1       |
| 11—Carlisle Indians 1   | 11—Millersville N.S. 1    |
| 2—Massanutten A.C. 0    | 4—Kiski School 2          |
| 5—Wyoming Sem. 4        |                           |

**Montclair (N. J.) Academy**

- |                       |                         |
|-----------------------|-------------------------|
| 19—Horace Mann Sch. 3 | 0—Barringer H.S. 9      |
| 7—East Orange H.S. 4  | 12—Bordentown M.I. 13   |
| 6—New York M.A. 8     | 1—St. Benedict's Prep 8 |
| 11—Stevens Sch. 7     | 1—Hoboken H.S. 0        |
| 16—Pingry Sch. 7      |                         |

**Montclair (N. J.) High School**

- |                         |                      |
|-------------------------|----------------------|
| 12—Kingsley Sch. 9      | 9—New Bruns. H.S. 4  |
| 0—No. Plainfield H.S. 1 | 7—New Bruns. H.S. 1  |
| 3—South Side H.S. 6     | 12—Plainfield H.S. 0 |
| 3—South Side H.S. 4     | 6—Plainfield H.S. 2  |
| 2—East Orange H.S. 3    | 5—Battin H.S. 3      |
| 8—East Orange H.S. 7    | 2—Battin H.S. 1      |
| 1—Barringer H.S. 0      | 1—Dickinson H.S. 2   |
| 2—Barringer H.S. 3      | 2—Dickinson H.S. 1   |

**Morris H. S., New York City**

- |                      |                      |
|----------------------|----------------------|
| 1—Dickinson H.S. 7   | 0—DeWitt Clinton 6   |
| 2—DeWitt Clinton 7   | 4—Curtis H.S. 0      |
| 8—Curtis H.S. 11     | 5—H.S. of Commerce 2 |
| 4—Stuyvesant H.S. 5  | 5—Blair Acad. 0      |
| 2—Evander Childs 12  | 3—Stuyvesant H.S. 0  |
| 5—H.S. of Commerce 6 | 6—Evander Childs 5   |
| 2—Townsend Harris 5  | 9—Townsend Harris 0  |

**Moses Brown Sch., Providence, R. I.**

- |                          |                       |
|--------------------------|-----------------------|
| 2—Worcester Class. 1     | 5—Huntington H.S. 1   |
| 4—Pomfret 2              | 11—E. Greenwich Ac. 1 |
| 3—La Salle 6             | 13—Powder Point 3     |
| 2—West Warwick 1         | 16—Killingly H.S. 0   |
| 7—Worcester North H.S. 4 | 3—Technical H.S. 2    |

**Mount Vernon (N. Y.) High School**

- |                      |                       |
|----------------------|-----------------------|
| 9—Alumni 3           | 14—Mamaroneck H.S. 12 |
| 4—New Roch. H.S. 2   | 7—Concordia Prep 4    |
| 5—Yonkers H.S. 15    | 8—Yonkers H.S. 14     |
| 10—Mamaroneck H.S. 2 | 3—Wh. Plains H.S. 5   |
| 12—Wh. Plains H.S. 8 | 6—New Rochelle 7      |
| 14—National Prep 4   | (17 in.)              |

**New Brunswick (N. J.) High School**


- |                       |                       |
|-----------------------|-----------------------|
| 7—Rutgers Fresh. 10   | 3—South Side H.S. 1   |
| 20—Freehold H.S. 11   | 7—Neptune H.S. 12     |
| 10—Bound Brook H.S. 3 | 5—Battin H.S. 6       |
| 1—Trenton H.S. 4      | 24—Rahway H.S. 3      |
| 18—Woodbridge H.S. 6  | 1—Montclair H.S. 5    |
| 4—Plainfield H.S. 2   | 3—Rutgers Prep 2      |
| 5—Battin H.S. 4       | 4—South Side H.S. 3   |
| 10—Plainfield H.S. 9  | 20—Jamesburg H.S. 1   |
| 4—Montclair H.S. 9    | 13—St. Peter's H.S. 9 |

**Newton H. S., Newtonville, Mass.**

- |                      |                       |
|----------------------|-----------------------|
| 14—Needham H.S. 4    | 3—Lynn Classical 2    |
| 3—Cambridge H.S. 6   | 15—Allen School 4     |
| 2—Boston H. & L. 6   | 9—M.I.T. 1921 3       |
| 4—Watertown H.S. 0   | 3—Boston Coll. H.S. 2 |
| 21—Brown & Nichols 9 | 3—Cambridge H.S. 8    |
| 10—Lynn English 0    | 5—Somerville H.S. 1   |
| 11—Dorchester H.S. 1 | 5—Peabody H.S. 0      |
| 4—Cambridge H.S. 0   | 12—Medford H.S. 7     |
| 5—Huntington 1       | 3—H.S. of Commerce 2  |

**New York Mil. Acad., Cornwall**

- |                      |                       |
|----------------------|-----------------------|
| 6—St. Peter's H.S. 8 | 5—Braden Sch. 6       |
| 1—Bushwick H.S. 5    | 5—Middletown H.S. 2   |
| 8—Montclair H.S. 6   | 0—West Point Plebes 2 |
| 29—McKenzie Sch. 0   | 2—Firthcliffe Club 1  |
| 17—Irving Sch. 7     | 7—Boys' H.S. 4        |
| 4—Xavier H.S. 9      |                       |



(1) ST. IGNATIUS COLLEGE, CLEVELAND, OHIO—1, D. Gallagher; 2, Haynes, Mgr.; 3, Stasney; 4, Jacobson; 5, O'Donnell; 6, Craft; 7, Hanley; 8, Koehler; 9, Simmerley; 10, Jordan; 11, Andrews, Capt.; 12, Budjinski; 13, Mahoney; 14, Gill; 15, Patton. (2) MOUNT VERNON (N. Y.) HIGH SCHOOL—1, W. Corrigan, Mgr.; 2, Stewart; 3, Bajusz; 4, Tucker; 5, L. C. Bowman, Coach; 6, Miney; 7, Winters; 8, Sharer; 9, Holmes; 10, H. K. Breckenridge, Asst. Mgr.; 11, Taylor; 12, Doyle; 13, Knobloch Capt.; 14, Rippe; 15, O'Reilly. (3) NEW BRUNSWICK (N. J.) HIGH SCHOOL—1, Durson; 2, Becker; 3, Wel- A. Reed, Coach; 4, Battison; 5, Van Sickle; 6, Nixon; 7, Wisheart, Capt.; 8, Herman; 9, Newburg; 10, Lambert; 11, Wel- ler; 12, Friedburg; 13, Reisfeld, Mgr. (4) MORRIS H.S., NEW YORK CITY—1, Mr. Kranz, Coach; 2, M. Cohen; 3, Krass- ner; 4, Goldfarb; 5, Stewart; 6, Robinson, Mgr.; 7, Caulway; 8, Fine, Asst. Mgr.; 9, Press; 10, Sternberg; 11, McIntyre; 12, P. Cohen; 13, Thompson; 14, Torpy. (5) TRENTON (N. J.) HIGH SCHOOL.



**North High School, Syracuse, N. Y.**

- |                     |                    |
|---------------------|--------------------|
| 13—Technical H.S. 4 | 5—Central H.S. 6   |
| 3—Central H.S. 2    | 7—Rochester E.H. 3 |
| 2—Utica F.A. 0      | 11—Central H.S. 4  |
| 8—Technical H.S. 3  |                    |

**Pawling (N. Y.) School**

- |                     |                    |
|---------------------|--------------------|
| 8—Manual Train. 2   | 32—Fordham Prep 1  |
| 7—Torrington 0      | 6—Hotchkiss Sch. 2 |
| 9—Wh. Plains H.S. 5 | 6—Kent School 5    |
| 14—Choate Sch. 0    | 9—Taft School 0    |
| 11—Crosby H.S. 2    | 9—Hamilton Sch. 1  |
| 18—Rutgers Res. 0   | 3—Hotchkiss Sch. 4 |

**Peddie Inst., Hightstown, N. J.**

- |                         |                     |
|-------------------------|---------------------|
| 9—Hill School 13        | 2—Poly Prep 0       |
| 11—Dickinson H.S. 14    | 1—Lawrenceville 2   |
| 8—Central H.S. 0        | 6—Bethlehem Prep 2  |
| 8—Princeton Prep 14     | 1—Princeton Prep 3  |
| 6—St. Benedict's Prep 4 | 10—Evander Childs 4 |
|                         | 4—Atl. City H.S. 0  |

**Penn Charter Sch., Philadelphia**

- |                       |                       |
|-----------------------|-----------------------|
| 9—Central H.S. 3      | 20—Friends' Central 1 |
| 9—Friends' Central 5  | 25—St. Luke's Sch. 0  |
| 4—U. of P. Fresh. 10  | 4—Swarthmore Prep 5   |
| 8—Brown Prep 4        | 8—Episcopal Acad. 2   |
| 7—Germantown Ac. 6    | 9—Lansdowne H.S. 2    |
| 6—Chest. Hill Acad. 4 | 11—Germantown Ac. 0   |
| 1—Frankford H.S. 2    | 9—Episcopal Acad. 0   |

**Phillips Exeter Acad., Exeter, N. H.**

- |                     |                        |
|---------------------|------------------------|
| 18—Lowell Textile 1 | 17—Fort Constitution 0 |
| 4—Tilton Sem. 1     | 17—Brewster Acad. 1    |
| 5—Camp Devens 0     | 6—Portland H.S. 2      |
| 14—Lawrence Acad. 2 | 14—Rindge Tech 3       |
| 9—Cushing Acad. 0   | 7—Bumkin Island 5      |
| 5—Goddard Sem. 0    | 10—Andover 1           |

**Poly Prep, Brooklyn, N. Y.**

- |                      |                      |
|----------------------|----------------------|
| 3—Adelphi Acad. 4    | 11—St. Paul's Sch. 4 |
| 10—Manual Train. 0   | 2—Stevens Sch. 1     |
| 3—Boys' H.S. 1       | 0—Peddie 2 (11 inn.) |
| 1—Commercial H.S. 0  | 3—Princeton Prep 5   |
| 1—New Utrecht 6      | 6—Erasmus Hall 8     |
| 13—St. John's Prep 0 | 8—U.S.S. Arimis 2    |

**Pomfret Sch., Pomfret Cen., Conn.**

- |                      |                      |
|----------------------|----------------------|
| 3—Hartford H.S. 1    | 2—Clark 1            |
| 15—Dean 2nd 3        | 0—Middlesex 2        |
| 2—Moses Brown Sch. 4 | 4—Roxbury Sch. 2     |
| 5—Norwich Acad. 1    | 10—Worcester Com. 6  |
| 3—Huntington 2       | 4—Taft School 2      |
| 6—Bartlett H.S. 2    | 12—Allen School 3    |
| 6—Assumption Coll. 2 | 8—Springfield H.S. 1 |

**Princeton (N. J.) Prep School**

- |                            |                    |
|----------------------------|--------------------|
| 18—Central H.S. (Phila.) 0 | 14—Peddie Inst. 8  |
| 18—Haverford Sch. 9        | 9—Blair Acad. 2    |
| 14—Swarthmore Prep 4       | 9—Fordham Prep 2   |
| 4—Princeton Fresh. 2       | 7—Princeton A.C. 5 |
| 13—McBurney Sch. 2         | 5—Poly Prep 3      |
|                            | 3—Peddie Inst. 1   |

**Rutgers Prep, New Brunswick, N. J.**

- |                          |                                  |
|--------------------------|----------------------------------|
| 5—Rahway H.S. 9          | 5—St. Peter's H.S. 1             |
| 3—St. Benedict's Prep 15 | 2—New Brunswick H.S. 3 (12 inn.) |
| 8—Rahway H.S. 6          | 5—St. Peter's H.S. 11            |
| 3—Yonkers H.S. 9         |                                  |

**St. Ignatius Coll., Cleveland, Ohio**

- |                      |                  |
|----------------------|------------------|
| 4—Western Reserve 3  | 5—Polish Sem. 20 |
| 9—Hiram 4            | 7—Hiram 4        |
| 4—Assumption Coll. 7 | 1—Polish Sem. 8  |

**St. Joseph's Coll., Collegeville, Ind.**

- |                       |                      |
|-----------------------|----------------------|
| 7—Logansport 0        | 0—Indiana Normal 7   |
| 6—St. Xavier 13       | 3—St. Viator Coll. 4 |
| 8—St. Viator Coll. 16 | 2—St. Xavier 3       |
| 3—Hammond 7           | 9—Ind. Harbor Tri. 8 |
| 2—St. Xavier 1        | 6—Alumni 1           |

**St. Paul's School, Garden City, N. Y.**

- |                     |                   |
|---------------------|-------------------|
| 3—Hempstead 4       | 4—Poly Prep 7     |
| 11—Kingsley Sch. 10 | 5—N. Y. Aggies 7  |
| 18—Newton Sch. 3    | 5—Trinity Sch. 3  |
| 5—Boys' H.S. 3      | 5—Manual Train. 6 |
| 7—Hotchkiss Sch. 5  | 9—Morristown 2    |
| 9—Carlton Acad. 0   |                   |

**Stuyvesant H. S., New York City**

- |                       |                      |
|-----------------------|----------------------|
| 1—Evander Childs 6    | 23—Curtis H.S. 13    |
| 2—DeWitt Clinton 3    | 2—Evander Childs 11  |
| 5—Morris H.S. 4       | 5—H.S. of Commerce 6 |
| 9—H.S. of Commerce 11 | 11—Townsend Harris 3 |
| 11—Curtis H.S. 4      | 4—DeWitt Clinton 5   |
| 20—Townsend Harris 5  | 5—Morris H.S. 6      |

**Swarthmore (Pa.) Prep School**

- |                        |                       |
|------------------------|-----------------------|
| 11—Episcopal Acad. 4   | 15—Bordentown M.I. 4  |
| 5—Penn Charter 4       | 10—Pennington Sch. 12 |
| 5—Germantown Friends 5 | 1—Chestnut Hill 4     |
| 6—Westtown Sch. 4      | 0—George Sch. 18      |
| 8—Radnor H.S. 3        | 3—Girard Coll. 4      |
| 9—Swarth. Scrubs 6     | 4—Princeton Prep 14   |

**Tome School, Port Deposit, Md.**

- |                       |                        |
|-----------------------|------------------------|
| 0—Dunham Latin 3      | 5—Central H.S. 15      |
| 7—U. of P. Fresh. 8   | 4—Haverford Sch. 3     |
| 7—McDonough Sch. 1    | 2—Lawrenceville Sch. 6 |
| 2—Cheltenham H.S. 10  | 3—Gilman Sch. 2        |
| 3—Army-Navy Prep 2    | 0—Chester H.S. 2       |
| 11—Wilmington H.S. 15 | 0—Balto. City Coll. 12 |
| 3—Hill School 5       |                        |

**Trenton (N. J.) High School**

- |                     |                     |
|---------------------|---------------------|
| 4—New Bruns. H.S. 1 | 1—Dickinson H.S. 0  |
| 2—George Sch. 3     | 4—Pennington Sem. 7 |
| 10—Lakewood H.S. 8  | 4—Bordentown M.I. 1 |
| 2—Pennington Sem. 1 | 2—Rider-Moore 1     |
| 8—Camden H.S. 10    |                     |

**Westfield (N. J.) High School**

- |                       |                  |
|-----------------------|------------------|
| 3—Bound Brook 16      | 8—Horace Mann 11 |
| 10—Woodbridge 3       | 21—Spartan 2     |
| 2—North Plainfield 18 | 8—Rahway 15      |
| 8—Cranford 3          | 13—Spartan 6     |
| 3—Plainfield 8        | 3—Roselle 0      |
| 3—Roselle 2           |                  |

**Williamson Sch., W'mson Sch., Pa.**

- |                     |                  |
|---------------------|------------------|
| 8—Villanova Prep 7  | 0—George Sch. 6  |
| (10 inn.)           | 1—Girard Coll. 6 |
| 8—Phila. Art Tex. 2 | 3—Alumni 2       |
| 8—P.I.D. 2          |                  |

# Harvard-Princeton-Yale Dual Series

COMPILED BY PARKER H. DAVIS.

## SCORES HARVARD-YALE SERIES, 1868-1919

		HARVARD.			YALE.			HARVARD.			YALE.								
		R. H. A. E.			R. H. A. E.			R. H. A. E.			R. H. A. E.								
July	25, 1868..	25	...	...	17	...	...	June	23, 1888..	0	3	19	6	8	13	20	3		
July	5, 1869..	41	...	...	24	...	...	June	26, 1888..	3	6	14	5	5	6	19	3		
July	4, 1870..	24	...	...	22	...	...	May	25, 1889..	3	3	21	7	15	14	19	4		
July	5, 1871..	22	...	...	19	...	...	June	20, 1889..	3	6	19	..	5	8	31	6		
June	1, 1872..	32	...	...	13	...	...	June	22, 1889..	5	9	25	3	7	10	18	3		
June	8, 1872..	19	...	...	17	...	...	June	25, 1889..	4	5	16	8	8	4	21	5		
May	24, 1873..	16	11	...	15	11	...	May	17, 1890..	0	5	19	9	8	9	16	1		
May	31, 1873..	29	20	...	5	3	...	May	31, 1890..	9	11	22	4	8	9	18	3		
July	14, 1874..	0	4	...	4	12	...	June	21, 1890..	4	5	23	7	3	6	10	5		
July	15, 1874..	4	7	...	7	9	...	June	24, 1890..	1	1	13	6	7	11	17	10		
June	26, 1875..	4	3	...	9	16	...	June	28, 1890..	3	8	19	6	4	11	15	..		
June	28, 1875..	4	7	...	11	9	...	1891—No games.											
June	3, 1876..	4	5	13	10	3	3	11	5	June	23, 1892..	5	10	9	3	4	1	14	2
June	26, 1876..	6	6	14	11	7	8	14	8	June	27, 1892..	3	5	9	3	4	6	11	2
July	1, 1876..	5	7	11	8	1	2	10	12	June	24, 1893..	3	1	9	4	2	3	16	3
May	26, 1877..	0	0	14	10	5	7	22	3	June	27, 1893..	0	3	6	4	3	7	13	3
June	22, 1877..	10	8	13	5	1	3	17	6	July	1, 1893..	6	7	21	4	4	7	12	4
June	30, 1877..	5	9	14	8	2	4	16	6	June	2, 1894..	1	4	10	7	5	6	12	2
May	18, 1878..	3	6	7	5	4	8	16	11	June	26, 1894..	0	2	13	2	2	5	11	2
May	25, 1878..	5	5	13	4	11	15	12	6	June	20, 1895..	4	6	13	4	7	15	6	5
June	24, 1878..	11	9	10	3	3	8	17	10	June	25, 1895..	0	2	11	6	5	7	9	2
June	26, 1878..	9	10	13	1	2	8	14	6	1896—No games.									
June	29, 1878..	16	15	15	7	3	5	12	6	June	23, 1897..	7	8	7	5	5	8	12	3
May	10, 1879..	5	6	15	7	11	17	23	8	June	27, 1897..	10	5	9	3	8	10	10	4
May	17, 1879..	2	4	9	4	..	6	22	4	June	22, 1898..	9	12	11	2	4	13	8	6
June	23, 1879..	5	9	13	10	9	9	18	5	June	28, 1898..	0	6	13	4	7	14	15	2
June	25, 1879..	7	6	13	4	3	7	20	5	July	2, 1898..	1	7	9	2	3	8	13	4
June	28, 1879..	9	12	19	4	4	7	14	10	June	22, 1899..	0	5	7	1	2	6	14	1
May	15, 1880..	4	10	22	10	21	21	33	6	June	27, 1899..	4	6	12	1	3	8	19	3
May	29, 1880..	1	8	16	4	2	5	13	5	July	1, 1899..	13	15	10	3	10	8	16	8
June	28, 1880..	3	7	16	1	1	2	17	3	June	2, 1900..	5	7	12	3	15	13	19	4
June	30, 1880..	0	1	17	4	3	4	21	3	June	26, 1900..	3	6	9	3	0	4	12	1
May	14, 1881..	14	11	15	8	9	11	14	7	June	30, 1900..	5	14	9	1	2	9	14	1
May	25, 1881..	5	7	12	5	8	9	14	4	June	20, 1901..	7	11	13	2	3	6	12	4
May	17, 1882..	10	12	18	5	7	12	18	8	June	25, 1901..	3	6	6	0	0	1	11	5
June	22, 1882..	4	8	22	3	5	4	14	5	June	20, 1902..	2	4	14	5	7	7	19	4
May	12, 1883..	0	3	11	6	3	7	14	3	June	24, 1902..	10	13	14	2	4	9	15	3
May	26, 1883..	1	4	17	6	5	8	14	2	June	28, 1902..	6	6	11	6	5	8	13	3
June	21, 1883..	1	2	12	7	4	6	19	11	June	18, 1903..	5	9	14	4	2	7	12	3
June	26, 1883..	0	4	14	4	1	6	3	1	June	23, 1903..	10	11	15	3	6	6	9	4
May	10, 1884..	1	10	18	4	8	2	15	7	June	23, 1904..	5	4	11	3	3	2	9	1
May	17, 1884..	8	10	12	6	7	11	14	10	June	28, 1904..	1	8	11	1	6	12	9	1
June	2, 1884..	17	18	21	4	4	9	14	10	July	2, 1904..	5	10	13	2	0	5	15	3
June	23, 1884..	2	6	21	2	6	10	19	6	June	22, 1905..	1	4	6	2	1	5	11	3
June	27, 1884..	2	5	17	6	4	6	13	6	June	27, 1905..	2	4	12	13	7	7	14	4
May	16, 1885..	12	12	29	7	4	6	16	23	June	21, 1906..	1	4	11	1	3	10	17	2
June	20, 1885..	16	18	23	7	2	4	21	21	June	26, 1906..	2	4	16	2	3	8	18	4
May	29, 1886..	14	10	14	2	2	7	21	12	June	20, 1907..	2	9	14	1	1	6	14	2
June	19, 1886..	5	6	23	5	6	6	19	8	June	23, 1907..	6	10	9	6	14	16	16	2
June	26, 1886..	5	9	19	2	1	6	23	3	June	29, 1907..	7	10	11	3	3	6	15	3
June	29, 1886..	10	9	18	4	9	8	17	5	June	18, 1908..	5	6	7	1	1	7	13	3
July	3, 1886..	1	3	25	10	7	13	18	3	June	23, 1908..	0	3	11	1	3	7	13	..
May	14, 1887..	2	4	13	9	14	18	15	5	June	27, 1908..	9	10	15	1	5	20	21	5
June	8, 1887..	7	10	15	6	5	7	16	3	June	24, 1909..	3	6	12	3	2	4	14	4
June	25, 1887..	4	8	29	6	5	10	23	2	June	29, 1909..	0	7	10	2	4	7	12	1
June	28, 1887..	3	5	15	4	6	10	9	3	July	3, 1909..	2	12	12	5	5	9	13	1
May	19, 1888..	1	5	15	7	7	10	21	3	June	21, 1910..	5	6	11	7	12	17	13	6
June	9, 1888..	7	6	24	2	3	10	20	9	June	23, 1910..	3	4	12	4	2	4	12	2

SCORES OF HARVARD-YALE SERIES—Continued.

HARVARD.		YALE.		HARVARD.		YALE.		
R.	H. A. E.	R.	H. A. E.	R.	H. A. E.	R.	H. A. E.	
June 23, 1910..	9 14 16 6	10 11 16 1	June 20, 1914..	8 13 10 4	13 9 15 3			
June 20, 1911..	8 12 12 1	2 7 13 4	June 22, 1915..	4 10 13 3	2 7 13 2			
June 23, 1911..	4 6 12 3	1 4 9 2	June 23, 1915..	3 9 11 4	2 7 11 1			
June 18, 1912..	6 6 12 2	9 12 7 2	June 26, 1915..	0 3 12 6	13 13 10 0			
June 19, 1912..	2 7 11 3	5 8 6 2	June 20, 1916..	5 8 13 0	2 8 10 1			
June 17, 1913..	0 5 17 1	2 8 13 3	June 21, 1916..	4 4 11 2	1 6 10 2			
June 18, 1913..	4 11 17 1	3 5 17 1	1917—No games.					
June 21, 1913..	6 6 18 2	5 6 9 2	May 11, 1918..	0 2 18 4	5 10 12 3			
June 16, 1914..	1 5 12 4	6 9 11 5	June 1, 1918..	3 11 10 6	5 7 13 6			
June 17, 1914..	7 6 16 2	3 6 11 5						

132 games: Harvard 65 victories; Yale 66 victories; 1 tie.  
48 series: Harvard 26 series; Yale 19 series; 3 ties.

SCORES PRINCETON-YALE SERIES, 1868-1919

PRINCETON.		YALE.		PRINCETON.		YALE.	
R.	H. A. E.	R.	H. A. E.	R.	H. A. E.	R.	H. A. E.
June 25, 1868..	23 .. .. .	30 .. .. .	May 18, 1889..	9 7 27 9	12 10 17 7		
July 6, 1870..	26 .. .. .	15 .. .. .	May 22, 1889..	1 5 17 8	13 12 15 4		
May 10, 1873..	2 2 .. .. .	9 9 .. .. .	June 15, 1889..	5 8 17 3	6 5 18 3		
May 21, 1873..	10 9 .. .. .	9 9 .. .. .	May 3, 1890..	2 4 8 9	3 4 15 2		
Oct. 18, 1873..	18 21 .. .. .	4 9 .. 48	May 24, 1890..	1 6 13 1	0 2 17 2		
June 29, 1874..	1 4 12 .. .	16 14 14 ..	June 14, 1890..	8 10 17 6	8 11 18 2		
July 7, 1874..	3 10 15 20	11 9 21 11	June 18, 1890..	5 13 17 1	6 9 14 3		
May 26, 1875..	4 3 15 10	14 11 15 5	May 23, 1891..	1 3 7 3	4 9 13 6		
May 29, 1875..	3 8 12 8	0 0 12 6	June 6, 1891..	5 1 25 2	3 3 16 3		
May 20, 1876..	9 9 12 18	12 9 12 12	June 13, 1891..	5 14 13 6	2 6 14 2		
June 6, 1876..	3 5 14 13	13 15 11 7	May 23, 1892..	0 4 11 5	1 3 12 0		
May 23, 1877..	4 9 16 13	6 5 13 10	June 11, 1892..	1 3 19 5	3 7 16 2		
June 9, 1877..	0 6 16 20	8 9 12 8	June 17, 1892..	7 9 14 13	14 12 12 4		
May 15, 1878..	5 2 10 7	4 6 19 16	May 23, 1893..	1 5 12 4	5 6 11 2		
June 5, 1878..	2 1 14 10	10 10 20 8	June 10, 1893..	0 7 15 4	2 3 12 2		
June 21, 1878..	3 6 8 18	10 27 15 5	June 17, 1893..	7 9 14 13	14 12 12 4		
May 3, 1879..	8 7 9 18	13 10 19 18	May 21, 1894..	3 6 16 1	5 10 18 5		
May 31, 1879..	0 1 20 10	3 4 23 3	June 9, 1894..	4 7 21 2	2 7 10 4		
June 9, 1880..	1 4 13 10	8 10 18 8	June 16, 1894..	5 6 11 3	9 1 8 5		
May 7, 1881..	5 7 15 10	6 6 13 2	May 18, 1895..	0 2 13 2	1 3 1 3		
June 1, 1881..	7 6 12 8	6 9 18 5	June 8, 1895..	8 14 15 2	9 14 13 3		
May 30, 1882..	8 8 18 7	15 15 17 7	May 16, 1896..	13 13 10 0	0 2 12 9		
June 24, 1882..	8 6 10 3	7 9 16 5	May 23, 1896..	5 17 15 5	7 8 11 4		
June 27, 1882..	5 7 13 7	9 9 13 4	June 6, 1896..	5 6 11 2	0 3 3 3		
May 30, 1883..	4 7 11 7	5 5 12 7	June 13, 1896..	4 6 11 8	8 9 10 3		
June 23, 1883..	3 7 16 4	2 4 12 8	June 23, 1896..	4 8 17 2	3 8 14 5		
May 30, 1884..	3 5 20 12	16 15 16 3	June 5, 1897..	9 15 14 2	10 16 17 5		
June 19, 1884..	0 2 12 9	9 9 21 6	June 12, 1897..	16 14 14 8	8 10 15 2		
May 9, 1885..	3 7 25 15	5 6 8 16	June 19, 1897..	22 17 11 4	6 7 9 11		
June 6, 1885..	11 15 24 15	5 6 8 16	June 4, 1898..	12 13 5 5	7 8 17 3		
June 23, 1885..	15 14 24 25	13 11 15 17	June 11, 1898..	4 1 10 6	6 9 12 2		
June 2, 1886..	8 8 15 6	9 10 23 2	June 18, 1898..	3 7 10 6	8 8 10 6		
June 5, 1886..	2 6 21 9	12 10 13 5	June 3, 1899..	0 1 16 3	3 9 7 2		
April 30, 1887..	1 2 23 3	2 3 20 5	June 10, 1899..	6 7 10 2	2 5 10 3		
June 4, 1887..	0 1 13 6	15 11 19 0	June 17, 1899..	11 9 7 4	4 11 9 4		
June 11, 1887..	3 6 21 7	9 12 18 7	June 2, 1900..	9 11 11 4	3 5 14 7		
June 18, 1887..	4 6 16 7	10 9 19 3	June 9, 1900..	5 8 11 3	4 11 12 2		
April 28, 1888..	6 9 17 3	5 12 11 4	June 1, 1901..	8 8 12 6	9 9 12 6		
May 5, 1888..	4 9 23 3	10 14 20 5	June 8, 1901..	15 17 14 4	5 5 8 4		
May 26, 1888..	3 2 14 3	7 13 25 7	June 15, 1901..	5 8 14 5	2 6 9 5		
June 5, 1888..	1 3 17 6	9 8 27 3	May 30, 1902..	6 11 12 8	10 10 16 6		
June 16, 1888..	5 7 14 6	15 16 19 5	June 7, 1902..	8 11 9 2	5 8 13 4		
May 8, 1889..	14 15 17 8	11 10 15 7	June 15, 1902..	4 5 12 1	5 9 13 5		

## SCORES OF PRINCETON-YALE SERIES—Continued.

PRINCETON.		YALE.		PRINCETON.		YALE.	
R.	H. A. E.	R.	H. A. E.	R.	H. A. E.	R.	H. A. E.
May 30, 1903..	1 6 12 13	2 4 12 1	June 3, 1911..	5 6 12 2	2 5 15 2		
June 6, 1903..	10 14 13 6	6 7 10 1	June 10, 1911..	3 9 12 0	6 9 15 0		
June 13, 1902..	7 13 6 11	6 6 8 0	June 14, 1911..	1 4 18 1	0 3 8 2		
June 4, 1904..	1 3 12 4	3 7 13 2	June 1, 1912..	1 6 12 2	6 11 15 2		
June 11, 1904..	10 9 11 ..	1 7 16 6	June 8, 1912..	4 7 13 2	2 4 10 3		
June 13, 1904..	10 13 12 1	4 8 12 5	June 13, 1912..	19 17 13 3	6 9 15 4		
June 3, 1905..	13 18 14 1	2 7 9 7	May 31, 1913..	3 5 15 2	4 10 9 3		
June 10, 1905..	2 4 18 4	3 3 10 1	June 7, 1913..	0 2 9 1	0 4 7 1		
June 17, 1905..	5 4 18 6	8 11 9 2	June 9, 1913..	4 9 18 1	5 3 18 3		
June 2, 1906..	3 4 15 1	2 8 1 5	May 30, 1914..	3 5 10 1	1 7 13 0		
June 9, 1906..	3 5 13 1	2 4 18 1	June 13, 1914..	0 2 14 1	3 8 14 2		
June 1, 1907..	9 14 22 4	7 8 23 4	June 23, 1914..	1 4 13 3	0 3 12 1		
June 8, 1907..	4 5 16 2	3 7 10 4	May 29, 1915..	2 6 14 0	1 9 11 2		
June 6, 1908..	3 2 11 4	2 6 11 3	June 12, 1915..	1 3 14 1	2 3 5 0		
June 13, 1908..	2 5 13 6	8 10 13 5	June 16, 1915..	3 7 15 3	4 5 14 2		
June 16, 1908..	4 9 18 7	2 8 26 4	May 27, 1916..	2 4 11 3	5 9 8 5		
June 5, 1909..	0 9 10 3	6 3 8 1	June 10, 1916..	7 6 10 2	5 7 9 1		
June 12, 1909..	3 5 14 5	2 9 8 3	June 14, 1916..	1 4 7 2	0 1 9 2		
June 22, 1909..	2 5 15 5	5 10 13 1	1917—No games.				
June 4, 1910..	2 4 12 2	4 5 13 4	May 4, 1918..	3 6 10 3	4 4 9 3		
June 11, 1910..	6 7 11 0	1 7 13 0	May 18, 1918..	0 4 17 4	2 5 12 3		
June 17, 1910..	7 11 8 6	5 5 11 4					

128 games: Princeton 52 victories; Yale 74 victories; 2 ties.  
47 series: Princeton 20 series; Yale 24 series; 3 ties.

## SCORES HARVARD-PRINCETON SERIES, 1868-1919

HARVARD.		PRINCETON.		HARVARD.		PRINCETON.	
R.	H. A. E.	R.	H. A. E.	R.	H. A. E.	R.	H. A. E.
June 23, 1868..	17 17 9 8	16 11 ... 9	May 19, 1883..	4 9 13 11	13 10 12 7		
July 1, 1870..	26 23 ...	13 11 ...	June 1, 1883..	13 13 10 9	4 7 17 6		
May 22, 1873..	1 3 ...	3 3 ...	June 2, 1883..	4 7 17 6	5 9 10 5		
June 30, 1874..	11 16 .. 14	13 15 .. 14	May 12, 1884..	5 10 18 4	4 9 14 6		
July 2, 1874..	19 19 .. 16	4 9 .. 30	May 24, 1884..	15 12 17 6	3 2 19 8		
July 8, 1874..	8 13 ...	11 11 ...	May 22, 1885..	6 ... 10	5 ... 9		
May 15, 1875..	9 9 ...	7 10 ...	May 23, 1885..	15 11 23 13	6 7 28 7		
May 28, 1875..	10 12 ...	3 8 ...	June 2, 1885..	13 ... ..	4 ... ..		
June 8, 1876..	8 10 10 11	4 5 12 6	May 22, 1886..	0 5 17 3	3 7 18 ..		
June 27, 1876..	6 9 ...	3 3 ...	May 31, 1886..	7 12 24 7	6 8 29 5		
May 19, 1877..	7 8 5 8	5 8 13 11	May 9, 1887..	3 4 21 1	1 6 18 6		
June 8, 1877..	16 11 11 6	1 5 15 23	May 21, 1887..	18 13 15 10	11 9 20 8		
May 10, 1878..	8 9 8 5	0 2 6 18	May 30, 1887..	10 11 22 7	11 13 19 3		
May 11, 1878..	3 6 6 4	1 4 9 10	May 7, 1888..	9 4 24 1	3 8 24 4		
June 3, 1878..	10 11 17 7	2 4 18 15	May 12, 1888..	11 12 22 5	0 5 8 4		
June 4, 1878..	8 15 25 7	0 3 13 7	May 30, 1888..	15 5 24 5	4 5 24 12		
May 23, 1879..	2 5 18 18	5 4 20 7	June 2, 1888..	7 14 21 4	2 3 17 4		
May 24, 1879..	8 9 12 10	2 6 14 17	May 4, 1889..	2 4 17 9	11 8 20 8		
June 2, 1879..	3 5 13 8	3 3 13 4	May 11, 1889..	9 3 19 5	6 9 21 8		
May 21, 1880..	6 5 2 5	9 16 26 11	May 30, 1889..	6 10 20 4	7 12 17 1		
May 22, 1880..	5 6 22 1	9 7 21 6	1890-1891—No games.				
June 5, 1880..	6 8 24 12	7 6 25 8	May 7, 1892..	11 11 11 2	5 3 21 8		
May 21, 1881..	4 5 18 2	1 2 14 6	May 30, 1892..	9 11 17 1	4 3 23 7		
June 6, 1881..	5 9 20 3	6 8 18 6	May 6, 1893..	7 7 11 5	0 4 17 7		
June 7, 1881..	6 11 18 5	3 5 16 4	May 30, 1893..	9 11 11 3	8 10 16 8		
May 19, 1882..	4 6 14 13	9 7 23 9	May 5, 1894..	5 7 10 5	12 14 18 7		
May 20, 1882..	14 13 23 9	13 14 7 9	May 30, 1894..	10 10 17 4	4 7 15 4		
June 3, 1882..	3 6 20 7	9 8 15 2	June 6, 1894..	11 13 11 3	4 6 11 2		
May 5, 1882..	9 9 15 4	5 10 13 8	May 11, 1895..	2 7 11 4	7 8 14 4		
May 18, 1883..	5 6 12 3	6 6 10 12	May 30, 1895..	2 7 11 9	14 16 16 1		

## SCORES OF HARVARD-PRINCETON SERIES—Continued.

		HARVARD.				PRINCETON.						HARVARD.				PRINCETON.			
		R.	H.	A.	E.	R.	H.	A.	E.			R.	H.	A.	E.	R.	H.	A.	E.
May	9, 1896..	9	7	7	8	17	17	10	5	May	25, 1907..	3	7	12	6	8	12	9	3
May	30, 1896..	6	14	16	5	8	17	31	6	May	16, 1908..	0	1	13	1	3	4	17	1
June	18, 1896..	2	8	15	5	4	7	16	1	May	23, 1908..	0	3	13	1	4	6	14	0
May	15, 1897..	3	4	15	4	6	6	15	4	May	16, 1909..	6	5	9	..	0	2	13	5
May	29, 1897..	7	10	16	3	4	10	14	5	May	21, 1909..	4	9	9	3	1	0	12	2
June	1, 1897..	0	2	13	0	2	6	13	3	May	14, 1910..	2	6	7	2	6	4	11	10
May	14, 1898..	2	7	19	3	12	13	11	2	May	23, 1910..	1	3	10	5	7	8	6	2
May	28, 1898..	2	3	17	6	9	11	13	1	May	20, 1911..	0	3	16	1	5	7	6	0
May	13, 1899..	2	6	11	3	10	10	14	3	May	29, 1912..	1	3	14	4	5	7	13	0
May	27, 1899..	2	5	20	6	12	14	11	4	May	23, 1913..	7	16	9	1	0	3	16	3
May	26, 1900..	4	3	12	2	0	4	8	1	May	23, 1914..	4	9	11	1	1	5	16	2
June	13, 1900..	2	7	14	3	9	9	13	3	May	25, 1915..	4	7	18	1	2	7	14	3
1901—No games.										June	5, 1915..	3	6	13	1	0	4	12	3
June	11, 1902..	0	2	6	3	7	5	9	0	June	18, 1915..	8	11	18	2	3	6	10	2
May	23, 1903..	5	7	6	6	6	7	14	3	May	20, 1916..	9	9	11	3	5	12	10	6
May	28, 1904..	6	9	7	5	7	9	14	3	June	3, 1916..	5	8	12	0	1	6	10	2
May	20, 1905..	6	4	12	1	1	4	12	1	1917—No games.									
May	19, 1906..	6	10	11	6	3	10	13	3	April	27, 1918..	8	10	12	7	7	5	13	5
May	26, 1906..	0	2	11	4	5	6	13	3	May	25, 1918..	0	4	11	10	16	13	9	1
May	18, 1907..	0	3	8	1	1	4	14	0										

96 games: Harvard 52 victories; Princeton 43 victories; 1 tie.

44 series: Harvard 20 series; Princeton 19 series; 5 ties.

## Records of Dual Series

### ANDOVER VS. EXETER.

	A.	E.		A.	E.		A.	E.		A.	E.
1878—	1	12	1886—	6	7	1897—	6	12	1903—	1	0
1879—	10	8	1887—	22	6	1898—	8	2	1904—	1	2
1880—	9	2	1888—	6	4	1899—	11	8	1905—	6	4
1881—	13	3	1889—	2	0	1900—	9	5	1906—	3	2
1882—	5	7	1890—	Nogame		1901—	5	8	1907—	3	2
1883—	16	5	1891—	7	1	1902—	3	5	1908—	5	3
1884—	13	3	1892—	10	5				1909—	3	5
1885—	1	9	1893 to 1896	No games					1910—	5	4
									1911—	5	4
									1912—	5	4
									1913—	4	5
									1914—	0	7
									1915—	2	10
									1916—	1	2
									1917—	Nogame	
									1918—	1	10

### ARMY VS. NAVY.

	A.	N.		A.	N.		A.	N.		A.	N.
1901—	4	3	1905—	5	9	1909—	7	3	1912—	8	7
1902—	3	5	1906—	8	5	1910—	2	0	1913—	2	1
1903—	Nogame		1907—	6	5	1911—	7	1	1914—	8	2
1904—	8	2	1908—	5	16				1915—	6	5
									1916—	13	3
									1917 and 1918	No games.	

1901 game at Annapolis; 1902 at West Point; subsequent games, even years at Annapolis, odd at West Point.

### CHICAGO VS. MINNESOTA.

	C.	M.		C.	M.		C.	M.		C.	M.
1894—	4	2	1901—	3	9	1908—	0	0	1913—	3	7
1899—	12	0	1906—	9	6	1909—	3	2	1914—	5	2
1900—	4	1	1907—	1	9	1910—	3	1	1915—	6	3
1901—	4	6		9	15				1916 to 1918	No games	

### CHICAGO VS. WISCONSIN.

	C.	W.		C.	W.		C.	W.		C.	W.
1893—	6	10	1899—	9	6	1903—	9	1	1908—	6	3
	11	5	1900—	5	9		10	4	1913—	6	2
1894—	16	6		5	2	1904—	10	6	1914—	2	†3
	2	12	1901—	5	6		2	4	1909—	5	1
1895—	8	2		9	8	1905—	2	3	1910—	5	3
	5	16		4	1		2	12	1911—	3	0
1896—	9	5	1902—	7	8		5	0	1912—	3	0
1897—	5	0		4	5		3	2	1913—	15	6
	18	2	1903—	10	7	1907—	7	1	1914—	4	14
1899—	8	2							1915—	3	5
									1916—	18	7
									1917 and 1918	3	2
									No games		

### COLGATE VS. HAMILTON.

	C.	H.		C.	H.		C.	H.		C.	H.
1898—	7	8	1901—	7	1	1905—	7	5	1909—	18	0
	0	2	1902—	6	5		10	2	1910—	4	3
	8	2		11	1	1906—	10	8	1911—	2	0
1899—	4	16	1903—	8	3	1907—	3	2	1912—	3	2
1900—	12	23		3	9	1908—	8	5	1913—	8	2
	13	9	1904—	15	3		4	6	1914—	3	2
1901—	17	3		8	0	1909—	4	5	1915—	5	6
									1916—	9	2
									1917 and 1918	7	0
									No games	4	2

### CORNELL VS. COLUMBIA.

	C.	Col.		C.	Col.		C.	Col.		C.	Col.
1904—	0	2	1908—	10	3	1912—	13	3	1914—	2	0
1905—	0	7		3	4	1913—	1	6	1915—	1	*2
1906—	5	0	1909—	5	3		5	14	1916—	2	0
	3	2	1910—	2	1				1917—	Nogame	
1907—	4	0	1911—	8	3				1918—	6	3
										9	1
										5	4

\*10 innings. †11 innings.

## HARVARD VS. CORNELL.

H.	C.	H.	C.	H.	C.	H.	C.	H.	C.
1887—6	5	1896—11	2	1901—11	8	1906—4	5	1909—5	2
1892—3	0	1897—10	4	1902—11	1	1907—0	1	1910—1	2
1893—20	3	1898—5	8	1903—16	3	1908—1	0	1910—8	1
1896—15	6	1899—7	2	1905—5	1	1908—1	0		

## HARVARD VS. PRINCETON.

H.	P.	H.	P.	H.	P.	H.	P.	H.	P.
1868—17	16	1880—5	9	1886—7	6	1895—2	14	1907—0	1
1870—26	13	1881—6	7	1887—3	1	1896—6	17	1907—3	8
1873—1	3	1882—2	7	1888—18	11	1897—6	8	1908—0	3
1874—11	13	1883—4	1	1889—10	11	1898—8	5	1909—0	4
19	4	1884—5	6	1890—9	3	1899—2	4	1910—6	0
8	11	1885—6	3	1891—11	0	1900—3	6	1910—4	1
1875—9	7	1886—4	9	1892—15	4	1901—7	4	1910—2	6
10	3	1887—13	14	1893—7	2	1902—0	2	1911—1	7
1876—8	4	1888—3	9	1894—2	11	1903—2	12	1911—0	5
11	10	1889—9	5	1895—9	6	1904—2	9	1912—1	5
1877—7	5	1890—5	6	1896—6	7	1905—2	10	1913—7	0
16	1	1891—4	13	1897—4	3	1906—2	12	1914—4	1
1878—8	0	1892—13	4	1898—11	5	1907—4	0	1915—4	2
3	1	1893—3	5	1899—9	4	1908—2	9	1916—3	0
10	2	1894—5	4	1900—7	0	1909—0	7	1917—8	3
8	0	1895—15	3	1901—9	8	1910—5	6	1918—9	5
1879—2	5	1896—6	5	1902—5	12	1911—6	7	1919—5	1
3	2	1897—15	6	1903—10	4	1912—6	7	1920—8	7
8	3	1898—13	4	1904—11	4	1913—6	8	1921—0	16
1880—6	19	1899—0	3	1905—2	7	1914—0	5		

## HARVARD VS. UNIVERSITY OF PENNSYLVANIA.

H.	P.	H.	P.	H.	P.	H.	P.	H.	P.
1886—9	0	1894—7	26	1898—2	3	1902—1	0	1913—3	1
1888—7	6	1895—3	11	1899—2	1	1903—6	0	1914—3	4
9	1	1896—7	11	1900—0	3	1904—9	0	1915—2	12
1889—12	1	1897—8	3	1901—7	6	1905—5	1	1916—7	6
1892—7	2	1898—8	3	1902—9	5	1906—7	5	1917—6	5
1893—12	12	1899—11	3	1903—6	1	1907—4	1	1918—2	0
6	7	1900—2	0	1904—10	3	1908—4	0	1919—4	0
10	4	1901—6	2	1905—11	3	1909—2	1	1920—1	1917 and 1918
14	8	1902—8	0	1906—8	5	1910—2	1	No games	

## ILLINOIS VS. CHICAGO.

I.	C.	I.	C.	I.	C.	I.	C.	I.	C.
1893—3	2	1899—9	2	1903—9	5	1907—6	5	1911—7	1
1894—0	6	1900—11	1	1904—7	6	1908—3	0	1912—11	4
18	17	1901—4	1	1905—2	1	1909—8	7	1913—5	1
1896—6	9	1902—10	3	1906—11	0	1910—6	2	1914—5	4
4	10	1903—9	4	1907—13	4	1911—12	1	1915—7	3
1897—5	9	1904—15	3	1908—11	15	1912—3	1	1916—3	6
9	5	1905—17	6	1909—9	9	1913—6	7	1917—7	6
1898—9	5	1906—8	7	1910—9	4	1914—1	3	1918—7	8
5	12	1907—5	2	1911—11	8	1915—0	2	1919—1	†2
4	6	1908—2	0	1912—8	2	1916—5	1	1920—4	3
1	13	1909—5	6	1913—0	2	1917—7	2	1921—3	4
1899—4	2	1910—2	3	1914—8	0	1918—6	3	1922—4	1
11	9	1911—10	1	1915—8	2	1919—2	1	1923—2	2
3	9	1912—15	1	1916—7	0	1920—2	*1	1924—1	1916 to 1918
		1913—4	3	1917—10	0	1921—4	3	No games	

\*17 innings. †12 innings.

## LAFAYETTE VS. LEHIGH.

Lf.	Lh.	Lf.	Lh.	Lf.	Lh.	Lf.	Lh.	Lf.	Lh.
1872—34	16	1891—3	14	1898—7	16	1906—4	2	1912—2	4
88	20	1892—3	9	1899—3	2	3	0	1	3
1873—29	10	3	18	7	6	5	3	8	2
1875—8	7	5	4	3	2	2	1	2	1
16	4	1893—3	5	1900—9	8	3	4	0	4
1877—5	2	7	2	5	9	2	4	3	2
1879—0	10	4	10	3	4	12	5	1	2
1885—13	5	11	17	1901—14	1	1908—8	0	3	4
6	2	5	8	6	3	0	3	3	1
1886—23	4	1894—7	5	5	1	7	4	2	8
9	1	5	11	1902—5	2	1909—2	0	7	4
1887—12	6	14	6	4	1	2	0	5	*4
1888—22	5	5	9	1903—10	5	14	2	2	9
8	5	1895—6	9	0	2	1910—3	0	1	4
1889—5	8	4	6	2	3	13	0	4	16
16	2	1	3	1904—4	2	8	1	4	11
1890—0	2	1896—27	6	3	2	1911—2	0	1	21
4	4	21	6	1905—15	0	1	7	8	4
1891—9	5	5	4	11	1	5	0	7	9
15	5	1898—4	18	10	6	1912—1	5	9	3
3	2	12	4						

## MERCERSBURG VS. LAWRENCEVILLE.

M.	L.	M.	L.	M.	L.	M.	L.	M.	L.
1906—0	4	1909—16	0	1911—3	6	1913—10	1	1915—7	1
1907—7	1	1910—6	0	1912—1	0	1914—2	6	1916 to 1918	
1908—2	†3							No games	

## MICHIGAN VS. CHICAGO.

M.	C.	M.	C.	M.	C.	M.	C.	M.	C.
1894—3	2	1897—1	4	1900—18	11	1903—7	9	1905—7	3
1895—1	13	5	3	3	2	12	4	5	7
6	4	24	1901—6	6	7	4	4	7	2
1896—3	7	1898—5	4	10	6	1904—9	4	3	2
6	0	2	4	6	3	2	4	3	9
9	2	4	2	5	3	5	8	4	5
3	7	4	1	1902—7	14	5	4		
5	10	1900—6	9	4	8	1905—3	2		
1897—3	5	11	11	7	8	7	6		

## MICHIGAN VS. CORNELL.

M.	C.	M.	O.	M.	C.	M.	O.	M.	O.
1890—2	1	1897—1	6	1901—14	2	1909—6	5	1915—2	5
1891—8	6	1899—8	7	11	9	1910—0	5	1916—0	0
1893—2	8	10	7	1902—9	10	1913—6	2	6	13
5	6	5	10	2	5	5	3	4	2
1894—1	14	1900—7	2	7	4	1914—3	0	1917 and 1918	
1895—1	2	7	8	1903—9	8	3	2	No games	
11	0	11	1	2	2	1915—1	2		
1897—2	14	1901—5	12	1908—2	3	2	0		

## MICHIGAN VS. ILLINOIS.

M.	I.	M.	I.	M.	I.	M.	I.	M.	I.
1892—18	0	1896—20	3	1899—4	2	1902—3	7	1905—3	1
1893—6	5	1897—0	3	1900—7	3	0	2	1	0
10	3	1898—4	3	7	3	6	7	2	1
1894—12	8	0	3	6	12	1903—2	8	3	7
10	5	0	3	5	6	2	9	2	3
1895—6	6	1899—3	7	1901—9	7	14	10	8	7
11	2	2	1	7	1	1904—6	10	8	4
1896—5	3	4	3	4	3	1	7	6	0

\*16 innings. †20 innings.



MICHIGAN VS. MINNESOTA.

Mic.	Min.	Mic.	Min.	Mic.	Min.	Mic.	Min.
1893—37	7	1893—12	14	1895—14	4	1901—5	1

MICHIGAN VS. SYRACUSE.

M.	S.	M.	S.	M.	S.	M.	S.	M.	S.
1901—4	8	1910—1	2	1912—5	3	1914—4	2	1915—0	*0
1903—2	0	1910—6	4	1912—6	3	1914—8	6	1915—2	12
2	0	1910—4	2	1912—4	7	1914—7	2	1916—5	7
1909—8	2	1911—5	3	1913—1	5	1915—0	0	1916—0	3
5	2	1911—4	5	1913—14	1	1915—2	2	1917 and 1918	9
1	2	1911—0	5	1913—10	8	1915—6	1	No games	
1910—1	2	1911—0	5	1913—15	1	1915—3	9		

MICHIGAN VS. WISCONSIN.

M.	W.	M.	W.	M.	W.	M.	W.	M.	W.
1882—20	8	1895—10	3	1899—4	6	1901—10	2	1905—3	2
20	6	1895—3	2	1899—21	1	1903—5	4	1905—4	3
1892—7	4	1896—7	3	1899—6	1	1903—15	5	1905—1	3
1893—15	4	1896—7	2	1900—1	7	1904—0	4		
15	4	1897—5	15	1900—13	16	1904—3	1		
1894—9	8	1897—14	15	1901—0	6	1905—4	3		

PRINCETON VS. CORNELL.

P.	C.	P.	C.	P.	C.	P.	C.	P.	C.
1888—4	0	1898—3	0	1902—5	1	1906—3	1	1913—11	4
1891—5	2	1898—11	6	1902—18	6	1906—2	2	1914—2	6
1893—3	2	1899—3	0	1903—3	10	1908—5	4	1915—4	7
1894—17	7	1899—5	7	1903—2	1	1911—3	2	1915—1	0
1895—6	5	1900—11	7	1904—2	1	1911—9	9	1915—3	8
1896—10	12	1900—7	0	1904—7	8	1912—2	0	1916—0	1
22	2	1901—21	2	1905—4	0	1912—2	3	1917 and 1918	1
1897—6	2	1901—1	6	1905—3	4	1913—7	1	No games	
15	4								

PRINCETON VS. UNIVERSITY OF PENNSYLVANIA.

P.	U.P.	P.	U.P.	P.	U.P.	P.	U.P.	P.	U.P.
1879—21	8	1890—3	8	1903—3	7	1908—3	1	1913—0	2
16	3	1891—4	6	1904—3	8	1909—3	4	1914—0	7
1886—9	10	1892—2	5	1905—7	4	1910—3	4	1915—5	2
9	3	1892—0	6	1905—6	0	1910—2	3	1915—8	5
10	4	1893—8	1	1906—6	0	1911—6	6	1916—6	5
1887—7	7	1893—20	8	1906—2	3	1911—10	8	1917 and 1918	2
19	5	1893—5	4	1907—2	3	1912—2	7	No games	
1888—10	5	1893—2	4	1907—5	1	1912—8	0		
1889—11	2	1894—4	3	1908—6	0	1913—3	2		
16	11	1894—9	12	1908—8	6	1913—9	12		

RUTGERS VS. NEW YORK UNIVERSITY.

R.	N.Y.	R.	N.Y.	R.	N.Y.	R.	N.Y.	R.	N.Y.
1893—13	4	1901—3	8	1904—12	7	1912—6	6	1916—6	5
1395—8	6	1902—7	1	1906—5	12	1913—10	5	1917 and 1918	4
1898—7	12	1903—4	10	1909—2	0	1914—4	0	No games	
1899—2	4	1903—16	16	1910—5	2	1915—5	2		
1900—10	11	1904—3	8	1910—4	12	1915—7	1		
8	14	1904—4	5	1910—4	0	1915—9	0		

RUTGERS VS. STEVENS INSTITUTE.

R.	S.	R.	S.	R.	S.	R.	S.	R.	S.
1881—6	3	1892—1	2	1910—5	3	1912—13	1	1914—2	4
16	12	1892—1	6	1910—3	7	1913—3	1	1915—1	8
1884—4	3	1893—1	10	1911—4	3	1913—5	3	1916—5	2
22	16	1908—12	3	1911—1	3	1913—2	4	1916—6	7
1887—14	15	1909—2	9	1911—4	8	1914—15	2	1917 and 1918	13
1888—8	12	1909—2	0	1912—12	1	1914—5	0	No games	
1891—7	10								

\*11 innings. †12 innings. ‡14 innings.

## UNION VS. HAMILTON.

U.	H.	U.	H.	U.	H.	U.	H.	U.	H.
1884—10	3	1898—16	13	1906—9	4	1911—11	1	1915—4	*3
	8		12		9		15		14
	3	1899—13	3	1907—14	5	1912—1	8	1916—9	0
1885—4	20	7	12	1908—9	5		14	4	8
1888—4	9	1904—10	4		11	0	3	1917—6	0
	3		15	1909—8	0	1913—0	5	0	2
1889—11	7	1905—12	3		4	1	2	1918—4	7
	3		7	1910—3	7	1914—3	2	5	3

## UNIVERSITY OF PENNSYLVANIA VS. COLUMBIA.

P.	C.	P.	C.	P.	C.	P.	C.	P.	C.
1904—2	1	1908—2	0	1912—15	2	1914—0	5	1915—1	4
1905—0	1	1909—8	0	1913—2	1		†8	1916—2	2
1906—0	10	1910—7	8		4	0	5	*4	1917 and 1918
1907—6	4	1911—8	1	1914—1	6	1915—0	4	No games	

## UNIVERSITY OF PENNSYLVANIA VS. CORNELL.

P.	C.	P.	C.	P.	C.	P.	C.	P.	C.
1888—20	5	1896—10	4	1901—14	4	1908—9	4	1913—3	4
	8		11	1902—4	2	1909—0	1		7
1890—13	8		26	1903—3	11	1910—0	6	1914—1	3
	13		10	1903—5	7		2		4
1891—6	2	1897—2	6		1	4	2		2
1892—11	1	1898—2	0	1904—3	2	1911—1	1	1915—7	5
1893—2	5		7		5	0	5		6
	5		3	1905—1	3		8		3
	3	1899—6	4		3	1	2	1916—0	3
1894—10	13		8	1906—1	2	1912—6	2		3
	6	0	1900—5	6		1	3		2
1895—1	5		6	4	1907—1	3		8	1917 and 1918
	14	8	1901—13	7	1908—11	5	1913—6	5	No games

## WILLIAMS VS. AMHERST.

W.	A.	W.	A.	W.	A.	W.	A.	W.	A.		
1878—3	9	1891—10	14	1896—5	3	1902—4	5	1909—0	2		
1881—4	9		3		4	1903—Nogame			0		
1885—12	6		2	1897—4	3	1904—11	4	1910—4	0		
	9		0		7		7		2		
1886—6	4	1892—4	2		5	4	1905—2	7	1911—1	2	
	11		6		11	7		1	8	11	
1887—10	6		3	1898—6	5		3	5	1912—0	2	
	5		1		20	8		0	4	2	
	3	1893—2	10		4	1		3	2	1913—2	12
	7		11		3	9	1906—2	0	1	0	2
1888—4	4		2	1899—8	10		3	1	1914—3	8	
	3		0		10	7		3	2	6	4
	4	1894—5	2		10	6		0	7	1915—6	12
	6		1		4	0	1907—1	7	1	6	6
	7		11	1900—6	5		3	7	1916—0	5	5
	8		2		11	1		4	1	3	2
	8	1895—5	8		5	4		0	0	1917—6	5
	8		2		6	0	1908—6	4	3	5	5
	4		6	1901—7	6		4	1	6	4	4
	10		4		0	10		2	1	12	6
	3	1896—10	9		2	3		3	10	1918—Nogame	
	8		7		2	13					

## YALE VS. CORNELL.

Y.	C.	Y.	C.	Y.	C.	Y.	C.	Y.	C.	
1887—9	1	1909—4	3	1911—5	6	1913—4	1	1915—22	5	
1892—5	1		0		1	0	3	0	1916—4	2
1906—2	1	1910—6	4	1912—4	1	1914—2	9		7	1
1907—1	2		0		2	1	1915—0	*1	1917—Nogame	
									1918—4	1

\*10 innings. †12 innings.

YALE VS. HARVARD.

Y.	H.	Y.	H.	Y.	H.	Y.	H.	Y.	H.
1883-3	0*	1887-6	3†	1894-2	0*	1903-6	10*	1911-1	4*
5	1†	1888-7	1*	1895-7	4*	1904-2	5†	1912-9	6*
4	1†		3†		0*		6		5
1	0*		0†	1896-No game			0	1913-2	0*
2	1**		5	1897-5	7†	1905-1	1†	3	†14†
23	9†	1889-15	3*	8	10*	7	2†	5	6**
1884-8	1†		5	1898-4	9†	1906-3	1†	1914-6	1*
7	8*		7		0*		3		7†
4	17†		8		4*	1907-1	2†	13	8†
6	2*	1890-8	0*	1899-2	0†		14	1915-2	4*
4	2††		8		3		3		3†
1885-4	12*		3		4*	1908-3	5†	13	0††
2	16†		7	1900-15	5†		3	1916-2	5*
1886-2	14†		4		3*		5		1
6	5*	1891-No game			2	1909-2	3†	1917-No game	4†
1	5†	1892-0	5†	1901-3	7†		4	1918-5	0†
9	10*		4		0		5		3*
7	1	1893-3	0*	1902-7	0†	1910-12	5†		
1887-14	2*		3†		4		2		
5	7†		4		5		10		
5	4†	1894-5	1†	1903-2	5†	1911-2	8*		

\*At New Haven. †At Cambridge. ‡At Philadelphia. ||At Hartford.  
 ¶At Springfield. \*\*At New York. ††At Brooklyn. †††14 innings. ¶¶At Boston.

YALE VS. PRINCETON.

Y.	P.	Y.	P.	Y.	P.	Y.	P.	Y.	P.
1868-30	23*	1884-16	3†	1891-2	5*	1900-3	9*	1909-5	2†
1870-15	26*		9	1892-1	0*		4	1910-1	6†
1873-9	2†	1885-5	3*		3	1901-9	8*		5
9	10*		5		12†		5	1911-2	5*
4	18†		13	1893-5	1*		2		3†
1874-16	1§	1886-9	8†		2	1902-10	6*		0
11	3¶		12		14		5	1912-6	1*
1875-14	4†	1887-2	1†	1894-5	3*		5		4†
0	3*		15		2	1903-2	1*		6
1876-12	9†		9		9		6	1913-4	**3*
13	3*		9	1895-1	0*		6		††0†
1877-6	4†		10		9	1904-3	1*		†14†
8	0*	1888-5	6†	1896-0	13†		1	1914-1	3*
1878-4	5†		10		7		4		0†
10	2*		7		0	1905-2	18*		0
10	3		9		8		3	1915-1	2*
1879-13	8†		15		3		8		1†
3	0*	1889-11	14†	1897-10	9*	1906-2	3*		4
1880-8	1*		12		8		2	1916-5	2*
1881-6	5*		6		8	1907-7	9*		5
6	7†	1890-3	2*	1898-7	12*		3		0
1882-15	8†		0		6	1908-2	3†	1917-No game	1†
7	8†		8		8		8	1918-4	3†
9	5*		6	1899-8	0*		2		0*
1883-5	4†	1891-4	1*		2	1909-6	0*		
2	3†		3		4		2		

\*At New Haven. †At Princeton. ‡At New York. §At Hartford. ||At Hoboken. ¶At Brooklyn. \*\*10 innings. ††6 innings. †††12 innings.



(1) CONCORDIA PREPARATORY SCHOOL, BRONXVILLE, N. Y.—1, Rast; 2, Schumm; 3, Schwolert, Capt.; 4, Degenhardt; 5, Heintze; 6, Romoser; 7, Bajus; 8, Kretzman; 9, Ludwig; 10, Gatzke; 11, Keyl. (2) SWARTHMORE (PA.) PREPARATORY SCHOOL—1, Harry, Coach; 2, McGinley; 3, White; 4, Harris; 5, Schindler; 6, Klare; 7, Judges, Mgr.; 8, McNeill; 9, Terry; 10, Gerhart, Capt.; 11, Yarnell; 12, Barbot. (3) ST. JOSEPH'S COLLEGE, COLLEGEVILLE, IND.—1, C. Holthouse, Mgr.; 2, Lear; 3, O'Brien; 4, Howard; 5, Rose; 6, Vonderhaar; 7, Reichert; 8, Hogan, Capt.; 9, Kleni; 10, Fehrenbacher; 11, Wellman; 12, Vetter; 13, E. Caron, Mascot. (4) CHELTEMHAM H.S., ELKINS PARK, PA.—1, Pent; 2, Turner; 3, C. Kellenback; 4, J. Kellenback; 5, Lowry; 6, Benson; 7, Cleeland; 8, Roth; 9, Blelock; 10, Brown; 11, Mr. Barton, Coach; 12, Unger, Capt.; 13, Miller, Mgr.; 14, Westphal; 15, Waldis; 16, Groff; 17, Lazar; 18, Keller; 19, Snyder.

# Captains, Coaches and Managers of Collegiate Teams

COLLEGE.	CAPTAIN.	POSITION.	COACH.	MANAGER.
Beloit, Wis.			O. B. Littick (Ohio Wes.)	B. Aldrich
Brown, Providence, R. I.	B. N. Coulter.	Catcher.	H. E. Patten (Brown)	F. B. Sherman, Jr.
Case School, Cleveland, Ohio	R. T. McCune	Catcher.	H. F. Pasini (Springfield)	E. A. Cronin
Colby, Waterville, Me.	W. Driscoll.		F. C. Allen (Lowell Club)	
Colgate, Hamilton, N. Y.			W. C. Hammond (Colgate)	
College of the City of New York			J. H. Deering (Manhattan)	
Colorado Coll., Colorado Springs			C. J. Rothgeb.	
Cornell, Ithaca, N. Y.			Dr. A. H. Shary (Yale)	B. M. Eagle
Dartmouth, Hanover, N. H.			Dr. A. J. Ranney (Dartmouth)	
Eureka, Eureka, Ill.			G. H. Pritchard (Ohio Northern)	G. H. Pritchard
Gallaudet, Washington, D. C.			J. M. Thurber (Colgate)	W. A. Burton
Geneva, Beaver Falls, Pa.	C. Ferguson.	Pitcher.	William Cooper (Gallaudet)	A. Rosen
Hamilton, Clinton, N. Y.	J. Farsman.	Second base.	P. H. Bridenbaugh (F. and M.)	M. R. Glover
Heidelberg, Tiffin, Ohio.	W. L. Jean.	Center field.	O. J. Newton (Ohio State)	Charles Leckrone
Holy Cross, Worcester, Mass.	E. Bowen.	Outfield.	Jesse Burkett.	T. J. Faherty
Indiana Univ., Bloomington			G. L. Rathbun (Indiana)	E. O. Stiehm
James Millikin, Decatur, Ill.			N. G. Wann (Earlham)	N. G. Wann
Lafayette, Easton, Pa.	Querrey	Catcher.	Lew Wendell (N. Y. Giants)	E. D. Griffith
Macatester, St. Paul, Minn.	F. L. Keating	Left field.	E. W. Johnson (Macalester)	
Miami, Oxford, Ohio.	Stanley McKie.	First base.	G. L. Rider (Olivet)	Vernon Canter
Michigan Agri., East Lansing.	John Hammes.		G. E. Gauthier (M.A.C.)	G. E. Gauthier
Mt. St. Mary's, Emmitsburg, Md.	Cogan		M. J. Thompson (Georgetown)	F. L. Nolan
New York Univ., New York City	F. J. Egan	Right field.	Prof. F. E. Kowalke (N. Western)	B. Christopher
Northwestern, Watertown, Wis.	Erich Falk	Left field.	Jacob Speelman (Missouri)	Fred Brandt
Oberlin, Oberlin, Ohio.			L. W. St. John (Wooster)	L. C. Sleetman
Ohio State Univ., Columbus.	Tex Gipson	Pitcher.	Simon Panxitis (Pennsylvania)	K. T. Finn
Pennsylvania Military, Chester.	M. A. Fuller.	Outfield.	F. T. Dawson (Princeton)	L. T. Wilcox
Princeton, Princeton, N. J.	W. Bade.	Third base.	Ward Lambert (Wabash)	J. W. Edwards
Purdue, Lafayette, Ind.	R. E. Markley.	Center field.	Jack Reed (Holy Cross)	S. L. Smith
Rensselaer Poly Inst., Troy, N. Y.	B. Mackay	Eight field.	Rev. Bro. Eadbert (La Salle)	Bro. Eadbert
Rock Hill, Ellicoft City, Md.	B. Cockey	Pitcher.	John F. Smith.	
Rutgers, New Brunswick, N. J.	Weller	Shortstop.	Joseph Oeschger (St. Mary's)	F. A. Mahoney
St. Anselm's, Manchester, N. H.			Fred Seip (S.W.P.U.)	Prof. A. Lesousky
St. Mary's, Oakland, Cal.	F. Kupersmidt.	Third base.	Elmer Berry (Springfield)	Mercer Gwin
St. Mary's, St. Mary, Ky.	William Lynn	Second base.		
Southwestern Presb., Clarksville, Tenn.	Carlson	Pitcher.		
Springfield, Springfield, Mass.				

CAPTAINS, COACHES AND MANAGERS OF COLLEGIATE TEAMS—Continued.

COLLEGE.	CAPTAIN.	POSITION.	COACH.	MANAGER.
Swarthmore, Swarthmore, Pa.	E. C. Carris.	Catcher.	F. L. Bettger.	H. S. Webster
Syracuse Univ., Syracuse, N. Y.	D. McMurray.	Catcher.	L. S. Carr (Syracuse-Hobart).	W. L. Driver
Texas A. and M., College Station.	Lukens	Pitcher.	D. V. Graves (Missouri)	Walling
Throop, Pasadena, Cal.	H. H. Ford.	Shortstop.	R. F. Call (Throop)	R. P. Wood
Tufts, Medford, Mass.	H. Wittner.	Catcher.	J. Tamsett (N. Y. State League).	K. H. Gorham
Union, Schenectady, N. Y.	W. S. Murray.	Center field.	Hans Lubert.	E. B. Fitzpatrick
U. S. Military Academy, West Point, N. Y.	V. R. Blakeslee.	Center field.	W. R. Lush.	R. H. Hillenkoetter
U. S. Naval Academy, Annapolis, Md.	E. Boedicker.	Left field.	Frederick Sefton (Colgate)	E. Mitchell
Univ. of Akron, Akron, Ohio.	L. Slomaker.	Second base.	J. F. McKale (Albion)	J. F. McKale
Univ. of Arizona, Tucson	W. U. Hudson.	Shortstop.	Claire Goodwin (California)	W. M. Christie
Univ. of California, Berkeley	Zerfoss	Shortstop.	James Park (Kentucky)	Fleger
Univ. of Kentucky, Lexington.	K. T. Knode	Shortstop.	C. L. Lundgren (Illinois)	
Univ. of Michigan, Ann Arbor.	P. Murray	Pitcher.	W. G. Kline (Nebraska)	
Univ. of Nebraska, Lincoln	Geo. McCullough.	Second base.	Jesse Harper (Chicago)	K. K. Rockne
Univ. of Notre Dame, Notre Dame, Ind.	H. H. Gwathmey	Catcher.	W. J. Disch	H. W. Bruce
Univ. of So. California, Los Angeles.	James Kirk.	Shortstop.	L. C. Poles (Ohio Wes.)	R. M. Gilliam
Univ. of Texas, Austin	Charles Whitmore.	Third base.	C. A. McGeehan (Villanova)	R. D. Logge
Univ. of Wooster, Wooster, Ohio.	I. E. Rodgers.	Shortstop.	C. A. Bernier (Va. Tech)	C. A. McGeehan
Villanova, Villanova, Pa.	A. C. McKinney.	Pitcher.	J. R. Townsend (Iowa State)	D. C. Billman
Virginia Polytechnic Inst., Blacksburg.	R. H. Boyd.	Center field.	R. E. Bowles (Wm. Jewell)	H. A. Stansbury
Wabash, Crawfordsville, Ind.			Burnside Winslow (Yale)	R. E. Bowles
West Virginia Univ., Morgantown.				T. B. Rutherford
William Jewell, Liberty, Mo.				Mr. Sargeant
Worcester Poly Inst., Worcester, Mass.				
Yale Univ., New Haven, Conn.				

## Captains, Coaches and Managers of Scholastic Teams

SCHOOL.	CAPTAIN.	POSITION.	COACH.	MANAGER.
Atlantic City H. S., Atlantic City, N. J.	Daniel Bader.	Pitcher.	Arthur Chenoweth.	Sloan Stewart
Bailey Mfl. Inst., Greenwood, S. C.	W. Erwin.	Right field.	H. M. Grey (Davidson).	H. M. Grey
Blair Academy, Blairtown, N. J.	J. W. Barrett.	Third base.	E. Gage (Dartmouth).	F. McDonald
Bloomfield H. S., Bloomfield, N. J.	Edward Morse.	Catcher.	Otto Walrath.	Albert Garlock
Bloomsburg State Nor., Bloomsburg, Pa.	Kester.	First base.	John Weimer (Gettysburg).	W. B. Sutliff
Central H. S., Washington, D. C.	Ernest Shafer.	Pitcher.	C. A. Metzler (Central H. S.)	J. H. Donnelly

CAPTAINS, COACHES AND MANAGERS OF SCHOLASTIC TEAMS—Continued.

SCHOOL.	CAPTAIN.	POSITION.	COACH.	MANAGER.
Cheltenham H. S., Elkins Park, Pa.	John Cleeland.	Second base.		Hartman Bensen
Commercial H. S., Brooklyn, N. Y.	Polisky	Catcher.	A. J. Bove.	W. Heintze
Concordia Prep, Bronxville, N. Y.	E. Van Rosencrance	Pitcher.	C. E. Lillis.	Roger Pratt
Dickinson H. S., Jersey City, N. J.	Thomas Murphy	Pitcher.	W. G. Cleaver (Pennsylvania)	William Kenney
East Stroudsburg (Pa.) State Normal.	F. V. Bradley	Second base.	J. P. B. Dunn (Tufts)	W. J. Sullivan
English H. S., Boston, Mass.	H. Travis.	Pitcher.	Rudolph Falkenhagen	Howard Lott
Frankford H. S., Philadelphia, Pa.			W. H. Gildersleeve (Wesleyan)	John Landrine
Hackensack H. S., Hackensack, N. J.			Alfred Duschatko (C.C.N.Y.)	R. J. Fitzsimmons
H. S. of Commerce, New York City.	James Ingram	Third base.	S. V. White (Princeton)	Samuel Hunnes
Hill School, Potstow, Pa.	D. Taylor.	Second base.	Engene Carsons (Penn State)	John Anderson
Lafayette H. S., Buffalo, N. Y.	John Gillis.	Catcher.	Roger Pippin (Maryland)	William Berry
Loyola H. S., Baltimore, Md.	Colgate Craig	Catcher.	J. E. Mansfield (Holy Cross)	
Medford H. S., Medford, Mass.	M. Ritchie.	Third base.	A. E. Hanks.	
Mercersburg Acad., Mercersburg, Pa.	Morris Cohen.	Third base.	L. G. Saunders (Columbia)	C. H. Garrison
Montclair Academy, Montclair, N. J.	J. G. Howland.	First base.	F. E. Pierce (Amherst)	P. Tully
Montclair H. S., Montclair, N. J.	Richard Holmes.	Second base.	S. H. Waughrel (Marietta)	E. P. Fine
Morris H. S., New York City.	Albert Herman.	Pitcher.	L. C. Bowman (Colgate)	R. F. Rodman
Moses Brown School, Providence, R. I.	F. Sawyer.	Pitcher.	Carl A. Reed (Springfield)	Hervey Breckenridge
Mount Vernon H. S., Mount Vernon, N. Y.	F. Busto.	Shortstop.	A. E. Dickinson (Brown)	Kenneth Jennings
New Brunswick H. S., New Brunswick, N. J.	Wm. Van Leugen.	First base.	Victor Schmid (Bucknell)	E. H. Learnard
Newton H. S., Newtonville, Mass.	F. R. Spates.	Pitcher.	H. I. La Ment (Williams)	M. Noble
New York Military Academy, Cornwall.	I. Greenlee.	Catcher.	E. A. Rogers (Princeton)	R. L. Vilas, Jr.
North H. S., Syracuse, N. Y.	Robert Collet.	Second base.	E. N. Merritt (Yale)	T. Leonard
Pawling School, Pawling, N. Y.	T. F. Oakes.	Pitcher.	John Carney	W. E. G. Miller
Peddle Institute, Hightstown, N. J.	G. L. Carey, Jr.	Catcher.	H. Bohnet (Williams)	S. P. Fordyce
Penn Charter School, Philadelphia, Pa.	H. A. Fischler.	Second base.	D. S. Pond (Princeton)	L. G. Baldwin, Jr.
Phillips Exeter Academy, Exeter, N. H.			G. F. Green.	E. N. Chapman, Jr.
Poly Prep, Brooklyn, N. Y.			M. E. Midkiff (Colgate)	W. B. Millard, Jr.
Pomfret School, Pomfret Center, Conn.			A. J. Scheldler.	M. E. Midkiff
Princeton Prep, Princeton, N. J.			A. J. Scheldler.	J. L. Polski
Rutgers Prep, New Brunswick, N. J.			E. E. Smith (Vermont)	Longstreet Hinton.
St. Ignatius College, Cleveland, Ohio			G. E. Cooley (St. Lawrence)	A. Bay
St. Joseph's College, Collegeville, Ind.			Mr. Phillips (Haverford)	W. C. Roxly
St. Paul's School, Garden City, N. Y.			George Taylor (Amherst)	J. J. MacDonald
Stuyvesant H. S., New York City.			H. A. Stine (Springfield)	Shumam
Swarthmore Prep, Swarthmore, Pa.			A. L. Logan (Williamson)	Gordon Carr
Tome School, Port Deposit, Md.				Frank Barsby
Trenton H. S., Trenton, N. J.				
Westfield H. S., Westfield, N. J.				
Williamson School, Williamson School, Pa.				

# OFFICIAL NATIONAL LEAGUE SCHEDULE, 1919

	AT BOSTON	AT BROOKLYN	AT NEW YORK	AT PHILADELPHIA	AT PITTSBURGH	AT CINCINNATI	AT CHICAGO	AT ST. LOUIS
BOSTON.....	May 1,2,3,5 July 4,10,15,7 Aug. 27,28	May 6,7,8 June 24,25,26 Sept. 1,1,1,2,3	May 9,10,12 June 23,24,25,26 July 28 Aug. 29,30	May 9,10,12 June 23,24,25,26 July 28 Aug. 29,30	June 18,19,20,21 Aug. 1,2,4 Sept. 8,9,10	June 14,15,16,17 July 29,30,31 Sept. 12,13,14	June 6,7,8,9 Aug. 5,6,7 Sept. 19,20,21	June 10,11,12,13 Aug. 8,9,10 Sept. 15,16,17
BROOKLYN.....	April 19,19 April 23,24,25,26 June 2,3,4 Sept. 27	May 29,30,30,31 July 1,2,3 Sept. 4,5,6	April 28,29,30 July 24,25,26 Sept. 23,24,25,26	April 28,29,30 July 24,25,26 Sept. 23,24,25,26	June 10,11,12,13 Aug. 8,9 Sept. 15,16,17,22	June 6,7,8,9 Aug. 5,6,7 Sept. 19,20,21	June 18,19,20,21,22 July 30,31; Aug. 1 Sept. 12,13	June 14,15,16,17 Aug. 2,3,4 Sept. 8,9,10
NEW YORK.....	April 28,29,30 June 27,28,30 Sept. 23,24,25,26	May 9,10,12 June 24,25,26 July 28 Aug. 29,30	April 28,29,30 July 24,25,26 Sept. 23,24,25,26	April 23,24,25,26 July 14,15,7 Aug. 27,28	June 5,6,7,9 July 29,30,31 Sept. 18,19,20	June 10,11,12,13,22 Aug. 1,2,3 Sept. 15,16	June 14,15,16,17 Aug. 8,9,10 Sept. 8,9,10	June 18,19,20,21 Aug. 5,6,7 Sept. 12,13,14
PHILADELPHIA.....	May 29,30,30,31 July 1,2,3 Sept. 4,5,6	May 6,7,8 June 27,28,30 Sept. 1,1,1,2,3	May 1,2,3,5 June 2,3,4 Sept. 27,29,30	May 1,2,3,5 June 2,3,4 Sept. 27,29,30	June 14,16,17 Aug. 5,6,7,11 Sept. 11,12,13	June 18,19,20,21 Aug. 8,9,10 Sept. 8,9,10	June 10,11,12,13 Aug. 2,3,4 Sept. 14,15,16	June 6,7,8,9 July 30,31; Aug. 1 Sept. 19,20,21
PITTSBURGH....	May 17,19,20,21 July 17,18,19 Aug. 13,14,15	May 22,23,24 July 8,9,10,11 Aug. 20,21,22	May 26,27,28 July 12,14,15,16 Aug. 23,25,26	May 13,14,15,16 July 21,22,23 Aug. 16,18,19	May 26,27,28 July 12,14,15,16 Aug. 23,25,26	April 27,28,29,30 June 1,26 July 6,27,28 Aug. 31	April 23,24,25,26 May 11; June 2,3,4 June 29 Sept. 7	May 4,5,6 June 22,23,24,25 Sept. 26,27,28
CINCINNATI.....	May 22,23,24 July 8,9,10,11 Aug. 20,21,22	May 13,14,15,16 July 17,18,19 Aug. 16,18,19	May 17,19,20,21 July 21,22,23 Aug. 13,14,15	May 26,27,28 July 12,14,15,16 Aug. 23,25,26	May 29,30,30,31 June 27,28 July 25,26 Aug. 30	June 30; July 1,2 Sept. 1,1,1, 2,3	May 8,9,10 June 30; July 1,2 Sept. 1,1,1, 2,3	May 1,2,3 June 2,3,4,5 Sept. 5,6,7
CHICAGO.....	May 26,27,28 July 12,14,15,16 Aug. 23,25,26	May 17,19,20,21 July 21,22,23 Aug. 13,14,15	May 13,14,15,16 July 17,18,19 Aug. 16,18,19	May 22,23,24 July 8,9,10,11 Aug. 20,21,22	May 1,2,3 May 12 July 3,14,4,5 Sept. 5,6	May 4,5,6,7 June 23,24,25 Sept. 26,27,28	May 130,30,31 June 1 July 25,26,27,28 Sept. 22,23	May 130,30,31 June 1 July 25,26,27,28 Sept. 22,23
ST. LOUIS.....	May 13,14,15,16 July 21,22,23 Aug. 16,18,19	May 26,27,28 July 12,14,15,16 Aug. 23,25,26	May 22,23,24 July 8,9,10,11 Aug. 20,21,22	May 17,19,20,21 July 17,18,19 Aug. 13,14,15	May 8,9,10 July 30; July 1,2 Sept. 1,1,1,2	April 23,24,25,26 May 11; June 29 July 3,14,4,5	April 27,28,29,30 June 26,27,28 July 6 Aug. 30,31	April 27,28,29,30 June 26,27,28 July 6 Aug. 30,31

*Figures in brackets denote holidays—morning and afternoon games*



# OFFICIAL AMERICAN LEAGUE SCHEDULE, 1919

	AT CHICAGO	AT ST. LOUIS	AT DETROIT	AT CLEVELAND	AT WASHINGTON	AT PHILADELPHIA	AT NEW YORK	AT BOSTON
CHICAGO.....	April 23,24,25,26 June 26,27,28,29 Aug. 26,27	April 23,24,25,26 June 26,27,28,29 Aug. 26,27	April 27,28,29,30 June 23 June 22 Sept. 1,1,1,2	May 8,9,10,11 July 1,2,3 Aug. 29,30,31	June 18,19,20,21 Aug. 9,10,11 Sept. 9,10,11	June 14,16,17 Aug. 5,6,7,8 Sept. 12,13,15	June 5,6,7,9 July 29,30,31 Sept. 16,17,18	June 10,11,12,13 Aug. 1,2,4 Sept. 19,20,22
ST. LOUIS.....	May 1,2,3,4 July 24,25,26,27 Sept. 24,25	May 30,30,31 June 1 June 23,24,25 Sept. 5,6,7	May 30,30,31 June 1 June 23,24,25 Sept. 5,6,7	May 5,6,7 June 2,3,22 July 4,4,1 Sept. 27,28	June 5,6,7,8 July 29,30,31 Sept. 16,17,18	June 10,11,12,13 Aug. 1,2,4 Sept. 19,20,22	June 14,16,17, Aug. 5,6,7,8 Sept. 12,13,15	June 18,19,20,21 Aug. 9,11,12 Sept. 9,10,11
DETROIT. . . .	May 5,6,7 July 4,4,1,5,6 Sept. 26,27,28	May 8,9,10,11 June 30; July 1,2 Aug. 29,30,31	April 23,24,25,26 June 26,27,28,29 Sept. 24,25	May 1,2,3,4 July 24,25,26,27 Aug. 26,27	June 14,15,16,17 Aug. 5,6,7 Sept. 12,13,14	June 18,19,20,21 Aug. 1,2,4 Sept. 9,10,11	June 5,6,7,9 July 29,30,31 Sept. 16,17,18	June 10,11,12,13 Aug. 1,2,4 Sept. 19,20,22
CLEVELAND....	May 30,30,31 June 1 June 23,24,25 Sept. 5,6,7	April 27,28,29,30 June 5,6 Sept. 1,1,1,2,3	April 23,24,25,26 June 26,27,28,29 Sept. 24,25	May 17,18,19,20 July 9,10,11 Aug. 17,18,19	June 10,11,12,13 Aug. 1,2,3 Sept. 19,20,21	June 5,6,7,9 July 29,30,31 Sept. 16,17,18	June 18,19,20,21 Aug. 9,11,12 Sept. 9,10,11	June 14,16,(17,17) Aug. 5,6,7 Sept. 12,13,15
WASHINGTON ..	May 25,26,27 July 16,17,18,19 Aug. 20,21,22	May 21,22,23,24 July 20,21,22 Aug. 23,24,25	May 17,18,19,20 July 9,10,11 Aug. 17,18,19	May 14,15,16 July 12,13,14,15 Aug. 14,15,16	June 10,11,12,13 Aug. 1,2,3 Sept. 19,20,21	May 1,2,3,5 June 27,28,30 Sept. 2,3,4	May 9,10,12 July 4,4,1,5,7 Aug. 27,28,29	May 6,7,8 June 23,24,25,26 Aug. 30; Sept. 1,1,1
PHILADELPHIA.	May 17,18,19,20 Aug. 17,18,19	May 14,15,16 July 12,13,14,15 Aug. 14,15,16	May 25,26,27 July 16,17,18,19 Aug. 20,21,22	May 21,22,23,24 July 20,21,22 Aug. 23,24,25	April 23,24,25,26 May 4 June 22 July 24,25,26,27	April 28,29,30 June 23,24,25,26 Aug. 30 Sept. 25,26	May 9,10,12 July 4,4,1,5,7 Aug. 27,28,29	May 9,10,12 June 23,24,25,26 Aug. 30; Sept. 1,1,1
NEW YORK.....	May 21,22,23,24 July 20,21,22 Aug. 23,24,25	May 25,26,27 July 16,17,18,19 Aug. 20,21,22	May 14,15,16 July 12,13,14,15 Aug. 14,15,16	May 17,18,19,20 July 9,10,11 Aug. 17,18,19	May 25,30,30,31 June 1 July 1,2,3 Sept. 6,7	May 6,7,8 June 2,3,4 Sept. 27,29	May 1,2,3,5 July 24,25,26,28 Sept. 2,3	May 1,2,3,5 July 24,25,26,28 Sept. 2,3
BOSTON.....	May 14,15,16 July 12,13,14,15 Aug. 14,15,16	May 17,18,19,20 July 9,10,11 Aug. 17,18,19	May 21,22,23,24 July 20,21,22 Aug. 23,24,25	May 25,26,27 July 16,17,18,19 Aug. 20,21,22	April 27,28,29,30 June 2,3,4 Sept. 26,27,28	May 29,(30,30),31 June 1,2,3 Sept. 27,29	April 23,24,25,26 June 2,3,4 Sept. 8 Sept. 23,24	May 29,(30,30),31 June 1,2,3 July 1,2,3 Sept. 8 Sept. 23,24

*Figures in brackets denote holidays—morning and afternoon games. Star (\*) indicates double-header.*

ACCEPT NO  
SUBSTITUTE

THE SPALDING



TRADE-MARK

GUARANTEES  
QUALITY

# Spalding "Official National League" Ball

(REG. U. S. PAT. OFF.)

The  
Official Ball  
of the  
World  
Series



Adopted  
by the  
National  
League  
  
Patent  
Cork Center  
  
Patented  
August 31, 1909



No. 1. Used in all Championship games. Double  
stitched, red and black. . . . . Each, **\$2.00**  
★ \$20.00 Doz.

## SPALDING RUBBER CORE LEAGUE BALL

No. 1A. Pure Para rubber center. Wound in same manner and with same  
yarns as "Official National League." Stitched red and green. Ea., **\$1.75** ★ \$18.00 Doz.

## SPALDING

"OFFICIAL NATIONAL LEAGUE" JR. BALL  
Reg. U. S. Pat. Off.

No. B1. Patent cork center, slightly smaller in size  
than our "Official National League" (Reg. U. S. Pat. Off.)  
Ball No. 1. . . . . Each, **\$1.50**

## SPALDING MATCH

No. 4. Horsehide cover. . . . . Each, **\$1.10**

## SPALDING JUNIOR PROFESSIONAL

No. 7B. Slightly under regular size. Horsehide  
cover. Carefully made. . . . . Each, **55c.**

## SPALDING KING OF THE DIAMOND

No. 5. Full size; has horsehide cover. Each, **55c.**

No. 8. SPALDING JUNIOR. Slightly under regu-  
lar size. Karatol cover. . . . . Each, **28c.**

No. 6. STAR. Full size. Karatol cover. . . . .

Each, **28c.**

No. 11. BOYS' AMATEUR. Nearly regulation size and weight. . . . . " **22c.**

No. 12. BOYS' FAVORITE. A good boys' size; two-piece cover. . . . . " **17c.**

No. 13. ROCKET. Two-piece cover. Boys' size. . . . . " **11c.**

*The prices printed in italics opposite items marked with ★ will be quoted only  
on orders for one-half dozen or more at one time. Quantity prices not allowed on  
items not marked with ★*



No. B1  
Each, **28c.**

PROMPT ATTENTION GIVEN TO  
ANY COMMUNICATIONS  
ADDRESSED TO US

**A. G. SPALDING & BROS.**  
STORES IN ALL LARGE CITIES

FOR COMPLETE LIST OF STORES  
SEE INSIDE FRONT COVER  
OF THIS BOOK

PRICES SUBJECT TO CHANGE WITHOUT NOTICE For Canadian prices see special Canadian Catalogue

ACCEPT NO  
SUBSTITUTE

THE SPALDING



TRADE-MARK

GUARANTEES  
QUALITY

## SPALDING CATCHERS' MITTS



No. 12-0

patent laced back and thumb; leather lace, leather bound edges. Leather strap and buckle fastening ..... Each, \$8.00

No. 5-0. Semi-molded face. Special tanned olive colored face and finger-piece. brown leather back and side-piece, patent hand formed felt padding; strap-and-buckle fastening; patent laced back. Heel of hand piece felt lined. Leather bound edges..... Each, \$7.00

No. 4-0. Black leather face and finger piece, heavy leather side piece; patent hand formed felt padding; patent laced back, leather lace; strap-and-buckle fastening. Heel of hand piece felt lined. Leather bound edges..... Each, \$5.00

No. O. "Interstate." Brown leather face and finger piece; leather back and side piece; strap-and-buckle fastening; patent laced back; leather lace. Heel of hand piece felt lined. .... Each, \$4.50

No. AA. Brown leather face and finger piece, black leather back and side piece; patent laced back, leather lace; strap-and-buckle fastening..... Each, \$3.75

No. 1C. "Back-Stop." Special leather face and finger piece; oak colored leather side piece. Strap-and-buckle; patent laced back, leather lace. Each, \$3.25

No. 3. "Amateur." Oak colored leather face and finger piece; imitation leather back. Reinforced at thumb; strap-and-buckle fastening..... Each, \$2.25

No. 3A. "Public School." Oak colored leather face and fingers. Canvas back and Army gum fabric side piece. Reinforced at thumb..... Each, \$1.60

No. 4E. "Boys' Amateur." Oak colored leather face and fingers, canvas back and Army gum fabric side piece. Good size. .... Each, \$1.10

All Styles Made in Rights and Lefts

When Ordering for Left Handed Players Specify "Full Right"

PROMPT ATTENTION GIVEN TO  
ANY COMMUNICATIONS  
ADDRESSED TO US

**A. G. SPALDING & BROS.**  
STORES IN ALL LARGE CITIES

FOR COMPLETE LIST OF STORES  
SEE INSIDE FRONT COVER  
OF THIS BOOK

PRICES SUBJECT TO CHANGE WITHOUT NOTICE. For Canadian prices see special Canadian Catalogue.

## SPALDING BASEMEN'S MITTS



No. ABX

No. ABX. "Stick on the Hand." The "Stick-on-the-Hand" construction will prove of wonderful assistance. Laced, except around thumb and heel, leather lace; strap-and-buckle adjustment at thumb, with buckle at back..... Each, **\$8.50**

No. AXP. "World Series." Finest white tanned buck; leather lacing around mitt, including thumb; strap-and-buckle fastening. Leather strap support at thumb,.... Each, **\$8.00**

No. BXP. "World Series." Finest selected brown calfskin; leather lacing; strap-and-buckle fastening. Leather strap support at thumb. Each, **\$7.50**

No. BXS. "League Special." Selected brown calfskin, bound with brown leather. Leather laced, except heel; leather strap support at thumb; strap-and-buckle fastening..... Each, **\$7.00**

No. BXB. "Well Broke." Brown horse hide, bound with black leather. Leather laced, except thumb and heel. Strap-and-buckle adjustment at thumb..... Each, **\$6.50**

No. CD. "Red Oak." Oak colored leather with leather binding. Leather laced, except at thumb and heel, leather strap support at thumb. Strap-and-buckle fastening..... Each, **\$5.00**

No. CX. "Semi-Pro." Face of specially tanned smoke color leather, back of firm tanned brown leather, laced all around. Strap-and-buckle fastening. .... Each, **\$3.50**

No. CXS. "Amateur." Special oak colored leather. Correctly padded; laced, except at heel. Strap-and-buckle fastening. Each, **\$3.00**

No. DX. "Double Play." Oak tanned leather; laced all around. Strap-and-buckle fastening. Nicely padded, ..... Each, **\$2.75**

No. EX. "League Junior." Brown leather face, canvas back and inside palm laced. Strap-and-button fastening. .... Each, **\$2.25**

All Styles Made in Rights and Lefts

When Ordering for Left Handed Players Specify "Full Right"

PROMPT ATTENTION GIVEN TO ANY COMMUNICATIONS ADDRESSED TO US	<b>A. G. SPALDING &amp; BROS.</b> STORES IN ALL LARGE CITIES	FOR COMPLETE LIST OF STORES SEE INSIDE FRONT COVER OF THIS BOOK
--	---	---

ACCEPT NO  
SUBSTITUTE

THE SPALDING



TRADE-MARK

GUARANTEES  
QUALITY

## SPALDING INFIELDERS' GLOVES

No. BBH. "Honor." All horsehide, special buck tanning, including full lining, making this really the most durable and "wearable" fielders' glove ever put out. Leather welted seams, Laced at heel. . . . . Each, \$7.50

No. BB1. "World Series." Finest quality buckskin. Most carefully constructed, being of good width and length, but not clumsy. Leather lined. Welted seams. King Patent Felt Padding. Each, \$6.50

No. PXL. "Professional." Finest buckskin obtainable. Heavily padded around edges and little finger. Extra long to protect the wrist. Leather lined. Welted seams. In regular and "Cadet" fingers. Each, \$6.00



No. XLW. "League Special." Specially tanned calfskin. Extra long to protect wrist. Leather lined. Welted seams. . . . . Each, \$6.00

No. 2W. "Minor League." Smoked horsehide. Professional model; leather lined; laced at wrist; welted seams . . . . . Each, \$5.50

No. 3X. "Semi-Pro." Gray buck tanned leather. A very large model. Correctly padded; welted seams. Leather lined. . . . . Each, \$5.00

No. XL. "Club Special." Special white tanned leather; laced at wrist to adjust padding; welted seams; leather lined. . . . . Each, \$5.00

No. 4X. "Match." Black leather, specially treated. Laced at wrist. Welted seams; leather lined. . . . . Each, \$4.00

No. MO. "Ours." Made of selected oak tanned leather, leather lined. Each, \$3.25

No. XS. "Practice." Good quality tanned leather; well finished; welted seams; leather lined. . . . . Each, \$2.75

No. 15. "Regulation." Men's size. Brown tanned leather, padded; welted seams; leather lined. . . . . Each, \$2.50

No. 15R. "Regulation." Men's size. Special tanned leather, laced at wrist for padding adjustment; leather palm lined. . . . . Each, \$2.50

No. 15W. "Mascot." Men's size. Oak colored leather; leather palm lined. . . . . Each, \$2.25

No. 13. "Interscholastic." Youths' size. Oak tanned brown leather, welted seams; palm leather lined. . . . . Each, \$1.60

No. 17. "Youths." Good size; special brown tanned leather; nicely padded; palm leather lined. . . . . Each, \$1.10

An extra piece of felt padding is enclosed with each King Patent Glove.

All of above gloves are made with Diverted Seam (Pat. March 10, 1908), and have web of leather between thumb and first finger which can be cut out if not required.

Made in Rights and Lefts. When ordering for Left Handed Players Specify "Full Right."

PROMPT ATTENTION GIVEN TO  
ANY COMMUNICATIONS  
ADDRESSED TO US

**A. G. SPALDING & BROS.**  
STORES IN ALL LARGE CITIES

FOR COMPLETE LIST OF STORES  
SEE INSIDE FRONT COVER  
OF THIS BOOK

PRICES SUBJECT TO CHANGE WITHOUT NOTICE. For Canadian prices see special Canadian Catalogue



## SPALDING CATCHERS' MASKS

No. 12-CL. "Double Diamond." Has special truss supported frame besides double wiring at point where greatest strength is needed. Padding of new design. Diamond shaped opening in front of mouth..... Each, \$9.00

No. 10-0W. "World Series." Special electric welded, "Open Vision," black finish frame, including wire ear guards and circular opening in front. Weight is as light as consistent with absolute safety; padding made to conform to the face with comfort..... Each, \$7.50

No. 4-0. "Sun Protecting." Patent leather sunshade, protects eyes without obstructing view. "Open Vision," electric welded frame of finest steel wire, heavy black finish. Diamond shaped opening in front. Fitted with soft chin-pad; improved design hair-filled pads, including forehead pad, and special elastic head-band; soft chin-pad..... Each, \$6.50

No. O-P. "Semi-Pro" League. "Open Vision," electric welded best black annealed steel wire frame. Convenient opening in front of mouth. Each, \$5.00

### "Regulation League" Masks

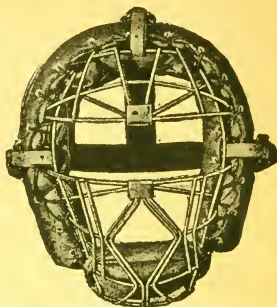
No. O-X. Men's size. "Open Vision," electric welded frame, finished in black. Leather covered pads..... Each, \$2.75

No. OXB. Youths' "Open Vision," electric welded frame, black finish. Each, \$2.75

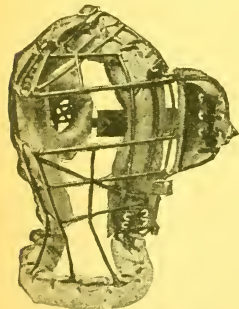
No. A. Men's. Electric welded black enameled frame. Leather covered pads. .... Each, \$2.15

No. B. Youths'. Electric welded black enameled frame, similar in quality throughout to No. A, but smaller in size. Ea., \$1.60

No. X. Electric welded black enameled frame. Leather covered pads ..... Each, \$1.10



No. 12-CL



No. UO

## SPALDING UMPIRES' MASK

No. UO. "Super-Protected." Wires in this mask support each other and are arranged according to an entirely new principle of mask construction. Eye opening is straight across with "Diamond" point wired protection. Fitted with extra padded chin protection and folding padded ear pieces. Each, \$9.00

PROMPT ATTENTION GIVEN TO  
ANY COMMUNICATIONS  
ADDRESSED TO US

**A. G. SPALDING & BROS.**  
STORES IN ALL LARGE CITIES

FOR COMPLETE LIST OF STORES  
SEE INSIDE FRONT COVER  
OF THIS BOOK

# BIG LEAGUE QUALITY"

signifies BEST in anything.



The Spalding Ball  
has been the  
Official Ball of the  
National League  
for forty years.

Are you using it?



## A. G. Spalding & Bros.

NEW YORK  
CHICAGO  
SAN FRANCISCO

and other principal cities  
of the United States



# SPALDING'S

ATHLETIC LIBRARY

A separate book covers every Athletic Sport  
and is Official and Standard

GRAND PRIZE



ST. LOUIS, 1904



GRAND PRIZE



PARIS, 1904

**SPALDING**  
**ATHLETIC GOODS**  
ARE THE STANDARD OF THE WORLD

**A. G. SPALDING & BROS.**

MAINTAIN WHOLESALE and RETAIL STORES in the FOLLOWING CITIES:

NEW YORK

CHICAGO

SAN FRANCISCO

NEWARK

INDIANAPOLIS

OAKLAND

PHILADELPHIA

ST. LOUIS

LOS ANGELES

BOSTON

DETROIT

SEATTLE

BUFFALO

CINCINNATI

PORTLAND

ALBANY

CLEVELAND

SALT LAKE CITY

ROCHESTER

COLUMBUS

DENVER

SYRACUSE

ATLANTA

KANSAS CITY

PITTSBURGH

LOUISVILLE

MILWAUKEE

BALTIMORE

DALLAS

MINNEAPOLIS

DES MOINES

WASHINGTON

NEW ORLEANS

ST. PAUL

LONDON, ENGLAND

MONTREAL, CAN.

TORONTO, CAN.

LIVERPOOL, ENGLAND

EDINBURGH, SCOTLAND

BIRMINGHAM, ENGLAND

GLASGOW, SCOTLAND

MANCHESTER, ENGLAND

PARIS, FRANCE

BRISTOL, ENGLAND

SYDNEY, AUSTRALIA

Factory and office of A. G. Spalding & Bros., and where all of Spalding's  
Trunks, Bags, Athletic Goods and many are located in the following cities:

**NEW YORK**  
**BROOKLYN**

**CHICAGO**  
**BOSTON**

**SAN FRANCISCO**  
**PHILADELPHIA**

**CHICOPEE, MASS.**  
**LONDON, ENG.**













LIBRARY OF CONGRESS



0 005 901 294 0

