

GV
B77
B8

THE



GUIDE


Vol. 2

1911



PRICE 5 CENTS

Hit the "Bull"



This "Bull" Durham sign is a facsimile of the cut-out Bulls located in the majority of the baseball parks throughout the country.

Any player who hits the bull with a fairly-batted fly ball, during a regular scheduled league game on any of the grounds where these "Bull" Durham signs are located on the field, will receive

\$50.00 IN CASH

Any player making a home run in a regular scheduled league game on any of these parks where the "Bull" cut-out signs are located will receive

A Carton containing 72 Five-cent Packages of
"BULL" DURHAM SMOKING TOBACCO

BLACKWELL'S DURHAM TOBACCO COMPANY
111 Fifth Avenue, New York

The
"BULL" DURHAM
BASEBALL GUIDE

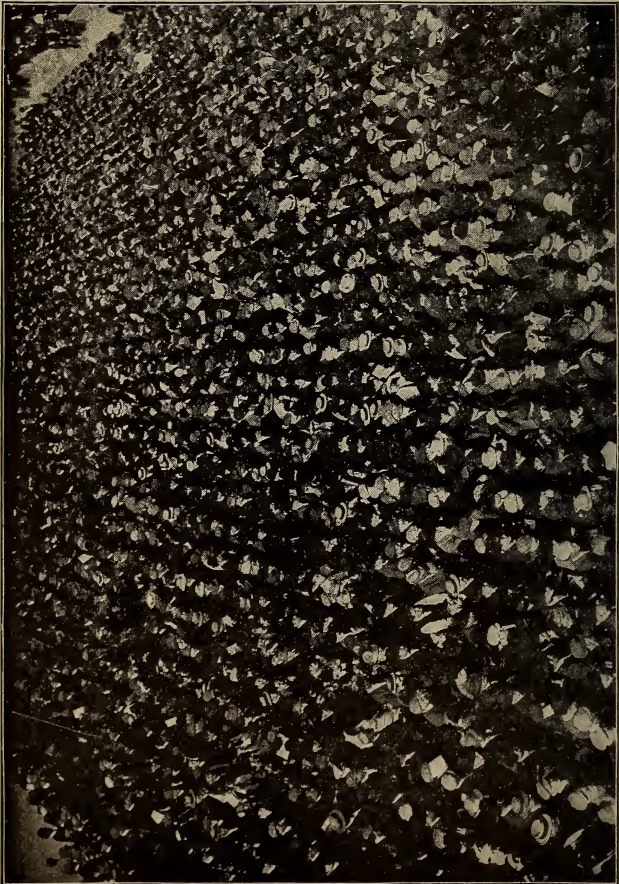
1911

PUBLISHED ANNUALLY BY
THE BASEBALL PUBLISHING CO.
2 PARK SQUARE, BOSTON, MASS.

SECOND YEAR

Copyrighted, 1911, by the Baseball Publishing Co.

CV 877
38



A SECTION OF THE FIRST BASE BLEACHERS AT THE
OPENING OF THE WORLD'S SERIES

Photo by L. Van Oeyen.

TO THE FANS

It is a well-known fact that the baseball fans of the United States are the hardest people to satisfy, and that they are also the first to appreciate a good thing. The truth of this assertion will be verified by anyone connected in any way with Baseball, from the President of any League to the lowliest scribe on the sporting sheet of any "two by four" country paper.

When we issued the 1910 number of the "**Bull**" **Durham Baseball Guide**, we realized that we had to please a very fussy class of people, and we therefore presented the fans with the most complete book that had been issued up to that time in connection with the National Game. The fans, ever quick to appreciate a GOOD THING, were eager to obtain copies of the book and when they had perused it carefully, they agreed that the Guide was all that the publishers claimed.


Now, this year, we are mindful of the praise of the Fans, and in order to make this year's Guide fully equal to the 1910 edition, we have striven ceaselessly to provide the red-blooded Americans with a rare treat in the line of Baseball Guides, and as we look over our work, we feel sincerely that we have surpassed our fondest hopes, and that we have compiled a Guide that is even superior to last year's issue.

We have retained the same staff of able sporting writers, and the result of their work is most gratifying. The cream of Baseball necessity will be found on the following pages, and in addition to the absolute essentials of a Baseball Guide, we have provided several extra features that will make themselves apparent on a perusal of the pages.

Any further comment is unnecessary. We just ask you to look the Guide over, and see if you do not agree with us that the "**Bull**" **Durham Baseball Guide** for 1911 is by far the best publication of such a nature that has ever been presented to the Baseball public.




S.M. 18/4/11



President Lynch, National League, and Chairman Hermann of the National Commission, were there early.

Photos by L. Van Oeyen.



Schaeffer of the Tigers felt sure of the outcome. Ty Cobb, Sr., and Jr. posing for the camera man.

Photos by L. Van Oeyen.

WORLD'S CHAMPIONSHIP SERIES—1910.

Four games out of five, is the record that Connie Mack's Athletics put up against the much-talked-of machine of Frank Chance's Chicago Cubs, in the 1910 World's Championship Series, which opened at Philadelphia on October 17th, and closed at Chicago on October 23rd.

The defeat of the Chicagoans cannot be attributed to "baseball luck," even though they were not quite as fortunate as the Mackmen, but the outcome of the series was directly resultant from the clean, sharp fielding, the hard and timely hitting, and the general "inside" baseball ability of the Philadelphians. The seasoned Cubs were able to wrest only one game from the younger and far less experienced Athletics. The Athletics showed themselves to be the better batsmen, displayed better fielding judgment, manifested that they had a better pitching staff, and proved that the "young blood" can do a lot, when it comes to winning a World's Championship.

The series was an undoubted financial success, but did not reach the high mark set the year before. The National Commission displayed its generosity, in ruling, that should a Sunday game be necessary, and the receipts exceed those of the fourth game, that the Sunday receipts should be registered for the fourth game, the last in which the players were to share in the profits. This offer was the source of much jubilation to the players, as the Sunday receipts far exceeded those of any of the other games.

The attendance fell way below the 1909 series, and at no time were the attendance or receipt records in danger of being broken.

The tabulated scores and records follow:

FIRST GAME

At Philadelphia, Oct. 17, 1910

ATHLETICS						CHICAGO					
	AB.	R.	H.	P.	A. E.		AB.	R.	H.	P.	A. E.
Strunk, c. f.	3	0	0	1	0 1	Sheckard, 1. f. . .	4	0	0	2	0 0
Lord, 1. f.	4	1	1	0	0 0	Schulte, r. f. . .	2	0	1	0	0 0
Collins, 2b.	2	1	1	2	5 0	Hofman, c. f. . .	4	0	0	2	0 0
Baker, 3b.	4	1	3	3	2 0	Chance, 1b. . . .	3	0	0	11	2 0
Davis, 1b.	3	0	0	11	0 0	Zimmerman, 2b	3	0	0	2	3 0
Murphy, r. f. . .	3	1	1	1	0 0	Steinfeldt, 3b	3	0	0	0	3 0
Barry, ss.	3	0	0	0	4 0	Tinker, ss.	3	1	1	3	2 0
Thomas, c.	1	0	0	8	2 1	Kling, c.	3	0	1	4	3 0
Bender, p.	3	0	1	1	0 0	Overall, p.	1	0	0	0	0 0
						McIntire, p. . .	1	0	0	0	2 1
						*Beaumont. . . .	1	0	0	0	0 0
Totals	26	4	7	27	13 2	Totals	28	1	3	24	15 1

* Batted for McIntire in ninth inning.

Athletics	0	2	1	0	0	0	0	1	x—4
Chicago	0	0	0	0	0	0	0	0	1—1

Left on bases—Chicago 2, Athletics 4. Two-base hits—Baker 2, Lord. Sacrifice hits—Davis, Collins. Stolen base—Murphy. Pitchers' record—off Overall in 3 innings, 6 hits, 3 runs in 11 times at bat. Off McIntire in 5 innings, 1 hit, 1 run in 15 times at bat. Struck out—by Bender, Sheckard 2, Hofman, Zimmerman 2, Steinfeldt, McIntire, Schulte; total 8. By Overall, Davis. By McIntire, Thomas, Bender, Lord; total 3. Bases on balls—by Bender, Schulte 2; by Overall, Thomas; by McIntire, Strunk, Thomas, Collins. Fumble—Strunk. Muffed foul fly—Thomas. Wild throw—McIntire. Plate umpire—Connolly. Base umpire—O'Day. Patrol umpires—Rigler and Sheridan. Official scorers—Richter and Spink. Weather, clear and warm. Time of game—1.54. Attendance—26,891.



The usual confab before they start.

Photo by L. Van Oeyen, Cleveland.

SECOND GAME


At Philadelphia, Oct. 18, 1910

ATHLETICS						CHICAGO					
	AB.	R.	H.	P.	A. E.		AB.	R.	H.	P.	A. E.
Strunk, c. f.	5	1	2	4	0 0	Sheckard, l. f.	1	1	1	0	1 1
Lord, l. f.	5	1	1	1	0 0	Schulte, r. f.	3	1	0	0	0 0
Collins, 2b.	4	2	3	4	6 0	Hofman, c. f.	2	1	1	1	0 0
Baker, 3b.	4	1	1	1	1 0	Chance, 1b.	5	0	2	14	0 0
Davis, 1b.	5	1	2	7	0 2	Zimmerman, 2b.	3	0	1	1	2 0
Murphy, r. f.	4	1	1	1	1 0	Steinfeldt, 3b.	5	0	1	0	2 2
Barry, ss.	3	0	1	3	1 0	Tinker, ss.	4	0	2	3	4 0
Thomas, c.	3	2	2	6	1 0	Kling, c.	4	0	0	5	2 0
Coombs, p.	4	0	1	0	1 2	Brown, p.	3	0	0	0	2 0
						*Beaumont.	1	0	0	0	0 0
						Ritchie, p.	0	0	0	0	0 0
Totals	37	9	14	27	11 4	Totals	31	3	8	24	13 3

* Batted for Brown in eighth inning.

Athletics	0	0	2	0	1	0	6	0	x-9
Chicago	1	0	0	0	0	0	1	0	1-3

Left on bases—Chicago 14, Athletics 9. Two-base hits—Collins 2. Davis, Murphy, Strunk, Tinker, Zimmerman, Sheckard, Steinfeldt. Sacrifice hits—Schulte 2, Sheckard, Barry. Sacrifice fly—Zimmerman. Stolen bases—Collins 2. Struck out—by Coombs, Steinfeldt, Chance, Kling, Brown, Beaumont; total 5. By Brown, Strunk 3, Coombs 2, Barry 1; total 6. Bases on balls—off Coombs, Sheckard 3, Hofman 3, Zimmerman, Kling, Steinfeldt; total 9. Off Brown—Murphy, Baker, Thomas, Collins; total 4. Pitcher's record—off Brown in 7 innings, 13 hits, 9 runs in 33 times at bat.; off Ritchie in 1 inning, 1 hit, 0 runs in 4 times at bat. Double plays—Collins, Davis 2; Murphy, Thomas, Tinker, Chance. First on errors—Chicago 4. Fumbles and missed grounders—Coombs 2, Steinfeldt. Muffed fly ball—Sheckard. Dropped thrown ball—Davis 2, Steinfeldt. Umpire—Rigler. Assistant umpire—Sheridan. Patrol umpires—O'Day and Connolly. Time of game—2.25. Official scorers—Richter and Spink. Weather—Clear and warm. Official attendance—24,597.



Brown, Coombs, Cole, Livingston and Plank looking the crowd over
Photo by L. Van Oeyen, Cleveland.

THIRD GAME

At Chicago, Oct. 20, 1910

ATHLETICS

CHICAGO

	AB.	R.	H.	P.	A.	E.		AB.	R.	H.	P.	A.	E.
Strunk, c. f.	5	1	1	3	0	0	Sheckard, 1. f.	1	2	0	2	0	0
Lord, 1. f.	4	0	1	1	0	0	Schulte, r. f.	4	0	2	2	0	1
Collins, 2b.	5	1	1	1	1	0	Hofman, c. f.	3	1	1	2	0	1
Baker, 3b.	5	2	2	2	4	1	Chance, 1b.	1	0	0	3	0	0
Davis, 1b.	3	3	3	8	0	0	Archer, 1b.	3	0	0	9	0	0
Murphy, r. f.	5	2	1	3	1	0	Zimmerman, 2b.	4	0	0	4	6	0
Barry, ss.	5	3	3	1	2	0	Steinfeldt, 3b.	4	0	0	0	2	1
Thomas, c.	4	0	0	8	1	0	Tinker, ss.	4	1	3	3	4	2
Coombs, p.	5	0	3	0	0	0	Kling, c.	4	0	0	2	2	0
							Reulbach, p.	0	0	0	0	1	0
							McIntire, p.	0	0	0	0	0	0
							Pfiester, p.	2	0	0	0	1	0
							*Beaumont.	0	1	0	0	0	0
							†Needham	1	0	0	0	0	0


Totals 41 12 15 27 9 1 Totals 31 5 6 27 16 5

* Beaumont batted for Reulbach in third inning.

† Needham batted for Pfiester in ninth inning.

Athletics	1	2	5	0	0	0	4	0	0-12
Chicago	1	2	0	0	0	0	0	2	0-5

Left on bases—Athletics 7, Chicago 4. First base on errors—Athletics 3, Chicago 1. Two-base hits—Schulte 2, Tinker, Davis, Coombs, Barry 2. Home run—Murphy. Sacrifice hit—Lord. Sacrifice fly—Hofman. Double plays—Zimmerman, Tinker, Archer; Barry, Collins, Davis, Murphy, Davis. Stolen base—Tinker. Pitchers' record—off Reulbach in 2 innings, 3 hits, 3 runs in 7 times at bat. Off McIntire in 1-3 inning, 3 hits, 3 runs in 4 times at bat. Off Pfiester in 6 2-3 innings, 9 hits, 5 runs in 28 times at bat. Struck out—by Coombs, Chance, Hofman, Steinfeldt, Schulte, Pfiester, Archer, Kling, Zimmerman; total 8. By Pfiester, Strunk, Bases on balls—Off Reulbach, Strunk, Davis; off Pfiester, Thomas; off Coombs, Sheckard 3, Beaumont. Fumbles—Hofman, Schulte, Steinfeldt, Tinker, Baker. Wild throw—Tinker. Wild pitch—Coombs. Hit by pitched ball—by McIntire, Davis. Plate umpire—O'Day. Base umpire—Sheridan. Patrol umpires—Rigler and Connolly. Time—2.07. Weather—Dark and rainy. Attendance—26,210. Official scorers—Richter and Spink.



Ty Cobb receives his batting prize.

Photo by L. Van Oeyen, Cleveland.

FOURTH GAME

At Chicago, Oct. 22, 1910

CHICAGO					ATHLETICS								
	AB.	R.	H.	P.	A.	E.		AB.	R.	H.	P.	A.	E.
Sheckard, l. f. . . .	4	1	1	3	1	0	Strunk, c. f. . . .	5	0	2	2	0	0
Schulte, r. f. . . .	4	2	2	2	0	0	Lord, l. f. . . .	5	0	0	1	0	0
Hofman, c. f. . . .	3	0	2	1	0	0	Collins, 2b. . . .	5	1	1	6	1	1
Chance, 1b. . . .	4	0	2	10	2	0	Baker, 3b. . . .	4	1	3	3	4	1
Zimmerman, 2b. . .	4	0	1	2	2	0	Davis, 1b. . . .	3	0	1	8	0	1
Steinfeldt, 3b. . .	4	0	0	2	4	0	Murphy, r. f. . .	4	0	2	1	0	0
Tinker, ss.	3	0	0	1	3	0	Barry, ss.	4	0	0	2	1	0
Archer, c.	4	1	1	8	3	0	Thomas, c. . . .	4	0	1	5	4	0
Cole, p.	2	0	0	1	3	0	Bender, p. . . .	3	1	1	0	2	0
Brown, p.	1	0	0	0	1	1	Totals	37	3	11	*28	12	3
†Kling.	1	0	0	0	0	0							
Totals	34	4	9	30	19	1							

* Chance declared out for Hofman's interference in first inning; two out when winning run was scored in tenth inning.

† Kling batted for Cole in eighth inning; Kane ran for Kling.

Chicago	1	0	0	1	0	0	0	0	1	1-4
Athletics	0	0	1	2	0	0	0	0	0	0-3

Left on bases—Athletics 10, Chicago 3. Two-base hits—Baker, Murphy, Davis, Schulte, Archer. Three-base hits—Strunk, Chance. Stolen base—Sheckard. Sacrifice hits—Davis, Murphy, Hofman. Double plays—Bender, Baker, Davis; Cole, Archer, Chance. Pitchers' record—off Cole in 8 innings, 10 hits, 3 runs in 29 times at bat. Off Brown in 2 innings, 1 hit, 0 runs in 8 times at bat. Struck out—by Cole, Davis 2, Lord, Barry, Strunk; total 5. By Brown, Barry. By Bender, Schulte, Archer, Cole 2, Tinker, Steinfeldt; total 6. Bases on balls—off Cole, Bender, Baker, Davis; off Bender, Sheckard, Tinker. First base on errors—Athletics 1 Chicago 1. Fumble—Collins. Wild throw—Baker. Muffed foul fly—Davis. Muffed fly—Brown. Hit by pitcher—by Cole, Barry. Plate umpire—Connolly. Base umpire—Rigler. Patrol umpires—Sheridan and O'Day. Time—2.14. Weather—Clear and warm. Attendance—19,150. Official scorers—Richter and Spink.



Managers Chance and Chase exchange greetings

Photo by L. Van Oeyen, Cleveland.

FIFTH GAME

At Chicago, Oct. 23, 1910

ATHLETICS


CHICAGO

	AB.	R.	H.	P.	A.	E.		AB.	R.	H.	P.	A.	E.
Hartsel, l. f.	5	2	1	2	0	0	Sheckard, l. f.	4	1	2	1	0	0
Lord, c. f.	4	1	1	5	0	0	Schulte, r. f.	4	0	1	0	0	0
Collins, 2b.	5	0	3	4	4	0	Hofman, c. f.	3	0	0	1	0	0
Baker, 3b.	5	1	0	0	0	1	Chance, 1b.	4	1	2	13	0	0
Davis, 1b.	3	1	0	9	1	0	Zimmerman, 2b.	3	0	2	1	5	1
Murphy, r. f.	4	2	2	0	0	0	Steinfeldt, 3b.	4	0	1	0	1	1
Barry, ss.	2	0	0	2	4	0	Tinker, ss.	4	0	0	1	1	0
Lapp, c.	4	0	1	4	2	0	Archer, c.	4	0	1	10	0	0
Coombs, p.	4	0	1	1	3	0	Brown, p.	3	0	0	0	7	0
							*Kling	1	0	0	0	0	0
Totals	36	7	9	27	14	1	Totals	34	2	9	27	14	2

*Kling batted for Brown in ninth inning.

Athletics	1	0	0	0	1	0	0	5	0—7
Chicago	0	1	0	0	0	0	0	1	0—2

Left on bases—Athletics 6, Chicago 7. Two-base hits—Chance, Sheckard, Murphy, Lord, Collins 2. Stolen bases—Hartsel 2, Collins 2, Zimmerman, Sacrifice hits—Zimmerman, Barry. Struck out—by Coombs, Tinker, Archer, 2, Hofman; total 4. By Brown—Lord, Davis, Lapp 2, Coombs, Baker, Hartsel; total 7. Bases on balls—off Brown, Davis, Barry, Lord; total 3. Off Coombs, Hofman. First base on errors—Chicago 1. Athletics 1. Wild throw—Zimmerman. Fumbles—Baker. Steinfeldt. Wild pitch—Brown. Plate umpire—O'Day. Base umpire—Sheridan. Patrol umpires—Rigler and Connolly. Official scorers—Richter and Spink. Time—2.06. Weather—Clear and warm. Attendance—27,371.



A peep at the opening game from the back of the grandstand.
Photo by L. Van Oeyen, Cleveland.

COMPOSITE SCORE

ATHLETICS

	G.	AB.	R.	H.	SB.	SH.	PO.	A.	E.
Strunk, center field.....	4	18	2	5	0	0	10	0	1
Lord, center field-left field...	5	22	3	4	0	1	8	0	0
Hartsel, left field.....	1	5	2	1	2	0	2	0	0
Collins, second base.....	5	21	5	9	4	1	17	17	1
Baker, third base.....	5	22	6	9	0	0	9	11	3
Davis, first base.....	5	17	5	6	0	2	43	1	3
Murphy, right field.....	5	20	6	7	1	1	6	2	0
Barry, shortstop.....	5	17	3	4	0	2	8	12	0
Thomas, catcher.....	4	12	2	3	0	0	27	8	1
Lapp, catcher.....	1	4	0	1	0	0	4	2	0
Bender, pitcher.....	2	6	1	2	0	0	1	2	0
Coombs, pitcher.....	3	13	0	5	0	0	1	4	2
		<u>177</u>	<u>35</u>	<u>56</u>	<u>7</u>	<u>7</u>	<u>*136</u>	<u>59</u>	<u>11</u>

CHICAGO

	G.	AB.	R.	H.	SB.	SH.	PO.	A.	E.
Sheckard, left field.....	5	14	5	4	1	1	8	2	1
Schulte, right field.....	5	17	3	6	0	2	4	0	1
Hofman, center field.....	5	15	2	4	0	2	7	0	1
Chance, first base.....	5	17	1	6	0	0	51	4	0
Zimmerman, second base...	5	17	0	4	1	2	10	18	1
Steinfeldt, third base.....	5	20	0	2	0	0	2	12	2
Tinker, shortstop.....	5	18	2	6	1	0	11	14	2
§Kling, catcher.....	5	13	0	1	0	0	11	7	0
‡Archer, catcher-first base..	3	11	1	2	0	0	27	3	0
Overall, pitcher.....	1	1	0	0	0	0	0	0	0
McIntire, pitcher.....	2	1	0	0	0	0	0	2	1
Brown, pitcher.....	3	7	0	0	0	0	0	10	1
Richie, pitcher.....	1	0	0	0	0	0	0	0	0
Reulbach, pitcher.....	1	0	0	0	0	0	0	1	0
Pfeister, pitcher.....	1	2	0	0	0	0	0	1	0
Cole, pitcher.....	1	2	0	0	0	0	1	3	0
†Beaumont.....	3	2	1	0	0	0	0	0	0
‡Needham.....	1	1	0	0	0	0	0	0	0
		<u>158</u>	<u>15</u>	<u>35</u>	<u>3</u>	<u>7</u>	<u>132</u>	<u>77</u>	<u>10</u>

* Chance declared out for Hofman's interference in 1st inning of fourth game.

* Two out when winning run was scored in tenth inning of fourth game.

† Beaumont batted for McIntire in first game, for Brown in second game, for Reulbach in third game.

§ Kling batted for Cole in eighth inning of fourth game and for Brown in ninth inning of fifth game.

‡ Archer caught in two games and played first base seven innings of third game.

|| Needham batted for Pfister in third game.

Athletics	2	4	9	2	2	0	10	6	0	0—35
Chicago	3	3	0	1	0	0	1	3	3	1—15

Left on bases—Athletics 36, Chicago 31.

Two-base hits—Athletics—Murphy 2, Lord 2, Collins 4, Baker 3, Davis 3, Coombs 1, Barry 2, Strunk 1; total 19. Chicago—Chance 1, Sheckard 2, Schulte 3, Archer 1, Tinker 2, Zimmerman 1, Steinfeldt 1; total 11.

Three-base hits—Athletics—Strunk 1. Chicago—Chance 1.

Home run—Murphy.

Double plays—For Athletics—Murphy and Thomas 1, Collins and Davis 2, Murphy and Davis 1, Bender, Baker and Davis 1, Barry, Collins and Davis 1; total 6. For Chicago—Cole, Archer and Chance 1; Zimmerman, Tinker and Archer 1, Tinker and Chance 1; total 3.

Struck out by Athletic pitchers—By Bender—Sheckard 2, Hofman 1, Zimmerman 2, McIntire 1, Schulte 2, Archer 1, Cole 2, Tinker 1; total 14. By Coombs—Steinfeldt 2, Chance 2, Kling 1, Brown 1, Beaumont 1, Hofman 2, Schulte 1, Pfister 1, Archer 3, Kling 1, Zimmerman 1, Tinker 1; total 17. Grand total 31.

Struck out by Chicago pitchers—By Brown—Lord 1, Davis 1, Lapp 2, Coombs 3, Baker 1, Hartsel 1, Barry 2, Strunk 3; total 14. By Cole—Davis 2, Lord 1, Barry 1, Strunk 1; total 5. By McIntire—Thomas 1, Bender 1, Lord 3; total 5. By Overall—Davis 1; total 1. By Pfister—Strunk 1; total 1. Grand total 27.

Bases on balls off Athletic pitchers—Off Bender—Schulte 2, Sheckard 1, Tinker 1; total 4. Off Coombs—Sheckard 6, Hofman 3, Zimmerman 1, Kling 1, Steinfeldt 1, Beaumont 1, Hofman 1; total 14. Grand total 18.

Bases on balls off Chicago pitchers—Off Brown—Davis 1, Barry 1, Lord 1; total 3. Off Cole—Bender 1, Davis 1; total 2. Off Pfister—Thomas 1; total 1. Off Reulbach—Strunk 1, Davis 1; total 2. Off McIntire—Strunk 1, Thomas 1, Collins 1; total 3. Off Overall—Thomas 1; total 1. Grand total 12.

Relief pitchers' records—Off Overall in 3 innings, 6 hits, 3 runs in 11 times at bat; and off McIntire in 5 innings, 1 hit, 1 run in 15 times at bat, game of October 17. Off Brown in 7 innings, 13 hits, 9 runs in 33 times at bat; and off Richie in 1 inning, 2 hits, 0 runs in 4 times at bat, in game of October 18. Off Reulbach in 2 innings, 3 hits, 3 runs in 7 times at bat; off McIntire in 1-3 inning, 3 hits, 3 runs in 4 times at bat; off Pfister in 6-2-3 innings, 9 hits, 5 runs in 28 times at bat, game of October 20. Off Cole in 8 innings, 10 hits, 3 runs in 29 times at bat; off Brown in 2 innings, 1 hit, 0 runs in 8 times at bat, game of October 22.

Wild pitches—Brown 1, Coombs 1; total 2.

Muffed fly balls—Brown 1, Sheckard 1; total 2.

Muffed foul fly—Davis 1, Thomas 1; total 2.

Muffed thrown balls—Davis 1, Steinfeldt 1; total 2.

Wild throws—Zimmerman 1, Baker 1, Tinker 1, McIntire 1; total 4.

Fumbles—Baker 2, Steinfeldt 1, Hofman 1, Schulte 1, Steinfeldt 2, Tinker 1, Coombs 2, Strunk 1; total 11.

First base on errors—Athletics 4, Chicago 7.


Sacrifice fly—Hofman 1, Zimmerman 1; total 2.

Hit by pitcher—By Cole, Barry; by McIntire, Davis.

Umpires—Sheridan and Connolly, of the American League; Rigler and O'Day, of the National League.

Official scorers—Francis C. Richter, of Philadelphia, and Taylor Spink, of St. Louis; all games.

Average time—2.09 1-5.



THE NATIONAL COMMISSION

1—August Hermann, chairman. (The Bellsmith Studio.) 2—Thomas J. Lynch, president National League. 3—B. B. Johnson, president, secretary, treasurer American League.

FALL MEETINGS.

AMERICAN LEAGUE.

The fact that Ban Johnson knows his business, was demonstrated prior to the annual meeting, which was held at New York on December 15, 1910. Before the meeting, President-Secretary-Treasurer Johnson predicted that there would be little business transacted, and when the meeting was over, sure enough, the sporting writers were still looking for "live" Baseball "dope."

The principal topic of interest was the declaration of Robert Lee Hedges, of St. Louis, that he was through with Baseball, owing to his physician's advice that he needed a rest. President Johnson, Charles Comiskey and Frank Farrell of New York were appointed a committee to interview Hedges. He explained the situation to them, and they agreed to his views. After some dickering the matter was almost arranged, when the syndicate, who were to purchase the franchise, failed to live up to their agreement, and once again the St. Louis patrons will be greeted by the genial smile of Robert Lee. The latter incident did not take place until long after the meeting, however.

The matter of schedule was then taken up, and it was decided to continue the 154 game policy, starting April 12th, and finishing on October 6th, in order that the League Champions might have time for a "tuning-up" series, similar to that participated in by the Athletics last season.

After these matters had been satisfactorily adjusted the meeting quietly adjourned. The spirit of good fellowship might have been inducted into the magnates, at the dinner which was tendered to the National and American League representatives and the newspaper writers on the evening before the meeting, by Frank Farrell, owner of the New York American Club.

NATIONAL LEAGUE.

The members of the National League met in New York on December 13, 1910, for a quiet and peaceable meeting. Thomas J. Lynch was re-elected President of the League for a one year term.

John T. Brush of New York was unable to attend the meeting, as he was in Texas, owing to ill health. The magnates sent him a cheery letter, and his interests were handled by John Whalen and W. A. Gray.

The schedule matter was up for discussion, and the final decision was for a 154 game schedule, beginning April 12th, and ending October 12th. The arrangement of the schedule was turned over to a committee, comprising President Lynch, John A. Heydler, and Barney Dreyfuss.

It was recommended at the meeting that the umpires be obliged to undergo an examination by an oculist at the beginning of each season. There was much comment made on the umpire question, and the work of President Lynch was highly endorsed by all the members. Mr. Lynch was empowered to secure the most competent men available for the indicator work, and his first appointment was that of Finneran, formerly of the Eastern League staff.

Several cases came before the Board of Directors, prominent among which were those of Ferguson, Boston; Maddox, Pittsburg; and Camnitz, Pittsburg. The cases of Ferguson and Maddox were acted upon favorably toward the players, and action on Camnitz case was deferred until the Spring Meeting.

The financial report showed that all clubs were in good condition, as a general thing. Some were said to be exceedingly prosperous, and all did better than cover expenses.

After formally awarding the championship to Chicago, the meeting adjourned.



John A. Heydler, secretary Nat'l League.
Robt. McRoy, sec. to Ban Johnson.—J. E. Bruce, sec. Nat'l Com.
(The Bellsmith Studio.)

NATIONAL ASSOCIATION.

On November 14th, the National Board of Arbitration held a lengthy meeting at Chicago to clear up matters for the meeting of the National Association, which was scheduled for the following day. The reclassification of some of the leagues was the most important subject for consideration, but after the matter had been looked over carefully, it was decided that steps for the reduction of the class of any league would hurt the game, and all those leagues in doubt were cheered by the news that they would retain their former rating.

W. H. Lucas, the "father" of the Northwestern League was granted territorial rights for a new Union League in Utah, Montana and Idaho.

Several minor claims by and against players were settled, and all was ready for the Association meeting, which opened November 15th.

Secretary Farrell had an extensive report ready, the chief points of which follow:

The Association comprises fifty Leagues embracing 336 cities in the United States and Canada.

Ten thousand one hundred and forty-five contracts were put through the office, as well as 2,155 releases, 850 suspensions and 262 reinstatements.

The National League contributed \$46,700 for players, and the American League \$37,800. These amounts, together with the \$58,700 from the National Association made a total of \$143,200.

M. H. Sexton and John H. Farrell were re-elected president and secretary, respectively. San Antonio, Texas, was decided upon as the headquarters for the next meeting.

On November 16th, the principal business of the meeting was the matter of constitutional amendments. The following were the recommendations: "Money going through the secretary's hands to the credit of defaulting players, clubs or leagues, can be seized by him to satisfy the defaults." "Contract jumpers can be reinstated under certain conditions."

The period at which protection must be secured and from which all obligations must date, was changed from October 15th to September 1st.

The following were elected to the National Board of Arbitration:

J. H. Farrell, Auburn, New York, chairman and secretary; W. M. Kavanaugh, Little Rock, Arkansas; F. R. Carson, South Bend, Indiana; T. H. Murnane, Boston, Massachusetts; J. H. O'Rourke, Bridgeport, Connecticut; J. Cal Ewing, San Francisco, California; M. E. Justice, Keokuk, Iowa; C. R. Williams, Roanoke, Virginia; Norris L. O'Neil, Chicago, Illinois.

SPRING MEETINGS.

AMERICAN LEAGUE.

On February 14th, the representatives of the American League Clubs met at the Congress Hotel, Chicago, for the annual spring meeting. The clubs were represented as follows: New York, President Farrell, Manager Chase, and Scout Irwin; Philadelphia, President Shibe, Manager Mack, and Secretary Hough; Washington, President Noyes, and Manager McAleer; St. Louis, President Hedges, and Manager Wallace; Detroit, President Navin; Cleveland, President Somers, and Vice President Barnard; Chicago, President Comiskey.

The first important piece of business transacted was the adoption of the schedule drawn up by President-Secretary-Treasurer B. B. Johnson, and after this had been done in rapid fire order, the regular routine business of the meeting was carried on.

A noteworthy feature of the meeting was the fact that there was not a single trade made, although negotiations were started for several exchanges.

Some more talk of the St. Louis club's proposed sale was in evidence, when Jack Gleason of San Francisco attempted to make a deal with President Hedges for the purchase of the franchise. Mr. Hedges, however, declared that the franchise was not for sale, despite all the rumors that had been circulated.

At the close of the meeting the club owners and officers were the guests of President Shibe, and Manager Mack of the Athletics, at a banquet which was given in celebration of the Athletics' victory over Chicago in the World's Series.

NATIONAL LEAGUE.

The Board of Directors of the National League met at the Hotel Breslin, New York, on February 14th, to pass on several cases which were pending from the fall meeting in December. The most important of these cases was that of Howard Camnitz, of the Pittsburg club, who claimed \$1,200 due from a 1910 contract. After both sides of the question had been considered, it was decided that the claim of the player was unjust and that the club should be released from any obligations to him.

The disposition of this case left the way clear for the regular meeting of the League. Every club, except St. Louis, was represented, and Garry Hermann had Stanley Robison's proxy. The umpire question was taken into consideration, and President Lynch advised the magnates as to his desires relative to appointing, and releasing umpires. His opinion of the matter was favorably taken, and his appointments were confirmed. The following men are on the staff for 1911: Hank O'Day, W. J. Klem, J. E. Johnstone, Charles Rigler, William Brennan, M. W. Eason, William Finneran, and Jack Doyle, the latter men being the new appointees. Bob Emslie was appointed a substitute indicator man.


Section 8 of the League Rules was changed to read as follows: "When the President has awarded a player under the provisions of this section, the club to which the player is awarded cannot remove its claim."

Section 9, which was also changed, has the following wording: "The penalty of any violation of the waiver rule is to be fixed by the Board of Directors, but in no case is the penalty to be more than \$250.00."

The Rules Committee made recommendations that several of the rules be revised, especially those referring to an unfairly delivered ball, and the balk rule.

After Horace Fogel had obtained permission for the Phillies to change the style of their home uniform, the meeting adjourned till Wednesday, when the magnates re-convened, and formally adopted the playing schedule for 1911.

The important topic of the Official Ball was then taken into consideration. Several firms were in the market with all kinds of liberal offers for the adoption of their products, but after considerable discussion, the League decided to continue with the same ball as in past years.



American League

STANDING OF CLUBS AT CLOSE OF SEASON.


Clubs.	Ath.	N.Y.	Det.	Bos.	Clev.	Chi.	Wash.	St.L.	Won	P.C.
Athletics	12	13	19	14	14	14	17	102	.680
New York	9	..	9	13	13	13	15	16	88	.583
Detroit	9	13	..	10	13	13	13	15	86	.558
Boston	4	9	12	..	14	10	16	16	81	.529
Cleveland	7	8	9	8	..	12	9	18	71	.467
Chicago	8	8	9	12	10	..	9	12	68	.444
Washington	6	7	9	5	13	13	..	13	66	.437
St. Louis	5	6	7	6	4	10	9	..	47	.305
Lost	48	63	68	72	81	85	85	107	609	

CHAMPIONSHIP WINNERS IN PREVIOUS YEARS

1900—Chicago607	1905—Athletics621
1901—Chicago610	1906—Chicago614
1902—Athletics610	1907—Detroit613
1903—Boston659	1908—Detroit588
1904—Boston617	1909—Detroit645

INDIVIDUAL BATTING—(First 50 batsmen)

Name and Club.	G.	AB.	R.	H.	SH.	SB.	2B.	3B.	HR.	P.C.
Jackson, Cleveland	20	75	15	29	3	4	2	5	1	.387
Cobb, Detroit	140	509	106	196	17	65	36	13	8	.385
Lajoie, Cleveland	159	591	92	227	21	26	51	7	4	.384
Speaker, Boston	141	538	92	183	12	35	20	14	7	.340
Strunk, Philadelphia	16	48	9	16	1	4	0	1	0	.333
Hohnhorst, Cleveland	17	62	8	20	1	3	3	1	0	.323
Collins, Philadelphia	153	583	81	188	22	81	16	15	3	.322
Koestner, Cleveland	27	48	4	15	6	2	1	0	0	.313
Knight, New York	117	414	58	129	19	23	25	4	3	.312
Oldring, Philadelphia	134	546	79	168	21	17	27	14	4	.308
Easterly, Cleveland	110	363	34	111	14	10	16	6	0	.306
McInnis, Philadelphia	38	73	10	22	1	3	2	4	0	.301
Murphy, Philadelphia	151	560	70	168	21	18	28	18	4	.300
Cunningham, Washington	22	74	3	22	4	4	5	1	0	.297
Karger, Boston	27	68	11	20	3	0	2	0	2	.294
Delahanty, Detroit	106	378	67	111	13	15	16	3	2	.293
Chase, New York	130	524	67	152	19	40	20	5	3	.290
Crawford, Detroit	154	588	83	170	24	20	26	19	5	.289
Cree, New York	134	467	58	134	12	28	19	16	4	.287
Lewis, Boston	151	541	64	153	27	10	29	7	8	.283
Baker, Philadelphia	146	561	83	159	21	21	25	15	2	.283
Gardner, Boston	113	413	55	117	17	8	12	10	2	.283
Milan, Washington	142	531	89	148	7	44	17	6	0	.279
Thomas, Philadelphia	60	180	14	50	3	2	8	2	1	.277
Schaefer, Washington	74	229	27	63	9	17	6	5	0	.275
Wagner, Boston	142	491	61	134	20	26	26	7	1	.273
Stahl, Boston	144	531	68	144	17	22	19	16	10	.271
Bender, Philadelphia	36	93	6	25	4	0	3	2	0	.269
Hooper, Boston	155	584	81	156	34	40	9	10	2	.267
Wolter, New York	135	479	84	128	20	39	15	9	4	.267
Lord, Boston-Chicago	121	453	51	121	22	34	11	8	1	.267
Works, Detroit	18	30	3	8	1	0	2	0	0	.267
D. Jones, Detroit	113	377	77	100	9	25	6	6	0	.265
Lelivelt, Washington	110	347	40	92	17	20	10	3	0	.265
Flick, Cleveland	24	68	5	18	0	1	2	1	1	.265
La Porte, New York	124	432	43	114	19	16	14	6	2	.264
Engle, New York-Boston	111	376	59	99	12	12	18	7	2	.263
Bush, Detroit	142	496	90	130	30	49	13	4	3	.262



THE AMERICAN LEAGUE PREMIER BATSMEN.

1—Easterly, Cleveland (Van Oeyen). 2—Collins, Philadelphia (Horner). 3—Speaker, Boston. 4—Cobb, Detroit. 5—Lajoie, Cleveland. 6—Knight, New York.

THE "BULL" DURHAM BASEBALL GUIDE

Stovall Cleveland	142	521	47	136	28	16	19	4	0	.261
Wood, Boston	35	69	9	18	3	0	2	1	1	.261
Lake St. Louis	37	81	7	21	0	0	2	1	0	.260
Barry Philadelphia	145	487	64	126	22	14	19	5	3	.259
Gessler, Washington	145	487	58	126	12	18	17	11	2	.259
Schmidt, Detroit	71	197	22	51	5	2	7	7	1	.259
Wallace, St. Louis	138	508	47	131	10	12	19	7	0	.258
Stone, St. Louis	152	562	60	144	23	20	17	12	0	.256
Mullen, Detroit	50	129	15	33	0	1	6	2	1	.256
T Jones, Detroit	135	432	32	110	33	22	13	4	0	.255
Lang Chicago	23	51	3	13	0	0	4	0	0	.255
Lord, Cleveland-Phila.	128	489	76	124	20	10	21	18	1	.254

INDIVIDUAL FIELDING—(Best 10 men)

First Basemen.

	G.	P.O.	A.	E.	T.C.	P.C.
Hauser, Philadelphia	29	160	7	0	167	1000
Bradley, Boston	21	187	7	1	195	.995
Somerlot, Washington	16	161	8	1	170	.994
Tannehill, Chicago	23	206	18	2	226	.991
Gandil, Chicago	74	854	57	10	921	.989
Stovall, Cleveland	128	1,404	91	18	1,513	.988
Knight, New York	23	247	8	3	258	.988
Davis, Philadelphia	139	1,353	64	20	1,437	.986
Stahl, Boston	142	1,488	60	23	1,571	.985
T. Jones, Detroit	135	1,405	67	23	1,495	.985

Second Basemen.


	G.	P.O.	A.	E.	T.C.	P.C.
Collins, Philadelphia	153	402	451	25	878	.970
Lajoie, Cleveland	149	387	419	28	834	.966
La Porte, New York	79	127	220	15	362	.959
Cunningham, Washington	22	36	52	4	92	.957
McConnell, Boston-Chicago	42	78	108	9	195	.954
Engle, New York-Boston	27	41	83	6	130	.954
Schaefer, Washington	35	60	104	8	172	.953
Gardner, Boston	113	222	320	32	574	.944
Delahanty, Detroit	106	246	267	33	546	.940
Killifer, Washington	89	173	131	26	430	.940

Third Basemen.

	G.	P.O.	A.	E.	T.C.	P.C.
Conroy, Washington	48	61	87	6	154	.961
Bradley, Cleveland	61	89	126	10	225	.956
Rath, Phila.-Cleveland	33	36	59	5	100	.950
Elberfeld, Washington	113	139	233	22	394	.944
Austin, New York	113	204	284	30	518	.942
Turner, Cleveland	46	33	101	9	148	.940
Wallace, St. Louis	39	58	100	10	168	.940
Lord, Boston-Chicago	114	136	213	24	373	.935
Perring, Cleveland	33	32	63	7	102	.931
Hartzell, St. Louis	89	123	203	25	351	.929

Short Stops.

	G.	P.O.	A.	E.	T.C.	P.C.
Turner, Cleveland	94	194	320	14	528	.973
O'Leary, Detroit	16	35	60	4	99	.960
Wallace, St. Lou's	99	258	344	33	635	.948
Tannehill, Chicago	38	52	126	10	198	.947
Bush, Detroit	141	310	487	51	848	.940
McBride, Washington	154	370	518	58	946	.939
Knight, New York	79	169	247	32	448	.929
Hartzell, St. Louis	38	86	108	15	209	.928
Wagner, Boston	140	303	424	57	784	.927
Ball, Cleveland	27	43	66	9	123	.927



AMERICAN LEAGUE FIELDERS.

1—Murphy, Philadelphia. 2—Stone, St. Louis. 3—Bush, Detroit.
 4—Donovan, Detroit. 5—Stovall, Cleveland. 6—Elberfeld, Washington.
 7—Oldring, Phila.

Outfielders.

	G.	P.O.	A.	E.	T.C.	P.C.
Easterly, Cleveland	30	39	5	0	44	1000
Heitmuller, Philadelphia	28	49	2	1	52	.981
Oldring, Philadelphia	134	249	14	6	269	.978
Jackson, Cleveland	20	40	2	1	43	.977
Ralston, Washington	22	38	3	1	42	.976
Murphy, Philadelphia	151	209	15	6	230	.974
Cole, Chicago	22	31	6	1	38	.974
Stone, St. Louis	145	220	20	7	247	.972
Lord, Cleveland-Philadelphia ..	126	219	20	7	246	.972
Hemphill, New York	94	159	10	5	174	.971

Pitchers.

	G.	P.O.	A.	E.	T.C.	P.C.
Young, Chicago	27	11	38	0	49	1000
Fanwell, Cleveland	17	2	36	0	38	1000
Manning, New York	16	1	22	0	23	1000
Adkins, Philadelphia	15	2	18	0	20	1000
Killian, Detroit	11	7	19	0	26	1000
Coombs, Philadelphia	45	19	77	1	97	.990
Plank, Philadelphia	38	9	64	1	74	.986
Quinn, New York	35	8	111	3	122	.975
Wood, Boston	35	17	62	2	81	.975
C. Smith, Boston	23	5	44	7	56	.975

Catchers.


	G.	P.O.	A.	E.	P.B.	P.C.
Donahue, Boston-Philadelphia ..	18	80	26	0	0	1000
Criger, New York	27	120	28	1	3	.993
Henry, Washington	18	60	28	1	2	.989
Beckendorf, Detroit-Wash.	38	206	37	3	8	.988
Land, Cleveland	33	169	47	4	5	.982
Lapp, Philadelphia	63	361	88	9	3	.980
Street, Washington	86	417	151	13	12	.978
Sullivan, Chicago	45	290	71	9	7	.975
Payne, Chicago	78	409	106	14	6	.974
Sweeney, New York	77	388	106	13	6	.974

CLUB FIELDING

	G.	P.O.	A.	E.	T.C.	P.C.
Cleveland	161	4,396	2,167	246	6,809	.964
Philadelphia	155	4,231	1,994	233	6,458	.964
Washington	157	4,136	2,127	267	6,530	.959
New York	156	4,162	2,056	287	6,505	.956
Detroit	155	4,152	2,156	291	6,599	.956
Boston	158	4,296	2,092	311	6,699	.954
Chicago	156	4,227	2,286	311	6,824	.954
St. Louis	157	4,103	2,189	378	6,670	.943

CLUB BATTING

	G.	AB.	R.	H.	P.C.	SH.	SB.	2B.	3B.	HR.
Philadelphia	155	5,151	673	1,364	.265	199	203	208	103	18
Detroit	155	5,046	679	1,318	.261	197	248	190	74	28
Boston	158	5,204	640	1,345	.258	227	189	175	86	44
New York	156	5,063	626	1,253	.247	176	284	189	59	19
Cleveland	161	5,420	548	1,311	.242	190	192	195	61	8
Washington	157	5,011	501	1,182	.236	170	191	144	44	8
St. Louis	157	5,052	449	1,092	.216	147	168	131	61	12
Chicago	156	5,011	447	1,061	.212	159	187	116	56	7




LEADING AMERICAN LEAGUE PITCHERS.

1—Wash, Chicago. 2—Ford, New York (Van Oeyen, Photo).
 3—Bender, Philadelphia. 4—Johnson, Washington. 5—Coombs, Phila.

PITCHERS' RECORDS.

Name and Club	W	L	T	P.C.	IP.	—Opponents—				BB.	SO.	WP.
						AB.	H.	R.	HB.			
Bender, Philadelphia	23	5	1	.821	250	879	182	63	10	47	155	7
Ford, New York	26	6	0	.813	299	1034	194	69	8	70	209	5
Coombs, Philadelphia	31	9	3	.775	353	1231	248	74	7	115	224	10
Donovan, Detroit	18	7	0	.720	208	763	184	74	7	61	107	2
Lang, Chicago	9	4	0	.690	130	456	93	49	9	54	98	3
C. Smith, Boston	11	6	0	.647	156	569	141	57	2	35	53	3
Mullin, Detroit	21	12	0	.636	289	1024	260	125	14	102	98	4
Fisher, New York	5	3	1	.625	92	347	95	41	3	18	42	3
Plank, Philadelphia	16	10	0	.615	251	919	218	89	8	55	123	5
Karger, Boston	11	7	0	.611	183	706	162	75	5	53	81	5
Morgan, Philadelphia	18	12	1	.600	290	990	214	92	18	117	134	14
Quinn, New York	18	12	0	.600	236	866	214	88	6	58	82	4
Mitchell, Cleveland	12	8	0	.600	183	656	155	77	15	55	102	2
Kaler, Cleveland	6	4	0	.600	95	338	80	35	4	46	38	2
Johnson, Washington	25	17	1	.595	373	1278	269	92	13	76	313	21
Willett, Detroit	16	11	0	.593	147	808	175	85	17	74	65	10
Harkness, Cleveland	10	7	0	.588	136	492	132	61	3	55	60	2
Cicotte, Boston	15	11	0	.577	250	913	213	94	13	86	104	8
Hall, Boston	12	9	0	.571	188	686	142	68	9	73	95	5
Killian, Detroit	4	3	0	.571	74	280	75	38	6	27	20	1
Pernoll, Detroit	4	3	0	.571	54	200	54	18	5	14	25	2
Collins, Boston	13	11	1	.542	244	895	205	73	1	41	109	1
Vaughn, New York	13	11	3	.542	221	801	190	76	10	58	107	7
White, Chicago	15	13	0	.536	245	903	219	84	12	50	111	4
Summers, Detroit	13	12	0	.520	220	830	211	83	5	60	82	2
Falkenberg, Cleveland	14	13	2	.519	256	944	246	114	8	75	107	8
Warhop, New York	14	14	1	.500	244	890	219	108	18	79	75	0
Walker, Washington	11	11	3	.500	199	723	177	83	8	68	84	3
Krause, Philadelphia	6	6	0	.500	112	389	99	46	8	42	60	0
Joss, Cleveland	5	5	1	.500	107	392	96	35	2	18	49	0
Dygart, Philadelphia	4	4	0	.500	99	350	81	44	3	49	59	3
Wood, Boston	12	13	2	.480	197	705	155	81	10	56	145	5
Walsh, Chicago	18	20	1	.474	369	1294	242	90	4	61	258	6
Reisling, Washington	9	10	1	.474	191	700	185	77	5	44	57	4
Olmstead, Chicago	10	12	1	.455	184	668	174	74	4	50	68	7
Linke, Cleveland-St. L.	5	6	2	.455	144	531	145	63	8	63	60	4
Hughes, New York	7	9	0	.437	151	564	153	77	3	37	64	5
Berger, Cleveland	3	4	0	.429	65	235	57	25	3	32	24	1
Groom, Washington	12	17	0	.414	257	938	244	117	9	77	98	9
Young, Cleveland	7	10	1	.412	163	592	149	62	4	27	58	7
Powell, St. Louis	7	11	0	.389	129	484	121	45	1	28	52	1
Lake, St. Louis	11	18	1	.378	261	979	243	116	1	77	141	5
Arellanes, Boston	4	7	1	.364	100	374	106	41	3	24	33	3
Stroud, Detroit	5	9	1	.357	130	478	123	54	7	41	63	4
Pelty, St. Louis	5	10	0	.333	165	597	157	81	8	70	48	3
Koestner, Cleveland	5	10	1	.333	145	514	145	76	6	63	44	7
Young, Chicago	4	8	0	.333	135	494	122	54	3	39	64	2
Works, Detroit	3	6	0	.333	85	311	73	47	4	39	36	1
Manning, New York	2	4	0	.333	75	283	80	43	4	25	25	3
F. Smith, Chicago-Bos.	5	11	0	.312	156	541	113	62	3	51	58	1
Scott, Chicago	8	18	1	.308	229	807	182	99	4	86	135	8
Gray, Washington	8	19	1	.296	239	868	216	106	10	65	84	9
Ray, St. Louis	4	10	0	.286	140	512	146	77	7	49	35	0
Fanwell, Cleveland	2	9	1	.182	92	534	87	52	6	38	30	8
Bailey, St. Louis	3	18	1	.143	192	709	186	133	10	97	90	8



NATIONAL LEAGUE LEADING BATSMEN.

1—Bates, Philadelphia. 2—Devore, New York. 3—Snodgrass, New York
(Horner). 4—Hofman, Chicago. 5—Wagner, Pittsburg.
6—Magee, Philadelphia.

National League

STANDING OF CLUBS AT CLOSE OF SEASON.


Clubs.	Chic.	N.Y.	Pitts.	Phila.	Cin.	Bkn	St.L.	Bos.	Won.	P.C.
Chicago.....	14	12	14	16	16	15	17	104	.676	
New York.....	8	12	15	14	14	12	16	91	.591	
Pittsburg.....	10	10	11	12	12	17	14	86	.562	
Philadelphia.....	8	7	11	12	13	10	17	78	.510	
Cincinnati.....	6	8	10	10	15	12	14	75	.487	
Brooklyn.....	6	8	10	9	7	12	12	64	.416	
St. Louis.....	7	10	4	12	10	10	10	63	.412	
Boston.....	5	6	8	4	8	10	12	53	.346	
Lost.....	50	63	67	75	79	90	90	614		

CHAMPIONSHIP WINNERS IN PREVIOUS YEARS

1871—Athletics759	1884—Providence	.750	1897—Boston795
1872—Boston830	1885—Chicago770	1898—Boston685
1873—Boston729	1886—Chicago726	1899—Brooklyn682
1874—Boston717	1887—Detroit637	1900—Brooklyn603
1875—Boston899	1888—New York641	1901—Pittsburg647
1876—Chicago788	1889—New York659	1902—Pittsburg741
1877—Boston646	1890—Brooklyn667	1903—Pittsburg650
1878—Boston683	1891—Boston630	1904—New York693
1879—Providence702	1892—Boston680	1905—New York668
1880—Chicago798	1893—Boston667	1906—Chicago765
1881—Chicago667	1894—Baltimore695	1907—Chicago704
1882—Chicago655	1895—Baltimore669	1908—Chicago643
1883—Boston643	1896—Baltimore698	1909—Pittsburg724

INDIVIDUAL BATTING—(First 50 batsmen.)

Name and Club.	G.	AB.	R.	H.	TB.	2B.	3B.	HR.	SH.	SB.	P.C.
Crandall, New York	43	73	10	25	38	2	4	1	3	0	.342
Goode, Boston	23	86	15	29	42	5	4	0	4	5	.337
Magee, Philadelphia	154	519	110	172	263	39	17	6	22	49	.331
Campbell, Pittsburg	74	282	42	92	123	9	5	4	12	17	.326
Hofman, Chicago . . .	135	477	83	155	220	24	16	3	30	29	.325
Snodgrass, New York	112	396	69	127	171	22	8	2	13	33	.321
Wagner, Pittsburg . .	150	556	90	178	240	34	8	4	20	24	.320
Wilhelm, Brooklyn . .	15	19	2	6	8	2	0	0	2	0	.316
Lobert, Cincinnati . .	90	314	43	97	124	6	6	3	20	41	.309
Bates, Philadelphia . .	131	498	91	152	209	26	11	3	19	31	.305
Devore, New York . . .	130	490	92	149	186	11	10	2	7	43	.304
Konetchy, St. Louis.	144	520	87	157	221	23	16	3	11	18	.302
Schulte, Chicago	150	559	93	168	257	29	15	10	27	22	.301
Paskert, Cincinnati . .	141	506	63	152	189	21	5	2	16	51	.300
McLean, Cincinnati . .	119	423	27	126	160	14	7	2	5	4	.298
Chance, Chicago	87	295	54	88	116	12	8	0	6	16	.298
Byrne, Pittsburg . . .	148	602	101	178	251	43	12	2	10	36	.296
Merkle, New York . . .	144	506	75	148	223	35	14	4	19	23	.292
Tinker, Chicago	132	473	48	136	188	25	9	3	18	20	.288
Mitchell, Cincinnati .	156	583	79	167	234	16	18	5	22	35	.286
R. Miller, Chic.-Bos'n	130	483	48	138	182	27	4	3	18	17	.286
Becker, New York . . .	46	126	18	36	55	2	4	3	3	11	.286
Doyle, New York . . .	151	575	97	164	237	21	14	8	19	39	.285
Meyers, New York . . .	117	365	26	104	125	18	0	1	13	5	.285
Wheat, Brooklyn . . .	156	606	78	172	244	36	15	2	11	16	.284
Zimmerman, Chicago	86	335	35	95	132	16	6	3	7	7	.284
Mowery, St. Louis . .	141	489	69	138	180	24	6	2	19	21	.282
Graham, Boston	91	291	31	82	99	13	2	0	9	5	.282
Brennan, Phila.	21	25	1	7	7	0	0	0	0	1	.280
Hoblitzel, Cincinnati	155	611	85	170	232	24	13	4	18	28	.278



THE NATIONAL LEAGUE'S BEST FIELDSERS.

1—Hummel, Brooklyn. 2—Titus, Philadelphia (Horner). 3—Collins, Boston. 4—Doolan, Philadelphia (Horner), 5—Sheckard, Chicago. 6—Lennox, Brooklyn (Horner). 7—Konetchy, St. Louis.

Bresnahan, St. Louis.	78	234	35	65	86	15	3	0	8	13	.278
Clarke, Cincinnati...	56	151	19	42	61	6	5	1	7	1	.278
Murray, New York	148	553	78	153	208	27	8	4	23	57	.277
Wilson, Pittsburg	146	536	59	148	200	14	13	4	15	8	.276
Bridwell, New York	141	492	74	136	165	15	7	0	20	14	.276
Beck, Boston	153	571	52	157	237	32	9	10	10	8	.275
Flynn Pittsburg	93	332	32	91	123	10	2	6	17	6	.274
Leach, Pittsburg	133	529	83	143	189	24	5	4	20	18	.270
Downey, Cincinnati	109	378	43	102	123	9	3	2	17	12	.270
Kling, Chicago	86	297	31	80	107	17	2	2	7	3	.269
White, Boston-Pitts..	33	52	6	14	17	3	0	0	3	0	.269
Wilson, New York	26	52	10	14	20	4	1	0	3	2	.269
Grant, Philadelphia	152	579	70	155	183	15	5	1	34	25	.268
Sweeney, Boston	147	499	43	133	178	22	1	5	17	25	.267
Beaumont, Chicago	56	172	30	46	59	5	1	2	8	4	.267
Huggins, St. Louis	151	547	101	145	175	15	6	1	19	34	.265
Seymour, New York	76	287	32	76	96	9	4	1	10	10	.265
Daubert, Brooklyn	144	552	67	146	215	15	15	8	31	23	.264
Doolan, Philadelphia	148	536	58	141	190	31	6	2	12	16	.263
Evers, Chicago	125	433	87	114	139	11	7	0	13	28	.263

INDIVIDUAL FIELDING—(Best 10 men)

First Basemen.

Name and Club.	G.	P.O.	A.	E.	P.C.
Chance, Chicago	87	773	38	3	.996
Konetchy, St. Louis	144	1,499	98	15	.991
Daubert, Brooklyn	144	1,418	72	16	.990
Sharp, Pittsburg-Boston	117	1,158	84	16	.987
Hyatt, Pittsburg	38	323	19	5	.986
Hoblitzel, Cincinnati	148	1,454	67	24	.984
Bransfield, Philadelphia	110	1,026	51	20	.982
Merkle, New York	144	1,390	84	29	.981
Luderus, Chicago-Philadelphia	36	335	19	7	.981
Sweeney, Boston	17	168	16	4	.979

Second Basemen.

McKechnie, Pittsburg	36	89	112	6	.971
Hummel, Brooklyn	153	344	424	28	.965
Huggins, St. Louis	151	325	452	30	.963
Egan, Cincinnati	131	264	381	26	.961
Knabe, Philadelphia	136	383	381	37	.954
Shean, Boston	148	408	493	44	.953
Evers, Chicago	125	282	347	33	.950
Zimmerman, Chicago	32	73	73	8	.948
Miller, Pittsburg	119	266	321	33	.947
Walsh, Philadelphia	26	53	72	7	.947

Third Basemen.

Zimmerman, Chicago	23	37	40	1	.987
Lennox, Brooklyn	100	135	149	15	.950
Sweeney, Boston	21	39	53	5	.948
Steinfeldt, Chicago	128	137	246	22	.946
McElveen, Brooklyn	54	72	78	9	.943
Grant, Philadelphia	152	193	256	31	.935
Devlin, New York	147	179	284	33	.933
Woodruff, Cincinnati	17	28	28	4	.933
Lobert, Cincinnati	90	123	164	21	.932
Byrne, Pittsburg	148	167	289	35	.929

Short Stops

Doolan, Philadelphia	148	283	500	43	.948
Bridwell, New York	141	304	417	41	.946
Tinker, Chicago	132	277	411	42	.942
Smith, Brooklyn	100	254	318	36	.941
Wagner, Pittsburg	137	337	413	52	.935



LEADING NATIONAL LEAGUE PITCHERS.

1—Brown, Chicago. 2—Richie, Chicago. 3—McQuillen, Philadelphia.
4—Mathewson, New York. 5—Overall, Chicago. 6—Cole, Chicago.

Short Stops—*continued*

Name and Club.	G.	P.O.	A.	E.	P.C.
Hauser, St. Louis.....	117	212	345	41	.931
McMillan, Brooklyn-Cincinnati.....	105	210	336	47	.921
Abbatichio, Pittsburg-Boston.....	47	73	150	23	.907
Sweeney, Boston.....	110	232	300	57	.903
Fletcher, New York.....	22	31	37	8	.895

Outfielders.

Kane, Chicago.....	18	21	0	0	1000
Abbott, St. Louis.....	21	52	2	1	.982
Collins, Boston.....	151	355	23	9	.977
Scheckard, Chicago.....	143	308	21	8	.976
Titus, Philadelphia.....	142	226	22	6	.976
Hofman, Chicago.....	110	249	19	7	.975
Magee, Philadelphia.....	154	285	9	8	.974
H. Smith, Brooklyn.....	16	33	4	1	.974
Wilson, Pittsburg.....	146	255	23	8	.972
Becker, New York.....	45	63	7	2	.972

Catchers.

	G.	P.O.	A.	E.	P.B.	P.C.
Moran, Philadelphia.....	56	278	83	4	6	.989
Miller, Brooklyn.....	28	116	37	2	4	.987
Schlei, New York.....	49	165	43	3	3	.986
Gibson, Pittsburg.....	143	633	203	14	8	.984
McLean, Cincinnati.....	119	485	158	11	13	.983
Needham, Chicago.....	27	131	31	3	3	.982
Bergen, Brooklyn.....	89	373	151	10	5	.981
Kling, Chicago.....	86	407	118	11	10	.979
Phelps, St. Louis.....	80	320	84	10	9	.976
Wilson, New York.....	26	95	22	3	2	.975

Pitchers.

	G.	P.O.	A.	E.	P.C.
Scanlan, Brooklyn.....	34	4	49	0	1000
Leever, Pittsburg.....	25	3	35	0	1000
Overall, Chicago.....	23	5	43	0	1000
Sallee, St. Louis.....	18	2	34	0	1000
Barger, Brooklyn.....	35	9	87	1	.990
Crandall, New York.....	42	12	49	1	.984
Leifield, Pittsburg.....	40	13	75	2	.978
Rucker, Brooklyn.....	41	6	80	2	.977
McQuillan, Philadelphia.....	24	3	39	1	.977
Bell, Brooklyn.....	44	8	74	2	.979

CLUB BATTING.

Club.	G.	AB.	R.	H.	TB.	2B.	3B.	HR.	SH.	SB.	P.C.
New York...	155	5,061	715	1,391	1,854	204	83	31	193	282	.275
Chicago.....	154	4,977	711	1,333	1,822	219	84	34	234	173	.268
Pittsburg.....	154	5,125	655	1,364	1,843	214	83	33	198	148	.266
Cincinnati.....	156	5,121	620	1,326	1,703	150	79	23	182	310	.259
Philadelphia...	157	5,171	674	1,319	1,750	223	71	22	205	199	.255
St. Louis.....	153	4,912	637	1,217	1,569	167	70	15	153	179	.248
Boston.....	157	5,123	495	1,260	1,624	173	49	31	181	152	.245
Brooklyn.....	156	5,125	497	1,174	1,561	166	73	25	183	151	.229

CLUB FIELDING

Club.	G.	PO.	A.	E.	TC.	PB.	P.C.
Brooklyn.....	156	4,238	1,979	235	6,452	19	.964
Chicago.....	154	4,116	1,954	230	6,300	15	.963
Pittsburg.....	154	4,115	1,914	245	6,274	8	.961
Philadelphia.....	157	4,229	1,969	258	6,456	19	.960
St. Louis.....	153	4,012	2,021	261	6,294	22	.959

Club Fielding—*continued*

Cincinnati	156	4,143	1,995	291	6,429	23	.955
New York	155	4,181	1,960	291	6,432	22	.955
Boston	157	4,160	2,214	305	6,679	17	.953

PITCHERS' RECORDS

Name and Club.	T.	W.	L.	P.C.	IP.	AB.	Opponents				SO.	WP.
							H.	R.	HB.	BB.		
Brennan, Philadelphia ...	1	2	0	1000	73	273	72	36	3	28	28	0
Burke, Boston	0	1	0	1000	61	225	68	32	2	29	22	4
Phillippe, Pittsburg	0	14	2	.875	122	465	111	46	3	9	30	0
Cole, Chicago	0	20	4	.833	240	823	174	64	9	130	114	9
Crandall, New York	0	17	4	.810	208	788	194	86	4	43	73	1
Mathewson, New York ..	0	27	9	.750	318	1179	292	100	3	60	184	8
Adams, Pittsburg	0	18	9	.667	245	905	217	95	6	60	101	1
Overall, Chicago	0	12	6	.667	144	501	106	44	1	52	91	5
M. Brown, Chicago	0	25	14	.641	295	1102	256	95	4	64	143	6
Suggs, Cincinnati	0	20	12	.625	266	981	248	96	14	48	91	3
Richie, Boston-Chicago ..	0	11	7	.611	144	518	136	56	3	60	57	4
McQuillan, Philadelphia .	1	9	6	.600	152	534	109	42	3	50	71	2
Reulbach, Chicago	0	12	8	.600	174	645	162	76	9	49	56	4
Moore, Philadelphia	0	22	15	.595	283	999	228	98	10	121	185	5
McIntire, Chicago	0	13	9	.591	176	634	152	70	10	50	65	2
Knetzer, Brooklyn	0	7	5	.583	133	479	122	63	1	60	56	7
Drucker, New York	0	12	10	.545	215	764	174	73	11	82	151	3
Leever, Pittsburg	1	6	5	.545	111	401	104	45	6	25	33	0
Wiltz, New York	1	14	12	.538	235	889	232	96	2	52	88	0
Leifeld, Pittsburg	0	15	13	.536	218	780	197	84	10	67	64	3
Ewing, Philadelphia	1	16	14	.533	255	938	235	110	7	86	102	3
Ames, New York	0	12	11	.522	190	678	161	78	6	63	94	9
Rowan, Cincinnati	2	14	13	.519	261	951	242	122	9	105	108	4
Lush, St. Louis	0	14	13	.519	225	852	235	116	7	70	54	5
Barger, Brooklyn	0	15	15	.500	272	970	267	105	6	107	87	3
White, Boston-Pittsburg .	0	11	11	.500	179	631	157	80	8	87	48	6
Ferguson, Boston	0	7	7	.500	123	433	110	56	7	58	40	2
Foxen, Phila.-Chicago ...	0	5	5	.500	83	292	80	35	3	43	35	3
Rucker, Brooklyn	0	17	18	.486	320	1168	293	112	9	84	147	5
Moren, Philadelphia	0	13	14	.481	205	769	207	104	9	82	74	7
Cannitz, Pittsburg	0	12	13	.480	260	962	246	110	12	61	120	5
Gaspar, Cincinnati	0	15	17	.469	275	1006	257	103	15	75	74	3
Sallee, St. Louis	0	7	8	.467	115	447	112	44	1	24	46	0
Harmon, St. Louis	0	13	15	.464	236	879	227	128	7	133	87	12
Beebe, Cincinnati	0	12	14	.462	214	783	193	101	7	94	93	7
Backman, St. Louis	0	6	7	.462	116	442	117	55	2	53	41	3
Stack, Philadelphia	0	6	7	.462	117	432	115	61	4	34	48	2
Mattern, Boston	1	16	19	.457	305	1122	288	145	6	121	94	3
Scanlan, Brooklyn	1	9	11	.450	217	747	175	76	5	116	103	4
Willis, St. Louis	0	9	12	.429	212	814	224	113	1	61	67	3
Maddox, Pittsburg	0	2	3	.400	87	297	73	40	5	28	29	1
Dessau, Brooklyn	1	2	3	.400	51	204	67	48	5	29	24	2
Frock, Pitts.-Boston	0	2	19	.387	257	939	247	137	5	98	170	3
Burns, Cincinnati	0	8	13	.381	179	671	183	103	12	49	57	3
Corridon, St. Louis	0	6	14	.300	156	594	168	88	9	55	51	7
Wilhelm, Brooklyn	0	3	7	.300	68	280	88	45	1	18	17	4
C. Brown, Boston	1	9	23	.281	263	938	251	113	4	94	88	9
Bell, Brooklyn	0	10	27	.270	310	1108	267	127	4	82	102	1
Raymond, New York	0	4	11	.267	99	378	106	63	8	40	55	2
Schettler, Philadelphia ..	1	2	6	.250	107	389	96	53	2	51	62	5
Curtis, Boston	2	6	24	.200	251	907	251	154	12	124	75	6

American Association
(Class A)



THE MINNEAPOLIS BASEBALL CLUB—CHAMPIONS

Photo—C. J. Hibbard, Minneapolis

CHAMPIONSHIP WINNERS IN PREVIOUS YEARS

1902—Indianapolis	.682	1906—Columbus	.615
1903—St. Paul	.657	1907—Columbus	.584
1904—St. Paul	.646	1908—Indianapolis	.601
1905—Columbus	.658	1909—Louisville	.554

STANDING OF CLUBS AT CLOSE OF SEASON

Club.	Won.	Lost.	P.C.	Club.	Won.	Lost.	P.C.
Minneapolis	107	61	.637	Kansas City	85	81	.512
Toledo	91	75	.548	Milwaukee	76	91	.455
Columbus	88	77	.533	Indianapolis	69	96	.418
St. Paul	88	80	.524	Louisville	60	103	.368

TEN LEADING BATSMEN

Name and Club.	G.	AB.	R.	H.	2B.	3B.	HR.	SH.	SB.	P.C.
Cravath, Minneapolis	164	612	106	200	41	13	14	41	25	.326
Hickman, Toledo	167	598	64	190	25	15	4	19	12	.317
J. Williams, Minneapolis	149	549	83	173	37	9	4	14	16	.315
Clymer, Minneapolis	139	582	109	179	30	7	3	8	38	.308
Downs, Columbus	159	613	91	188	34	12	1	12	25	.307
Altizer, Minneapolis	163	580	111	174	18	10	2	61	65	.300
Hunter, Kansas City	162	589	103	174	27	9	2	26	38	.295
Clarke, St. Paul	131	485	81	142	18	9	2	11	29	.293
Congalton, Columbus	144	543	58	158	29	2	1	21	16	.291
J. Hughes, Louisville	108	329	30	93	4	3	1	12	11	.283

Eastern League
(Class A)



THE ROCHESTER, N. Y. CLUB—CHAMPIONS

Photo—H. C. Weasner, Buffalo.

CHAMPIONSHIP WINNERS IN PREVIOUS YEARS

1892—Providence (1st series)616	1900—Providence623
1892—Binghamton (2d series)667	1901—Rochester645
1893—Erie606	1902—Toronto669
1894—Providence696	1903—Jersey City736
1895—Springfield687	1904—Buffalo657
1896—Providence602	1905—Providence638
1897—Syracuse632	1906—Buffalo607
1898—Montreal586	1907—Toronto619
1899—Rochester626	1908—Baltimore593
		1909—Rochester596

STANDING OF CLUBS AT CLOSE OF SEASON

Club.	Won	Lost	P.C.	Club	Won	Lost	P.C.
Rochester	92	61	.601	Montreal	71	80	.470
Newark	88	66	.571	Buffalo	69	81	.460
Baltimore	83	70	.544	Jersey City	66	88	.429
Toronto	80	72	.526	Providence	61	92	.399

TEN LEADING BATSMEN

Name and Club.	G.	AB.	R.	H.	TB.	2B.	3B.	HR.	SH.	SB.	P.C.
Slattery, Toronto	100	365	32	113	138	17	4	0	13	5	.310
Osborn, Rochester	156	582	75	176	221	25	10	0	25	18	.302
Goode, Baltimore	130	504	76	151	205	9	12	7	15	22	.300
Deiningger, Roch.-J. C.	154	583	88	172	243	24	13	7	17	42	.295
Kelly, Newark	145	551	70	160	207	29	6	2	9	29	.290
Delehanty, Toronto	144	522	60	150	205	29	10	2	13	10	.287
Shaw, Toronto	139	517	79	146	227	22	13	11	16	27	.282
Batch, Rochester	134	480	64	135	166	15	5	2	27	20	.281
Henline, Buffalo	151	577	84	158	207	26	10	1	11	45	.274
White, Buffalo	146	487	58	133	156	13	5	0	31	25	.273

Pacific Coast League.
(Class A)



The Portland, Oregon Club—Champions

CHAMPIONSHIP WINNERS IN PREVIOUS YEARS.

1903—Los Angeles630
1904—Tacoma589
1905—Tacoma (1st series) }*	.583
1905—Los Angeles (2d series) }	.604
1906—Portland657
1907—Los Angeles608
1908—Los Angeles585
1909—San Francisco622

* In play-off Los Angeles won.

STANDING OF CLUBS AT CLOSE OF SEASON.

Club.	Por.	Oak.	S.F.	Ver.	L.A.	Sac.	Won.	Lost.	P.C.
Portland		16	20	20	24	34	114	87	.567
Oakland	27	..	25	28	20	22	122	98	.555
San Francisco ...	17	26	..	28	24	19	114	106	.518
Vernon	24	16	15	..	31	27	113	107	.514
Los Angeles	10	22	27	16	..	26	101	121	.455
Sacramento	9	18	19	15	22	..	83	128	.393

TEN LEADING BATSMEN.

Name and Club.	G.	AB.	R.	H.	SB.	HR.	3B.	2B.	SH.	P.C.
Shaw, San Francisco	155	520	56	146	24	2	8	18	17	.281
Perry, Sacramento	190	692	78	193	33	9	10	33	18	.279
Danzig, Sacramento	144	538	45	147	16	2	4	27	9	.273
Tennant, San Francisco...	223	856	72	231	32	8	5	38	19	.270
Melchoir, San Francisco ..	192	681	65	183	30	1	6	26	30	.269
G. Fisher, Portland	163	537	66	143	13	5	8	31	10	.266
Bodie, San Francisco	212	768	102	202	29	30	5	34	31	.263
Daley, Los Angeles	224	831	104	218	51	2	2	29	22	.262
Wm. Hogan, Oakland	200	739	99	193	37	2	4	29	22	.261
Lewis, San Francisco	125	459	37	120	19	2	1	15	20	.261

Southern League. (Class A)



The New Orleans, Louisiana Club—Champions.

Photo, H. J. Harvey.

CHAMPIONSHIP WINNERS IN PREVIOUS YEARS.

1901—Nashville634
1902—Nashville658
1903—Memphis584
1904—Memphis600
1905—New Orleans651
1906—Birmingham652
1907—Atlanta591
1908—Nashville573
1909—Atlanta640

STANDING OF CLUBS AT CLOSE OF SEASON.

Club.	Won.	Lost.	P.C.
New Orleans	87	53	.621
Birmingham	79	61	.564
Atlanta	75	63	.543
Chattanooga	66	71	.482
Nashville	64	76	.457
Mobile	63	75	.456
Memphis	62	76	.449
Montgomery	59	80	.421

TEN LEADING BATSMEN.

Name and Club.	G.	AB.	R.	1B.	TB.	SH.	SB.	P.C.
Jackson, New Orleans	136	466	82	165	229	14	40	.354
McGilvray, Birmingham ..	140	452	66	147	167	23	45	.325
Swacina, Mobile	138	475	40	149	183	28	21	.313
Molesworth, Birmingham ..	144	505	63	152	192	32	31	.300
Daley, Montgomery	139	533	65	159	197	11	10	.298
Messenger, Birmingham ..	123	442	72	126	173	24	13	.285
Seabaugh, Nashville	109	348	23	99	115	20	9	.284
Yerkes, Chattanooga	141	459	46	128	153	14	27	.278
Crandall, Memphis	142	466	53	128	148	24	24	.274
McBride, Birmingham	141	491	46	134	157	21	24	.273

Western League.
(Class A)



The Sioux City, Iowa Club—Champions.
Waltermire's Studio, Photo.

CHAMPIONSHIP WINNERS IN PREVIOUS YEARS.

1900—Denver581
1901—Kansas City.....	.642
1902—Kansas City.....	.603
1903—Milwaukee.....	.659
1904—Omaha.....	.600
1905—Des Moines.....	.646
1906—Des Moines.....	.660
1907—Omaha.....	.571
1908—Sioux City.....	.607
1909—Des Moines.....	.612

STANDING OF CLUBS AT CLOSE OF SEASON.

Club.	Won.	Lost.	PC.
Sioux City	108	60	.643
Denver	102	65	.611
Lincoln	95	71	.572
Wichita.....	89	78	.533
Omaha.....	84	82	.506
St. Joseph	76	91	.455
Des Moines	72	96	.429
Topeka	42	125	.251

TEN LEADING BATSMEN.

Name and Club.	G.	AB.	R.	1B.	TB.	2B.	3B.	HR.	SH.	SB.	PC.
Fenlon, Sioux City ..	130	509	106	186	271	48	2	11	18	30	.365
Meyers, Sioux City ..	120	466	90	161	236	28	10	9	24	33	.345
Cadman, Omaha	101	269	44	92	133	19	5	4	15	6	.342
Beall, Denver	170	593	128	202	313	31	19	14	20	54	.341
Cranston, Denver ..	126	477	76	160	224	24	11	6	20	22	.335
Neighbors, Sioux City	166	618	115	206	261	35	4	4	39	34	.333
Miller, Sioux City...	135	477	87	151	216	25	5	10	15	18	.317
Quillen, Sioux City ..	164	624	133	197	298	43	8	14	32	45	.316
Belden, Wichita	147	531	82	167	224	30	9	3	27	22	.315
King, Omaha	135	515	98	161	211	24	7	4	24	30	.313

Central League.
(Class B)



The South Bend Club, Champions. Hull, Photo.

CHAMPIONSHIP WINNERS IN PREVIOUS YEARS.

1903—Fort Wayne645
1904—Fort Wayne633
1905—Wheeling595
1906—Grand Rapids657
1907—Springfield637
1908—Evansville600
1909—Wheeling624

STANDING OF CLUBS AT CLOSE OF SEASON.

Club.	SB.	Ft.W.	Day.	Eva.	T.H.	Zan.	G.R.	Wh.	Won.	PC.
South Bend	12	13	11	12	14	11	15	88	.638	
Ft. Wayne	8	..	11	11	12	11	11	15	.577	
Dayton	6	8	..	10	11	12	17	10	.540	
Evansville	9	9	10	..	11	13	7	11	.511	
Terre Haute	8	8	9	9	..	10	12	7	.460	
Zanesville	5	9	8	7	9	..	12	11	.445	
Grand Rapids	9	7	3	13	7	8	..	13	.438	
Wheeling	5	5	9	7	12	8	7	..	.388	
Lost.....	50	58	63	67	74	76	77	82		

TEN LEADING BATSMEN.

Name and Club.	G.	AB.	R.	H.	2B.	3B.	HR.	BB.	SH.	SB.	PC.
Le Jeune, Evansville ..	128	451	81	148	24	9	18	36	18	54	.328
Welchance, South Bend	125	480	59	151	29	14	2	16	11	17	.315
Gainor, Fort Wayne....	136	489	72	152	29	5	4	25	22	28	.311
O'Brien, Zanesville ...	107	236	28	72	12	2	1	12	19	15	.305
Young, Fort Wayne ..	140	548	75	166	31	9	6	16	15	14	.303
Spencer, Dayton	108	400	44	118	20	7	2	10	17	7	.295
Carey, South Bend ...	96	327	39	96	15	8	2	34	11	36	.293
Summerlot, Terre Haute	121	442	40	129	8	2	1	26	22	33	.292
C. Gray, Wheeling	135	519	53	151	31	7	2	37	5	11	.291
Sykes, Dayton.....	140	468	65	136	21	4	2	45	23	32	.291

Connecticut League.
(Class B)



The Waterbury, Connecticut Club—Champions.
Bronson, Photo.

CHAMPIONSHIP WINNERS IN PREVIOUS YEARS.

1897—Meriden684	1904—Bridgeport612
1898—Waterbury623	1905—Holyoke699
1899—New Haven591	1906—Norwich576
1900—Norwich660	1907—Holyoke664
1901—Bristol606	1908—Springfield672
1902—New Haven642	1909—Hartford627
1903—Holyoke632		

STANDING OF CLUBS AT CLOSE OF SEASON.

Club.	Won.	Lost.	P.C.
Waterbury	70	52	.574
Bridgeport	67	52	.563
New Britain	69	55	.556
New Haven	66	55	.545
Hartford	64	58	.525
Springfield	58	67	.466
Northampton	50	72	.409
Holyoke	46	77	.373

TEN LEADING BATSMEN.

Name and Club.	G.	AB.	R.	1B.	2B.	3B.	HR.	SH.	SB.	P.C.
Poster, Holyoke	124	453	68	155	36	5	15	5	24	.342
Ladd, Bridgeport	123	470	68	158	15	9	0	11	13	.336
Soffel, Hartford	109	428	66	133	26	8	3	6	35	.311
Gough, New Haven	103	389	66	120	17	16	6	8	24	.308
Marsans, New Britain	111	412	63	126	21	3	2	22	52	.306
Hart, Hartford	119	427	75	130	17	10	1	22	25	.304
Yale, Northampton	125	466	64	138	18	6	2	16	46	.296
Luby, Northampton	122	480	45	139	30	11	6	9	14	.290
Hoey, Waterbury	112	432	53	124	27	13	0	24	14	.287
McKenna, Hartford	124	449	46	128	25	6	1	13	10	.285

Indiana-Illinois-Iowa League.

(Class B)



The Springfield Club—Champions.

CHAMPIONSHIP WINNERS IN PREVIOUS YEARS.

1901—Terre Haute	.649
1902—Rockford	.587
1903—Bloomington	.603
1904—Springfield	.600
1905—Dubuque	.569
1906—Cedar Rapids	.643
1907—Rock Island	.652
1908—Springfield	.603
1909—Rock Island	.652

STANDING OF CLUBS AT CLOSE OF SEASON.

Club.	Won.	Lost.	P.C.
Springfield	88	48	.647
Rock Island	82	56	.592
Peoria	75	64	.540
Waterloo	72	67	.518
Bloomington	60	76	.441
Dubuque	60	79	.432
Davenport	59	80	.424
Danville	57	82	.410

TEN LEADING BATSMEN.

Name and Club.	G.	AB.	R.	H.	SH.	SB.	P.C.
Manusch, Rock Island	143	530	62	159	29	50	.300
Collins, Waterloo	122	465	47	137	20	53	.295
E. Johnson, Springfield	135	522	59	150	8	16	.287
Schaller, Springfield	135	505	77	143	23	26	.283
Moore, Peoria	132	515	82	143	19	59	.273
H. Darringer, Dubuque	129	510	60	140	15	12	.275
Ohland, Davenport	142	503	79	138	19	34	.274
Johnson, Peoria	141	534	64	145	18	40	.272
Rowan, Peoria	135	510	77	138	30	50	.271
Holycross, Davenport	102	346	40	93	3	14	.269

New England League.
(Class B)



The New Bedford Club—Champions.

CHAMPIONSHIP WINNERS IN PREVIOUS YEARS.

1891—Worcester	.653	1901—Portland	.598
1892—Woonsocket	.670	1902—Manchester	.681
1893—Fall River	.667	1903—Lowell	.637
1894—Fall River	.634	1904—Haverhill	.656
1895—Fall River	.632	1905—Concord	.639
1896—Fall River	.636	1906—Worcester	.638
1897—Brockton	.654	1907—Worcester	.679
1898—Newport-Brockton	.667	1908—Worcester	.645
1899—Portland	.636	1909—Worcester	.621
1900—Portland	.587		

STANDING OF CLUBS AT CLOSE OF SEASON.

Club.	N.B.	Lynn	Wor.	Low.	F.R.	Law.	Hav.	Bro.	Won.	PC.
New Bedford	13	9	10	8	11	11	15	77	.634	
Lynn	5	9	8	8	11	13	14	68	.567	
Worcester	9	9	10	8	9	11	11	67	.554	
Lowell	7	8	7	13	13	8	9	65	.535	
Fall River	10	9	8	5	9	11	9	61	.504	
Lawrence	7	7	9	5	9	7	9	53	.431	
Haverhill	5	4	7	10	5	11	5	47	.392	
Brockton	3	2	5	8	9	6	12	45	.385	
Lost	46	52	54	56	60	70	73	72		

TEN LEADING BATSMEN.

Name and Club.	G.	AB.	R.	H.	TB.	2B.	3B.	HR.	SH.	SB.	PC.
Noblett, Haverhill-Wor.	109	386	55	115	127	8	2	0	21	45	.298
Coulter, Lynn	108	398	52	115	146	15	8	0	26	33	.287
Russell, Worcester	118	441	49	126	164	14	9	2	20	13	.286
Rising, New Bedford	120	486	67	139	167	22	3	0	22	31	.286
Magee, Lowell	123	448	73	128	169	23	6	2	15	25	.286
Cunningham, New Bed'fd	123	460	71	127	169	14	5	6	18	45	.276
McCormick, New Bedford	113	409	65	112	167	22	6	7	21	21	.274
Fluharty, Lowell	123	464	51	126	155	17	6	0	16	24	.272
Page, Worcester	128	511	102	139	172	23	5	0	15	46	.272
McGovern, Brockton	121	432	47	116	144	14	1	4	27	52	.269

New York State League.
(Class B)



The Wilkes-Barre Club—Champions.

CHAMPIONSHIP WINNERS IN PREVIOUS YEARS.

1897—Canandaigua602	1904—Syracuse674
1898—Canandaigua618	1905—A., J. & G. Club590
1899—Rome794	1906—Scranton631
1900—Utica633	1907—Albany612
1901—Albany626	1908—Scranton622
1902—Albany638	1909—Wilkes-Barre624
1903—Schenectady606		

STANDING OF CLUBS AT CLOSE OF SEASON.

Club.	Won.	Lost.	PC.
Wilkes-Barre	85	53	.616
Syracuse	78	57	.578
Elmira	76	57	.571
Scranton	72	66	.522
Albany	70	65	.519
Utica	69	69	.500
Troy	48	85	.361
Binghamton	44	90	.328

TEN LEADING BATSMEN.

Name and Club.	G.	AB.	R.	H.	SH.	SB.	PC.
Kay, Albany	127	443	72	161	6	26	.363
Drake, Wilkes-Barre	122	474	70	161	17	33	.340
Kirke, Scranton	139	541	76	182	7	31	.336
Hartley, Albany	132	512	69	166	20	17	.324
Miller, Scranton	122	469	80	147	9	26	.313
Catiz, Troy-Wilkes-Barre	121	447	60	138	18	30	.309
Armbruster, Syracuse	133	454	51	137	15	23	.302
Hopke, Wilkes-Barre	138	483	54	146	18	19	.302
Johnson, Utica	134	502	52	145	24	25	.289
Zimmerman, Utica	135	479	98	137	17	105	.286

Northwestern League.

(Class B)



The Spokane Club—Champions.

Photo, McLellan's Studio.

CHAMPIONSHIP WINNERS IN PREVIOUS YEARS.

*1901—Portland675
*1902—Butte608
*1903—Butte609
1904—Boise625
1905—Everett618
1906—Tacoma600
1907—Aberdeen625
1908—Vancouver578
1909—Seattle653

*League called Pacific-Northwest.

STANDING OF CLUBS AT CLOSE OF SEASON.

Clubs.	Spok.	Van.	Tac.	Seat.	Won.	PC.
Spokane	34	29	33	96	.596
Vancouver	28	..	26	35	89	.556
Tacoma	20	22	..	31	73	.465
Seattle	17	15	29	..	61	.381
Lost.....	65	71	84	99	319	

TEN LEADING BATSMEN.

Name and Club.	G.	AB.	R.	H.	2B.	3B.	HR.	SH.	SB.	PC.
Nordyke, Spokane	159	563	86	163	23	13	9	25	15	.290
Rockenfield, Tacoma	151	571	66	157	21	8	2	20	44	.275
Breen, Vancouver	148	566	76	154	13	9	2	37	69	.272
Brinker, Vancouver	121	457	42	122	7	8	3	14	11	.267
Cooney, Spokane	135	518	80	138	15	7	1	26	46	.266
Frisk, Seattle-Spokane	152	560	82	148	26	13	7	17	22	.264
Cartwright, Spokane	139	495	61	125	15	7	1	14	26	.253
Lynch, Seattle-Tacoma	115	407	45	103	14	4	5	16	10	.253
Swain, Vancouver	146	543	88	136	14	8	11	14	17	.250
Weed, Spokane-Seattle	154	566	65	141	37	5	2	15	12	.249

Tri-State League.
(Class B)



The Altoona Club—Champions.

CHAMPIONSHIP WINNERS IN PREVIOUS YEARS.

1904—York606
1905—Williamsport629
1906—York591
1907—Williamsport694
1908—Williamsport646
1909—Lancaster658

STANDING OF CLUBS AT CLOSE OF SEASON.

Club.	Won.	Lost.	PC.
Altoona	72	38	.655
Lancaster	63	47	.573
Williamsport	60	50	.545
Trenton	58	52	.527
Johnstown	55	57	.491
Harrisburg	52	59	.438
Reading	45	65	.409
York	37	74	.333

TEN LEADING BATSMEN.

Name and Club.	G.	AB.	R.	H.	SB.	SH.	2B.	3B.	HR.	PC.
Cannell, Williamsport	101	363	64	129	17	15	18	9	1	.355
Swayne, Trenton	100	374	66	127	26	16	9	5	0	.331
Clay, Trenton	111	388	64	127	14	9	19	4	5	.328
Ness, Williamsport	110	410	62	129	24	13	19	6	3	.315
Davis, York-Lancaster	100	360	52	113	20	14	23	7	1	.314
Conn, Johnstown	111	416	50	126	19	19	29	11	6	.303
Coulson, Altoona	110	420	81	127	60	10	28	13	0	.302
J. Coveleskie, Lancaster	108	402	70	116	37	6	10	15	3	.289
Freeman, Harrisburg	113	409	50	117	11	18	19	12	4	.286
Christ, Altoona	102	346	42	99	17	17	16	4	3	.286

Ohio-Pennsylvania League.
(Class C)



The Akron Club—Champions.

F. E. Chart, Cuyahoga Falls.

CHAMPIONSHIP WINNERS IN PREVIOUS YEARS.

1905—Youngstown728
1906—Youngstown613
1907—Youngstown623
1908—Akron692
1909—Akron670

STANDING OF CLUBS AT CLOSE OF SEASON.

Clubs.	Ak.	Can.	McK.	E.L.	Man.	N.C.	Yo.	Erie.	W.	Tie.	PC.
Akron	11	11	9	10	10	10	10	12	73	2	.579
Canton	7	..	10	11	13	9	12	10	72	0	.571
McKeesport	7	8	..	8	10	10	13	8	64	1	.508
East Liverpool ..	9	7	10	..	11	12	6	8	63	1	.508
Mansfield	8	5	8	7	..	10	11	11	60	1	.476
New Castle	8	9	8	5	8	..	9	10	57	1	.460
Youngstown	8	6	5	11	7	8	..	10	55	3	.451
Erie	6	8	10	10	7	8	6	..	55	1	.444
Lost.....	53	54	62	61	66	67	67	69			

TEN LEADING BATSMEN.

Name and Club.	G.	AB.	R.	H.	2B.	3B.	HR.	SB.	SH.	TB.	EB.	PC.
Warrenden, E. Liverpool	126	328	54	112	17	3	2	15	7	141	29	.341
Corbin, Akron	122	472	74	150	31	15	7	28	18	232	82	.318
Curtis, Erie	118	457	62	143	32	6	11	30	9	220	77	.313
Conway, Youngstown	123	469	82	142	16	5	6	54	29	186	44	.303
Durham, McKeesport	124	432	67	125	27	4	15	15	14	205	80	.296
Murphy, Mansfield ..	126	429	63	127	16	8	3	22	25	198	41	.296
Crane, Youngstown ..	124	458	46	131	18	1	0	23	26	151	20	.286
Hinton, Canton	118	427	57	122	23	6	5	23	22	172	50	.286
Ralston, Akron	131	473	76	135	25	11	11	55	22	215	80	.285
Bonnin, Canton	124	438	65	123	18	10	8	26	17	185	62	.281

South Atlantic League.

(Class C)



The Columbus Club—Champions.

Jungerman, Photo.

CHAMPIONSHIP WINNERS IN PREVIOUS YEARS

1904—Macon598
1905—Macon625
1906—Savannah637
1907—Charleston620
1908—Jacksonville694
1909—Chattanooga571

STANDING OF CLUBS AT CLOSE OF SEASON.

Club.	Played.	Won.	Lost.	PC.
Columbus	119	70	49	.588
Macon	118	68	50	.576
Jacksonville	117	60	58	.508
Savannah	119	61	59	.508
Augusta	119	51	68	.429
Columbia	118	46	72	.385

TEN LEADING BATSMEN.

Name and Club.	G.	AB.	R.	H.	TB.	SH.	SB.	PC.
Viola, Augusta	95	344	43	105	126	17	24	.305
Lee, Macon	127	437	55	128	158	29	42	.293
Becker, Columbus	123	414	63	118	150	8	20	.285
Howard, Savannah	114	423	50	116	145	10	24	.274
Morse, Macon	126	430	45	116	136	24	23	.270
Taffee, Jacksonville	121	427	49	114	135	15	41	.267
Bierkotte, Augusta	98	348	53	92	105	7	41	.264
Balenti, Savannah	113	421	50	107	144	14	19	.254
Fox, Columbus	124	398	35	98	121	13	18	.246
Hille, Columbus	122	417	44	101	140	14	19	.246

The Texas League.

(Class C)

CHAMPIONSHIP WINNERS IN PREVIOUS YEARS

1907—Austin629
1908—San Antonio.....	.664
1909—Houston601

STANDING OF CLUBS AT CLOSE OF SEASON.

Club.	Dall.	Hous.	S.A.	Ft.W.	Shre.	Gal.	Ok.	Waco.	W.	P.C.
Dallas	8	11	14	9	14	11	16	83	.593	
Houston	11	11	10	7	14	14	15	82	.586	
San Antonio.....	11	10	7	10	11	9	16	74	.544	
Fort Worth	8	10	11	12	8	14	12	75	.543	
Shreveport	9	10	9	10	9	14	14	75	.532	
Galveston	6	8	8	9	10	10	13	64	.460	
Oklahoma.....	7	7	6	6	12	12	13	63	.460	
Waco.....	5	5	6	7	6	7	2	38	.277	
Lost.....	57	58	62	63	66	75	74	99		

TEN LEADING BATSMEN.

Name and Club.	G.	AB.	R.	H.	2B.	3B.	HR.	EB.	SB.	SH.	P.C.
Gowdy, Dallas	139	493	74	154	44	4	11	85	29	13	.312
Northern, Houston ...	149	515	77	160	22	7	6	54	48	16	.311
McIver, San Antonio ..	136	485	87	47	37	4	7	66	51	7	.303
Downey, Oklahoma ...	123	419	62	125	21	3	6	45	29	12	.298
Jolly, Fort Worth	133	458	72	136	8	6	0	20	45	37	.297
Stinson, San Antonio ..	133	479	69	142	21	8	11	69	30	5	.296
Howrey, Houston	143	516	85	147	12	4	0	20	49	15	.285
Coyle, Fort Worth	140	503	62	141	13	4	1	24	43	12	.280
Jackson, Dallas	144	515	80	144	17	7	5	46	55	31	.280
Gardner, Shreveport ..	133	480	51	134	15	4	0	23	26	30	.279

CLUB BATTING.

Club.	G.	AB.	R.	H.	2B.	3B.	HR.	EB.	SB.	SH.	P.C.
Houston	140	4344	477	1044	126	28	14	224	249	215	.240
Fort Worth ...	138	4826	515	1146	158	29	22	282	254	197	.237
Dallas	140	4634	541	1065	156	28	38	326	299	189	.229
Shreveport	141	4379	442	995	125	42	16	257	173	168	.227
Oklahoma.....	137	4285	443	914	117	20	13	196	212	162	.213
Galveston	139	4234	356	884	122	13	16	196	198	163	.209
San Antonio.....	136	5084	570	1043	145	35	29	302	228	198	.205
Waco.....	137	4571	379	932	129	31	14	233	185	148	.204

CLUB FIELDING.

Club.	G.	PO.	A.	E.	TC.	P.C.
Galveston	139	3586	1667	180	5433	.969
Shreveport	141	3566	1799	212	5577	.962
San Antonio.....	136	3710	1804	250	5764	.957
Fort Worth	138	3536	1798	270	5604	.954
Dallas	140	3727	1745	272	5744	.953
Waco.....	137	3476	1775	293	5544	.949
Houston	140	3712	1779	306	5797	.947
Oklahoma.....	137	3571	1691	377	5639	.933

The Virginia League.

(Class C)

CHAMPIONSHIP WINNERS IN PREVIOUS YEARS

1906—Lynchburg666
1907—Norfolk583
1908—Richmond680
1909—Roanoke598

STANDING OF CLUBS AT CLOSE OF SEASON.

Clubs.	Dan.	Roa.	Nor.	Lyn.	Rich.	Pet.	W.	PC.
Danville	11	12	15	17	14	69	.605
Roanoke	13	..	9	15	14	17	68	.567
Norfolk	5	11	..	11	12	19	58	.509
Lynchburg	11	11	12	..	14	9	57	.487
Richmond	9	10	11	10	..	9	49	.422
Petersburg	7	9	12	9	10	..	47	.409
Lost	45	52	56	60	67	68		

TEN LEADING BATSMEN.

Name and Club.	G.	AB.	R.	H.	TB.	2B.	3B.	HR.	SH.	SB.	PC.
Holland, Roanoke	123	457	60	133	175	20	7	3	14	21	.291
Spratt, Roanoke	108	364	32	106	137	21	5	0	10	5	.291
Murdock, Norfolk	123	418	46	120	157	27	2	2	22	17	.289
Powell, Roanoke	120	442	69	125	168	14	10	3	15	54	.283
S. Griffin, Danville	116	391	52	110	124	12	1	0	42	42	.281
A. Smith, Lynchburg	127	467	67	132	158	16	4	1	10	44	.281
Newton, Roanoke	120	421	55	118	147	17	0	2	11	23	.280
D. Gaston, Danville	109	387	39	108	140	13	9	0	27	22	.279
Hooker, Danville	99	334	38	90	112	16	3	0	22	25	.269
Munson, Norfolk	108	377	42	98	130	11	6	3	9	20	.260

CLUB BATTING.

Club.	G.	AB.	R.	H.	TB.	2B.	3B.	HR.	SH.	SB.	PC.
Roanoke	123	3842	436	971	1213	126	35	10	183	223	.253
Lynchburg	127	4091	360	931	1135	108	39	8	167	150	.228
Danville	117	3663	392	831	1049	132	37	7	210	238	.228
Norfolk	123	4130	437	925	1181	122	39	9	145	229	.224
Petersburg	122	3837	377	860	1053	133	24	4	175	186	.224
Richmond	123	3773	300	801	971	87	30	5	171	152	.212

CLUB FIELDING.

Club.	G.	P.O.	A.	E.	T.C.	PC.
Roanoke	123	3202	1685	165	5052	.967
Richmond	123	3287	1626	183	5096	.964
Danville	117	3139	1566	186	4891	.962
Norfolk	123	3401	1776	255	5432	.953
Lynchburg	127	3366	1756	263	5385	.951
Petersburg	122	3210	1592	254	5056	.950

Western Association.
(Class C)



The Joplin Club—Champions. Courtesy
The Sporting News.

CHAMPIONSHIP WINNERS IN PREVIOUS YEARS

1902*—Nevada702
1903*—Sedalia739
1904 —Iola670
1905 —Wichita585
1906 —Topeka594
1907 —Wichita737
1908 —Topeka638
1909 —Enid651

* Missouri Valley League.

STANDING OF CLUBS AT CLOSE OF SEASON.

Club.	G.	W.	L.	PC.
Joplin	124	90	34	.726
Enid	117	64	53	.547
Sapulpa	126	65	61	.516
Guthrie	120	47	73	.392

Association started with El Reno, Bartlesville, Muskogee, Tulsa, Joplin, Enid, Sapulpa, Guthrie.

TEN LEADING BATSMEN.

Name and Club.	G.	AB.	R.	H.	2B.	3B.	HR.	SH.	SB.	PC.
Kennedy, Enid	107	396	64	129	27	5	0	17	42	.326
Rohn, Joplin	100	342	75	110	15	2	3	14	25	.324
Jeffries, Sapulpa-Bartlesville	97	338	36	105	12	1	3	12	8	.310
Goodrich, Sapulpa	117	454	70	139	37	8	11	9	10	.306
Burton, Joplin	101	362	78	110	16	11	3	28	48	.303
Davis, Sapulpa	116	454	66	137	14	8	2	12	22	.301
Kelley, Joplin	115	450	90	135	20	11	7	15	51	.300
Benham, El Reno	100	404	74	121	34	10	6	10	43	.299
Bowman, Enid	103	391	63	114	16	3	6	10	34	.292
Watson, Joplin	122	468	100	133	20	15	2	27	68	.284

Western Canada League.
(Class C)



The Calgary Club—Champions.

CHAMPIONSHIP WINNERS IN PREVIOUS YEARS

1907—Medicine Hat644
1908—No contest.	
1909—Medicine Hat673

RESULTS OF 1910 SEASON.

FIRST SERIES				SECOND SERIES			
Club.	Won.	Lost.	PC.	Club.	Won.	Lost.	PC.
Calgary	37	16	.698	Edmonton	29	12	.707
Edmonton	32	20	.615	Calgary	31	13	.705
Medicine Hat ...	28	23	.549	Winnipeg	31	17	.646
Moose Jaw	25	25	.500	Moose Jaw	24	19	.558
Lethbridge	23	30	.432	Lethbridge.....	17	23	.425
Brandon	24	32	.429	Saskatoon	17	24	.415
Winnipeg	22	33	.400	Brandon	17	27	.386
Regina	19	31	.380	Regina	7	38	.155

TEN LEADING BATSMEN.

(75 Games)

Name and Club	G.	AB.	R.	H.	2B.	3B.	HR.	TB.	SH.	SB.	PC.
Morse, Edmonton.....	97	360	64	122	4	4	2	162	9	75	.340
Clynes, Calgary	99	385	72	125	11	6	3	159	18	24	.325
Mills, Edmonton.....	97	334	72	107	5	2	0	131	16	53	.320
Smith, Calgary	97	348	81	106	7	10	10	177	14	22	.304
Wilson, Saskatoon ...	78	294	39	87	7	5	1	107	9	18	.293
Lussi, Edmonton	97	341	51	99	5	5	1	131	11	41	.291
Letcher, Regina	86	309	32	89	5	3	0	112	15	9	.288
Isbell, Winnipeg	87	315	30	89	14	2	2	118	17	20	.282
Hurley, Moose Jaw ...	89	310	41	87	6	2	2	109	18	24	.281
Chick, Lethbridge.....	97	372	54	104	12	6	1	143	12	19	.280

Blue Grass League.
(Class D)



The Paris, Kentucky Club—Champions.

CHAMPIONSHIP WINNERS IN PREVIOUS YEARS

1908—Frankfort671
1909—Winchester630

STANDING OF CLUBS AT CLOSE OF SEASON.

Club	Par.	Lex.	Win.	Rich.	Fr'k.	Mays.	W.	PC.
Paris	12	15	18	14	21	80	.630
Lexington	12	..	14	13	13	17	69	.553
Winchester	11	9	..	11	13	19	63	.516
Richmond	8	13	12	..	15	15	63	.512
Frankfort	12	13	11	7	..	17	60	.496
Maysville	4	9	7	11	6	..	37	.294
Lost.....	47	56	59	60	61	89		

TEN LEADING BATSMEN.

Name and Club.	G.	AB.	R.	H.	SB.	SH.	2B.	3B.	HR.	BB.	SO.	PC.
Angemeier, Frankfort..	127	458	54	147	28	15	17	2	0	24	20	.321
Kaiser, Paris	111	429	63	136	40	15	23	12	3	17	54	.317
Kircher, Maysville-Win.	127	469	63	146	51	15	26	3	0	19	27	.312
Callahan, Winchester ..	122	475	70	147	21	8	21	7	1	38	29	.310
Mullin, Winchester....	119	441	47	134	13	16	23	6	1	23	47	.304
Scott, Paris	107	349	48	103	19	20	15	6	2	20	33	.295
McKernan, Paris	121	450	63	133	28	22	23	3	0	29	49	.294
Whitaker, Richmond ..	122	456	63	130	35	10	20	3	4	14	29	.285
Viox, Lexington	127	463	69	130	32	11	23	11	0	42	39	.281
Olson, Richmond	122	467	66	131	33	20	27	1	0	21	34	.281

San Joaquin Valley League.

STANDING OF CLUBS AT CLOSE OF SEASON.

Club	Won.	Lost.	PC.
Bakersfield	21	10	.677
Tulare	13	15	.464
Visalia	13	17	.433
*Coalinga	9	14	.391

* Coalinga dropped out.

Central Association.
(Class D)



The Quincy, Illinois, Club—Champions.

CHAMPIONSHIP WINNERS IN PREVIOUS YEARS

1904—Ottumwa657
1905—Ottumwa613
1906—Burlington681
1907—Waterloo637
1908—Waterloo704
1909—Burlington620

STANDING OF CLUBS AT CLOSE OF SEASON.

Club.	Won.	Lost.	P.C.
Quincy	88	50	.638
Ottumwa	80	57	.584
Hannibal	77	60	.562
Galesburg	69	67	.507
Keokuk	67	70	.489
Monmouth	62	72	.463
Burlington	56	81	.409
Kewanee	48	91	.350

TEN LEADING BATSMEN.

Name and Club.	G.	AB.	R.	H.	2B.	3B.	HR.	TB.	SH.	SB.	SO	BB.	OfS.	P.C.
Kerwin, Hannibal ..	120	426	44	141	22	4	2	177	15	28	28	63	0	.331
Kaylor, Monmouth .	100	365	41	111	19	8	4	158	23	18	35	19	6	.304
Severeid, Ottumwa .	105	382	56	116	25	4	4	161	10	17	34	11	3	.304
Borton, Ottumwa ..	133	468	49	137	24	7	7	196	6	19	71	35	1	.293
Williams, Monmouth	128	476	69	138	30	11	7	210	11	35	116	45	0	.290
Owens, Quincy	139	520	62	148	40	2	9	219	23	21	60	36	3	.285
Nickell, Galesburg ..	138	529	54	145	25	1	1	175	5	22	40	23	0	.274
Foley, Hannibal	129	369	44	101	11	1	1	117	26	21	37	12	1	.274
Dowling, Burlington.	136	455	41	124	33	6	4	181	18	21	73	50	6	.273
Kommers, Galesburg	107	380	41	102	17	1	4	145	13	22	44	20	4	.268

Carolina Association.
(Class D)



Moose & Son, Photo.

CHAMPIONSHIP WINNERS IN PREVIOUS YEARS

1908—Greensboro.....	.573
1909—Greensboro.....	.596

STANDING OF CLUBS AT CLOSE OF SEASON.

Club.	Won.	Lost.	P.C.
Greenville, S. C.....	63	40	.612
Charlotte, N. C.....	56	50	.528
Anderson, S. C.....	56	54	.509
Winston-Salem, N. C.....	51	57	.472
Spartanburg, S. C.....	50	57	.467
Greensboro, N. C.....	46	64	.418

California State League.
(Class B)

Disbanded June 24, 1910

STANDING OF CLUBS AT CLOSE OF SEASON.

Club.	Won.	Lost.	P.C.
Stockton.....	33	20	.625
Fresno.....	32	21	.604
Mercedes.....	26	25	.510
*San Jose.....	22	30	.423

*San Jose dropped on June 24, disbanding the league.

Central Kansas League. (Class D)



The Ellsworth Club—Champions.

CHAMPIONSHIP WINNERS IN PREVIOUS YEARS

1908—Minneapolis623
1909—Ellsworth657

STANDING OF CLUBS AT CLOSE OF SEASON.

Club	Won.	Lost.	P.C.
Ellsworth	53	28	.654
Clay Center	48	33	.593
Abilene	44	33	.571
Salina	44	34	.564
Concordia	43	38	.531
Manhattan	35	43	.449
Junction City	34	48	.415
Chapman	18	62	.225

K. I. T. League. (Class D)

RESULTS OF 1909 SEASON.

Club.	FIRST SEASON		Won.	Lost.	P.C.
Vincennes	36	23			.610
Clarksville	34	23			.596
Paducah	26	33			.441
Hopkinsville	21	38			.356
Club.	SECOND SEASON		Won.	Lost.	P.C.
McLeansboro	40	18			.690
Harrisburg	29	29			.500
Hopkinsville	29	30			.492
Paducah	29	31			.483
Vincennes	28	31			.475
Clarksville	21	37			.362

Connecticut Baseball Association.
(Class D)



The Middletown Club—Champions.

G. J. Fisher, Photo.

STANDING OF CLUBS AT CLOSE OF SEASON.

Club.	Won.	Lost.	P.C.
Middletown	35	30	.538
Willamantic	36	34	.514
New London	37	36	.507
*Norwich	19	20	.487

* Dropped.

Central California Baseball League.
(Class D)

FIRST SEASON

Club.	Won.	Lost.	P.C.
Alameda	12	6	.666
San Leandro	12	7	.632
Berkeley	10	7	.588
Richmond	10	7	.588
Elmhurst	6	9	.400
Fruitvale	3	9	.250

SECOND SEASON

Club.	Won.	Lost.	P.C.
Richmond	10	3	.728
San Leandro	6	3	.666
Berkeley	7	4	.636
Alameda	6	7	.462
Elmhurst	6	7	.462
Fruitvale	4	9	.308

PLAY OFF.

Club.	Won.	Lost.	P.C.
Alameda	2	0	1.000
Richmond	0	2	.000

Eastern Carolina League.
(Class D)



The Fayetteville Club—Champions.

Photo, The Paton Studio.

CHAMPIONSHIP WINNERS IN PREVIOUS YEARS

1908—Wilmington647	1909—Wilson562
-----------------	-------	------	-------------	-------	------

STANDING FIRST SERIES

Club.	Won.	Lost.	PC.	Club.	Won.	Lost.	PC.		
Fayetteville	35	14	.714	Wilmington	22	29	.431
Wilson	30	20	.600	Raleigh	20	28	.417
Goldsboro	22	27	.449	Rocky Mount	..	21	32	.396

STANDING SECOND SERIES

Club.	Won.	Lost.	PC.	Club.	Won.	Lost.	PC.		
Rocky Mount	..	22	13	.629	Goldsboro	17	17	.500
Wilmington	20	14	.588	Wilson	14	19	.424
Raleigh	18	17	.514	Fayetteville	12	23	.343

PLAY OFF.

Club.	Won.	Lost.	
Fayetteville	4	1
Rocky Mount	1	4

Kansas State League.

(Class D)

Champions 1909.

Lyons662
-------	-------	------

STANDING OF CLUBS AT CLOSE OF SEASON.

Club.	Won.	Lost.	PC.	
Hutchinson	72	39	.649
McPherson	59	52	.532
Lyons	58	53	.523
Great Bend	55	55	.500
Newton	56	56	.500
Wellington	51	59	.464
Larned	47	61	.435
Arkansas City	42	67	.386

Eastern Kansas League.
(Class D)



The Sabetha Club—Champions.

O. A. Sawyer, Photo.

STANDING OF CLUBS AT CLOSE OF SEASON.

Club.	Won.	Lost.	PC.
Sabetha	53	28	.654
Seneca	47	39	.547
Hiawatha	45	45	.500
Marysville	35	36	.493
Horton	40	42	.488
Blue Rapids	25	56	.317

Cotton States League.

(Class D)

CHAMPIONSHIP WINNERS IN PREVIOUS YEARS

1902	Natchez
1903	Baton Rouge
1904	Pine Bluff
1905	Greenville
1906	Mobile
1907	Mobile
1908	Jackson
1909	No series

STANDING OF CLUBS AT CLOSE OF SEASON.

Club.	Won.	Lost.	PC.
Greenwood	71	36	.664
Jackson	71	37	.658
Hattiesburg	50	60	.455
Yazoo City	44	62	.415
Vicksburg	46	65	.414
Meridian	45	67	.402

Illinois-Missouri League.
(Class D)



The Pekin, Illinois, Club—Champions.

CHAMPIONSHIP WINNERS IN PREVIOUS YEARS
1908—Hannibal 578 1909—Monmouth 606

STANDING OF CLUBS AT CLOSE OF SEASON.

Club.	Pek.	Clin.	Can.	Lin.	B.-J.	Mac.	P.	W.	L.	PC.
Pekin	17	18	10	11	10	113	66	47	.584
Clinton	7	..	13	18	9	11	115	58	57	.504
Canton	8	12	..	20	8	7	117	55	62	.470
Lincoln	15	16	3	..	3	6	114	43	71	.377
*Beardst'n-Jacksonville	7	4	13	11	..	9	80	44	36	.550
*Macomb	10	8	15	12	5	..	93	50	43	.538

*Dropped.

Southwest Texas League.
(Class D)

STANDING OF CLUBS AT END OF FIRST HALF, JUNE 17.

Club.	Vic.	B.C.	Laredo	Brown	C.C.	B.	W.	PC.
Victoria	4	8	7	10	7	36	.643
Bay City	6	..	4	9	6	8	33	.600
Laredo	2	7	..	2	11	9	31	.574
Brownsville	6	5	3	..	6	6	26	.473
Corpus Christi.....	3	4	3	5	..	6	21	.362
Beeville.....	3	2	5	6	4	..	20	.357
Lost.....	20	22	23	29	37	36		

STANDING OF CLUBS AT END OF SECOND HALF, AUGUST 14.

Club.	Brown.	Vic.	Bee.	B.C.	Laredo.	C.C.	W.	PC.
Brownsville	3	4	10	12	13	42	.700
Victoria	4	..	10	11	8	3	36	.590
Beeville	3	8	..	4	8	9	32	.533
Bay City	4	5	5	..	5	7	26	.433
Laredo	4	6	3	5	..	5	23	.377
Corpus Christi.....	3	3	6	4	5	..	21	.362
Lost.....	18	25	28	34	38	37		

DECIDING SERIES.

Club.	Won.	Lost.
Brownsville	4	2
Victoria	2	4

Michigan State League.
(Class D)



The Cadillac Club—Champions.

Photo, Sours.

STANDING OF CLUBS AT CLOSE OF SEASON.

Club.	Won.	Lost.	PC.
Cadillac	43	42	.558
Traverse City	50	45	.526
Muskegon	49	47	.510
Holland	39	57	.406

Minnesota-Wisconsin League.

(Class D)


CHAMPIONSHIP WINNER, 1909.

Duluth556
--------------	------

STANDING OF CLUBS AT CLOSE OF SEASON.

Club.	Won.	Lost.	PC.
Eau Claire	79	44	.642
Winona	69	54	.561
Wausau	69	55	.557
Superior	64	57	.529
La Crosse	56	68	.451
Red Wing	51	67	.432
Duluth	50	70	.417
Rochester	46	69	.409

M. I. N. K. League.
(Class D)



The Falls City Club—Champions.

STANDING OF CLUBS AT CLOSE OF SEASON.

Club.	Won.	Lost.	P.C.
Falls City	57	40	.587
Clarinda	56	42	.572
Shenandoah	47	52	.475
Auburn	46	51	.474
Maryville	45	54	.455
Nebraska City.....	43	55	.439

South Michigan Association.
(Class D)

CHAMPIONSHIP WINNERS IN PREVIOUS YEARS.

1906—Mt. Clemens670
1907—Tecumseh622
1908—Saginaw581
1909—Saginaw584

STANDING OF CLUBS AT CLOSE OF SEASON.

Club	Won.	Lost.	P.C.
Kalamazoo	87	52	.626
Lansing	87	52	.626
Adrian	83	56	.596
Battle Creek	72	64	.529
Flint	69	71	.493
Bay City	59	81	.422
Jackson	51	85	.375
Saginaw	46	93	.331

Nebraska State League.
(Class D)



The Fremont Club—Champions.

Jackman, Photo.

STANDING OF CLUBS AT CLOSE OF SEASON.

Club.	G.	Won.	Lost.	P.C.
Fremont	106	63	43	.594
Columbus	107	59	48	.551
Kearney	111	60	51	.541
Grand Island	112	60	52	.536
Superior	110	56	54	.509
Seward	112	50	62	.446
Red Cloud	109	47	62	.431
Hastings	107	42	65	.398

Southeastern League.

(Class D)

STANDING OF CLUBS AT CLOSE OF SEASON.

Club.	Won.	Lost.	P.C.
Knoxville	50	30	.625
Morristown	46	37	.554
Johanson City	45	39	.533
Asheville	44	41	.518
Rome	43	41	.512
Gadsden	21	61	.256

Northeast Arkansas League. (Class D)



The Caruthersville Club—Champions First Season.

FIRST SEASON			
Club.	Won.	Lost.	P.C.
Caruthersville	39	22	.639
Paragould	34	24	.586
Jonesboro	29	27	.518
Blytheville	14	43	.246

SECOND SEASON			
Club.	Won.	Lost.	P.C.
Paragould	31	22	.585
Caruthersville	29	26	.537
Jonesboro	24	28	.462
Blytheville	24	32	.429

Ohio State League. (Class D)

CHAMPIONSHIP WINNERS IN PREVIOUS YEARS.		P.C.
1908—Lancaster617
1909—Lima612

STANDING OF CLUBS AT CLOSE OF SEASON.			
Club.	Won.	Lost.	P.C.
Portsmouth	86	52	.623
Lima	82	56	.594
Marion	80	58	.579
Newark	58	80	.421
Lancaster	55	82	.402
Chillicothe	52	85	.380

West Virginia League.

(Class D)

Disbanded July 5, 1910

The Fairmont Club—Champions.

STANDING OF CLUBS AT CLOSE OF SEASON.

Club.	Played.	Won.	Lost.	P.C.
Fairmont	60	42	18	.700
Mannington	60	39	21	.650
Grafton	58	28	30	.483
Clarksburg	58	20	38	.345

Virginia Valley League.

(Class D)

STANDING OF CLUBS AT CLOSE OF SEASON.

Club.	Won.	Lost.	P.C.
Huntington	61	42	.592
Charleston	62	53	.539
Point Pleasant	57	51	.527
Ashland-Catlettsburg	52	55	.486
Parkersburg	49	64	.433
Montgomery	47	63	.427

Southern Illinois League.

Club.	Won.	Lost.	P.C.
McLansboro	18	4	.818
Eldorado	12	10	.545
Herrin	8	10	.444
Mount Vernon	8	10	.444
Harrisburg	5	16	.233

Wisconsin-Illinois League. (Class D)



The Appleton, Wisconsin Club—Champions.
Photo, E. H. Harwood.

CHAMPIONSHIP WINNERS IN PREVIOUS YEARS.

1905—LaCrosse623
1906—LaCrosse644
1907—Freeport658
1908—Wausau597
1909—Madison627

STANDING OF CLUBS AT CLOSE OF SEASON.

Club.	W.	L.	PC.
Appleton	74	45	.621
Rockford	72	50	.607
Fond du Lac	66	55	.545
Madison	62	59	.512
Green Bay	59	61	.492
Racine	59	62	.487
Oshkosh	50	72	.409
Aurora	43	81	.346

Washington State League. (Class D)

STANDING OF CLUBS AT CLOSE OF SEASON.

Club.	Won.	Lost.	PC.
Raymond	37	19	.661
Chehalis	35	19	.618
Aberdeen	24	31	.444
Montesano	22	31	.415

Indiana-Michigan League.

(Class D)



The Berrien Springs, Michigan Club—Champions.

Photo, Dilley.

Classification of the Minor Leagues.

CLASS A.

American Association.
Eastern League.
Pacific Coast League.
Southern League
Western League.

CLASS B.

*California State League.
Central League.
Connecticut League.
I. I. I. League.
New England League.
New York State League.
Northwestern League.
Tri State League.

CLASS C.

Ohio Pennsylvania League.
South Atlantic League.
Texas State League.
Virginia League.
Western Association.
Western Canada League.

* Did not finish season.

CLASS D.

Blue Grass League.
Carolina Association.
Central Association.
Central California League.
Central Kansas League.
Connecticut Baseball Association.
Cotton States League.
Eastern Carolina League.
Eastern Kansas League.
Illinois Missouri League.
Indiana Michigan League.
Kansas State League.
K. I. T. League.
Michigan State League.
M. I. N. K. League.
Minnesota Wisconsin League.
Nebraska State League.
Northeast Arkansas League.
Northern Indiana League.
Ohio State League.
Southeastern League.
Southern Michigan Association.
Southwest Texas League.
Virginia Valley League.
Washington State League.
*West Virginia League.
Wisconsin Illinois League.

Chicago City League. (Independent)



The West End Club—Champions.

STANDING OF CLUBS AT CLOSE OF SEASON.

Club.	Won.	Lost.	P.C.
West Ends	21	8	.724
Chicago Giants	18	12	.600
Rogers Parks	17	13	.567
Logan Squares	13	16	.443
Red Sox	10	19	.345
Spaldings	9	20	.310

CLUB BATTING.

	G.	AB.	R.	H.	TB.	SB.	Field.	Bat.
West Ends	29	945	145	228	295	78	.947	.241
Red Sox	29	930	104	221	278	48	.930	.238
Chicago Giants	30	968	126	229	301	57	.959	.237
Logan Squares	29	902	125	213	255	110	.950	.236
Rogers Parks	30	977	114	229	282	65	.949	.234
Spaldings	29	914	67	181	206	49	.931	.198

TEN LEADING BATSMEN.

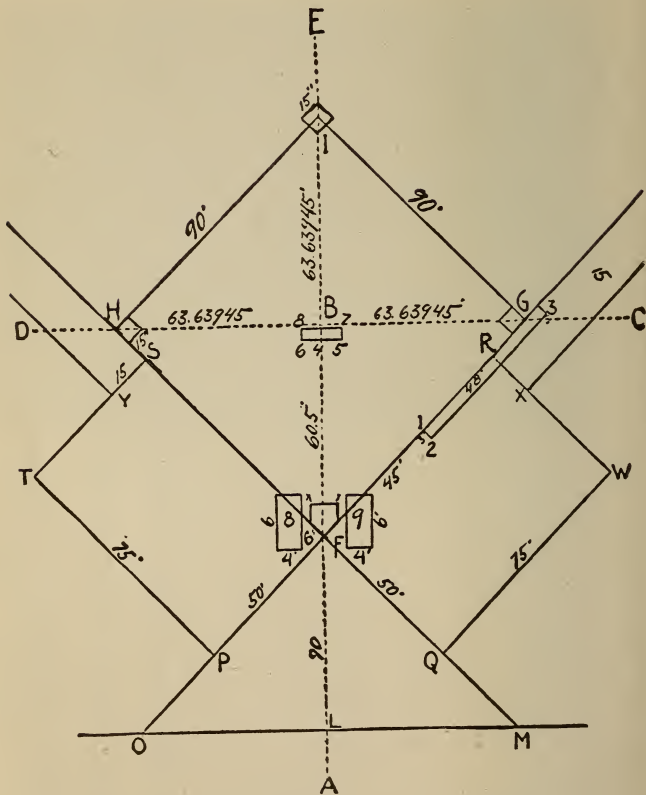
Name and Club.	G.	AB.	R.	H.	TB.	SB.	Field.	Bat.
Hahn, Red Sox	21	72	5	27	31	2	.889	.375
Gilmore, West Ends	25	93	18	34	41	10	.922	.366
Gert'rich, Rogers Park	30	123	15	43	60	10	.964	.350
Pettus, Giants	25	98	23	34	55	12	.984	.347
McAuley, West Ends	29	101	28	34	54	10	.962	.337
Callahan, Logan Square	29	87	17	29	38	38	.915	.333
Mahoney, Red Sox	29	102	15	33	41	10	.929	.324
Winston, Giants	30	111	18	35	43	8	.920	.315
Campion, West Ends	28	96	15	28	36	5	.833	.291
Meier, Logan Square	22	86	19	25	32	15	.933	.291

1910 Pennant Winners

Leagues	Champions	Won	Lost	P. C.
National	Chicago	104	50	.676
American	Athletics	102	48	.680
American Association	Minneapolis	107	61	.637
Blue Grass	Paris	80	47	.630
†California State	Stockton	33	20	.625
Carolina Association	Greenville	63	40	.612
Central	South Bend	88	50	.638
Central Association	Quincy	88	50	.638
Central California	*Alameda	12	6	.666
	Richmond	10	3	.769
Central Kansas	Ellsworth	53	28	.654
Connecticut Association	Middletown	35	30	.538
Connecticut	Waterbury	70	52	.574
Cotton States	Greenwood	71	36	.664
Eastern	Rochester	92	61	.601
Eastern Carolina	*Fayetteville	35	14	.714
	Rocky Mount	22	13	.629
Eastern Kansas	Sabetha	53	28	.654
Indiana-Illinois-Iowa	Springfield	88	48	.647
Indiana-Michigan	Berrien Springs			
Illinois-Missouri	Pekin	66	47	.584
Kansas State	Hutchinson	72	39	.649
Kentucky-Indiana-Tenn.	Vincennes	36	23	.610
	McLeansboro	40	18	.690
Michigan State	Cadillac	43	42	.558
Minnesota-Wisconsin	Eau Claire	79	44	.642
Missouri-Iowa-Neb.-Kan.	Falls City	57	40	.587
Nebraska State	Fremont	63	43	.594
New England	New Bedford	77	46	.634
New York State	Wilkes-Barre	85	53	.616
Northeastern Arkansas	Caruthersville	39	22	.639
	Paragould	31	22	.585
Northern State of Indiana	Wabash			
Northwestern	Spokane	96	65	.596
Ohio and Pennsylvania	Akron	73	53	.579
Ohio State	Portsmouth	86	52	.623
Pacific Coast	Portland	114	87	.567
San Joaquin Valley	Bakersfield	21	9	.700
South Atlantic	Columbus	70	49	.588
Southeastern	Knoxville	50	30	.625
Southern	New Orleans	87	53	.621
Southern Michigan Association	Kalamazoo	87	52	.626
Southwest Texas	Victoria	36	20	.643
	*Brownsville	42	18	.700
Texas	Dallas	83	57	.593
Tri-State	Altoona	72	33	.655
Virginia	Danville	69	45	.605
Virginia Valley	Huntington	61	42	.592
Washington State	Raymond	37	19	.661
Western	Sioux City	108	60	.643
Western Association	Joplin	90	34	.726
Western Canada	Calgary	37	16	.698
	Edmonton	29	12	.707
†West Virginia	Fairmont	38	19	.667
Wisconsin-Illinois	Appleton	74	45	.621

*Won the play-off.

†Did not finish season.



CORRECT DIAGRAM OF A BALL FIELD.
(See Rules 2 to 12.)

Official Playing Rules Professional Baseball Clubs

As adopted at the meeting of the Joint Playing Rules Committee of the National League and the American League, held at National League Headquarters, New York City, March 2, 1904. Amended February 14, 1906; February 25, 1907; February 27, 1908; February 17, 1909, and January 24, 1910.

These Rules have also been adopted by
The National Association of Professional Baseball Leagues.

The Ball Ground.

RULE 1. The ball ground must be enclosed. To obviate the necessity for ground rules, the shortest distance from a fence or stand on fair territory to the home base should be 235 feet and from home base to the grand stand 90 feet.

To Lay Off the Field.

RULE 2. To lay off the lines defining the location of the several bases, the catcher's and the pitcher's position and to establish the boundaries required in playing the game of baseball, proceed as follows:

Diamond or Infield.

From a point A, within the grounds, project a straight line out into the field, and at a point, B, 154 feet from point A, lay off lines B C and B D at right angles to the line A B; then, with B as a center and 63.63945 feet as a radius, describe arcs cutting the lines B A at F and B C at G, B D at H and B E at I. Draw lines F G, G E, E H, and H F, which said lines shall be the containing lines of the Diamond or Infield.

The Catcher's Lines.

RULE 3. With F as a center and 10 feet radius, describe an arc cutting line F A at L, and draw lines L M and L O at right angles to F A, and continue same out from F A not less than 10 feet.

The Foul Lines.

RULE 4. From the intersecting point, F, continue the straight lines F G and F H until they intersect the lines L M and L O, and then from the points G and H in the opposite direction until they reach the boundary lines of the ground, and said lines shall be clearly visible from any part of the diamond, and no wood or other hard substance shall be used in the construction of said lines.

The Players' Lines.

RULE 5. With F as a center and 50 feet radius, describe arcs cutting lines F O and F M at P and Q, then with F as center again and 75 feet radius, describe arcs cutting F G and F H at R and S; then, from the points P, Q, R and S draw lines at right angles to the lines F O, F M, F G and F H, and continue the same until they intersect at the points T and W.

The Coachers' Lines.

RULE 6. With R and S as centers and 15 feet radius, describe arcs cutting the lines R W and S T at X and Y and from the points X and

Y draw lines parallel with the lines F H and F G and continue same out to the boundary lines of the ground.

The Three-Foot Line.

RULE 7. With F as a center and 45 feet radius, describe an arc cutting the line F G at 1, and from 1 to the distance of three feet draw a line at right angles to F G, and marked point 2; then from point 2 draw a line parallel with the line F G to a point three feet beyond the point G, marked 3; then from the point 3 draw a line at right angles to line 2, 3, back to and intersecting with F G, and from thence back along the line G F to point 1.

The Batsman's Lines.

RULE 8. On either side of the line A F B describe two parallelograms six feet long and four feet wide (marked 8 and 9), their longest side being parallel with the line A F B, their distance apart being six inches, added to each end of the length of the diagonal of the square within the angle F, and the center of their length being on said diagonal.

The Pitcher's Plate.

RULE 9. Section 1. With point F as center and 60.5 feet as radius, describe an arc cutting the line F B at line 4, and draw a line 5, 6, passing through point 4 and extending 12 inches on either side of line F B; then with line 5, 6, as a side, describe a parallelogram 24 inches by 6 inches, in which shall be located the pitcher's plate.

Section 2. The pitcher's plate shall not be more than 15 inches higher than the base lines or the home plate, which shall be level with the surface of the field, and the slope from the pitcher's plate to every base line and the home plate shall be gradual.

The Bases.

RULE 10. Section 1. Within the angle F, describe a five-sided figure, two of the sides of which shall coincide with the lines F G and F H to the extent of 12 inches each, thence parallel with the line F B 8 1-2 inches to the points X and Y, a straight line between which, 17 inches, will form the front of the home base or plate.

Section 2. Within the angles at G, I and H describe squares, whose sides are 15 inches in length, two of such sides of which squares shall lie along the lines F G and G I, G I and I H, I H and H F, which squares shall be the location of the first, second and third bases respectively.

RULE 11. The Home Base at F and the Pitcher's Plate at 4 must each be of whitened rubber, and so fixed in the ground as to be even with its surface.

RULE 12. The First Base, at G, the Second Base at E, and the Third Base at H must each be a white canvas bag filled with soft material and securely fastened in place at the points specified in Rule 10.

RULE 13. The lines described in Rules 3, 4, 5, 6, 7, and 8 must be marked with lime, chalk or other white material, easily distinguishable from the ground or grass.

The Ball.

RULE 14. Section 1. The ball must weigh not less than five nor more than five and one-quarter ounces avoirdupois, and measure not less than nine nor more than nine and one-quarter inches in circumference. The Reach American League Ball, or the Spalding National League Ball must be used in all games played under these rules.

Section 2. Two regulation balls of the make adopted by the league of which the contesting clubs are members, shall be delivered by the home club to the umpire at or before the hour for the commencement of a championship game. If the ball placed in play be batted or thrown out of the grounds or into one of the stands for spectators, or in the judgment of the umpire becomes unfit for play from any cause, the umpire shall at once deliver the alternate ball to the pitcher and another legal ball shall be supplied to him so that he shall at all times have in his control one or more alternate balls. Provided, however, that all balls, batted or thrown out of the ground or into a stand shall, when returned to the field, be given into the custody of the umpire immediately, and become alternate balls and so long as he has in his possession two or more alternate balls he shall not call for a new ball to replace one that has gone out of play. The alternate balls shall become the ball in play in the order in which they were delivered to the umpire.

Section 3. Immediately upon the delivery to him of the alternate ball by the umpire, the pitcher shall take his position and on the call of "Play" by the umpire, it shall become the ball in play. Provided, however, that play shall not be resumed with the alternate ball, when a fair batted ball or a ball thrown by a fielder, goes out of the ground, or into a stand for spectators, until the base runners have completed the circuit of the bases unless compelled to stop in compliance with a ground rule.

Discolored or Damaged Balls.

Section 4. In the event of a ball being intentionally discolored by rubbing it with the soil or otherwise by any player, or otherwise damaged by any player, the umpire shall forthwith demand the return of that ball and substitute for it another legal ball, as hereinbefore described, and impose a fine of \$5.00 on the offending player.

Home Club to Provide Balls.

Section 5. In every game the balls played with shall be furnished by the home club, and the last in play shall become the property of the winning club. Each ball shall be enclosed in a paper box, which must be sealed with the seal of the President of the League and bear his certificate that he has examined, measured and weighed the ball contained therein and that it is of the required standard in all respects. The seal shall not be broken by the umpire except in the presence of the captains of the contesting teams after "Play" has been called.

Reserve Balls on Field.

Section 6. The home club shall have at least a dozen regulation balls on the field during each championship game, ready for use on the call of the umpire.

The Bat.

RULE 15. The bat must be round, not over two and three-fourths inches in diameter at the thickest part, nor more than 42 inches in length and entirely of hardwood, except that for a distance of 18 inches from the end, twine may be wound around or a granulated substance applied to the handle.

Number of Players in a Game.

RULE 16. The players of each club, actively engaged in a game at one time, shall be nine in number, one of whom shall act as captain; and in no case shall more or less than nine men be allowed to play on a side in a game.

Positions of the Players.

RULE 17. The players of the team not at bat may be stationed at any points of the field, on fair ground, their captain may elect, regardless of their respective positions, except that the pitcher, while in the act of delivering the ball to the bat, must take his position as defined in Rules 9 and 30; and the catcher must be within the lines of his position as defined in Rule 3 and within 10 feet of home base whenever the pitcher delivers the ball to the bat.

Must Not Mingle With Spectators.

RULE 18. Players in uniform shall not be permitted to occupy seats in the stands, or to mingle with the spectators.

Uniforms of Players.

RULE 19. Every club shall adopt two uniforms for its players, one to be worn in games at home, and the other in games abroad, and the suits of each of the uniforms of a team shall conform in color and style. No player who shall attach anything to the sole or heel of his shoe other than the ordinary base ball shoe plate, or who shall appear in a uniform not conforming to the suits of the other members of his team, shall be permitted to take part in a game.

Size and Weight of Gloves.

RULE 20. The catcher or first baseman may wear a glove or mitt of any size, shape or weight. Every other player is restricted to the use of a glove or mitt weighing not over 10 ounces and measuring not over 14 inches around the palm.

Players' Benches.

RULE 21. Section 1. Players' benches must be furnished by the home club and placed upon a portion of the ground not less than twenty-five (25) feet outside of the players' lines. One such bench shall be for the exclusive use of the visiting team and the other for the exclusive use of the home team. Each bench must be covered with a roof and closed at the back and each end; a space, however, not more than six (6) inches wide may be left under the roof for ventilation. All players and substitutes of the side at bat must be seated on their team's bench except the batsman, base-runners, and such as are legally assigned to coach base-runners. Under no circumstances shall the umpire permit any person except the players and substitutes in uniform and the manager of the team entitled to its exclusive use to be seated on the bench.

Penalty for Violation.

Section 2. Whenever the umpire observes a violation of the preceding section, he shall immediately order such player or players as have disregarded it to be seated. If the order be not obeyed within one minute the offending player or players shall be fined \$5.00 each by the umpire. If the order be not then obeyed within one minute, the offending player or players shall be debarred from further participation in the game, and shall be obliged to forthwith leave the playing field.

A Regulation Game.

RULE 22. Every championship game must be commenced not later than two hours before sunset and shall continue until each team has had nine innings, provided, however, that the game shall terminate:

Section 1. If the side first at bat scores less runs in nine innings than the other side has scored in eight innings.

Section 2. If the side last at bat in the ninth inning scores the winning run before the third man is out.

Section 3. If the game be called by the umpire on account of darkness, rain, fire, panic, or for other cause which puts patrons or players in peril.

Extra-Inning Games.

RULE 23. If the score be a tie at the end of nine (9) innings for each team, play shall be continued until one side has scored more runs than the other in an equal number of innings, provided, that if the side last at bat score the winning run before the third man is out in any inning after the ninth, the game shall terminate.

Drawn Games.

RULE 24. A drawn game shall be declared by the umpire if the score is equal on the last even inning played when he terminates play in accordance with Rule 22, Section 3, after five or more equal innings have been played by each team. But if the side that went second to bat is at the bat when the game is terminated, and has scored the same number of runs as the other side, the umpire shall declare the game drawn without regard to the score of the last equal inning.

RULE 25. If the umpire calls a game in accordance with Rule 22, Section 3, at any time after five innings have been completed, the score shall be that of the last equal innings played, except that if the side second at the bat shall have scored in an unequal number of innings, or before the completion of the unfinished inning, at least one run more than the side first at bat, the score of the game shall be the total number of runs each team has made.

Forfeited Games.

RULE 26. A forfeited game shall be declared by the umpire in favor of the club not in fault, in the following cases:

Section 1. If the team of a club fail to appear upon the field, or being upon the field, refuse to begin a game for which it is scheduled or assigned, within five minutes after the umpire has called "Play" at the hour for the beginning of the game, unless such delay in appearing or in commencing the game be unavoidable.

Section 2. If, after the game has begun, one side refuse to continue to play, unless the game has been suspended or terminated by the umpire.

Section 3. If, after play has been suspended by the umpire one side fails to resume playing in one minute after the umpire has called "Play."

Section 4. If a team employ tactics palpably designed to delay the game.

Section 5. If, after warning by the umpire, any one of the rules of the game be wilfully and persistently violated.

Section 6. If the order for the removal of a player, as authorized by Rules 21, 58 and 64, be not obeyed within one minute.

Section 7. If, because of the removal of players from the game by the umpire, or for any cause, there be less than nine players on either team.

Section 8. If, after the game has been suspended on account of rain, the orders of the umpire be not complied with as required by Rule 29.

Section 9. If, when two games are scheduled to be played in one afternoon, the second game be not commenced within ten minutes of the time of the completion of the first game. The umpire of the first game shall be the timekeeper.

Section 10. In case the umpire declare the game forfeited, he shall transmit a written report thereof to the president of the League within

twenty-four hours thereafter. However, a failure on the part of the umpire to so notify the president shall not affect the validity of his award of the game by forfeiture.

No Game.

RULE 27. "No game" shall be declared by the umpire if he terminates play in accordance with Rule 22, Section 3, before five innings are completed by each team. Provided, however, that if the club second at bat shall have made more runs at the end of its fourth inning than the club first at bat has made in five completed innings of a game so terminated, the umpire shall award the game to the club having made the greater number of runs, and it shall count as a legal game in the championship record.

Substitutes.

RULE 28. Section 1. Each side shall be required to have present on the field during a championship game a sufficient number of substitute players in uniform, conforming to the suits worn by their team-mates, to carry out the provisions of this code which require that not less than nine players shall occupy the field in any inning of the game.

Section 2. Any such substitute may at any stage of the game take the place of a player whose name is in his team's batting order, but the player whom he succeeds shall not thereafter participate in that game.

Section 3. A base-runner shall not have another player whose name appears in the batting order of his team run for him except by the consent of the captain of the other team.

Section 4. Whenever one player is substituted for another, whether as batsman, base-runner or fielder, the captain of the side making the change must immediately notify the umpire, who in turn must announce the same to the spectators. A fine of \$5.00 shall be assessed by the umpire against the captain for each violation of this rule, and the President of the League shall impose a similar fine against the umpire, who, after having been notified of a change, fails to make proper announcement. Play shall be suspended while announcement is being made, and the player substituted shall become actively engaged in the game immediately upon his captain's notice of the change to the umpire.

Choice of Innings—Fitness of Field for Play.

RULE 29. The choice of innings shall be given to the captain of the home club, who shall be the sole judge of the fitness of the ground for beginning a game after a rain, but, after play has been called by the umpire, he alone shall be the judge as to the fitness of the ground for resuming play after the game has been suspended on account of rain, and when time is so called the ground-keeper and sufficient assistants shall be under the control of the umpire for the purpose of putting the ground in proper shape for play, under penalty of forfeiture of the game by the home team.

THE PITCHING RULES.

Delivery of the Ball to the Bat.

RULE 30. Preliminary to pitching, the pitcher shall take his position, facing the batsman with both feet squarely on the ground and in front of the pitcher's plate; and in the act of delivering the ball to the bat he must keep one foot in contact with the pitcher's plate defined in Rule 9. He shall not raise either foot until in the act of delivering the ball to the bat, nor make more than one step in such delivery.

A Fairly Delivered Ball.

RULE 31. A fairly delivered ball is a ball pitched or thrown to the bat by the pitcher while standing in his position and facing the batsman that passes over any portion of the home base, before touching the ground, not lower than the batsman's knees, nor higher than his shoulder. For every such fairly delivered ball the umpire shall call one strike.

An Unfairly Delivered Ball.

RULE 32. An unfairly delivered ball is a ball delivered to the bat by the pitcher while standing in his position and facing the batsman that does not pass over any portion of the home base, between the batsman's shoulder and knees, or that touches the ground before passing home base, unless struck at by the batsman, or with the bases unoccupied, any ball delivered by the pitcher while either foot is not in contact with the pitcher's plate. For every unfairly delivered ball the umpire shall call one ball.

RULE 33. Section 1. If, after the batsman be standing in his proper position ready to strike at a pitched ball, the ball be thrown by the pitcher to any player other than the catcher when in the catcher's lines and within ten feet of the home base (except in an attempt to retire a base-runner), each ball so thrown shall be called a ball.

Section 2. The umpire shall call a ball on the pitcher each time he delays a game by failing to deliver the ball to the batsman for a longer period than twenty seconds, excepting that at the commencement of each inning, or when a pitcher relieves another, that pitcher may occupy one minute in delivering not to exceed five balls to the catcher or an infielder during which time play shall be suspended.

Section 3. In event of the pitcher being taken from his position by either manager or captain, the player substituted for him shall continue to pitch until the batsman then at bat has either been put out or has reached first base.

Balking.

A balk shall be:

RULE 34. Section 1. Any motion made by the pitcher while in position to deliver the ball to the bat without delivering it, or to throw to first base when occupied by a base-runner without completing the throw.

Section 2. Throwing the ball by the pitcher to any base to catch the base-runner without stepping directly toward such base in the act of making such throw.

Section 3. Any delivery of the ball to the bat by the pitcher while either foot is back of the pitcher's plate.

Section 4. Any delivery of the ball to the bat by the pitcher while he is not facing the batsman.

Section 5. Any motion in delivering the ball to the bat by the pitcher while not in the position defined by Rule 30.

Section 6. Holding of the ball by the pitcher so long as, in the opinion of the umpire, to unnecessarily delay the game.

Section 7. Making any motion to pitch while standing in his position without having the ball in his possession.

Section 8. Making any motion of the arm, shoulder, hip or body the pitcher habitually makes in his method of delivery, without immediately delivering the ball to the bat.

Section 9. Delivery of the ball to the bat when the catcher is standing outside the lines of the catcher's position as defined in Rule 3.

If the pitcher shall fail to comply with the requirements of any section of this rule, the umpire shall call a "balk."

Dead Ball.

RULE 35. A dead ball is a ball delivered to the bat by the pitcher, not struck at by the batsman, that touches any part of the batsman's person or clothing while he is standing in his position.

Ball Not in Play.

RULE 36. In case of an illegally batted ball, a balk, foul hit ball not legally caught, dead ball, interference with the fielder or batsman, or a fair hit ball striking a base-runner or umpire before touching a fielder, the ball shall not be considered in play until it be held by the pitcher standing in his position, and the umpire shall have called "Play."

Block Balls.

RULE 37. Section 1. A block is a batted or thrown ball that is touched, stopped or handled by a person not engaged in the game.

Section 2. Whenever a block occurs the umpire shall declare it, and base-runners may run the bases without liability to be put out until the ball has been returned to and held by the pitcher in his position.

Section 3. If the person not engaged in the game should retain possession of a blocked ball, or throw or kick it beyond the reach of the fielders, the umpire shall call "Time" and require each base-runner to stop at the base last touched by him until the ball be returned to the pitcher in his position and the umpire shall have called "Play."

THE BATSMAN'S RULES.

The Batsman's Position.

RULE 38. Each player of the side at bat shall become the batsman and must take his position within the batsman's lines (as defined in Rule 8), in the order that his name appears in his team's batting list

The Order of Batting.

RULE 39. Section 1. The batting order of each team must be on the score card, and must be delivered before the game by its captain to the umpire, at the home plate, who shall submit it to the inspection of the captain of the other side. The batting order delivered to the umpire must be followed throughout the game unless a player be substituted for another, in which case the substitute must take the place in the batting order of the retired player.

Section 2. When the umpire announces the pitcher prior to commencement of game, the player announced must pitch until the first batsman has either been put out or has reached first base.

RULE 40. After the first inning, the first striker in each inning shall be the batsman whose name follows that of the last man, who completed his "time at bat" in the preceding inning.

Players Belong on Bench.

RULE 41. When a side goes to the bat its players must immediately seat themselves on the bench assigned to them as defined in Rule 21, and remain there until their side is put out, except when called to the bat or to act as coaches or substitute base-runners.

Reserve for Umpire, Catcher and Batsman.

RULE 42. No player of the side "at bat," except the batsman, shall occupy any portion of the space within the catcher's lines as defined in Rule 3. The triangular space back of the home base is reserved for the exclusive use of the umpire, catcher and batsman, and

the umpire must prohibit any player of the side "at bat" from crossing the same at any time while the ball is in the hands of the pitcher or catcher, or passing between them while standing in their positions.

Fielder Has Right of Way.

RULE 43. The players of the side at bat must speedily abandon their bench and hasten to another part of the field when by remaining upon or near it they or any of them would interfere with a fielder in an attempt to catch or handle a thrown or batted ball.

A Fair Hit.

RULE 44. A fair hit is a legally batted ball that settles on fair ground between home and first base or between home and third base or that is on fair ground when bounding to the outfield past first or third base or that first falls on fair territory beyond first or third base or that, while on or over fair ground, touches the person of the umpire or player.

A Foul Hit.

RULE 45. A foul hit is a legally batted ball that settles on foul territory between home and first base or home and third base, or that bounds past first or third base on foul territory or that falls on foul territory beyond first or third base, or, while on or over foul ground, touches the person of the umpire or a player.

A Foul Tip.

RULE 46. A foul tip is a ball batted by the batsman while standing within the lines of his position, that goes sharp and direct from the bat to the catcher's hands and is legally caught.

A Bunt Hit.

RULE 47. A bunt hit is a legally batted ball, not swung at, but met with the bat and tapped slowly within the infield by the batsman. If the attempt to bunt result in a foul not legally caught, a strike shall be called by the umpire.

Balls Batted Outside the Ground.

RULE 48. Section 1. When a batted ball passes outside the ground or into a stand the umpire shall decide it fair or foul according to where it disappears from the umpire's view.

Section 2. A fair batted ball that goes over the fence or into a stand shall entitle the batsman to a home run, unless it should pass out of the ground or into a stand at a less distance than two hundred and thirty-five (235) feet from the home base, in which case the batsman shall be entitled to two bases only. The point at which a fence or stand is less than 235 feet from the home base shall be plainly indicated by a white or black sign or mark for the umpire's guidance.

Strikes.

RULE 49. A strike is:

Section 1. A pitched ball struck at by the batsman without its touching the bat; or,

Section 2. A fair ball legally delivered by the pitcher at which the batsman does not strike.

Section 3. A foul hit ball not caught on the fly, unless the batsman has two strikes.

Section 4. An attempt to bunt which results in a foul not legally caught.

Section 5. A pitched ball, at which the batsman strikes but misses and which touches any part of his person.

Section 6. A foul tip, held by the catcher while standing within the lines of his position.

An Illegally Batted Ball.

RULE 50. An illegally batted ball is a ball batted by the batsman when either or both of his feet are upon the ground outside the lines of the batsman's position.

When Batsman is Out.

The batsman is out:

RULE 51. Section 1. If he fail to take his position at the bat in the order in which his name appears on the batting list unless the error be discovered and the proper batsman replace him before he become a base-runner, in which case, the balls and strikes called must be counted in the time "at bat" of the proper batsman. But only the proper batsman shall be declared out, and no runs shall be scored or bases run because of any act of the improper batsman. Provided, this rule shall not be enforced unless the out be declared before the ball be delivered to the succeeding batsman. Should the batsman declared out under this section be the third man out and his side be thereby put out, the proper batsman in the next inning shall be the player who would have come to bat had the players been put out by ordinary play in the preceding inning.

Section 2. If he fail to take his position within one minute after the umpire has called for the batsman.

Section 3. If he make a foul hit other than a foul tip, as defined in Rule 46, and the ball be momentarily held by a fielder before touching the ground; provided it be not caught in a fielder's cap, protector, pocket or other part of his uniform, or strike some object other than a fielder before being caught.

Section 4. If he bat the ball illegally as defined in Rule 50.

Section 5. If he attempt to hinder the catcher from fielding or throwing the ball by stepping outside the lines of the batsman's position, or in any way obstructing or interfering with that player.

Section 6. If, while first base be occupied by a base-runner, the third strike be called on him by the umpire, unless two men are already out.

Section 7. If, while attempting a third strike, the ball touch any part of the batsman's person, in which case base-runners occupying bases shall not advance as prescribed in Rule 55, Section 5.

Section 8. If, before two hands are out, while first and second or first, second and third bases are occupied, he hit a fly ball, other than a line drive, that can be handled by an infielder. In such case the umpire shall, as soon as the ball be hit, declare it an infield or outfield hit.

Section 9. If the third strike be called in accordance with Sections 4 or 5 of Rule 49.

Section 10. If he steps from one batsman's box to the other while the pitcher is in his position ready to pitch.

BASE RUNNING RULES

RULE 52. The base runner must touch each base in legal order, viz: First, second, third and home bases; and when obliged to return while the ball is in play, must retouch the base or bases in reverse order. He can only require the right to a base by touching it, before having been put out, and shall then be entitled to hold such base until he has legally touched the next base in order, or has been legally forced to vacate it for a succeeding base-runner. However, no base-runner shall score a run to count in the game ahead of the base-runner pre-

ceding him in the batting order, if there be such preceding base-runner who has not been put out in that inning.

When the Batsman Becomes a Base-runner.

RULE 53. The batsman becomes a base-runner:

Section 1. Instantly after he makes a fair hit.

Section 2. Instantly after "Four Balls" have been called by the umpire.

Section 3. Instantly after "Three Strikes" have been declared by the umpire.

Section 4. If, without making any attempt to strike at the ball, his person or clothing be hit by a pitched ball unless, in the opinion of the umpire, he plainly makes no effort to get out of the way of the pitched ball.

Section 5. If the catcher interfere with him in or prevent him from striking at a pitched ball.

Section 6. If a fair hit ball strike the person or clothing of the umpire or a base-runner on fair ground.

Entitled to Bases.

RULE 54. The base-runner shall be entitled, without liability to be put out, to advance a base in the following cases:

Section 1. If, while the batsman, he becomes a base-runner by reason of "Four" Balls or for being hit by a pitched ball, or for being interfered with by the catcher in striking at a pitched ball, or if a fair hit ball strike the person or clothing of the umpire or a base-runner on fair ground.

Section 2. If the umpire awards to a succeeding batsman a base on four balls, or for being hit by a pitched ball, or being interfered with by the catcher in striking at a pitched ball and the base-runner be thereby forced to vacate the base held by him.

Section 3. If the umpire call a "Balk."

Section 4. If a ball delivered by the pitcher pass the catcher and touch any fence or building within ninety (90) feet of the home base.

Section 5. If he be prevented from making a base by the obstruction of a fielder, unless the latter have the ball in his hand ready to touch the base-runner.

Section 6. If the fielder stop or catch a batted ball with his cap, glove or any part of his uniform, while detached from its proper place on his person, the runner or runners shall be entitled to three bases.

Section 7. If a thrown or pitched ball strike the person or clothing of an umpire on foul ground the ball shall be considered in play and the base-runner or runners shall be entitled to all the bases they can make.

Returning to Bases.

RULE 55. The base-runner shall return to his base without liability to be put out:

Section 1. If the umpire declares any foul not legally caught.

Section 2. If the umpire declares an illegally batted ball.

Section 3. If the umpire declares a dead ball, unless it be also the fourth unfair ball, and he be thereby forced to take the next base, as provided in Rule 54, Section 2.

Section 4. If the person or clothing of the umpire interfere with the catcher in an attempt to throw or the umpire be struck by a ball thrown by the catcher or other fielder to intercept a base-runner.

Section 5. If a pitched ball at which the batsman strikes but misses, touch any part of the batsman's person.

Section 6. In any and all of these cases the base-runner is not required to touch the intervening bases in returning to the base he is legally entitled to.

Section 7. If the umpire be struck by a fair-hit ball before touching a fielder; in which case no base shall be run unless necessitated by the batsman becoming a base-runner, and no run shall be scored unless all the bases are occupied.

Section 8. If the umpire declares the batsman or another base-runner out for interference.

When Base-Runners are Out.

The base-runner is out:

RULE 56. Section 1. If, after three strikes have been declared against him while the batsman, the third strike ball be not legally caught and he plainly attempts to hinder the catcher from fielding the ball.

Section 2. If, having made a fair hit while batsman, such fair hit ball be momentarily held by a fielder before touching the ground or any object other than a fielder; provided it be not caught in a fielder's hat, cap, protector, pocket, or any other part of his uniform.

Section 3. If, when the umpire has declared "Three Strikes" on him while the batsman, the third strike ball be momentarily held by a fielder before touching the ground. Provided it be not caught in a fielder's cap, protector, pocket or other part of his uniform, or touch some object other than a fielder before being caught.

Section 4. If, after three strikes or a fair hit, he be touched with the ball in the hand of a fielder before he shall have touched first base.

Section 5. If, after three strikes or a fair hit, the ball be securely held by a fielder while touching first base with any part of his person before such base-runner touch first base.

Section 6. If, in running the last half of the distance from home base to first base, while the ball is being fielded to first base, he run outside the three feet lines, as defined in Rule 7, unless he do so to avoid a fielder attempting to field a batted ball.

Section 7. If, in running from first base to second base from second to third base, or from third to home base, he run more than three feet from a direct line between a base and the next one in regular or reverse order to avoid being touched by a ball in the hands of a fielder. But in case a fielder be occupying a base-runner's proper path in attempting to field a batted ball, then the base-runner shall run out of direct line to the next base and behind said fielder and shall not be declared out for so doing.

Section 8. If he fail to avoid a fielder attempting to field a batted ball, in the manner described in Sections 6 and 7 of this rule, or in any way obstruct a fielder in attempting to field a batted ball, or intentionally interfere with a thrown ball. Provided, that if two or more fielders attempt to field a batted ball, and the base-runner come in contact with one or more of them, the umpire shall determine which fielder is entitled to the benefit of this rule, and shall not decide the base-runner out for coming in contact with a fielder other than the one the umpire determines to be entitled to field such batted ball.

Section 9. If at any time while the ball is in play, he be touched by the ball in the hands of a fielder, unless some part of his person be touching the base he is entitled to occupy. Provided, however, that the ball be held by the fielder after touching him, unless the base-runner deliberately knock it out of his hand.

Section 10. If, when a fair or foul hit ball (other than a foul tip as defined in Rule 46) be legally caught by a fielder, such ball be legally held by a fielder on the base occupied by the base-runner when such ball was batted, or the base-runner be touched with the ball in the hands of a fielder, before he retouch such base after such fair or foul hit ball was so caught; provided, that the base-runner shall not be out in such case, if, after the ball was legally caught as above, it be delivered to the bat by the pitcher before the fielder hold it on said

base, or touch the base-runner out with it; but if the base-runner, in attempting to reach a base, detach it from its fastening before being touched or forced out, he shall be declared safe.

Section 11. If, when the batsman becomes a base-runner, the first base, or the first and second bases, or the first, second and third bases be occupied, any base-runner so occupying a base shall cease to be entitled to hold it, and may be put out at the next base in the same manner as in running to first base, or by being touched with the ball in the hands of a fielder at any time before any base-runner following him in the batting order be put out, unless the umpire should decide the hit of the batsman to be an infield fly.

Section 12. If a fair hit ball strike him before touching a fielder, and, in such case, no base shall be run unless necessitated by the batsman becoming a base-runner, but no run shall be scored or any other base-runner put out until the umpire puts the ball back into play.

Section 13. If, when advancing bases, or forced to return to a base, while the ball is in play, he fail to touch the intervening base or bases, in any, in the regular or reverse order, as the case may be, he may be put out by the ball being held by a fielder on any base he failed to touch, or by being touched by the ball in the hands of a fielder in the same manner as in running to first base; provided, that the base-runner shall not be out in such case if the ball be delivered to the bat by the pitcher before the fielder hold it on said base or touch the base-runner with it.

Section 14. If, when the umpire call "Play," after the suspension of a game, he fail to return to and touch the base he occupied when "Time" was called before touching the next base; provided, the base-runner shall not be out, in such case, if the ball be delivered to the bat by the pitcher, before the fielder hold it on said base or touch the base-runner with it.

Section 15. If, with one or no one out and a base-runner on third base, the batsman interferes with a play being made at home plate.

Section 16. If he pass a preceding base-runner before such runner has been legally put out he shall be declared out immediately.

Overrunning First Base.

Section 17. The base-runner in running to first base may overrun said base after touching it in passing without incurring liability to be out for being off said base, provided he return at once and retouch the base, after which he may be put out as at any other base. If, after overrunning first base, he attempt to run to second base, before returning to first base, he shall forfeit such exemption from liability to be put out.

Section 18. If, while third base is occupied, the coacher stationed near that base shall run in the direction of home base on or near the base line while a fielder is making or trying to make a play on a batted ball not caught on the fly, or on a thrown ball, and thereby draws a throw to home base, the base-runner entitled to third base shall be declared out by the umpire for the coacher's interference with and prevention of the legitimate play.

Section 19. If one or more members of the team at bat stand or collect at or around a base for which a base-runner is trying, thereby confusing the fielding side and adding to the difficulty of making such play, the base-runner shall be declared out for the interference of his team-mate or team-mates.

When Umpire Shall Declare an Out.

RULE 57. The umpire shall declare the batsman or base-runner out, without waiting for an appeal for such decision, in all cases where such player be put out in accordance with any of these rules, except Sections 13 and 17 of Rule 56.

COACHING RULES.

RULE 58. The coacher shall be restricted to coaching the base-runner only, and shall not address anyone except the base-runner and then only in words of assistance and direction in running bases. He shall not, by words or signs, incite or try to incite the spectators to demonstrations, and shall not use language which will in any manner refer to or reflect upon a player of the opposite club, the umpire or the spectators. Not more than two coachers, who must be players in the uniform of the team at bat, shall be allowed to occupy the space between the players' and the coacher's lines, one near first and the other near third base, to coach base-runners. If there be more than the legal number of coachers or this rule be violated in any respect the umpire must order the illegal coacher or coachers to the bench, and if his order be not obeyed within one minute, the umpire shall assess a fine of \$5.00 against each offending player, and upon a repetition of the offense, the offending player or players shall be debarred from further participation in the game, and shall leave the playing field forthwith.

The Scoring of Runs.

RULE 59. One run shall be scored every time a base-runner, after having legally touched the first three bases, shall legally touch the home base before three men are put out; provided, however, that if he reach home on or during a play in which the third man be forced out or be put out before reaching first base, a run shall not count. A force-out can be made only when a base-runner legally loses the right to the base he occupies by reason of the batsman becoming a base-runner and he is thereby obliged to advance.

UMPIRE AND HIS DUTIES.

Power to Enforce Decisions.

RULE 60. The umpires are the representatives of the League and as such are authorized and required to enforce each section of this code. They shall have the power to order a player, captain or manager to do or omit to do any act which in their judgment is necessary to give force and effect to one or all of these rules, and to inflict penalties for violations of the rules as hereinafter prescribed. In order to define their respective duties, the umpire judging strikes and balls shall be designated as the umpire-in-chief: the umpire judging base decisions, as the field umpire.

The Umpire-in-chief.

RULE 61. There shall be no appeal from any decision of the umpire on the ground that he was not correct in his conclusion as to whether a batted ball was fair or foul, a base-runner safe or out, a pitched ball, a strike or a ball, or on any other play involving accuracy of judgment and no decision rendered by him shall be reversed except that he be convinced that it be in violation of one of these rules. The captain shall alone have the right to protest against a decision and seek its reversal on a claim that it is in conflict with a section of these rules.

Section 1. The Umpire-in-chief shall take his position in back of the catcher; he shall have full charge of, and be responsible for the proper conduct of the game. With exception of the base decisions to be made by the field umpire, the Umpire-in-chief shall render all decisions that ordinarily would devolve upon a single umpire, and which are prescribed for "The Umpire" in these playing rules.

Section 2. He shall call and count as a ball any unfair ball delivered by the pitcher to the batsman. He shall also call and count as a

strike any fairly delivered ball which passes over any portion of the home base, and within the batsman's legal range as defined in Rule 31, whether struck at or not by the batsman; or a foul tip which is caught by the catcher standing within the lines of his position, within ten feet of the home base; or which, after being struck at and not hit, strikes the person of the batsman; or when the ball be bunted foul by the batsman; or any foul hit ball not caught on the fly unless the batsman has two strikes, provided, however, that a pitched ball shall not be called or counted a "ball" or "strike" by the umpire until it has passed home plate.

Section 3. He shall render base decisions in the following instances: (1) If the ball is hit fair, with a runner on first, he must go to third base to take a possible decision; (2) with more than one base occupied, he shall decide whether or not a runner on third leaves that base before a fly ball is caught; (3) in case of a runner being caught between third and home, when more than one base is occupied, he shall make the decision on the runner nearest the home plate.

Section 4. The Umpire-in-chief alone shall have authority to declare a game forfeited.

RULE 62. Section 1. The Field Umpire shall take such positions on the field of play as in his judgment are best suited for the rendering of base decisions. He shall render all decisions at first base and second base, and all decisions at third base except those to be made by the Umpire-in-chief in accordance with Rule 61, Section 3.

Section 2. He shall aid the Umpire-in-chief in every manner in enforcing the rules of the game and, with the exception of declaring a forfeiture, shall have equal authority with the Umpire-in-chief in fining or removing from the game players who violate these rules.

No Appeal from Decisions Based on Umpire's Judgment.

RULE 63. There shall be no appeal from any decision of either umpire on the ground that he was not correct in his conclusion as to whether a batted ball was fair or foul, a base-runner safe or out, a pitched ball a strike or a ball, or on any other play involving accuracy of judgment, and no decision rendered by him shall be reversed, except that he be convinced that it is in violation of one of these rules. The captain shall alone have the right to protest against a decision and seek its reversal on a claim that it is in conflict with a section of these rules. In case the captain does seek a reversal of a decision based solely on a point of rules, the umpire making the decision shall, if he is in doubt, ask his associate for information before acting upon the captain's appeal. Under no circumstances shall either umpire criticise or interfere with a decision unless asked to do so by his associate.

Duties of Single Umpire.

RULE 64. If but one umpire be assigned, his duties and jurisdiction shall extend to all points, and he shall be permitted to take his stand in any part of the field that in his opinion will best enable him to discharge his duties.

Must Not Question Decisions.

RULE 65. Under no circumstances shall a captain or player dispute the accuracy of the umpire's judgment and decision on a play.

Clubs Cannot Change Umpires.

RULE 66. The umpire cannot be changed during a championship game by the consent of the contesting clubs unless the official in charge of the field be incapacitated from service by injury or illness.

Penalties for Violation of Rules.

RULE 67. In all cases of violation of these rules, by either player or manager, the penalty shall be prompt removal of the offender from the game and grounds, followed by a period of such suspension from actual service in the club as the President of the League may fix. In the event of removal of player or manager by either umpire, he shall go direct to the club house and remain there during progress of the game, or leave the grounds; and a failure to do so will warrant a forfeiture of the game by the Umpire-in-chief.

Section 2. The Umpire shall assess a fine of \$5.00 against each offending player in the following cases: (1) If the player intentionally discolor or damage the ball; (2) if the player fail to be seated on his bench within one minute after ordered to do so by the umpire; (3) if the player violate the coaching rules and refuse to be seated on his bench within one minute after ordered to do so by the umpire; (4) if the captain fail to notify him when one player is substituted for another.

Section 3. In cases where substitute players show their disapproval of decisions by yelling from the bench, the umpire shall first give warning. If the yelling continues he shall fine each offender \$10.00, and if the disturbance is still persisted in he shall clear the bench of all substitute players; the captain of the team, however, to have the privilege of sending to the club house for such substitutes as are actually needed to replace players in the game.

Umpire to Report Violations of the Rules.

RULE 68. The umpire shall, within twelve hours after fining or removing a player from the game, forward to the President a report of the penalty inflicted and the cause therefor.

RULE 69. Immediately upon being informed by the umpire that a fine has been imposed upon any manager, captain or player, the President shall notify the person so fined and also the club of which he is a member; and, in the event of the failure of the person so fined to pay to the Secretary of the League the amount of said fine within five days after notice, he shall be debarred from participating in any championship game or from sitting on a player's bench during the progress of a championship game until such fine be paid.

RULE 70. When the offense of the player debarred from the game be of a flagrant nature, such as the use of obscene language or an assault upon a player or umpire, the umpire shall within four hours thereafter forward to the President of the League full particulars.

Warning to Captains.

RULE 71. The umpire shall notify both captains before the game, and in the presence of each other, that all the playing rules will be strictly and impartially enforced, and warn them that failure on their part to co-operate in such enforcement will result in offenders being fined, and, if necessary to preserve discipline, debarred from the game.

On Ground Rules.

RULE 72. Section 1. Before the commencement of a game the umpire shall see that the rules governing all the materials of the game are strictly observed.

Section 2. In case of spectators overflowing on the playing field, the home captain shall make special ground rules to cover balls batted or thrown into the crowd, provided such rules be acceptable to the captain of the visiting club. If the latter object, then the umpire shall have full authority to make and enforce such special rules, and he shall announce the scope of same to the spectators.

Section 3. In all cases where there are no spectators on the playing

field, and where a thrown ball goes into a stand of spectators, or over or through any fence surrounding the playing field or into the players' bench (whether the ball rebounds into the field or not), the runner or runners shall be entitled to two bases. The umpire in awarding such bases shall be governed by the position of the runner or runners at the time the throw is made.

Section 4. The umpire shall also ascertain from the home captain whether any other special ground rules are necessary, and if there be he shall advise the opposing captain of their scope and see that each is duly enforced, provided they do not conflict with any of these rules and are acceptable to the captain of the visiting team.

Official Announcements.

RULE 73. The umpire shall call "Play" at the hour appointed for the beginning of a game, announce "Time" at its legal interruption and declare "Game" at its legal termination. Prior to the commencement of the game he shall announce the batteries, and during the progress of the game shall announce each change of players. In case of an overflow crowd, he shall announce the special ground rules agreed upon, and he shall also make announcement of any agreement entered into by the two captains to stop play at a specified hour.

Suspension of Play.

RULE 74. The umpire shall suspend play for the following causes:

1. If the rain fall so heavily as in the judgment of the umpire to prevent continuing the game, in which case he shall note the time of suspension, and should rain fall continuously for thirty minutes thereafter he shall terminate the game.

2. In case of an accident which incapacitates him or a player from service in the field, or in order to remove from the grounds any player or spectator who has violated the rules or in case of fire, panic or other extraordinary circumstances.

3. In suspending play from any legal cause the umpire shall call "Time"; when he calls "Time," play should be suspended until he calls "Play" again, and during the interim no player shall be put out, base be run or run be scored. "Time" shall not be called by the umpire until the ball he held by the pitcher while standing in his position.

Field Rules.

RULE 75. No person shall be allowed upon any part of the field during the progress of a game except the players in uniform, the manager of each side, the umpire and such officers of the law as may be present in uniform and such watchmen of the home club as may be necessary to preserve peace.

RULE 76. No manager, captain or player shall address the spectators during the game except in reply to a request for information about the progress or state of the game, or to give the name of a player.

RULE 77. Every club shall furnish sufficient police force to preserve order upon its own grounds, and in the event of a crowd entering the field during the progress of a game, and interfering with the play in any manner, the visiting club may refuse to play until the field be cleared. If the field be not cleared within fifteen minutes thereafter, the visiting club may claim and shall be entitled to the game by a score of nine runs to none (no matter what number of innings has been played).

General Definitions.

RULE 78. "Play" is the order of the umpire to begin the game or to resume it after its suspension.

RULE 79. "Time" is the order of the umpire to suspend play. Such suspension must not extend beyond the day.

RULE 80. "Game" is the announcement of the umpire that the game is terminated.

RULE 81. "An inning" is the term at bat of the nine players representing a club in a game and is completed when three of such players have been legally put out.

RULE 82. "A Time at Bat" is the term at bat of a batsman. It begins when he takes his position, and continues until he is put out or becomes a base-runner. But a time at bat shall not be charged against a batsman who is awarded first base by the umpire for being hit by a pitched ball, or on called balls, or when he makes a sacrifice hit, or for interference by the catcher.

RULE 83. "Legal" or "Legally" signifies as required by these rules.

The Scoring Rules.

RULE 84. To promote uniformity in scoring championship games the following instructions are given and suggestions and definitions made for the guidance of scorers, and they are required to make all scores in accordance therewith.

RULE 85. Section 1. The first item in the tabulated score, after the player's name and position, shall be the number of times he has been at bat during the game, but the exceptions made in Rule 82 must not be included.

Section 2. In the second column shall be set down the runs, if any, made by each player.

Section 3. In the third column shall be placed the first base hits, if any, made by each player.

The Scoring of Base Hits.

Section 4. A base hit shall be scored in the following cases:

When the ball from the bat strikes the ground on or within the foul lines and out of the reach of the fielders.

When a fair ball is partially or wholly stopped by a fielder in motion, but such player cannot recover himself in time to field the ball to first before the striker reaches that base or to force out another base-runner.

When the ball be hit with such force to an infielder or pitcher that he cannot handle it in time to put out the batsman or force out a base-runner. In a case of doubt over this class of hits, a base hit should be scored and the fielder exempted from the charge of an error.

When the ball is hit so slowly toward a fielder that he cannot handle it in time to put out the batsman or force out a base-runner.

In cases where a base-runner is retired by being hit by a batted ball, unless batted by himself, the batsman should be credited with a base hit.

When a batted ball hits the person or clothing of the umpire, as defined in Rule 53, Section 6.

In no case shall a base-hit be scored when a base-runner is forced out by the play.

Section 5. Sacrifice hits shall be placed in the summary.

A sacrifice shall be credited to the batsman who, when no one is out or when one man is out advances a runner a base by a bunt hit, which results in the batsman being put out before reaching first or would so result if it were handled without an error.

A sacrifice hit shall also be credited to a batsman, who, when no one is out, or when but one man is out, hits a fly ball that is caught, but results in a run being scored, or would, in the judgment of the scorer so result if caught.

Fielding Records.

Section 6. The number of opponents, if any, put out by each player shall be set down in the fourth column. Where the batsman is given out by the umpire for a foul strike, or fails to bat in proper order, or is declared out on third bunt strike, the put-out shall be scored to the catcher. In cases of a base-runner being declared "out" for interference, running out of line, or on an infield fly, the "out" should be credited to the player who would have made the play but for the action of the base-runner or the announcement of the umpires.

Section 7. The number of times, if any, each player assists in putting out an opponent shall be set down in the fifth column. An assist should be given to each player who handles the ball in aiding in a run out or any other play of the kind, except the one who completes it.

An assist should be given to a player who makes a play in time to put a runner out, even if the player who could complete the play fail, through no fault of the assisting player.

And generally an assist should be given to each player who handles or assists in any manner in handling the ball from the time it leaves the bat until it reaches the player who makes the put-out, or in case of a thrown ball, to each player who throws or handles it cleanly and in such a way that a put-out results, or would result if no error were made by a team-mate.

Assists should be credited to every player who handles the ball in the play which results in a base-runner being called "out" for interference or for running out of line.

A double play shall mean any two continuous put-outs that take place between the time the ball leaves the pitcher's hands until it is returned to him again standing in the pitcher's box.

Errors.

Section 8. An error shall be given in the sixth column for each misplay which prolongs the time at bat of the batsman or allows a base-runner to make one or more bases when perfect play would have insured his being put out. But a base on balls, a base awarded to a batsman by being struck by a pitched ball, a balk, a passed ball or wild pitch, shall not be included in the sixth column.

An error shall not be charged against the catcher for a wild throw in an attempt to prevent a stolen base, unless the base-runner advance an extra base because of the error.

An error shall not be scored against the catcher or an infielder who attempts to complete a double play, unless the throw be so wild that an additional base be gained.

In case a base-runner advance a base through the failure of a baseman to stop or try to stop a ball accurately thrown to his base, the latter shall be charged with an error and not the player who made such throw, provided there was occasion for it. If such throw be made to second base, the scorer shall determine whether the second baseman or shortstop shall be charged with an error.

In the event of a fielder dropping a fly but recovering the ball in time to force a batter at another base, he shall be exempted from an error, the play being scored as a "force-out."

Stolen Bases.

Section 9. A stolen base shall be credited to the base-runner whenever he advances a base unaided by a base-hit, a put-out, a fielding or a battery error, subject to the following exceptions:

In event of a double or triple steal being attempted where either runner is thrown out, the other or others shall not be credited with a stolen base.

In event of a base-runner being touched out after sliding over a

base, he shall not be regarded as having stolen the base in question.

In event of a base-runner making his start to steal a base prior to a battery error, he shall be credited with a stolen base.

In event of a palpable muff of a ball thrown by the catcher, when the base-runner is clearly blocked, the infielder making the muff shall be charged with an error and the base-runner shall not be credited with a stolen base.

Definition of Wild Pitch and Passed Ball.

Section 10. A wild pitch is a legally delivered ball, so high, low or wide of the plate that the catcher cannot or does not stop and control it with ordinary effort, and as a result the batsman, who becomes a base-runner on such pitched ball, reaches first base or a base-runner advances.

A passed ball is a legally delivered ball that the catcher should hold or control with ordinary effort, but his failure to do so enables the batsman, who becomes a base-runner on such pitched ball, to reach first base or a base-runner to advance.

The Summary.

RULE 86. The summary shall contain:

Section 1. The score made in each inning of the game and the total runs of each side in the game.

Section 2. The number of stolen bases, if any, made by each player.

Section 3. The number of sacrifice hits, if any, made by each player.

Section 4. The number of sacrifice flies, if any, made by each player.

Section 5. The number of two-base hits, if any, made by each player.

Section 6. The number of three-base hits, if any, made by each player.

Section 7. The number of home runs, if any, made by each player.

Section 8. The number of double and triple plays, if any, made by each club and the players participating in same.

Section 9. The number of innings each pitcher pitched in.

Section 10. The number of base hits, if any, made off each pitcher and the number legal at bat scored against each pitcher.

Section 11. The number of times, if any, the pitcher strikes out the opposing batsmen.

Section 12. The number of times, if any, the pitcher gives bases on balls.

Section 13. The number of wild pitches, if any, charged against the pitcher.

Section 14. The number of times, if any, the pitcher hits a batsman with a pitched ball, the name or names of the batsman or batsmen so hit to be given.

Section 15. The number of passed balls by each catcher.

Section 16. The time of the game.

Section 17. The name of the umpire or umpires.

OFFICIAL ATTENDANCE FIGURES, SEASON 1910.

National League		American League.	
Chicago	738,590	Boston	731,680
New York.....	680,500	Philadelphia	598,700
St. Louis.....	542,800	Chicago	531,559
Cincinnati	434,878	New York.....	501,500
Pittsburg	432,500	Detroit	374,719
Philadelphia	355,754	Cleveland	297,410
Brooklyn	337,235	Washington	267,333
Boston	183,317	St. Louis.....	258,050
Total.....3,705,574		Total..... 3,550,951	
Grand total 1910 Major League attendance.....		7,256,525	

1910 Fielding Treats.

Below may be found a list of the triple plays made in the Major Leagues during the 1910 playing season.

April 23—New York vs. Brooklyn, at New York. Wheat and Burch on bases. Hummel grounded to Bridwell, who threw to Doyle, forcing Wheat. Doyle threw to first, retiring Hummel. Burch over-ran first base, and was run down, Merkle to Devlin to Meyers.

April 28—Boston vs. Brooklyn, at Boston. Boston made a batting rally in the seventh and succeeded in getting two men on base. A sharp hit to right field started the triple play machine, made up of Burch, Daubert, McElveen, Bergen and Smith, which put an end to the Doves' hopes.

May 4—Detroit vs. Chicago, at Chicago. Cole on first base, Dougherty on second. Purtell lined to Simmons (first base), who tagged first, retiring Cole, and then threw to Delehanty, catching Dougherty off second.

June 18—Detroit vs. Boston, at Boston. Stahl on first, Gardner on second. Lewis drove what seemed a safe fly, but Ty Cobb managed to get it and threw to Delehanty, who tagged the base, putting Gardner out, and then tagged Stahl, coming in to the base.

July 20—New York vs. Cincinnati, at Cincinnati. Doyle on third, Becker on second. Murray lined to Downey, who stepped on third, retiring Murray and Doyle, and threw to Egan, retiring Becker.

July 30—Chicago vs. St. Louis, at St. Louis, National League. Men on first and second. Line drive to Hauser, who touched second and threw to first.

August 27—New York vs. Chicago, at Chicago, National League. Men on first and second. Batter lined to pitcher, who tipped ball with his glove. Evers caught the ball, retired the man running from first to second, and was obliged to toss to Zimmerman for the third out.

September 2—Cincinnati vs. Pittsburg, at Pittsburg. Flynn on second, Wilson on first. Gibson flied to Hoblitzel, who threw to Egan at first, retiring Wilson. Egan threw to McMillan at second, who put Flynn out.

September 18—Boston vs. Chicago, at Chicago, American League. Lewis on first, Stahl on second. Purtell lined to Parent, who threw to second, retiring Stahl. Zeider shot the ball to Gandil, at first, retiring Lewis.

October 2—Chicago vs. Cincinnati, at Cincinnati. Men on first and third. A long fly to Sheckard was fielded home in time to get the man from third, and Kling whipped the ball to Archer at first, retiring the third man, and completing the last of the numerous triple plays of the season.

RECORDS OF THE NATIONAL GAME

Catchers.

- Record batting percentage—James L. White, Boston, 1873; 60 games, .401.
- Record fielding percentage—Joe Sugden, St. Louis American, 1904, 79 games, .990. J. O'Connor, St. Louis American, 1906, 54 games, .990. Frank Bowerman, New York National, 1907, 62 games, .990.
- Record number chances accepted—Schreckengost, Philadelphia American League, 1905, 899 chances.
- Record number consecutive games—George Gibson, Pittsburg, 1909, 140 games.

Pitchers.

- Record batting percentage—C. J. Ferguson, Boston, 1887, 69 games, .412.
- Record fielding percentage—Harry Howell, New York American League, 1903, 26 games, 1.000; H. Briggs, Chicago National League, 1904, 34 games, 1.000; T. F. Sparks, Philadelphia National League, 1905, 34 games, 1.000; Lew Richie, Philadelphia National League, 1906, 33 games, 1.000; Gus Dorner, Boston National League, 1907, 36 games, 1.000; M. Brown, Chicago National League, 1908, 44 games, 1.000; Geo. McQuillen, Philadelphia National League, 1909, 41 games, 1.000; W. D. Scanlon, Brooklyn National League, 1910, 34 games, 1.000; Cy Young, Cleveland American League, 1910, 27 games, 1.000; Sam Leever, Pittsburg National League, 1910, 25 games, 1.000.
- Record number successive games pitched—A. G. Spalding, Boston, pitched all games for the first four years.

First Baseman.

- Record batting percentage—A. C. Anson, Chicago, 1887, 122 games, .421.
- Record fielding percentage—F. L. Chance, Chicago National League, 1910, 87 games, .996.
- Record number chances accepted—Jiggs Donahue, Chicago American League, 1907, 986.
- Record number games played in one season—Geo. La Chance, Boston American League, 1904, 157; J. Donahue, Chicago American League, 1907, 157.

Second Baseman.

- Record batting percentage—Ross Barnes, Boston National League, 1873, 60 games, .453.
- Record fielding percentage—Napoleon Lajoie, Cleveland American League, 1905, 59 games, .991.
- Record number chances accepted—Napoleon Lajoie, Cleveland American League, 1908, 988.
- Record number games played in one season—Ferris, Boston American League, 1904, 156; Ritchey, Pittsburg National League, 1904, 156.

Third Baseman.

- Record batting percentage—Levi Meyerle, Philadelphia, 1871, 37 games, .403.
- Record fielding percentage—H. Steinfeldt, Chicago National League, 1907, 151 games, .967.
- Record number of chances accepted—Collins, Boston National League, 1899, 601.
- Record number games played in one season—Arthur Devlin, New York National League, 1908, 157.

Shortstops.

- Record batting percentage—Geo. Wright, Boston National League, 1873, 59 games, .422.
 Record fielding percentage—Tom Turner, Cleveland American League, 1910, 74 games, .973.
 Record number chances accepted—Allen, Philadelphia National League, 1892, 955.
 Record number games played in one season—Joe Tinker, Chicago National League, 1908, 157.

Right Fielders.

- Record batting percentage—Wm. Keeler, Baltimore, 1897, 128 games, .432.
 Record fielding percentage—Frank Schulte, Chicago National League, 1908, 89 games, .992.

Center Fielders.

- Record batting percentage—Hugh Duffy, Boston National League, 1894, 124 games, .438.
 Record fielding percentage—Harry Bay, Cleveland American League, 1904, 132 games, .990.

Left Fielders.

- Record batting percentage—Jesse Burkett, Cleveland American League, 1895, 132 games, .423.
 Record fielding percentage—Briscoe Lord, Cleveland, American League, 1909, 67 games, .992.
 Record number chances accepted by outfielder—Slagle, Washington, 1899, 424.

BATTING RECORDS AND FEATS.

- Greatest number of times at bat—Brown of Louisville, 1892, 658 times.
 Greatest number of one-base hits—Keeler of Baltimore, 1897, 243.
 Fungo hitting—M. Mitchell, Cincinnati Nationals, September 11, 1907; distance 413 feet 8 1-2 inches.
 Bunt and run to first base—John Thoney, Toronto, Eastern League, September 11, 1907, time 3 1-5 seconds; Shaw of St. Louis National League, at Cincinnati, October 4, 1908, time 3 1-5 seconds.
 Greatest number of hits in one game since 1876—36, Philadelphia National League club, off pitcher John Wadsworth of Louisville.
 Greatest number of home runs in one season—Major league: 1889, John Freeman of Washington, 25 home runs.
 Batting record for single game—Major league: July 22, 1899, Beaumont, Pittsburg, 6 hits in 6 times at bat off W. Piatt; Delehanty, Philadelphia, July 13, 1896, off Terry, Chicago, in 5 times at bat made 4 home runs and 1 single. Minor league; Bottenus, Buffalo, 1895, in 5 times at bat made 4 home runs and 1 two-base hit.
 Club batting record—Minor league: Corsicana club, Texas League, claims this record, game of July 14, 1902, Corsicana vs. Texarkana, score 54 to 2. There were made 10 two-base hits, 12 three-base hits, 19 home runs.
 Robert Lowe, William Bottenus, Daniel Brouters and Edward Delehanty are credited with each having a record of driving out 4 home runs in a single game.
 In 1907, Chase, New York Americans, batted safely in 27 consecutive games.
 Greatest "total bases" in one game—May 13, 1895, R. Lowe, off Chamberlain, 4 home runs, and 1 single, total 17; July 13, 1896, E. Delehanty, off Terry, Chicago, 4 home runs, 1 single, total 17.

Greatest number of home runs in a game—Major league: 1886, June 12, Detroit-St. Louis, 7; minor league: 1902, July 14, Corsicana, Texas, 19.

PITCHING RECORDS AND FEATS.

No-hit, no player reached first base.

- 1876—First no-hit game in the history of Base Ball. August 17, James Galvin, St. Louis Reds, against Cass club of Detroit, not a man reaching first, at Iona, Mich.
- 1880—Richmond (Worcester) vs. Cleveland, June 12.
John M. Ward (Providence) vs. Buffalo, June 17.
- 1904—Denton T. Young (Boston) vs. Athletics, May 5.
- 1906—Thomas Fisher (Shreveport, Southern Association) vs. Montgomery, September 1.
- 1908—Charles Evans (Hartford, Connecticut League) vs. Bridgeport, July 21.
A. Joss (Cleveland) vs. Chicago, October 2.

NO-HIT GAMES.

- 1880—Richmond (Worcester) vs. Cleveland, June 12.
Ward (Providence) vs. Buffalo, June 17.
Corcoran (Chicago) vs. Boston, August 19.
Galvin (Buffalo) vs. Worcester, August 20.
- 1882—Mullane (Louisville) vs. Cincinnati, September 11.
Corcoran (Chicago) vs. Worcester, September 20.
Hecker (Louisville) vs. Pittsburg, September 19.
- 1883—Radbourne (Providence) vs. Cleveland, July 25.
Dailey (Cleveland) vs. Philadelphia, September 13.
- 1884—Corcoran (Chicago) vs. Providence, July 27.
Galvin (Buffalo) vs. Detroit, August 4.
McKeon (Indianapolis) vs. Cincinnati, May 6.
Atkissen (Athletics) vs. Pittsburg, May 24.
Morris (Columbus) vs. Pittsburg, May 29.
Mountain (Columbus) vs. Washington, June 13.
- 1885—Clarkson (Chicago) vs. Providence, July 27.
Ferguson (Philadelphia) vs. Providence, August 29.
- 1886—Terry (Brooklyn) vs. St. Louis, July 24.
Atkissen (Athletics) vs. Metropolitans, May 1.
Kilroy (Baltimore) vs. Pittsburg, October 6.
- 1888—Terry (Brooklyn) vs. Louisville, May 27.
Porter (Kansas City) vs. Baltimore, June 6.
Seward (Athletics) vs. Cincinnati, June 26.
Weyhing (Athletics) vs. Kansas City, July 31.
- 1890—King (Chicago) vs. Brooklyn, June 21.
Titcomb (Rochester) vs. Syracuse, September 15.
- 1891—Lovett (Brooklyn) vs. New York, June 22.
Rusie (New York) vs. Brooklyn, July 31.
Breitenstein (Louisville) vs. St. Louis, October 4.
- 1892—Stivetts (Boston) vs. Brooklyn, August 6.
Sanders (Louisville) vs. Baltimore, August 22.
Jones (Cincinnati) vs. Pittsburg, October 15.
- 1893—Hawke (Baltimore) vs. Washington, August 16.
- 1897—Cy Young (Cleveland) vs. Cincinnati, September 18.
- 1898—Breitenstein (Cincinnati) vs. Pittsburg, April 22.
Hughes (Baltimore) vs. Boston, April 22.
Thornton (Chicago) vs. Boston, July 8.
Thornton (Chicago) vs. Brooklyn, August 21.
- 1899—Phillippe (Louisville) vs. New York, May 28.
Gray (Buffalo) vs. Indianapolis, May 8.

- Newton (Indianapolis) vs. Milwaukee, June 9.
 Willis (Boston) vs. Washington, August 7.
 1901—Hahn (Cincinnati) vs. Philadelphia, July 12.
 Mathewson (New York) vs. St. Louis, July 15.
 1902—Callahan (Chicago) vs. Detroit, September 20.
 1903—Fraser (Philadelphia) vs. Chicago, September 18.
 1904—D. T. (Cy) Young (Boston) vs. Philadelphia, May 5.
 Tannehill (Boston) vs. Chicago, August 17.
 1905—Mathewson (New York) vs. Chicago, June 13.
 Henley (Philadelphia) vs. St. Louis, July 22.
 Dineen (Boston) vs. Chicago, September 27.
 Smith (Chicago) vs. Detroit, September 6.
 1906—Lush (Philadelphia) vs. Brooklyn, May 3.
 Eason (Brooklyn) vs. St. Louis, July 20.
 1907—Pfeffer (Boston) vs. Cincinnati, May 8.
 Maddox (Pittsburg) vs. Brooklyn, September 20.
 1908—D. T. (Cy) Young (Boston) vs. New York, June 30.
 Wiltse (New York) vs. Philadelphia, July 4.
 Rucker (Brooklyn) vs. Boston, September 5.
 Rhoades (Cleveland) vs. Boston, September 18.
 Smith (Chicago) vs. Athletics, September 20.
 Joss (Cleveland) vs. Chicago, October 2.
 1909—April 15, opening day of season in New York, Ames, New York, pitched nine innings against Brooklyn, the latter not making a hit in that time but New York losing the game in the 13th inning.
 1910—Joss (Cleveland) vs. Chicago, April 20 (no run).
 Bender (Philadelphia) vs. Cleveland, May 12 (no run).

TEN INNINGS WITH NO HITS.

- 1889—Kimber (Brooklyn) vs. Toledo, October 1.
 1890—King (Chicago) vs. Brooklyn, June 21, 2—0. King lost—runs scored on errors.
 1906—McIntyre (Brooklyn) vs. Pittsburg. Pittsburg won in the 11th inning.
 1908—Wiltse (New York Nationals) vs. Philadelphia, July 4, 1—0.

BASE RUNNING.

- Circling the bases—Lobert, Cincinnati National League, at Cincinnati, October 12, 1910. Time, 13 4-5 seconds.
 Triple steals—September 26, 1905, St. Louis vs. Athletics—Padden, Sugden and Burkett; April 27, 1908, Athletics vs. Washington—Davis, Coombs and Oldring.
 Record number stolen bases in one season—Harry Stovey, Athletics, 1888, 156.

THROWING RECORDS.

- Long distance—Sheldon Lejeune, Evansville, (Central League), at Cincinnati, October 9, 1910; distance, 426 feet, 6 and 1-4 inches. The former record of 400 feet 7 1-2 inches was held for 38 years by John Hatfield of Brooklyn.
 Accurate throwing—George Gibson, Pittsburg National League, at Cincinnati, September 11, 1907.

MISCELLANEOUS RECORDS.

- Longest game—Athletics vs. Boston American League, at Boston, September 1, 1906; 24 innings, 4—1.
 Shortest game—Atlanta vs. Mobile, at Atlanta, Georgia, September 17, 1910; 32 minutes.

Largest attendance—Pittsburg National League vs. Detroit American League, at Pittsburg, October 9, 1909; 30,915.

Greatest number of runs in major league since 1876—Chicago vs. Louisville, June 29, 1897; score 36—7.

Greatest number of strike-outs—Nine inning game, 1883, Charles Sweeney, Providence, vs. Boston; 21 batsmen. July 18, 1904, Glade, St. Louis vs. Washington; 16 men. July 29, 1908, Waddell, St. Louis vs. Athletics; 16 men.

Greatest number strike-outs in season—Walter Johnson, Washington, 1910, 313.

Greatest number bases on balls—Amos Rusie, New York, 1892, 261.

Greatest number successive pitching victories—John Luby, Chicago, 1890, 20 games.

Greatest number games pitched in one season—Radbourne, Providence, 1884, 72 games; Clarkson, Boston, 1889, 72 games.

Unassisted triple plays—Paul Hines, Providence, Rhode Island, May 8, 1878; Harry O'Hagan, Rochester, at Jersey City, August 18, 1902; Larry Schafly, at Portland, Oregon, June 10, 1904; Tom Murch, Manchester, at New Bedford, September 6, 1906; Neal Ball, Cleveland, at Cleveland, July 19, 1909.

ODDS AND ENDS.

Curve pitching first used by Arthur Cumings in 1867.

Overhand pitching authorized in 1884.

Batsmen not permitted to call for high or low ball in 1887.

Called balls put in rules in 1863.

Bresnahan, New York Nationals, on July 28, 1908, did not have a put-out or assist in ten innings.



THE UNIVERSITY OF CHICAGO IN THE FAR EAST.



UNIVERSITY OF CHICAGO BASEBALL TEAM

Early in September, 1910, thirteen students of the University of Chicago left on what eventually proved to be the longest trip a college athletic team ever undertook. About 19,000 miles were covered, mostly by water, in a period of almost four months.

As the guests of Waseda University of Tokyo, Japan, the Chicago team carried on an international baseball series with two of the leading educational institutions in the "Land of the Rising Sun"; namely, Waseda and Keio Universities of Tokyo.

Early in October, the series began. Students and townspeople alike turned out ten thousand strong to welcome the Americans and throughout the whole series the fans proved to be ardent admirers of our National game. Every play on either side was appreciated, and through the true sportsmanship of the officials, the games were beyond criticism.

The first game was played October 4th. Chicago got the jump on their rivals and by heavy hitting were returned the victors over the Waseda University team, by the score of 9-2.

On October 6th, Keio University, proud of their record of the previous fall over Wisconsin, looked to their laurels. The play was keen and even. Chicago scored three runs in the first inning and Keio, working hard, scored one in the ninth. That tells the tale.

On October 8th the Waseda team was met in the second game. Chicago played a perfect defensive game and won by a 5-0 score.

The next day Keio was encountered, in what proved to be a battle royal. In a pitcher's duel, Chicago won out in the tenth inning. The final score was 2-1, thus giving the Chicago men the second and deciding game of the Keio series. Never before in Japan had such a spirited athletic engagement taken place.

Next Waseda was met in the third and deciding game of that series. Chicago's hitting completely put them to rout, the final count being 15-4.



THE WASEDA UNIVERSITY BASEBALL TEAM



THE KEIO UNIVERSITY NINE



Bewildered with these victories, the Japanese fans were anxiously awaiting the downfall of the Maroons. Their hopes were almost realized when, with Chicago two runs ahead in the eighth, their champions evened up the score. But in the tenth, three doubles and a base on balls showed Chicago 5 and Keio 2.

To commemorate their victories, the Maroons received two handsome bronze statues, representing the native ball player at bat and pitching.

Following these series, the Maroons journeyed into Western Japan as guests of the "Mainichi Shimbun," and again Waseda University was routed in three games; 8-4, 20-0, 12-2.

Bidding farewell to Japan the collegians visited China, stopping at Shanghai and Hongkong, and arriving in the Philippine Islands in the middle of November.

As guests of the American citizens and people of Manila a very enjoyable week was spent, and the leading teams of the Philippine Islands were encountered. The first game, on November 12th, was played in a drizzling rain. Chicago lost to the Marines (champions of the City League); score 4-0. Chicago got revenge in the second game, defeating the Marines 4-1. The third game of the Manila series was played with the All-Star Filipino team, composed of natives. Chicago's defensive game and timely hitting brought them a 5-0 victory. The final Manila game, against the Fort McKinley Army team resulted in a 3-0 victory for Chicago.

Late in December the American athletes completed their Oriental tour, full of pride over their ten straight victories in Japan, three out of four in Manila, and three out of five en route to Seattle. In all Chicago won sixteen and lost three, an enviable record for any University team.

The tabulated records follow:

Five Games en route to Seattle, Washington.

Chicago, 11.....	Kalispell, Mont.....	9
Chicago, 2.....	Kalispell, Mont.....	3 10 innings.
Chicago, 3.....	Snohomish, Wash.....	4
Chicago, 3.....	Snohomish, Wash.....	2
Chicago, 15.....	Japanese Mikados, Seattle.....	1

Three Games—Keio University, Tokyo, Japan.

Chicago, 3.....	Keio	1
Chicago, 2.....	Keio	1 10 innings.
Chicago, 5.....	Keio	2 10 innings.

Three Games—Waseda University, Tokyo, Japan.

Chicago, 9.....	Waseda	2
Chicago, 5.....	Waseda	0
Chicago, 15.....	Waseda	4

Tokyo City Team, Waseda Alumni.

Chicago, 11.....	Alumni	2
------------------	--------------	---

Three Games—Waseda University, Osaka, Japan.

Chicago, 8.....	Waseda	4
Chicago, 20.....	Waseda	0
Chicago, 12.....	Waseda	2

Manila Series, Philippine Islands.

Chicago, 0.....	Marines	4
Chicago, 4.....	Marines	1
Chicago, 5.....	Filipinos	0
Chicago, 3.....	Ft. McKinley	0

Total games played, 19—Chicago won 16 and lost 3.

OFFICIAL SCHEDULE—AMERICAN LEAGUE—1911

THE "BULL" DURHAM BASEBALL GUIDE

Clubs	At Chicago	At St. Louis	At Detroit	At Cleveland	At Washington	At Philadelphia	At New York	At Boston
Chicago	THE	April 16, 17, 18, 19; June 20, 21, 22, 23; Sept. 11, 12, 13	April 12, 13, 14, 15; June 18, 19, 20, 21, 22, 23; July 4, 5; Aug. 12; Sept. 8, 9	May 2, 3, 4, 6; June 28, 29, 30; July 1; Sept. 4, 4, 5	June 10, 12, 13; Aug. 2, 3, 4, 5; Sept. 19, 20, 21, 22	June 14, 15, 16, 17; Aug. 7, 8, 9, 10; Sept. 15, 16, 18	June 6, 7, 8, 9; July 28, 29, 31; Aug. 1; Sept. 23, 25, 26	June 1, 2, 3, 5; July 25, 26, 27; Aug. 1; Sept. 23, 25, 26
St. Louis	April 27, 28, 29, 30; May 29, 30; July 2; Sept. 10; Oct. 2, 3	BEST	April 23, 24, 25; May 27, 28; J'n 28, 29; Y'y 1; Sep. 5, 6; Oct. 1	April 20, 21, 22; July 3, 4, 4, 5; Aug. 12; Sept. 7, 8, 9	June 14, 15, 16, 17; Aug. 7, 8, 9, 10; Sept. 15, 16, 18	June 10, 12, 13; Aug. 2, 3, 4, 5; Sept. 19, 20, 21, 22	June 1, 2, 3, 5; July 25, 26, 27; Aug. 1; Sept. 23, 25, 26	June 6, 7, 8, 9; July 28, 29, 31; Aug. 1; Sept. 23, 25, 26
Detroit	April 20, 21, 22; May 7, June 24, 25, 26; Aug. 13, 14, 15, 16	May, 2, 3, 4, 6; Sept. 2, 3, 4, 4	TOBACCO?	April 27, 28, 29; May 29, 30; Sept. 12, 13; Oct. 2, 3, 4	June 1, 2, 3, 5; July 25, 26, 27; Sept. 27, 28, 29, 30	June 6, 7, 8, 9; July 28, 29, 31; Aug. 1; Sept. 23, 25, 26	June 14, 15, 16, 17; Aug. 7, 8, 9; Sept. 19, 20, 21, 22	June 10, 12, 13; Aug. 2, 3, 4, 5; Sept. 19, 20, 21, 22
Cleveland	April 23, 24, 25; May 27, 28; Sept. 1, 2, 3; Oct. 6, 7, 8	April 12, 13, 14, 15; May 7, 8; June 24, 25, 26; Aug. 13, 14, 15, 16	April 16, 17, 18, 19, 30; May 1, 2, 3; June 20, 21, 22; July 2; Sept. 10	"BULL"	June 6, 7, 8, 9; July 28, 29, 31; Aug. 1; Sept. 23, 25, 26	June 1, 2, 3, 5; July 25, 26, 27; Sept. 27, 28, 29, 30	June 10, 12, 13; Aug. 2, 3, 4, 5; Sept. 19, 20, 21, 22	June 14, 15, 16, 17, 17; Aug. 7, 8, 9; Sept. 15, 16, 18
Washington	May 10, 11, 12, 13; July 15, 16, 17, 18; Aug. 20, 21, 22	May 14, 15, 16, 17; July 20, 21, 22, 23; Aug. 17, 18, 19	May 22, 23, 24, 25, 26; July 7, 8, 9, 10; Aug. 24, 25, 26	May 18, 19, 20, 26; July 11, 12, 13, 14	DURHAM"	April 25, 26, 27, 28; June 19, 20, 21, 22; Sept. 4, 4, 5	April 20, 21, 22, 24; June 23, 24, 26, 27; Sept. 1, 2, 6	April 29; May 1, 2, 3; July 3, 4, 4, 5; Oct. 5, 6, 7
Philadelphia	May 14, 15, 16, 17, 18, 19; Aug. 17, 18, 19	May 10, 11, 12, 13; July 15, 16, 17, 18; Aug. 20, 21, 22	May 18, 19, 20, 21; July 11, 12, 13, 14; Aug. 27, 28, 29	May 22, 23, 24, 25; July 6, 7, 8, 10; Aug. 24, 25, 26	May 4, 5, 6, 8; June 28, 29, 30; July 1; Oct. 2, 3, 4	April 25, 26, 27, 28; June 19, 20, 21, 22; Sept. 4, 4, 5	April 20, 21, 22, 24; June 23, 24, 26, 27; Aug. 31; Sept. 1, 2	April 20, 21, 22, 24; June 23, 24, 26, 27; Aug. 31; Sept. 1, 2
New York	May 22, 23, 24, 25; July 7, 8, 9, 10; Aug. 24, 25, 26	May 18, 19, 20, 21; July 11, 12, 13, 14; Aug. 27, 28, 29	May 9, 10, 11, 12; July 20, 21, 22, 23; Aug. 20, 21, 22	May 13, 15, 16, 17; July 15, 17, 18; Aug. 16, 17, 18, 19	April 17, 18, 19; May 31; Aug. 11, 12, 14, 15; Sept. 7, 8, 9	SAY	THE	April 25, 26, 27, 28; June 28, 29, 30; July 1; Sept. 4, 4, 5
Boston	May 18, 19, 20, 21; July 11, 12, 13, 14; Aug. 27, 28, 29	May 22, 23, 24, 25; July 7, 8, 9, 10; Aug. 24, 25, 26	May 13, 14, 15, 16; July 15, 16, 17, 18; Aug. 17, 18, 19	May 9, 10, 11, 12; July 19, 20, 21, 22; Aug. 21, 22, 23	April 12, 13, 14, 15; May 27, 29, 30, 30; Sept. 11, 12, 13	April 17, 18, 19; Aug. 11, 12, 14, 15; Oct. 5, 6, 7, 8, 9	May 4, 5, 6, 8; June 19, 20, 21, 22; Oct. 2, 3, 4	PLAYERS

OFFICIAL SCHEDULE—NATIONAL LEAGUE—1911

Clubs	At Boston	At Brooklyn	At New York	At Philadelphia	At Pittsburg	At Cincinnati	At Chicago	At St. Louis
Boston		April 20, 21, 22, 24; July 3, 4, 4, 5; Sept. 1, 2; Oct. 6	April 25, 26, 27, 28; June 28, 29, 30; July 1; Sept. 4, 4; Oct. 7	April 29; May 1, 2, 3; June 23, 24, 26, 27, 28, 29, 30; July 1; Sept. 2, 9, 12	June 14, 15, 16, 17; July 28, 29, 31; Aug. 31; Sept. 20, 21, 22	June 2, 3, 4, 5; Aug. 7, 8; Sept. 27, 28, 30; Oct. 1	June 10, 11, 12, 13; July 24, 25, 26, 27; Sept. 23, 24, 25	June 6, 7, 8, 9; Aug. 2, 3, 5, 6; Sept. 16, 17, 18; Oct. 1
Brooklyn . .	April 12, 13, 14; May 26, 27, 29; Aug. 11, 12, 12, 14, 15	BEST	April 15, 17, 18, 19; May 30, 30, 31; Sept. 7, 8, 9; Oct. 12	May 4, 5, 6, 8; June 28, 29, 30, 31; July 1, 11, 12, 13	June 10, 12, 13, 19; July 24, 25, 26, 27; Sept. 23, 25, 26, 27	June 15, 16, 17, 18; July 28, 29, 30, 31; Sept. 20, 21; Oct. 2	June 6, 7, 8, 9; Aug. 2, 3, 5, 6; Sept. 16, 17, 18	June 2, 3, 4, 5; Aug. 7, 8, 9; Sept. 27, 28, 30; Oct. 1
New York . .	May 4, 5, 6, 8; June 20, 21, 22, 23, 24, 26, 27, 28, 29, 30, 31; Sept. 13, 14	April 29; May 1, 2, 3; June 23, 24, 26, 27, 28, 29; Oct. 4, 5, 9	TOBACCO?	April 20, 21, 22, 24; July 3, 4, 4, 5; Sept. 1, 2; Oct. 3	June 6, 7, 8, 9; Aug. 2, 3, 4, 5; Sept. 16, 18; Oct. 2	June 10, 11, 12, 13; July 24, 25, 26, 27, 28; Sept. 23, 24, 25	June 2, 3, 4, 5; Aug. 7, 8, 9; Sept. 27, 28, 30; Oct. 1	June 15, 16, 17, 18; July 28, 29, 30, 31; Sept. 20, 21, 22
Philadelphia	April 15, 17, 18; April 19, 19; May 30, 30, 31; Sept. 7, 8, 9	April 25, 26, 27, 28; June 20, 21, 22; Sept. 4, 4, 5; Oct. 7	April 12, 13, 14; May 26, 27, 29; Aug. 11, 12, 14, 15; Oct. 6	"BULL"	June 2, 3, 5; Aug. 7, 8, 9, 10; Sept. 27, 28, 29, 30	June 6, 7, 8, 9; Aug. 2, 3, 5, 6; Sept. 16, 17, 18	June 15, 16, 17, 18; July 28, 29, 30, 31; Sept. 20, 21, 22	June 10, 11, 12, 13; July 24, 25, 26, 27; Sept. 23, 24, 25
Pittsburg . .	May 13, 15, 16, 17; July 20, 21, 22, 22; Aug. 28, 29, 30	May 23, 24, 25; July 6, 7, 8, 10; Aug. 16, 17, 18, 19	May 18, 19, 20, 22; July 11, 12, 13, 14; Aug. 24, 25, 26	May 9, 10, 11, 12; July 15, 17, 18, 19; Aug. 16, 17, 18, 19; Oct. 21, 22, 23	DURHAM"	April 12, 13, 14, 15, 23; May 7, 8, 8; Aug. 11, 12, 13; Sept. 3	April 16, 17, 18, 30; June 20, 21, 22, 25; Oct. 7, 8, 9	April 24, 25, 26; June 29, 30; July 1, 2; Sept. 7, 8, 9, 10
Cincinnati . .	May 9, 10, 11, 12; July 6, 7, 8, 10; Aug. 21, 22, 23	May 18, 19, 20, 22; July 20, 21, 22; Aug. 28, 29, 30, 31	May 23, 24, 25; July 15, 17, 18, 19; Aug. 16, 17, 18, 19	May 13, 15, 16, 17; July 11, 12, 13, 14; Aug. 24, 25, 26	April 20, 21, 22; May 26, 27; June 26, 27, 28; Sept. 4, 4, 5	SAY	May 3, 4, 5, 6; July 2, 4, 4, 4; Sept. 7, 8, 9, 10	April 28, 29, 30; May 1, 29, 30, 30, 31; June 1; Sept. 14, 15
Chicago	May 23, 24, 25; July 15, 17, 18, 19; Aug. 16, 17, 18, 19	May 13, 15, 16, 17, 18, 19; Aug. 24, 25, 26	May 10, 11, 12; July 6, 7, 8, 10; Aug. 21, 22, 23	May 18, 19, 20, 22; July 20, 21, 22; Aug. 28, 29, 30, 31	THE	THE	THE	April 20, 21, 22, 23; May 27, 28; June 27, 28; Oct. 2, 3, 4
St. Louis . . .	May 18, 19, 20, 22; July 11, 12, 13, 14; Aug. 24, 25, 26	May 9, 10, 11, 12; July 15, 17, 18, 19; Aug. 21, 22, 23	May 13, 15, 16, 17; July 20, 21, 22; Aug. 28, 29, 30, 31	May 23, 24, 25; July 6, 7, 8, 10; Aug. 16, 17, 18, 19	May 3, 4, 5, 6; Aug. 14, 4; Sept. 2; Oct. 12	April 16, 17, 18, 19; June 21, 22, 24, 25; July 23; Oct. 7, 8	April 12, 13, 14, 15; May 7, 8, 11, 12, 13; Sept. 3, 4, 4	FANS

OFFICIAL SCHEDULE—AMERICAN ASSOCIATION—1911

THE "BULL" DURHAM BASEBALL GUIDE

Clubs	At Columbus	At Toledo	At Indianapolis	At Louisville	At Milwaukee	At Kansas City	At Minneapolis	At St. Paul
Columbus	THE	May 15, 16, 17 July 15, 16, 17 Sept. 4, 5, 30 Oct. 1, 1	May 9, 10, 11 July 9, 10, 11 Aug. 16, 17, 18 Sept. 12, 13, 14	May 12, 13, 14 July 12, 13, 14 Aug. 13, 14, 15 Sept. 6, 7, 8	May 5, 6, 7 June 8, 9, 10 July 25, 26, 27 Sept. 22, 23, 24	April 28, 29, 30 June 14, 15, 16 July 22, 23, 24 Sept. 25, 26, 27	May 2, 3, 4 June 11, 12, 13 July 31, Aug. 1, 2 Sept. 16, 17, 17 Sept. 18, 19, 20	May 5, 6, 7 June 8, 9, 10 July 28, 29, 30 Sept. 22, 23, 24
Toledo		BEST	May 12, 13, 14 July 18, 19, 20 Aug. 13, 14, 15 Sept. 6, 7, 8	May 9, 10, 11 July 4, 4, 5 Aug. 16, 17, 18 Sept. 1, 2, 3	May 5, 6, 7 June 8, 9, 10 July 28, 29, 30 Sept. 18, 19, 20	May 1, 2, 3, 4 June 11, 12, 13 July 31, Aug. 1, 2 Sept. 16, 17	April 25, 26, 27 June 8, 9, 10 July 25, 26, 27 Sept. 22, 23, 24	April 28, 29, 30 June 15, 16, 17 July 18, 19, 20 Sept. 22, 23, 24
Indianapolis	June 4, 5, 6 July 6, 7, 8 Aug. 10, 11, 12 Sept. 9, 10, 11		May 12, 13, 14 July 18, 19, 20 Aug. 13, 14, 15 Sept. 6, 7, 8	May 9, 10, 11 July 4, 4, 5 Aug. 16, 17, 18 Sept. 1, 2, 3	May 5, 6, 7 June 8, 9, 10 July 28, 29, 30 Sept. 18, 19, 20	May 1, 2, 3, 4 June 11, 12, 13 July 31, Aug. 1, 2 Sept. 16, 17	April 25, 26, 27 June 8, 9, 10 July 25, 26, 27 Sept. 22, 23, 24	April 28, 29, 30 June 15, 16, 17 July 18, 19, 20 Sept. 22, 23, 24
Louisville	May 29, 30, 30 31; July 18, 19, 20; Aug. 4, 5, 6 Sept. 28, 29	June 1, 2, 3 July 9, 10, 11 Aug. 7, 8, 9 Sept. 12, 13, 14	May 15, 16, 17 July 15, 16, 17 Sept. 4, 5, 30 Oct. 1, 1	"BULL"	April 28, 29, 30 June 14, 15, 16 July 22, 23, 24 Sept. 25, 26, 26	April 25, 26, 27 June 17, 18, 19 July 25, 26; Sept. 21, 22, 23, 24	May 5, 6, 7 June 8, 9, 10 July 28, 29, 30 Sept. 18, 19, 20	May 1, 2, 3, 4 June 11, 12, 13 July 31; Aug. 1, 2; Sept. 16, 17
Milwaukee	April 18, 19, 20 May 21, 22, 23 Aug. 23, 29, 30	April 21, 22, 23 May 18, 19, 20 June 27, 28, 29 Aug. 25, 26, 27	April 12, 13, 14 May 27, 28 June 24, 25, 26 Aug. 22, 23, 24, 24	April 15, 16, 17 May 24, 25, 26 June 21, 22, 23 Aug. 19, 20, 21	DURHAM"	May 30, 30, 31 July 4, 4, 5 Sept. 1, 2, 3 27, 28, 29	May 11, 12, 13 July 10, 11, 12 Aug. 11, 12, 13 Sept. 6, 7, 8	May 9, 10 July 7, 8, 9 Aug. 7, 8, 9, 10 Sept. 9, 10, 11
Kansas City	April 21, 22, 23 May 24, 25, 26 June 21, 22, 23 Aug. 22, 23, 24	April 18, 19, 20 May 27, 28 June 21, 22, 23 Aug. 19, 20, 21	April 15, 16, 17 May 18, 19, 20 June 30; July 1, 2 Aug. 28, 29, 30	April 12, 13, 14 May 21, 22, 23 June 27, 28, 29 Aug. 25, 26, 27	May 14, 15, 16 July 4, 5, 6 Aug. 19, 20, 21 Sept. 4, 4, 5	SAY	May 9, 10 July 7, 8, 9 Aug. 7, 8, 9, 10 Sept. 9, 10, 11	May 9, 10 July 11, 12, 13 Aug. 10, 11, 12 Sept. 6, 7, 8
Minneapolis	April 15, 16, 17 May 18, 19, 20 June 27, 28, 29 Aug. 25, 26, 27	April 12, 13, 14 May 21, 22, 23 June 30; July 1, 2 Aug. 28, 29, 30	April 15, 16, 17 May 18, 19, 20 June 21, 22, 23 Aug. 19, 20, 21	April 18, 19, 20 May 24, 25, 26 June 24, 25, 26 Aug. 22, 23, 24	June 1, 2, 3 July 16, 17, 18 Aug. 16, 17, 18 Sept. 12, 13, 14	June 4, 5, 6; July 13, 14, 15; Aug. 16, 17, 18, 19; 14, 15; Sept. 30	THE	May 8, 15, 30, 31; Aug. 4, 20, 21; Aug. 4, 6 Sept. 1, 2, 4
St Paul	April 12, 13, 14 May 27, 28 June 21, 22, 23 Aug. 19, 20, 21	April 15, 16, 17 May 24, 25, 26 June 27, 28, 29 Aug. 22, 23, 24	April 18, 19, 20 May 27, 28 June 24, 25, 26 Aug. 25, 26, 27	April 21, 22, 23 May 18, 19, 20 June 27, 28, 29 Aug. 25, 26, 27	June 4, 5, 6 July 13, 14, 15 Aug. 14, 15, 31 Sept. 30; Oct. 1, 1	June 1, 2, 3 July 16, 17, 18 Aug. 16, 17, 18 Sept. 12, 13, 14	May 14, 16, 30 July 4, 5, 6, 19 Aug. 3, 5 Sept. 3, 4, 28	SAILORS

OFFICIAL SCHEDULE—EASTERN LEAGUE—1911

Clubs	At Montreal	At Toronto	At Buffalo	At Rochester	At Providence	At Jersey City	At Newark	At Baltimore
Montreal ...	THE June 4, 5, 6, 7 July 13, 14, 15, 16 Sept. 15, 16, 17	May 25, 26, 27 July 10, 11, 12, Sept. 18, 18, 19, 20	June 1, 2, 3, 3 July 4, 4, 5 Sept. 21, 22, 23, 23	May 29, 30, 30, 31 July 6, 7, 8 Sept. 4, 5, 6	April 24, 25, 26, 27 June 18, 19, 20 Aug. 3, 4, 5, 6	April 28, 29, 30 May 1, Jun 27, 28, 29, Aug. 11, 12, 13, 14	April 20, 21, 22 June 24, 25, 26, Aug. 3, 4, 5, 6, 7, 8, 9, 10	May 3, 4, 5, 6, 6, 6 June 22, 23 Aug. 7, 8, 9, 10
Toronto ...	BEST June 14, 15, 16, 17, 18, 19 Sept. 7, 8, 9, 10	BEST June 9, 10, 12, 13; July 1, 1, 3 Sept. 11, 12, 12, 13	May 29, 30, 30, 31 July 6, 7, 8 Sept. 4, 4, 5, 6	June 14, 15, 16, 17; July 4, 4, 5 Sept. 21, 21, 22, 23	April 28, 29, 30 May 1, June 24, 24, 25, 26 Aug. 15, 16, 17	April 24, 25, 26, 27 June 18, 19, 20 Aug. 3, 4, 5, 6	May 3, 4, 6, 6, 7 June 21, 22, 23 July 30, 31 Aug. 1, 2	April 20, 21, 22 June 27, 28 Aug. 12, 14, 15, 16, 17
Buffalo ...	June 14, 15, 16, 17, 18, 19 Sept. 7, 8, 9, 10	June 9, 10, 12, 13; July 1, 1, 3 Sept. 11, 12, 12, 13	TOBACCO? June 5, 6, 7, 8 July 10, 14, 15, 15 Sept. 14, 15, 16	May 25, 26, 27, 27; July 11, 11, 12, 13 Sept. 18, 19, 20	April 20, 21, 22 May 23 June 22, 22, 23 Aug. 7, 8, 9, 10	May 3, 4, 6, 7 April 28, 29, 30, May 14; Jun 27, 28; Aug. 11, 12, 13, 14	April 24, 25, 26 May 1, 2, 3 June 21, 22, 23 Aug. 4, 5, 6, 20	April 24, 25, 26, 27 June 19, 20, 21 Aug. 2, 4, 5, 5
Rochester	June 9, 10, 11, 12, 3 July 1, 1, 2, 3 Sept. 11, 12, 13	June 1, 2, 3, 3 July 17, 18, 19 Sept. 7, 7, 8, 9	June 5, 6, 7, 8 July 10, 14, 15, 15 Sept. 14, 15, 16	May 25, 26, 27, 27; July 11, 11, 12, 13 Sept. 18, 19, 20	May 4, 5, 6, 7 June 27, 28, 29 Aug. 11, 12, 13, 14	April 20, 21, 22, 23 June 21, 22, 23 Aug. 7, 8, 9, 10	April 24, 25, 26 May 1, 2, 3 June 18, 20 Aug. 4, 5, 6, 20	April 28, 29 May 1, 2; June 24, 24, 26; Aug. 15, 16, 17, 18
Providence	May 21, 22, 24, 24; July 31 Aug. 1, 2, 26, 27, 28, 29	May 8, 9, 10, 11; July 20, 21, 22; Aug. 30, 31 Sept. 1, 2	May 12, 13, 15 June 16, 16, 16; July 24, 25 Aug. 19, 19, 21, 22	May 25, 26, 27, 27; July 11, 11, 12, 13 Sept. 18, 19, 20	DURHAM" June 4, 5, 6, 7 Aug. 11, 12, 13, 14	May 25, 26, 27, 28; July 7, 8, 9; Sept. 14, 15, 16, 17	June 1, 2, 3, 4 July 10, 11, 12 Sept. 18, 19, 20, 21	June 15, 16, 17 July 4, 4, 5, 6 Sept. 11, 12, 12, 13
Jersey City	May 12, 13, 14 15; July 24, 25, 26; Aug. 19, 20, 21, 22	May 17, 18, 19 20; July 27, 28, 29; Aug. 23, 24, 24, 25	May 22, 23, 23 June 24, 24, 25 Aug. 1, 2, 26, 26, 28, 29	May 8, 9, 10, 11; July 20, 21, 22; Aug. 30, 31 Sept. 1, 2	June 8, 9, 10, 11; July 14, 15, 16; Sept. 4, 4, 5, 6	SAY May 29, 30, June 5, 6, 7 July 4, 5, 6; Aug. 27; Sept. 23, 24	May 29, 30, June 5, 6, 7 July 4, 5, 6; Aug. 27; Sept. 23, 24	June 12, 13, 14, 30; July 1, 1, 3; Sept. 18, 19, 20, 21
Newark ...	May 8, 9, 10, 11; July 20, 21, 22, 23; Aug. 30, 31; Sept. 2	May 12, 13, 15, 16, 8, 9 Aug. 7, 7, 8, 9 26, 28, 29	May 17, 18, 19, 20; July 27, 28, 29, 29 Aug. 23, 24, 25 19, 19, 21, 22	May 22, 23, 23, 24; July 24, 25, 26; Aug. 2, 2, 8, 9, 10	June 12, 13, 14, 30; July 1, 3; Sept. 7, 8, 9, 10	THE May 30, 31 June 16, 16, 17 July 4, 17, 18 Sept. 11, 12, 13	THE May 29, 30, June 5, 6, 7 July 4, 5, 6; Aug. 27; Sept. 23, 24	June 8, 9, 10 July 13, 14, 15, 15 Sept. 4, 4, 5, 6
Baltimore	May 17, 18, 19, 20; July 27, 28, 29, 30 Aug. 23, 24, 25	May 22, 23, 24 24; July 24, 25, 26; Aug. 19, 19, 21, 22	May 8, 9, 10, 11; July 20, 21, 22; Aug. 30, 31 Sept. 1, 2	May 29, 30, 30, 31; June 5, 6, 7; Sept. 22, 23, 23, 24	June 1, 2, 3, 4 July 10, 11, 12 Sept. 7, 8, 9, 9, 10	June 1, 2, 3, 4 July 10, 11, 12 Sept. 7, 8, 9, 10	THE May 25, 26, 27, 28 July 7, 8, 9, 16 Sept. 15, 16, 17	SOLDIERS June 8, 9, 10 July 13, 14, 15, 15 Sept. 4, 4, 5, 6

OFFICIAL SCHEDULE—WESTERN LEAGUE—1911

THE "BULL" DURHAM BASEBALL GUIDE

Clubs	At Denver	At Lincoln	At Wichita	At Topeka	At St. Joseph	At Des Moines	At Sioux City	At Omaha
Denver	Blackwell's July 4, 4, 5, 30 31; Aug. 1, Sept. 11, 12, 13	April 21, 22, 23, July 12, 13, 14, Aug. 5, 6, 7 Sept. 5, 6, 7	May 3, 4, 5 July 9, 10, 11, 2; July 6, 7, 8 Aug. 8, 9, 10 Sept. 3, 4, 4	Apr. 30; May 1, 2; July 6, 7, 8 Aug. 8, 9, 10 Sept. 3, 4, 4	May 23, 24, 25 June 25, 26, 27 Aug. 22, 23, 24 Sept. 21, 22, 23	June 1, 2, 16, 17, 18; Aug. 18, 19, 20, 21 Sept. 24, 25, 26	May 26, 27, 28 June 22, 23, 24 Aug. 15, 16, 17 Sept. 15, 16, 17	June 19, 20, 21 July 15, 16, 17 Aug. 25, 26, 27 Sept. 18, 19, 20
Lincoln	April 27, 28, 29 July 4, 4, 5, 30 31; Aug. 1, Sept. 11, 12, 13	DURHAM	May 6, 7, 8 July 9, 10, 11, 2; July 6, 7, 8 Aug. 2, 3, 4, 28, 29, 30	April 24, 25, 26 July 9, 10, 11, 2; Aug. 11, 12, 13 31 Sept. 1, 2	May 31; June 1, 2, 22, 23, 24 Aug. 18, 19, 20 Sept. 18, 19, 20	May 26, 27, 28 June 19, 20, 21 Aug. 15, 16, 17 Sept. 15, 16, 17	May 29, 30, 30 June 25, 26, 27 Aug. 22, 23, 24 Sept. 21, 22, 23	May 23, 24, 25 June 22, 23, 24 Aug. 15, 16, 17 Sept. 15, 16, 17
Wichita	April 24, 25, 26 July 1, 2, 2 Aug. 11, 12, 13 Sept. 3, 4, 4	Ap. 30; M'y 1, 2 June 28, 29, 30 Aug. 8, 9, 10 Sept. 3, 4, 4	TOBACCO	April 27, 28, 29 July 12, 13, 14, 30, 31; Aug. 1 Sept. 5, 6, 7	May 29, 30, 30 June 16, 17, 18 Aug. 25, 26, 27 Sept. 21, 22, 23	May 23, 24, 25 June 23, 24, 25 Aug. 22, 23, 24 Sept. 21, 22, 23	May 31; June 1, 2, 19, 20, 21 Aug. 18, 19, 20 Sept. 18, 19, 20	May 26, 27, 28 June 25, 26, 27 Aug. 22, 23, 24 Sept. 21, 22, 23
Topeka	May 6, 7, 8 June 28, 29, 30 Aug. 2, 3, 4, 28, 29, 30	May 3, 4, 5 July 1, 2, 3, 27, 28, 29 Sept. 8, 9, 10	April 21, 22, 23 July 4, 4, 5 Aug. 5, 6, 7 Sept. 11, 12, 13	WORLD'S	May 26, 27, 28 June 19, 20, 21 Aug. 15, 16, 17 Sept. 15, 16, 17	May 29, 30, 30 June 25, 26, 27 Aug. 22, 23, 24 Sept. 18, 19, 20	May 24, 25, 26 June 16, 17, 18 Aug. 22, 23, 24 Sept. 24, 25, 26	May 31; June 1, 2, 19, 20, 21 Aug. 18, 19, 20 Sept. 18, 19, 20
St. Joseph . .	May 19, 20, 21 June 12, 13, 14 July 21, 22, 23 Oct. 6, 7, 8	May 15, 16, 17 June 9, 10, 11 July 24, 25, 26 Sept. 30; Oct. 1, 2	May 9, 10, 11 July 3, 4, 5, 18, 19, 20 Oct. 3, 4, 5	May 12, 13, 14 June 6, 7, 8 July 15, 16, 17 Sept. 27, 28, 29	Standard	April 24, 25, 26 May 29, 30, 30 June 25, 26, 27 Aug. 22, 23, 24 Sept. 18, 19, 20	April 27, 28, 29 July 6, 7, 8, 28, 29, 30 Sept. 8, 9, 10	Apr. 30; May 1, 2, 3 July 4, 4, 5 Aug. 12, 13, 14 Sept. 11, 12, 13
Des Moines	May 9, 10, 11 June 3, 4, 5; Jly 18, 19, 20; Sep. 30; Oct. 1, 2	May 12, 13, 14 June 6, 7, 8 July 15, 16, 17 Sept. 27, 28, 29	May 15, 16, 17 June 9, 10, 11 July 21, 22, 23 Oct. 6, 7, 8	May 9, 10, 11 June 12, 13, 14 July 24, 25, 26 Oct. 3, 4, 5	May 3, 4, 5 July 9, 10, 11, 31 Sept. 1, 2, 31 Aug. 1, 2	FOR	May 6, 7, 8 June 28, 29, 30 Aug. 6, 7, 8 Sept. 3, 4, 4	April 21, 22, 23 July 6, 7, 8 Aug. 3, 4, 5 Sept. 8, 9, 10
Sioux City . .	May 15, 16, 17 June 9, 10, 11 July 24, 25, 26 Oct. 3, 4, 5	May 19, 20, 21 June 12, 13, 14 July 21, 22, 23 Oct. 6, 7, 8	May 12, 13, 14 June 6, 7, 8 July 15, 16, 17 Sept. 27, 28, 29	May 9, 10, 11 June 3, 4, 5 July 18, 19, 20 Sept. 30; Oct. 1, 2	April 21, 22, 23 May 3, 4, 5 July 9, 10, 11, 31 Sept. 1, 2, 31 Aug. 1, 2	THREE	May 6, 7, 8 June 28, 29, 30 Aug. 6, 7, 8 Sept. 3, 4, 4	April 21, 22, 23 July 6, 7, 8 Aug. 3, 4, 5 Sept. 8, 9, 10
Omaha	May 12, 13, 14 29, 30, 30 June 6, 7, 8 Sept. 27, 28, 29	May 9, 10, 11 June 3, 4, 5 July 18, 19, 20 Oct. 3, 4, 5	May 19, 20, 21 June 12, 13, 14 July 24, 25, 26 Sept. 30; Oct. 1, 2	May 15, 16, 17 June 9, 10, 11 July 21, 22, 23 Oct. 6, 7, 8	May 6, 7, 8 June 28, 29, 30 Aug. 6, 7, 8 Sept. 3, 4, 4	April 27, 28, 29 May 3, 4, 5 June 28, 29, 30 Aug. 28, 29, 30 Sept. 31; Sept. 1, 2	April 24, 25, 26 July 1, 2, 3 Aug. 9, 10, 11, 12	Generations May 3, 4, 5 July 9, 10, 11, 31; Aug. 1, 2 Sept. 5, 6, 7

OFFICIAL SCHEDULE—CONNECTICUT LEAGUE—1911

Clubs	At Bridgeport	At New Haven	At Waterbury	At New Britain	At Hartford	At Springfield	At Holyoke	At Northampton
Bridgeport	"BULL"	April 21; May 15, 30; June 30; July 15, 24; Aug 7, 19; Sept. 5	May 2, 8; June 5, 24; July 10, 25; Aug 28; Sept. 4	April 24; May 10; June 10, 28; July 6, 21; Aug. 9, 9, 31	April 26; May 23, 29; June 26; July 14, 28; Aug. 5; Sept. 9	April 29; May 19, 26; June 13, 22; July 19, 31; Aug. 16, 24	April 28; May 5, 25; June 1, 7, 8, 18; Aug. 1, 17, 25	May 4, 20, 31; June 12, 21; July 7, 23; Aug. 2, 15, 23
New Haven	DURHAM	April 27; May 16, 26; June 13, 18, 25; July 6, 19, 27; Aug. 9, 23	April 27; May 16, 26; June 13, 18, 25; July 6, 19, 27; Aug. 9, 23	April 25; May 18, 25; June 22; July 13; Aug. 17, 22; Sept. 2	April 28; May 9, 24; June 16, 24; July 21, 28; Sept. 4	May 5, 20, 31; June 15; July 5; Aug. 3, 15; Sept. 6	May 12; June 6, 10, 28; July 4, 12, 26; Sept. 1, 7	May 3, 13; June 9, 20, 29; July 11, 25; Aug. 1, 16
Waterbury	May 3, 13; June 6, 23; July 4, 22; Aug. 8, 30; Sept. 4	May 4, 27; June 8, 14; July 1, 7; Aug. 12, 26, 31	EQUALLY	April 29; May 12, 30; June 20; July 5, 15, 20, 21; Aug. 16; Sept. 5	May 6, 17, 31; June 22; July 11, 18; Aug. 1, 18; Sept. 8	April 25; May 9, 23; June 3, 29; July 14, 29; Aug. 2, 19	April 26; May 10, 19; June 17, 27; July 20, 28; Aug. 4, 24	April 21; May 18, 24; June 16, 28; July 21; Aug. 5, 25; Sept. 2
New Britain	April 27; May 11; June 3, 19; July 3, 27; Aug. 11, 26; Sept. 7	April 26; May 6, 22; June 26; July 10; Aug. 14, 25; Sept. 8	May 11, 15, 30; June 12; July 17, 28; Aug. 10, 29; Sept. 9	GOOD	May 1, 20; June 13, 21; July 4, 22; Aug. 3, 19; Sept. 1	May 3, 24; June 2, 9; July 1, 7, 24; Aug. 8; Sept. 4	April 22; May 9, 29; June 7, 15, 30; July 11, 31; Aug. 18	April 28; May 8, 26; June 6, 24; July 14, 20; Aug. 24, 30
Hartford	April 25; May 12, 16; June 9, 17, 29; July 13; Aug. 12; Sept. 6	May 2, 19; June 12, 19; July 3, 17, 29; Aug. 30; Sept. 4	May 5, 25; June 1, 10, 19; July 12, 31; Aug. 21; Sept. 7	May 4, 16, 27; June 8; July 4, 8; Aug. 2, 15, 23	FOR	April 21; May 8; June 5, 20; July 10; Aug. 2, 10, 22; Sept. 2	April 24; May 13, 22; June 14, 23; July 25; Aug. 9, 16, 31	April 29; May 30; June 27; July 5, 19, 26; Aug. 7, 7, 28
Springfield	May 1, 16, 27; June 16; July 11, 17, 29; Aug. 18; Sept. 8	April 24; May 17, 29; June 18; July 4, 11, 21; Sept. 9	April 28; May 22; June 7, 21; July 3, 8; Aug. 7, 17; Sept. 1	May 2, 13; June 14, 27; July 12, 25; Aug. 1, 28; Sept. 4	April 22; May 10; June 6, 30; July 6, 20; Aug. 4, 14, 25	PIPE	May 4, 18, 30; June 19; July 13, 22; Aug. 5, 26, 30	April 26; May 11, 25; June 1, 10; July 4, 28; Aug. 31; Sept. 7
Holyoke	May 6, 24; June 8, 20; Aug. 5; Sept. 2	April 29; May 8; June 5, 21; July 4, 14, 28; Aug. 2, 28	May 1, 20; June 2, 9, 26; July 24; Aug. 11, 15; Sept. 6	April 21; May 23; June 19, 29; July 29; Aug. 7, 21	AND	April 27; May 15, 30; June 12, 21; July 15, 21; Aug. 12, 23	AND	April 27; May 16; June 13; July 3, 10; Aug. 10, 19; Sept. 4, 8
Northampton	May 9, 22; June 2, 14; July 1, 12, 29; Aug. 21; Sept. 1	May 1, 10, 23; June 8, 19; July 8, 23, 31; Aug. 18	April 22, 24; May 15, 30; July 13; Aug. 3, 14, 22, 4, 12; Sept. 6	May 5, 19, 23; June 5, 17, 23; July 18; Aug. 24, 12; Sept. 6	April 27; May 15, 30; June 7, 8, 26; July 4, 27; Aug. 9, 29, 6, 17; Aug. 8; Sept. 5	AND	AND	Cigarette

OFFICIAL SCHEDULE—NEW ENGLAND LEAGUE—1911

Clubs	At Brockton	At Fall River	At Haverhill	At Lawrence	At Lowell	At Lynn	At New Bedford	At Worcester
Brockton	Blackwell's April 29; June 5, 6; July 5, 6, 24, 25; Sept. 5, 6	May 3, 4, 31 June 1; Aug. 4, 5, 30, 31 Sept. 7	Ap. 24, 25; May 26, 27; June 21, 22; July 19, 20 Aug. 24	May 19, 20 June 16, 17 July 14, 26, 26 Aug. 16, 17	April 26, 27 May 24, 25 July 15, 15 Aug. 7, 8, 23	May 18; June 12, 19; July 7, 27; Aug. 19, 21; Sept. 4	May 5, 6 June 7, 8; Aug. 2, 3 Sept. 1, 2, 8	May 10, 11 June 29, 30 July 4, 21, 22 Aug. 9, 10
Fall River	DURHAM April 29; June 5, 6; July 5, 6, 24, 25; Sept. 5, 6	DURHAM May 15, 16 June 7, 8 July 10, 11 Sept. 1, 2, 2	My 22, 23; Jun 26, 27; July 14, 15, Aug. 8, 17, 18	April 28 June 3, 12, 13 July 12, 13, 31 Aug. 1, 28	May 8, 9 June 14, 15, 30 July 1, 17, 18 Aug. 19	May 10, 11 June 19, 20 July 28, 29 Aug. 9, 10, 16	May 13, 30 June 9, 24; July 26, 27 Aug. 26, 27 Sept. 4	May 1, 2 June 2, 16, 17 July 26, 27 Aug. 29, 29
Haverhill	April 28; May 12, 13; June 14, 15; July 12 Aug. 11, 12, 29	May 15, 16 June 7, 8 July 10, 11 Sept. 1, 2, 2	TOBACCO My 22, 23; Jun 26, 27; July 14, 15, Aug. 8, 17, 18	Apr. 29; May 5, 30; June 20, 23 July 4, 27, 29 Aug. 15	May 4, 11 June 1, 17, 17 July 21, 29 Aug. 3, 22	May 1, 29 June 3; July 3, 5, 17, 31 Aug. 5; Sept. 5	May 17, 18 June 5, 6; July 7, 8, 8 Aug. 30, 31	May 24, 25 June 9, 30 July 1; Aug. 26, 28; Sept. 4, 4
Lawrence	May 8, 9, 16 June 9, 10, 26 July 27 July 10, 11	April 24, 25 May 26, 27 July 19, 20 Aug. 21, 22, 25	May 6, 30 June 19, 24 July 4, 28; Au. 10, 14; Sept. 6	WILL May 2, 13, 29 June 7, 21 Aug. 2, 26 Sept. 1, 4, 5, 8	May 1, 12 June 2; July 3, 25; Aug. 5 Sept. 2, 4, 7	May 4, 22 June 8, 17, 22 July 6, 15 Aug. 3; Sept. 9	April 26, 27 May 24, 25 July 21, 22, 22 Aug. 23, 24	June 5, 6, 28, 28, 29 July 17, 18 Aug. 18, 19
Lowell	May 22, 23 June 23, 24 July 31; Aug. 1, 25, 26; Sept. 9	May 17, 18 June 19, 20 July 7, 8, 8 Aug. 14, 15	May 3, 10, 31 June 16, 28 July 2, 2; Aug. 2, 9, 21	May 3, 15, 23 June 7, 21 Aug. 2, 26 30, 30	NOT	May 5, 30 June 5, 26; Jly 4, 29 Aug. 24, 24, 28	May 15, 16 June 15, 17 July 10, 11 Aug. 11, 12, 12	April 28, 29 June 3, 7, 8 July 19, 20 Aug. 16, 17
Lynn	May 17; June 13, 20, 30; July 8, 13; Aug. 18, 22; Sept. 4	April 26, 27 May 24, 25; July 21, 22; Aug. 11, 12; Sept. 8	May 2; June 2, 10; July 10; Aug. 1, 4, 23, Aug. 25	May 3, 15, 23 June 7, 21 Aug. 2, 26 30, 30	May 6, 30 June 6, 9, 27 July 4, 14, 28 Aug. 29	BITE Ap. 28, 29; My 31; Jun. 1, 16, 17; July 12, 17; Sept. 6	Ap. 24, 25; May 26, 27; July 19, 20; Aug. 14, 15; Sept. 7	May 8, 9, 16 June 23, 24 July 10, 11 Sept. 1, 2
New Bedford	May 1, 2; June 2, 3, 28, 29 July 17, 18 Aug. 28	May 12, 29, 30 June 10, 23 July 4, 29 Sept. 4, 9	May 8, 9 June 12, 24, 25 July 13, 24, 25 Aug. 7, 16, 19	May 10, 11 June 14, 15 30; July 1 Aug. 8, 9, 29	May 19, 20 June 13; July 5, 6, 26, 27 Aug. 10, 18	THE	THE	May 22, 23 June 26, 27 July 14, 15, 31 Aug. 1; Sept. 5
Worcester	May 15, 30 July 3, 4, 28, 29, 29 Aug. 14, 15	May 5, 6 June 21, 3, 3, 23, 24	April 26, 27 May 19, 20 June 13; July 6, 8, 9 Sept. 7, 8, 9	May 17, 18, 31 June 1 July 5, 7, 8 Aug. 11, 12	April 24, 25 May 26, 27 June 10, 12; 12, 13; Sept. 6	May 12, 13 June 14, 15 July 24, 25 Aug. 7, 8, 31	May 3, 4 June 19, 20 Aug. 4, 5, 21, 22, 25	TONGUE

OFFICIAL SCHEDULE—NEW YORK STATE LEAGUE—1911

THE "BULL" DURHAM BASEBALL GUIDE

Clubs	At Albany	At Troy	At Utica	At Syracuse	At Binghamton	At Elmira	At Scranton	At Wilkes-Barre
Albany	"BULL"	May 4, 6, 29, 30; July 4, Aug. 10, 11, 12, Sept. 4	May 18, 19, 20, 21, June 26, 27, 28, Aug. 17, 18, 19	May 15, 16, 17, June 29, 30, July 1, Aug. 14, 15, 16	June 8, 9, 10, July 17, 18, 19, Aug. 24, 25, 26	June 5, 6, 7, Aug. 21, 22, 23	June 2, 3, 4, July 11, 12, 13, Sept. 8, 9, 10	May 31, June 1, July 14, 15, 16, Sept. 5, 6, 7
Troy	DURHAM	May 8, 9, 10, June 22, 23, 24, July 31, Aug. 1, 2	May 15, 16, 17, June 29, 30, July 1, Aug. 14, 15, 16	May 18, 19, 20, 21, June 26, 27, 28, Aug. 17, 18, 19	June 5, 6, 7, July 20, 21, 22, Aug. 21, 22, 23	June 8, 9, 10, July 17, 18, 19, Aug. 24, 25, 26	May 31, June 1, July 14, 15, 16, Sept. 5, 6, 7	June 2, 3, 4, July 11, 12, 13, Sept. 8, 9, 10
Utica	TOBACCO	May 11, 12, 13, June 19, 20, 21, July 31, Aug. 1, 2	May 6, 7, 30, July 3, 4, Aug. 7, 8, 9, Sept. 4	May 3, 4, 5, 14, 29, 30; July 4; Aug. 10, 11, 12; Sept. 4	May 31, June 1, July 14, 15, 16, Sept. 11, 12, 13	June 2, 3, 4, July 11, 12, 13, Sept. 11, 12, 13	June 5, 6, 7, Aug. 20, 21, 22, Aug. 31, Sept. 1, 2	June 8, 9, 10, July 17, 18, 19, Aug. 28, 29, 30
Syracuse		May 11, 12, 13, June 19, 20, 21, July 31, Aug. 1, 2	May 6, 7, 30, July 3, 4, Aug. 7, 8, 9, Sept. 4	IT	June 2, 3, 4, July 11, 12, 13, Sept. 11, 12, 13	May 31, June 1, July 14, 15, 16, Sept. 11, 12, 13	June 8, 9, 10, July 17, 18, 19, Aug. 28, 29, 30	June 5, 6, 7, July 20, 21, 22, Aug. 31, Sept. 1, 2
Binghamton		May 22, 23, 24, July 5, 6, 7, Aug. 31, Sept. 1, 2	June 12, 13, 14, July 27, 28, 29, Sept. 5, 6, 7	June 15, 16, 17, July 29, 30, Aug. 24, 25, 26, Sept. 8, 9, 10	IS	May 15, 16, 17, 29, 30; July 4, Aug. 10, 11, 12, Sept. 4	May 3, 4, 5, June 22, 23, 24, Aug. 14, 15, 16	May 6, 7, 8, June 19, 20, 21, Aug. 17, 18, 19
Elmira		May 25, 26, 27, July 5, 6, 7, Aug. 31, Sept. 1, 2	June 15, 16, 17, July 24, 25, 26, Aug. 9, 10, 14, 15, 16	June 12, 13, 14, July 27, 28, 29, Sept. 5, 6, 7	May 18, 19, 20, 30; July 3, 4, Aug. 7, 8, 9, Sept. 4	MILD	May 6, 7, 8, June 19, 20, 21, Aug. 14, 15, 16	May 3, 4, 5, June 22, 23, 24, Aug. 17, 18, 19
Scranton		June 12, 13, 14, July 5, 6, 7, Aug. 31, Sept. 1, 2	May 25, 26, 27, July 5, 6, 7, Aug. 24, 25, 26	May 22, 23, 24, July 8, 9, 10, Aug. 21, 22, 23	May 9, 10, 11, June 29, 30, July 1, 31, Aug. 1, 2	AND	AND	May 18, 19, 20, 29, 30; July 4, Aug. 7, 8, 9, Sept. 4
Wilkes-Barre		June 12, 13, 14, July 5, 6, 7, Aug. 31, Sept. 1, 2	May 22, 23, 24, July 8, 9, 10, Aug. 21, 22, 23	May 25, 26, 27, July 5, 6, 7, Aug. 24, 25, 26	May 12, 13, 14, June 26, 27, 28, Aug. 3, 4, 5, 6	AND	AND	May 15, 16, 17, 30; July 3, 4, Aug. 10, 11, 12, Sept. 4
								Fragrant

OFFICIAL SCHEDULE—NORTHWESTERN LEAGUE—1911

Clubs	At Seattle	At Spokane	At Vancouver	At Portland	At Tacoma	At Victoria
Seattle.....	TRY June 19 to 25 July 31 Aug. 1 to 6	June 5 to 11 July 17 to 23	May 15 to 20 Aug. 21 to 26 Sept. 18 to 21	June 26 to 30 July 1 to 2	May 8 to 14 Sept. 8 to 10	July 24 to 29
Spokane	June 19 to 25 July 31 Aug. 1 to 6	"BULL" May 29, 30, 30, 31 June 1 to 4 Sept. 4, 4 to 10	May 22, 23, 24, 24 to 28 June 26 to 30 July 1, 1 Aug. 7 to 13	May 15 to 21 June 12 to 18	Aug. 14 to 20	May 8 to 13 Sept. 11 to 17
Vancouver	April 18 to 23 Aug. 28 to 31 Sept. 1 to 3 Sept. 22 to 24	May 29, 30, 30, 31 June 1 to 4 Sept. 4, 4 to 10	DURHAM May 1 to 7 June 5 to 10 Aug. 14 to 20	May 8 to 14 July 24 to 30	July 3, 4, 4 to 9 July 31 Aug. 1 to 6	June 19 to 25
Portland	April 24 to 30 July 3, 4, 4 to 9 Aug. 7 to 13 Sept. 11 to 17	April 18 to 23 July 10 to 16 Sept. 24 to 30 Oct. 1	May 1 to 7 June 5 to 10 Aug. 14 to 20	AND	May 29, 30, 30, 31 June 1 to 4 July 17 to 23 Sept. 18 to 24	May 22, 23, 24, 24 to 27 Aug. 21 to 26
Tacoma.....	May 22 to 28 June 12 to 18 Sept. 4, 4 to 7 Sept. 24 to 30 Oct. 1	May 1 to 7 July 24 to 30 Aug. 21 to 27	April 24, 24 to 30 July 10 to 15 Sept. 11 to 16	June 19 to 25 Aug. 28 to 31 Sept. 1 to 3	BE	June 26 to 30 July 1, 1 Aug. 7 to 12
Victoria.....	May 1 to 7 May 29, 30, 30, 31 June 1 to 4 July 10 to 16 Aug. 14 to 20	April 24 to 30 July 3, 4, 4 to 9 Aug. 28 to 31 Sept. 1 to 3 Sept. 18 to 24	June 12 to 18 July 17 to 22 Sept. 24 to 30 Oct. 1	July 31 Aug. 1 to 6 Sept. 4, 4 to 10	April 18 to 23 May 15 to 21 June 5 to 11	Convinced
	Vic. vs. Spok., May 14 Van. vs. Seat., May 21 Vic. vs. Port., May 28 Van. vs. Port., June 11 Van. vs. Spok., July 2 Van. vs. Vic., July 23 Vic. vs. Seat., July 30 Van. vs. Seat., Aug. 27				April 30, Van. vs. Tac. May 14, Van. vs. Spok. July 2, Vic. vs. Tac. July 16, Van. vs. Tac. Aug. 13, Vic. vs. Tac. Aug. 27, Vic. vs. Van. Sept. 17, Van. vs. Tac.	

OFFICIAL SCHEDULE—TRI-STATE LEAGUE—1911

Clubs	At Johnstown	At Altoona	At Harrisburg	At York	At Reading	At Lancaster	At Trenton	At Wilmington
Johnstown	"BULL" May 3, 30 June 15; July 3, 4, 28, 29 Aug. 28	May 4, 29, 30 June 14 July 4 Aug. 7, 8, 29	May 17, 18 June 30 July 1, 24, 25 Sept. 5, 6	May 19, 20 June 28, 29 July 26, 27 Sept. 4, 4	June 3, 5, 6 July 17, 19 Aug. 18, 19	May 31 June 1, 2 July 20, 21, 22 Aug. 21, 22	May 10, 11, 12 June 24, 26, 27 Aug. 16, 17	May 13, 15, 16 June 21, 22, 23 Aug. 14, 15
Altoona	DURHAM May 3, 30 June 15; July 3, 4, 28, 29 Aug. 28	DURHAM May 3, 30 June 15; July 3, 4, 28, 29 Aug. 28	May 19, 20 June 28, 29 July 26, 27 Sept. 4	May 17, 18 June 1, 24, 25 Sept. 5, 6	May 31 June 1, 2 July 20, 21, 22 Aug. 21, 22	June 3, 5, 6 July 17, 18, 19 Aug. 18, 19	May 13, 15, 16 June 21, 22, 23 Aug. 14, 15	May 10, 11, 12 June 24, 26, 27 Aug. 16, 17
Harrisburg	May 5, 6 June 19, 20 July 12, 13 Sept. 1, 2	May 8, 9 June 16, 17 July 14, 15 Aug. 30, 31	TOBACCO May 4, 29, 30 June 14 July 4, 29 Aug. 12, 29	May 3, 30 June 15 July 3, 4, 28 Aug. 11, 28	May 11, 12 June 7, 24, 26 Aug. 3, 16, 17	May 13, 15 June 13, 22, 23 Aug. 2, 14, 15	June 3, 5, 6 July 17, 18, 19 Aug. 18, 19	May 31 June 1, 2 July 20, 21, 22 Aug. 21, 22
York	May 22, 23, 24 July 8, 10, 11 Aug. 9, 10	May 5, 6 June 19, 20 July 12, 13 Sept. 1, 2	May 4, 29, 30 June 14 July 4, 29 Aug. 12, 29	A CLEAN June 10, 12, 13 July 31 Aug. 1, 2, 25, 26	May 13, 15, 16 June 21, 22, 23 Aug. 14, 15	May 10, 11 June 7, 24, 26 Aug. 3, 16, 23	May 31 June 1, 2 July 20, 21, 22 Aug. 21, 22	June 3, 5, 6 July 17, 18, 19 Aug. 18, 19
Reading	May 25, 26, 27 July 5, 6, 7 Aug. 11, 12	May 25, 26, 27 July 5, 6, 7 Aug. 11, 12	May 10 June 8, 9, 27 Aug. 4, 5, 23, 24	June 12, 13 July 9, 27 Aug. 4, 5, 17, 24	SMOKE May 4, 29, 30 June 14 July 4; Aug. 7, 8 Sept. 4	May 3, 30 June 15 July 3, 4, 24, 25; Sept. 4	May 8, 9 June 16, 17 July 12, 13 Aug. 28, 29	May 5, 6 June 19, 20 July 14, 15 Aug. 30, 31
Lancaster	May 25, 26, 27 July 5, 6, 7 Aug. 11, 12	May 22, 23, 24 July 8, 10, 11 Aug. 9, 10	May 16 June 10, 12, 21 July 31 Aug. 1, 25, 26	May 12 June 8, 9, 27 Aug. 4, 5, 17, 24	AND May 4, 29, 30 June 14 July 4; Aug. 7, 8 Sept. 4	AND May 17, 18 June 30 July 1, 28, 29 Sept. 5, 6	May 5, 6 June 19, 20 July 14, 15 Aug. 30, 31	June 16, 17 July 12, 13 Aug. 28, 29 Sept. 1, 2
Trenton	June 7, 8, 9 Aug. 3, 4, 5 23, 24	June 10, 12, 13 July 31 Aug. 1, 2, 25, 26	May 25, 26, 27 July 5, 6, 7 Aug. 7, 8	May 22, 23, 24 July 8, 10, 11 Aug. 9, 10	May 19, 20 June 28, 29 July 26, 27 Sept. 1, 2	A SWEET May 17, 18 June 30 July 1, 28, 29 Sept. 5, 6	May 5, 6 June 19, 20 July 14, 15 Aug. 30, 31	May 3, 29 June 14; July 4, 4, 24, 25 Sept. 4
Wilmington	June 10, 12, 13 July 31 Aug. 1, 2, 25, 26	June 7, 8, 9 Aug. 3, 4, 5, 23, 24	May 22, 23, 24 July 8, 10, 11 Aug. 9, 10	May 25, 26, 27 July 5, 6, 7 Aug. 7, 8	May 17, 18 June 30 July 1, 28, 29 Sept. 5, 6	AND May 17, 18 June 30 July 1, 28, 29 Sept. 5, 6	A SWEET May 4, 30, 30 June 15; July 3 Aug. 11, 12 Sept. 4	SMOKE May 3, 29 June 14; July 4, 4, 24, 25 Sept. 4

OFFICIAL SCHEDULE—SOUTH ATLANTIC LEAGUE—1911

Clubs	At Augusta	At Charleston	At Columbia	At Savannah	At Albany	At Columbus	At Jacksonville	At Macon
Augusta . . .	Trainers April 13, 14, 15 June 5, 6, 7 July 31, 31 Aug. 12	April 20, 21, 22 May 29, 30, 31 July 24, 24, 25, 26	April 10, 11, 12 June 8, 9, 10 July 27, 28, 28, 29	April 27, 28, 29 June 1, 2, 3 July 3, 4, 4, 5	May 4, 5, 6 June 26, 27, 28 Aug. 21, 21, 22, 23	May 8, 9, 10 June 22, 23, 24 Aug. 17, 18, 18, 19	May 1, 2, 3 June 29, 30 July 1, Aug. 24 24, 25, 26	May 11, 12, 13 June 19, 20, 21 Aug. 28, 28, 29, 30
Charleston .	April 13, 14, 15 June 5, 6, 7 July 31, 31 Aug. 12	NEVER	April 17, 18, 19 June 12, 13, 14 July 20, 21, 21, 22	April 24, 25, 26, 26 June 15, 16, 17 Aug. 3, 4, 5	May 11, 12, 13 June 19, 20, 21 Aug. 24, 25, 25, 26	May 1, 2, 3 June 29, 30 July 1, Aug. 28, 28, 29, 30	May 8, 9, 10 June 22, 23, 24 Aug. 21, 21, 22, 23	May 4, 5, 6 June 26, 27, 28
Columbia . .	Apr. 24, 25, 26, 26; June 15, 16, 17; Aug. 3, 4, 5, 17, 18, 19	April 27, 28 June 1, 2, 3 July 3, 4, 4, 5	OBJECT	April 13, 14, 15 May 29, 30, 31 July 31, 31 Aug. 1, 2	May 8, 9, 10 June 22, 23, 24 Aug. 28, 28, 29, 30	May 4, 5, 6 June 19, 20, 21 Aug. 24, 25, 25, 26	May 11, 12, 13 June 26, 27, 28	May 1, 2, 3 June 29, 30 July 1, Aug. 21 21, 22, 23
Savannah . .	June 12, 13, 14 July 20, 21, 21, 22	April 10, 11, 12 June 8, 9, 10 July 27, 27, 28, 29	April 20, 21, 22 June 5, 6, 7 July 24, 24, 25, 26	TO	May 1, 2, 3 June 29, 30 July 1, Aug. 17 18, 18, 19	May 11, 12, 13 June 26, 27, 28 Aug. 21, 21, 22, 23	May 4, 5, 6 June 19, 20, 21 Aug. 28, 28, 29, 30	May 8, 9, 10 June 22, 23, 24 Aug. 24, 25, 25, 26
Albany	May 22, 23, 24 July 13, 14, 15 Aug. 7, 7, 8, 9	May 15, 16, 17 July 6, 7, 8 Aug. 14, 14, 15 Aug. 16	May 25, 26, 27 July 17, 18, 19 Aug. 10, 11, 11, 12	May 18, 19, 20 July 10, 11, 12 Sept. 1, 2, 4, 4	PLAYERS April 17, 18, 19 June 8, 9, 10 July 20, 21, 21, 22	April 24, 25, 26, 26 June 1, 2, 3 July 27, 28, 29	April 20, 21, 22 July 3, 4, 4, 5, 15, 16, 17	April 13, 13, 15 May 29, 30, 31 July 31, 31 Aug. 1, 2
Columbus . .	May 15, 16, 17 July 6, 7, 8 Sept. 1, 2, 4, 4	May 22, 23, 24 July 13, 14, 15 Aug. 10, 10, 11 Aug. 12	May 18, 19, 20 July 10, 11, 11, 12 Aug. 7, 7, 8, 9	May 25, 26, 27 July 17, 18, 19 Aug. 14, 14, 15, 16	SMOKING April 17, 18, 19 June 8, 9, 10 July 20, 21, 21, 22	SMOKING April 27, 28, 29 June 12, 13, 13 July 24, 24, 25, 26	April 13, 14, 15 May 29, 30, 31 July 31, 31 Aug. 1, 2	April 20, 21, 22 June 5, 6, 7 Aug. 3, 4, 4, 5
Jacksonville	May 18, 19, 20 July 10, 11, 12 Aug. 14, 14, 15 16	May 25, 26, 27 July 17, 18, 19 Aug. 7, 8, 9	May 22, 23, 24 July 13, 14, 15 Aug. 17, 18, 18, 19	May 15, 16, 17 July 6, 7, 8 Aug. 10, 11, 11, 12	PLAYERS April 10, 11, 12 June 5, 6, 7 Aug. 3, 4, 4, 5	SMOKING April 27, 28, 29 June 12, 13, 13 July 24, 24, 25, 26	April 13, 14, 15 May 29, 30, 31 July 31, 31 Aug. 1, 2	April 24, 25, 26, 26 June 8, 9, 10 July 20, 21, 22
Macon	May 25, 26, 27 July 17, 18, 19 Aug. 10, 11, 11 12	May 18, 19, 20 July 10, 11, 12 Aug. 17, 17, 18 19	May 15, 16, 17 July 6, 7, 8 Aug. 14, 14, 15, 16	May 22, 23, 24 July 13, 14, 15 Aug. 7, 7, 8, 8	PLAYERS April 27, 28, 29 June 12, 13, 14 July 24, 24, 25, 26	SMOKING April 27, 28, 29 June 12, 13, 13 July 24, 24, 25, 26	April 17, 18, 19 June 1, 2, 3 July 27, 27, 28, 29	DURHAM

OFFICIAL SCHEDULE—VIRGINIA LEAGUE—1911

Clubs	At Danville	At Roanoke	At Norfolk	At Lynchburg	At Richmond	At Petersburg
Danville	Blackwell's	April 27, 28, 29 June 22, 23, 24 July 20, 21, 22 Aug. 10, 11, 12	May 4, 5, 6 29, 30, 31 July 3, 4, 4, 5 Aug. 24, 25, 26 Sept. 4, 4, 5, 6	May 15, 16, 17 June 15, 16, 17 July 13, 14, 15 Aug. 17, 18, 19	April 20, 21, 22 May 25, 26, 27 June 29, 30 July 1, 27, 28, 29 Aug. 31 Sept. 1, 2	May 18, 19, 20 June 8, 9, 10 July 8, 9, 10 Aug. 3, 4, 5
Roanoke	"BULL"	April 24, 25, 26 June 15, 16, 17 July 27, 28 Aug. 14, 15, 16	May 18, 19, 20 June 29, 30 July 1, 13, 14, 15, 27, 28, 29	April 20, 21, 22 May 25, 26, 27 July 3, 4, 4, 5, 24, 25, 26; Aug. 21, 22, 23, 31 Sept. 1, 2	May 4, 5, 6 June 8, 9, 10 Aug. 3, 4, 5	May 1, 2, 3 May 15, 16, 17 July 17, 18, 19 Aug. 17, 18, 19
Norfolk	May 11, 12, 13 June 12, 13, 14 July 10, 11, 12, 31 Aug. 1, 2	April 24, 25, 26 June 15, 16, 17 July 27, 28 Aug. 14, 15, 16	DURHAM	May 8, 9, 10 May 22, 23, 24 Aug. 3, 4, 5	April 27, 28, 29 June 1, 2, 3 July 6, 7, 8 Aug. 17, 18, 19	May 25, 26, 27 June 22, 23, 24 July 20, 21, 22 Aug. 28, 29, 30
Lynchburg	April 24, 25, 26 June 1, 2, 3 July 6, 7, 8 Aug. 28, 29, 30	May 11, 12, 13 29, 30, 31 July 31 Aug. 1, 2 Sept. 4, 4, 5, 6	May 1, 2, 3 June 8, 9, 10 July 17, 18, 19 Aug. 10, 11, 12	THE	May 18, 19, 20 June 22, 23, 24 July 20, 21, 22 Aug. 24, 25, 26	May 4, 5, 6 June 12, 13, 14 29, 30, July 1 Aug. 14, 15, 16
Richmond	May 1, 2, 3 22, 23, 24 July 17, 18, 19 Aug. 14, 15, 16	May 8, 9, 10 June 12, 13, 14 July 10, 11, 12 Aug. 28, 29, 30	May 15, 16, 17 June 19, 20, 21 July 24, 25, 26 Aug. 21, 22, 23	June 5, 6, 7 June 26, 27, 28 Aug. 7, 8, 9	PLAYERS'	April 24, 25, 26 May 29, 30, 31 July 3, 4, 5, 31 Aug. 1, 2 Sept. 4, 5, 6
Petersburg	May 8, 9, 10 June 26, 27, 28 July 24, 25, 26 Aug. 21, 22, 23	May 22, 23, 24 June 2, 3 July 5, 6, 7 Aug. 24, 25, 26	April 20, 21, 22 June 5, 6, 7 Aug. 7, 8, 9 31; Sept. 1, 2	April 27, 28, 29 June 19, 20, 21 July 10, 11, 12 27, 28, 29	May 11, 12, 13, 30; June 15, 16, 17; July 4, 4, 13, 14, 15 Aug. 10, 11, 12 Sept. 4, 4	FAVORITE

OFFICIAL SCHEDULE—WESTERN ASSOCIATION—1911

Clubs	At Fort Smith	At Muskogee	At Tulsa	At Sapulpa	At Coffeyville	At Independence	At Joplin	At Springfield
Fort Smith.	ARE May 18, 19, 20 June 23, 24. Aug. 7, 8, 9	May 15, 16, 17 June 20, 21, 22 Aug. 4, 5, 6	May 9, 10, 11 June 17, 18, 19 July 26, 27, 28	May 12, 13, 14 June 14, 15, 16 Aug. 1, 2, 3	June 5, 6, 7 July 14, 15, 16 Aug. 16, 17, 18	June 2, 3, 4 July 11, 12, 13 Sept. 3, 4, 5	May 30, 31, 1 July 8, 9, 10 Aug. 31, 1, 2	May 27, 28, 29 July 17, 18, 19 Aug. 13, 14, 15
Muskogee	YOU May 18, 19, 20 June 23, 24. Aug. 7, 8, 9	YOU May 15, 16, 17 June 20, 21, 22 Aug. 4, 5, 6	May 12, 13, 14 June 14, 15, 16 Aug. 10, 11, 12	May 9, 10, 11 June 17, 18, 19 July 26, 27, 28	June 5, 6, 7 July 14, 15, 16 Aug. 16, 17, 18	June 2, 3, 4 July 11, 12, 13 Sept. 3, 4, 5	May 30, 31, 1 July 8, 9, 10 Aug. 31, 1, 2	May 27, 28, 29 July 17, 18, 19 Aug. 13, 14, 15
Tulsa	May 3, 4, 5 June 29, 30, 31 July 29, 30, 31	May 6, 7, 8 June 26, 27, 28 Aug. 1, 2, 3	FOND May 18, 19, 20 June 23, 24, 25 Aug. 7, 8, 9	May 15, 16, 17 June 20, 21, 22 Aug. 4, 5, 6	May 24, 25, 26 July 2, 3, 4 Aug. 28, 29, 30	May 21, 22, 23 July 20, 21, 22 Aug. 19, 20, 21	June 11, 12, 13 July 23, 24, 25 Aug. 22, 23, 24	June 8, 9, 10 July 5, 6, 7 Aug. 25, 26, 27
Sapulpa	May 6, 7, 8 June 26, 27, 28 Aug. 10, 11, 12	May 3, 4, 5 June 29, 30, 31 July 29, 30, 31	May 18, 19, 20 June 23, 24, 25 Aug. 7, 8, 9	OF May 27, 28, 29 July 11, 12, 13 Sept. 3, 4, 5	May 21, 22, 23 July 5, 6, 7 Aug. 25, 26, 27	May 24, 25, 26 July 23, 24, 25 Aug. 22, 23, 24	June 8, 9, 10 July 20, 21, 22 Aug. 19, 20, 21	June 11, 12, 13 July 2, 3, 4 Aug. 28, 29, 30
Coffeyville	June 8, 9, 10 July 23, 24, 25 Aug. 22, 23, 24	June 11, 12, 13 July 20, 21, 22 Aug. 19, 20, 21	May 30, 31, 1 July 8, 9, 10 Aug. 31, 1, 2	May 27, 28, 29 July 11, 12, 13 Sept. 3, 4, 5	SMOKING May 9, 10, 11 June 29, 30, 1, July 29, 30, 31	May 18, 19, 20 June 26, 27, 28 Aug. 4, 5, 6	May 15, 16, 17 June 23, 24, 25 Aug. 7, 8, 9	May 12, 13, 14 June 20, 21, 22 July 26, 27, 28
Independence	June 11, 12, 13 July 5, 6, 7 Aug. 25, 26, 27	June 8, 9, 10 July 23, 24, 25 Aug. 19, 20, 21	May 30, 31, 1 July 8, 9, 10 Aug. 31, 1, 2	May 27, 28, 29 July 11, 12, 13 Sept. 3, 4, 5	SMOKING May 9, 10, 11 June 29, 30, 1, July 29, 30, 31	TRY May 12, 13, 14 June 20, 21, 22 July 26, 27, 28	May 12, 13, 14 June 20, 21, 22 July 26, 27, 28	May 15, 16, 17 June 23, 24, 25 Aug. 10, 11, 12
Joplin	May 24, 25, 26 July 2, 3, 4 Aug. 28, 29, 30	May 21, 22, 23 July 5, 6, 7 Aug. 25, 26, 27	June 5, 6, 7 July 17, 18, 19 Aug. 13, 14, 15	June 2, 3, 4 July 14, 15, 16 Aug. 16, 17, 18	May 3, 4, 5 June 17, 18, 19 Aug. 10, 11, 12	May 6, 7, 8 June 14, 15, 16 Aug. 1, 2, 3	“BULL” May 9, 10, 11 June 26, 27, 28 Aug. 4, 5, 6	May 18, 19, 20 June 29, 30, 1 July 29, 30, 31
Springfield	May 21, 22, 23 July 20, 21, 22 Aug. 19, 20, 21	May 24, 25, 26 July 23, 24, 25 Aug. 22, 23, 24	June 2, 3, 4 July 11, 12, 13 Sept. 3, 4, 5	June 5, 6, 7 July 8, 9, 10 Aug. 31, 1, 2	May 6, 7, 8 June 14, 15, 16 Aug. 1, 2, 3	May 3, 4, 5 June 17, 18, 19 Aug. 7, 8, 9	May 9, 10, 11 June 26, 27, 28 Aug. 4, 5, 6	DURHAM

OFFICIAL SCHEDULE—BLUE GRASS LEAGUE—1911

Clubs	At Paris	At Lexington	At Winchester	At Richmond	At Frankfort	At Maysville
Paris	HIT May 16, 23, 29, 30 June 1, 20 July 13, 18 Aug. 2, 3, 9, 26	May 18, 30 June 2, 18, 27 July 1, 8, 14, 19 Aug. 8, 13, 27	May 15 June 9, 12, 14, 19, 29 July 9, 27 Aug. 12, 16, 18 Sept. 2	June 6, 7, 8, 21, 22, 23 July 20, 21, 31 Aug. 1, 28, 29	May 21, 22 June 24, 25, 26 July 6, 7, 10, 11, 12 Aug. 10, 11	May 9, 10, 11, 28 July 4, 23, 24, 25 Aug. 22, 23, 24
Lexington	May 16, 23, 29, 30 June 1, 20 July 13, 18 Aug. 2, 3, 9, 26	THE May 17, 28 June 3, 10, 16 July 2, 15, 23, 25 Aug. 17 Sept. 4, 4	May 11, 25 June 15, 21, 22, 23 July 7, 24 Aug. 1, 11, 21, 28	May 22, 31 June 12, 13, 14 July 5, 11, 12, 27, 28 Aug. 4, 24	May 9, 10, 19, 24 June 6, 19 July 17, 20, 31 Aug. 7, 18, 22	June 7, 8, 9, 28 29, 30 Aug. 14, 15, 16 29, 30, 31
Winchester	May 12, 14, 24 June 13, 28 July 3, 26, 28 Aug. 15, 19, 20 Sept. 1	May 17, 28 June 3, 10, 16 July 2, 15, 23, 25 Aug. 17 Sept. 4, 4	BULL! May 9, 21 June 25, 26 July 4, 4, 8 Aug. 2, 7, 9, 23, 27	May 10, 16, 29, 30, 30 June 24 Aug. 3, 8, 10, 22, 26, 30	May 23, 27 June 18, 20, 30 July 1, 18, 19 Aug. 6, 24, 25, 29	May 18, 19, 20 June 4, 5, 6 July 10, 11, 12 29, 30, 31
Richmond	May 13, 19, 20 June 4, 5, 30 July 16, 17, 29, 30 Aug. 14, 25	May 14, 15, 26, 27 June 11, 17 July 9, 10, 22 Aug. 5, 6 Sept. 3	"HIT" May 11, 17, 18 June 28, 29 July 25, 26 Aug. 15, 16 Sept. 1, 2	May 11, 12, 17, 18 June 28, 29 July 25, 26 Aug. 15, 16 Sept. 1, 2	May 28 June 9, 10 July 23, 24 Aug. 20, 21 Sept. 4, 4	June 18, 19, 20 July 1, 2, 3, 13, 14, 15 Aug. 11, 12, 13
Frankfort	May 25, 26, 31 June 15, 16 July 2, 15 Aug. 4, 5, 17, 31 Sept. 3	May 20 June 4, 5 July 3, 4, 16, 29, 30 Aug. 12, 19, 23	May 13 June 7, 8, 11, 17, 27 July 13, 14, 21, 22 Aug. 13, 14	May 11, 12, 17, 18 June 28, 29 July 25, 26 Aug. 15, 16 Sept. 1, 2	"BULL" May 14, 15, 16 June 12, 13, 14 July 8, 9, 27, 28 Aug. 8, 9	May 29, 30, 30 June 21, 22, 23 Aug. 1, 2, 3, 26, 27, 28
Maysville	May 17, 27 June 3, 10, 11, 17 July 22 Aug. 6, 7, 21 Sept. 4, 4	May 12, 13, 21, 26, 26 June 24, 25, 26 July 21, 26 Aug. 10, 20 Sept. 1, 2	May 22, 26, 31 June 1, 2 July 5, 16, 17, 20 Aug. 4, 5 Sept. 3	May 23, 24, 25 June 15, 16 July 6, 7, 18, 19 Aug. 17, 18, 19	DURHAM	

OFFICIAL SCHEDULE—CAROLINA ASSOCIATION—1911

Clubs	At Winston	Spartanburg	At Charlotte	At Greensboro	At Anderson	At Greenville
Winston	Blackwell's	May 8, 9, 10 June 8, 9, 10 July 10, 11, 12 Aug. 10, 11, 12	April 27, 28, 29 May 29, 30, 31 June 29, 30 July 1 Aug. 2, 3	May 18, 19, 20 June 16, 17 July 4, 20, 21, 22 Aug. 21, 22, 23	May 11, 12, 13 June 12, 13 July 13, 14, 15 Aug. 14, 15, 16	May 22, 23 June 19, 20, 21 July 24, 25, 26 Aug. 24, 25, 26
Spartanburg	May 26, 27 June 26, 27, 28 July 31 Aug. 1, 31 Sept. 1, 2	GENUINE	May 4, 5, 6 June 5, 6, 7 July 6, 7, 8 Aug. 7, 8, 9	April 27, 28, 29 May 29, 30, 31 June 29, 30 July 1 Aug. 2, 3	May 15, 16, 17 June 14, 15 July 17, 18, 19 Aug. 17, 18, 19	May 18, 19, 20 June 16, 17 July 4, 20, 21, 22 Aug. 21, 22, 23
Charlotte	May 24, 25 June 22, 23, 24 July 27, 28, 29 Aug. 28, 29, 30	May 11, 12, 13 June 12, 13 July 13, 14, 15 Aug. 14, 15, 16	"BULL"	May 22, 23 June 19, 20, 21 July 24, 25, 26 Aug. 24, 25, 26	May 1, 2, 3 June 1, 2, 3 July 3, 4, 5 Aug. 4, 5	May 8, 9, 10 June 8, 9, 10 July 10, 11, 12 Aug. 10, 11, 12
Greensboro	May 1, 2, 3 June 1, 2, 3 July 3, 4, 5 Aug. 4, 5	May 24, 25 June 22, 23, 24 July 27, 28, 29 Aug. 28, 29, 30	May 15, 16, 17 June 14, 15 July 17, 18, 19 Aug. 17, 18, 19	DURHAM	May 26, 27 June 26, 27, 28 July 31 Aug. 1, 31 Sept. 1, 2	May 4, 5, 6 June 5, 6, 7 July 6, 7, 8 Aug. 7, 8, 9
Anderson	May 4, 5, 6 June 5, 6, 7 July 6, 7, 8 Aug. 7, 8, 9	May 22, 23 June 19, 20, 21 July 24, 25, 26 Aug. 24, 25, 26	May 18, 19, 20 June 16, 17 July 20, 21, 22 Aug. 21, 22, 23	May 8, 9, 10 June 8, 9, 10 July 10, 11, 12 Aug. 10, 11, 12	SMOKING	April 27, 28, 29, 30, 31 May 29, 30, 31 June 29, 30 July 1 Aug. 2, 3
Greenville	May 15, 16, 17 June 14, 15 July 17, 18, 19 Aug. 17, 18, 19	May 1, 2, 3 June 1, 2, 3 July 3, 4, 5 Aug. 4, 5	May 26, 27 June 26, 27, 28 July 31 Aug. 1, 31 Sept. 1, 2	May 24, 25 June 22, 23, 24 July 27, 28, 29 Aug. 28, 29, 30	TOBACCO	

OFFICIAL SCHEDULE—COTTON STATES LEAGUE—1911

Clubs	At Hattiesburg	At Yazoo City	At Greenwood	At Jackson	At Vicksburg	At Meridian
Hattiesburg	FANS May 1, 2, 3 June 5, 6, 7 July 10, 11, 12 Aug. 14, 15, 16	April 24, 25, 26, 30, 31 May 29, 30 June 1, 2, 3, 7, 8 July 10, 11, 12 Aug. 7, 8, 9	April 27, 28, 29 June 1, 2, 3, 7, 8 July 10, 11, 12 Aug. 17, 18, 19 May 22, 23, 24 June 26, 27, 28 July 31 Aug. 1, 2	April 13, 14, 15 May 18, 19, 20 June 22, 23, 24 July 27, 28, 29 Aug. 3, 4, 5 21, 22, 23	April 9, 10, 11 May 14, 15, 16 June 18, 19, 20 July 23, 24, 25 Aug. 28, 29, 30	May 4, 5, 6 June 8, 9, 10 July 13, 14, 15 Aug. 21, 22, 23
Yazoo City		AND	April 22, 23, 24 June 26, 27, 28 July 31 Aug. 1, 2	May 4, 5, 6 June 8, 9, 10 July 13, 14, 15 Aug. 21, 22, 23	April 14, 15, 16 May 19, 20, 21 June 23, 24, 25 July 28, 29, 30	April 27, 28, 29 June 1, 2, 3 July 3, 4, 4 Aug. 10, 11, 12
Greenwood		April 10, 11, 12, 16, 17 May 19, 20, 21 July 24, 25, 26	PLAYERS May 1, 2, 3 June 5, 6, 7 July 10, 11, 12 Aug. 14, 15, 16	April 24, 25, 26, 30, 31 May 29, 30 June 29, 30 July 1 Aug. 7, 8, 9	May 4, 5, 6 June 8, 9, 10 July 13, 14, 15 Aug. 21, 22, 23	April 13, 14, 15 May 18, 19, 20 June 22, 23, 24 July 27, 28, 29
Jackson	May 8, 9, 10 June 12, 13, 14 July 17, 18, 19 Aug. 17, 18, 19	April 6, 7, 8 May 11, 12, 13 June 15, 16, 17 July 20, 21, 22	May 1, 2, 3 June 5, 6, 7 July 10, 11, 12 Aug. 14, 15, 16	SMOKE April 20, 21, 22 May 25, 26, 27 June 3, 4, 4 Aug. 3, 4, 5	April 28, 29, 30 June 2, 3, 4 July 7, 8, 9 Aug. 11, 12, 13	April 17, 18, 19 May 22, 23, 24 June 26, 27, 28 July 31 Aug. 1, 2
Vicksburg	April 17, 18, 19 May 22, 23, 24 June 26, 27, 28 July 31 Aug. 1, 2	May 8, 9, 10 June 12, 13, 14 July 17, 18, 19 Aug. 17, 18, 19	April 6, 7, 8 May 11, 12, 13 June 15, 16, 17 July 20, 21, 22		"BULL"	May 1, 2, 3 June 5, 6, 7 July 10, 11, 12 Aug. 14, 15, 16
Meridian	April 6, 7, 8 May 11, 12, 13 June 15, 16, 17 July 20, 21, 22	April 20, 21, 22 May 25, 26, 27 June 3, 4, 5	May 8, 9, 10 June 12, 13, 14 July 17, 18, 19 Aug. 17, 18, 19	April 10, 11, 12 May 15, 16, 17 June 19, 20, 21 July 24, 25, 26	April 23, 24, 25 May 28, 29, 30 June 1, 2 July 5, 6, 7, 8 Aug. 6, 7, 8	DURHAM

OFFICIAL SCHEDULE—MINNESOTA-WISCONSIN LEAGUE—1911

Clubs	At Duluth	Superior	Wausau	Eau Claire	Red Wing	Rochester	At Winona	At La Crosse
Duluth	A GOOD	June 3, 4, 5 July 23, 24, 25 Aug. 31 Sept. 1, 2	June 15, 16, 17 July 3, 4, 4 Aug. 27 25, 26, 27	June 18, 19, 20, 30 July 1, 2 Aug. 28, 29, 30	May 10, 11, 12 July 31 29, 30, 31 Aug. 22, 23, 24	May 13, 14, 15 July 5, 6, 7 Aug. 31 Sept. 1, 2	May 19, 20, 21 July 20, 21, 22 Aug. 31 Sept. 1, 2	May 16, 17, 18 July 8, 9, 10 Aug. 7, 8, 9 Sept. 3, 4, 4
Superior	June 12, 13, 14 June 27, 28, 29 Sept. 8, 9, 10	Investment	June 18, 19, 20, 30 July 1, 2 Aug. 28, 29, 30	June 15, 16, 17 July 3, 4, 4 Aug. 25, 26, 27	May 10, 11, 12 July 31 29, 30, 31 Aug. 22, 23, 24	May 10, 11, 12 July 31 29, 30, 31 Aug. 22, 23, 24	May 13, 14, 15 July 20, 21, 22 Aug. 31 Sept. 1, 2	May 13, 14, 15 July 5, 6, 7 Aug. 1, 2, 3
Wausau	May 31 June 1, 2, 23 Sept. 3, 4, 4	Investment	A FIVE	June 12, 13, 14 June 27, 28, 29 Aug. 4, 5, 6	May 16, 17, 18 July 8, 9, 10 Aug. 1, 2, 3	May 19, 20, 21 July 20, 21, 22 Aug. 31 Sept. 1, 2	May 13, 14, 15 July 20, 21, 22 Aug. 31 Sept. 1, 2	May 10, 11, 12 July 5, 6, 7 Aug. 1, 2, 3
Eau Claire	May 29, 30, 30 June 1, 2, 21 Sept. 3, 4, 4	Investment	June 9, 10, 11 July 23, 24, 25 Sept. 8, 9, 10	CENT	May 13, 14, 15 July 5, 6, 7 Aug. 31 Sept. 1, 2	May 16, 17, 18 July 8, 9, 10 Aug. 31 Sept. 1, 2	May 10, 11, 12 July 26, 27, 28 Aug. 22, 23, 24	May 19, 20, 21 July 29, 30, 31 Aug. 7, 8, 9
Red Wing	May 23, 24, 25 June 14, 15, 16 Aug. 13, 14, 15	June 6, 7, 8 July 17, 18, 19 Aug. 16, 17, 18	June 6, 7, 8 July 17, 18, 19 Aug. 16, 17, 18	June 3, 4, 5 July 20, 21, 22, 21 Aug. 19, 20, 21	BAG	May 30, 30 June 11, 27, 28, 29 Sept. 8, 9, 10	June 12, 13, 14 July 23, 24, 25 Sept. 5, 6, 7	May 31 June 1, 2, 21, 22, 23 Sept. 3, 4, 4
Rochester	May 26, 27, 28 June 11, 12, 13 Aug. 10, 11, 12	May 23, 24, 25 June 14, 15, 16 Aug. 13, 14, 15	June 3, 4, 5 July 5, 6, 7 Aug. 19, 20, 21	June 6, 7, 8 July 17, 18, 19 Aug. 1, 2, 3	May 29 June 3, 4, 4 Aug. 4, 5, 6	OF	June 15, 16, 17, 30 July 1, 2 Sept. 3, 4, 4	June 12, 13, 14 July 23, 24, 25 Sept. 5, 6, 7
Winona	June 6, 7, 8 July 17, 18, 19 Aug. 19, 20, 21	June 9, 10, 11 July 20, 21, 22 Aug. 16, 17, 18	May 23, 24, 25 June 11, 12, 13 Aug. 13, 14, 15	May 26, 27, 28 June 14, 15, 16 Aug. 10, 11, 12	June 18, 19 Aug. 25, 26, 27	May 31 June 1, 2, 21, 22, 23 Aug. 28, 29, 30	"BULL"	June 3, 4, 5 July 3, 4, 4 Aug. 31 Sept. 1, 2
La Crosse	June 9, 10, 11 July 20, 21, 22 Aug. 16, 17, 18	June 6, 7, 8 July 17, 18, 19 Aug. 19, 20, 21	May 26, 27, 28 June 26, 27, 28 Aug. 10, 11, 12	May 23, 24, 25 June 11, 12, 13 Aug. 13, 14, 15	June 15, 16, 17, 30 July 1, 2 Aug. 28, 29, 30	May 31 June 1, 2, 21, 22, 23 Aug. 28, 29, 30	June 29, 30, 30 July 27, 28, 29 Sept. 8, 9, 10	DURHAM

OFFICIAL SCHEDULE—OHIO STATE LEAGUE—1911

THE "BULL" DURHAM BASEBALL GUIDE

Clubs	At Portsmouth	At Chillicothe	At Lancaster	At Newark	At Marion	At Lima	At Springfield	At Hamilton
Portsmouth	SOME April 29, 30 May 1, Jun 28, 29, 30; Aug. 5, 6; Sept. 4, 4	April 23, 24, 25 June 12, 13 July 20, 21, 22 Sept. 2, 3	May 26, 27, 28 June 10, 11 July 17, 18, 19 Aug. 17, 18	April 20, 21, 22 May 29, 30, 30 July 5, 6 Aug. 19, 20	May 2, 3 June 2, 3, 4 July 12, 13, 14 Aug. 15, 16	May 4, 5, 6, 31; June 1 July 15, 16 Aug. 12, 13, 14	May 10, 11 June 5, 6, 7 July 7, 8 Aug. 9, 10, 11	May 7, 8, 9 June 5, 6, 7 July 9, 10, 11 Aug. 7, 8
Chillicothe	April 29, 30 May 1, Jun 28, 29, 30; Aug. 5, 6; Sept. 4, 4	"BULL" April 23, 27, 28 May 29, 30, 30 July 5, 6 Aug. 19, 20	April 26, 27, 28 May 29, 30, 30 July 5, 6 Aug. 19, 20	April 23, 24, 25 June 10, 11 July 17, 18, 19 Aug. 17, 18	May 4, 5, 6 31; June 1 July 15, 16 Aug. 12, 13, 14	May 2, 3, 4 June 2, 3, 4 July 12, 13, 14 Aug. 15, 16	May 7, 8, 9 June 8, 9 July 7, 8 Aug. 9, 10, 11	May 10, 11 June 5, 6, 7 July 9, 10, 11 Aug. 7, 8
Lancaster	May 12, 13, 14 June 14, 15 July 1, 2, 3 Aug. 29, 30	April 20, 21, 22 June 16, 17, 18 July 4, 4 Aug. 31; Sept. 1	DURHAM April 29, 30 May 1; Jun 12, 13, 28, 29, 30 Sept. 2, 3	April 23, 24, 25 July 20, 21, 22 Aug. 5, 6 Sept. 4, 4	May 10, 11 June 5, 6, 7 July 9, 10, 11 Aug. 7, 8	May 7, 8, 9 June 8, 9 July 7, 8 Aug. 9, 10, 11	May 2, 3, 4 June 2, 3, 4 July 15, 16 Aug. 14, 15, 16	May 4, 5, 6, 31 June 1 July 12, 13, 14 Aug. 12, 13
Newark	April 23, 27, 28 June 16, 17, 18 July 4, 4, Aug. 31; Sept. 1	May 26, 27, 28 June 14, 15 July 1, 2, 3 Aug. 29, 30	April 29, 30 May 1; Jun 12, 13, 28, 29, 30 Sept. 2, 3	AND A May 29, 24, 25 June 21, 22 July 23, 24, 25 Aug. 25, 26	May 7, 8, 9 June 8, 9 July 7, 8 Aug. 9, 10, 11	May 10, 11 June 5, 6, 7 July 9, 10, 11 Aug. 7, 8	May 4, 5, 6 31; June 1 July 29, 31 Aug. 1, 12, 13	May 2, 3 June 2, 3, 4 July 15, 16 Aug. 14, 15, 16
Marion	May 17, 18, 19 June 26, 27, 28 July 29, 30, 31 Aug. 21, 22	May 15, 16 June 23, 24, 25 Aug. 2, 3, 4, 23, 24	May 20, 21, 22 June 19, 20 July 26, 27, 28 Aug. 27, 28	May 29, 24, 25 June 21, 22 July 23, 24, 25 Aug. 25, 26	GOOD May 12, 13, 14 June 28, 29, 30 Aug. 5, 6 Aug. 29, 30	May 26, 27, 28 June 12, 13 July 20, 21, 22 Sept. 4, 4	April 20, 21, 22 June 10, 11 July 17, 18, 19 Aug. 19, 20	April 23, 24, 25 May 29, 30, 30 July 1, 2 Aug. 17, 18
Lima	May 15, 16 June 23, 24, 25 Aug. 2, 3, 4, 23, 24	May 17, 18, 19 June 26, 27 July 29, 30, 31 Aug. 21, 22	May 23, 24, 25 June 21, 22 July 23, 24, 25 Aug. 25, 26	May 20, 21, 22 June 19, 20 July 26, 27, 28 Aug. 27, 28	GAME April 26, 27, 28 June 16, 17, 18 July 5, 6 Sept. 2, 3	April 23, 24, 25 May 29, 30, 30 July 4, 4 Aug. 17, 18	April 23, 24, 25 May 29, 30, 30 July 4, 4 Aug. 17, 18	April 20, 21, 22 June 10, 11 July 17, 18, 19 Aug. 19, 20
Springfield	May 25, 24, 25 June 21, 22 July 29, 24, 25 Aug. 25, 26	May 20, 21, 22 June 19, 20 July 26, 27, 28 Aug. 27, 28	May 15, 16 June 23, 24, 25 Aug. 2, 3, 4 23, 24	May 17, 18, 19 June 26, 27 July 29, 30, 31 Aug. 21, 22	THAT'S April 26, 27, 28 June 16, 17, 18 July 5, 6 Sept. 2, 3	April 23, 24, 25 May 29, 30, 30 July 4, 4 Aug. 17, 18	April 23, 24, 25 May 29, 30, 30 July 4, 4 Aug. 17, 18	May 26, 27, 28 June 12, 13 July 20, 21, 22 Sept. 4, 4
Hamilton	May 20, 21, 22 June 19, 20 July 26, 27, 28 Aug. 27, 28	May 23, 24, 25 June 21, 22 July 23, 24, 25 Aug. 25, 26	May 17, 18, 19 June 26, 27 July 29, 30, 31 Aug. 21, 22	May 15, 16 June 23, 24, 25 Aug. 2, 3, 4 23, 24	May 1; Jun 14, 15; July 3, 4, 4 Sept. 2, 3 Aug. 31; Sept. 1	April 23, 30 May 1, Jun 14, 15; July 1, 2, 3 Aug. 31, Sep. 1	May 12, 13, 14 June 28, 29, 30 Aug. 5, 6, 29, 30	Happiness

OFFICIAL SCHEDULE—SOUTHERN MICHIGAN LEAGUE—1911

Clubs	At Kalamazoo	At Battle Creek	At Jackson	At Adrian	At Lansing	At Saginaw	At Bay City	At Flint
Kalamazoo	ONCE	May 30 June 7, 8, 9 July 1, 4, 5 Aug. 17, 18, 27	May 12, 13, 14 June 28, 29, 30 Aug. 11, 12, 13, 29	May 9, 10, 11 June 24, 25, 26, 27 Aug. 14, 15, 16	June 10, 11, 12, 13 Aug. 3, 4, 5, 9, 10, 30	May 21, 22, 23 July 17, 18, 19, 20 Sept. 8, 9, 10	May 24, 25, 26, 27 July 21, 22, 23 Sept. 5, 6, 7, 25, 26, 27	May 28, 29 June 14, 15, 16, 17, July 24, 25, 26, 27
Bat. Creek		YOU	May 9, 10, 11 June 10, July 24, 25, 29, 30 Sept. 11, 12	May 12, 13, 14 June 28, 29, 30 Aug. 28, 29, 30, 31	June 1, 2, 3, July 17, 18, 19 Aug. 11, 12, 19	May 18, 19, 20 July 14, 15, 16, 17	May 21, 22, 23 Aug. 7, 8, 9, 10	June 11, 12, 13 July 12, 13 Aug. 20, 21, 22, 23
Jackson		June 4, 5, 6 July 6, 7, 8 27, 28 Sept. 13, 14	TRY	May 15, 16, 17 June 11, 12, 13 July 3, 4; Aug. 17, 18	May 30, 30, 31 June 21, 22, 23 Sept. 9, 15, 16, 17	May 6, 7, 8 June 24 July 12, 13 Aug. 7, 8, 9, 10	May 3, 4, 5 June 25, 26, 27 Aug. 30, 31, 31 Sept. 1	June 1, 2, 3 July 10, 11, 14, 15, 16; Aug. 5, 6
Adrian		May 27, 28, 29 July 20, 21, 22, 23; Sept. 2, 3, 4	May 21, 22, 23 July 1, 2, 4, 5 Aug. 5, 6	"BULL"	May 18, 19, 20 July 6, 7, 8, 9 Aug. 20, 21, 22	May 3, 4, 5 June 1, 2, 3 Aug. 3, 4, 5, 6	May 6, 7, 8 June 14, 15, 16, 17 Aug. 11, 12, 13	May 30, 30, 31 June 18, 19, 20 Aug. 7, 8, 9, 10
Lansing		May 6, 7, 8 June 14, 15, 16 Aug. 13, 14, 15, 16	May 28, 29 June 18, 19, 20 Aug. 23 Sept. 4, 4, 8, 10	May 24, 25, 26 July 14, 15, 16 Sept. 11, 12, 13, 14	DURHAM	June 7, 8, 9 25, 26, 27 July 31 Aug. 1, 1, 2	June 4, 5, 6 July 24, 25, 26, 27 Aug. 27, 28, 29, 30	May 15, 16, 17 July 2, 3, 4, 23 Sept. 1, 2, 3
Saginaw		May 24, 25, 26 July 9, 10, 11 Aug. 24 Sept. 15, 16, 17	June 14, 15, 16, 17, 22, 23 July 21, 22, 23 Aug. 14, 15, 16	June 22, 23 July 24, 25, 26, 27 Aug. 25, 26, 27	YOU'LL	YOU'LL	May 28, 29, 30 June 10, 11, 12 July 3, 4 Sept. 2, 4	May 9, 10, 11 July 28, 29, 30 Sept. 11, 12, 13, 14
Bay City		May 15, 16, 17 June 21, 22, 23 Aug. 3, 4, 5, 6	June 7, 8, 9 July 17, 18, 19, 20 Aug. 20, 21, 22	July 10, 11, 12, 13; July 31 Aug. 1, 2 Sept. 15, 16, 17	May 9, 10, 11 June 24 July 28, 29, 30 Aug. 24, 25, 26	May 30, 31 June 18, 19, 20 July 2, 4, 5 Sept. 3, 4	NEVER	May 12, 13, 14 June 28, 29, 30 July 1 Aug. 17, 18, 19
Flint		May 3, 4, 5 June 24, 25, 26 27; Aug. 3, 4, 25, 26, 27 Sept. 4, 1, 2 Sept. 4	May 24, 25, 26 June 7, 8, 9, 10 July 17, 18, 19 21, 22, 26 Sept. 7	June 7, 8, 9, 10 July 19 Sept. 8, 9, 10	May 21, 22, 23 July 4, 5, 20, 21, 22; 6	June 4, 5, 6 Aug. 28, 29, 30, 31	QUIT	May 18, 19, 20 July 6, 7, 8, 9 Aug. 14, 15, 16

OFFICIAL SCHEDULE—WISCONSIN-ILLINOIS LEAGUE—1911

THE "BULL" DURHAM BASEBALL GUIDE

Clubs	At Oshkosh	At Fond du Lac	At Green Bay	At Appleton	At Madison	At Rockford	At Aurora	At Racine
Oshkosh ...	"BULL"	May 4, 5, 6 July 4, 5 Sept. 8, 9, 10	May 13, 14, 14 June 27, 28, 29 Aug. 29, 30, 31	May 31: June 1, 2 July 11, 12, 12, 28, 29, 30	May 26, 27, 28 June 15, 16, 17 Aug. 12, 13, 14	May 17, 18, 19 June 24, 25, 25 Aug. 3, 4, 5	May 23, 24, 25 June 18, 19, 20 Aug. 9, 10, 11	May 20, 21, 22 June 23, 24, 25 Aug. 6, 7, 8
Fond du Lac	May 3, 30, 30 July 9, 9, 10 Sept. 4, 4, 5	DURHAM'S	May 10, 11, 12 July 11, 12, 28, 29, 30	May 7, 8, 9 June 27, 28, 29 Aug. 29, 30, 31	May 17, 18, 19 June 24, 25, 25 Aug. 3, 4, 5	May 20, 21, 22 June 15, 16, 17 Aug. 12, 13, 14	May 20, 21, 22 June 21, 22, 23 Aug. 6, 7, 8	May 23, 24, 25 June 18, 19, 20 Aug. 3, 4, 5
Green Bay	May 7, 8, 9 July 6, 7, 8 25, 26, 27	May 31 June 1, 2, 30 July 1, 2, 3 Sept. 1, 2, 3	Enormous	May 4, 5, 6 July 4, 4, 5 Sept. 8, 9, 10	May 20, 21, 22 June 21, 22, 23 Aug. 9, 10, 11	May 23, 24, 25 June 18, 19, 20 Aug. 6, 7, 8	May 17, 18, 19 June 24, 25, 25 Aug. 3, 4, 5	May 17, 18, 19 June 15, 16, 17 Aug. 12, 13, 14
Appleton ..	May 10, 11, 12 June 30 July 1, 2, 3 Sept. 1, 2, 3	May 13, 14, 14 July 6, 7, 8 25, 26, 27	May 3, 30, 30 July 9, 9, 10 Sept. 4, 4, 5	SALES	May 23, 24, 25 June 18, 19, 20 Aug. 6, 7, 8	May 20, 21, 22 June 21, 22, 23 Aug. 9, 10, 11	May 26, 27, 28 June 15, 16, 17 Aug. 12, 13, 14	May 17, 18, 19 June 24, 25, 25 Aug. 3, 4, 5
Madison...	June 6, 7, 8 July 16, 17, 18 Aug. 19, 20, 21	June 3, 4, 5 July 13, 14, 15 Aug. 16, 17, 18	June 12, 13, 14 July 19, 20, 21 Aug. 25, 26, 27	June 9, 10, 11 July 22, 23, 23 Aug. 22, 23, 24	TESTIFY	May 3, 30, 30 July 9, 9, 10 Sept. 4, 4, 5	May 10, 11, 12 July 6, 7, 8 Sept. 1, 2, 3	May 7, 8, 9 June 27, 28, 29 July 25, 26, 27
Rockford ..	June 9, 10, 11 July 22, 23, 23 Aug. 22, 23, 24	June 12, 13, 14 July 19, 20, 21 Aug. 25, 26, 27	June 3, 4, 5 July 13, 14, 15 Aug. 16, 17, 18	June 6, 7, 8 July 16, 17, 18 Aug. 19, 20, 21	May 4, 5, 6 July 4, 4, 5 Aug. 29, 30, 31	AS TO	May 7, 8, 9 June 27, 28, 29 July 25, 26, 27	May 13, 14, 14 July 6, 7, 8 Sept. 1, 2, 3
Aurora	June 3, 4, 5 July 13, 14, 15 Aug. 16, 17, 18	June 6, 7, 8 July 16, 17, 18 Aug. 19, 20, 21	June 9, 10, 11 July 22, 23, 23 Aug. 22, 23, 24	June 12, 13, 14 July 19, 20, 21 Aug. 25, 26, 27	May 13, 14, 15 June 30 July 1, 2 28, 29, 30	May 31 June 1, 2 July 11, 12, 12 Sept. 8, 9, 10	ITS	May 4, 5, 6 July 4, 4, 5 Sept. 4, 4, 5
Racine	June 12, 13, 14 July 19, 20, 21 Aug. 25, 26, 27	June 9, 10, 11 July 22, 23, 24 Aug. 22, 23, 24	June 6, 7, 8 July 16, 17, 18 Aug. 19, 20, 21	June 3, 4, 5 July 13, 14, 15 Aug. 16, 17, 18	May 31 June 1, 2 July 11, 12, 12 Sept. 8, 9, 10	May 10, 11, 12 June 30 July 1, 2 28, 29, 30	May 3, 30, 30 July 9, 9, 10 Aug. 29, 30, 31	QUALITY

OFFICIAL SCHEDULE—KANSAS STATE LEAGUE—1911

Clubs	At Larned	At Great Bend	At Lyons	At McPherson	At Hutchinson	At Newton	At Wellington	At El Dorado
Larned	A GOOD June 15, 16, 17, 18, 23, 24, 25 July 2, 3	June 20 July 4, 4 Aug. 19, 20, 21	May 23, 24, 25 June 28, 29 Aug. 16, 17, 18	June 9, 10, 26, 27 July 10, 11 Aug. 26, 27, 28	May 26, 27, 28 July 10, 11 Aug. 7, 8, 9	June 6, 7, 8 July 14, 15 Aug. 29, 30, 31	May 14, 15, 16 June 24, 25 Aug. 4, 5, 6	May 11, 12, 13 July 12, 13 Aug. 24, 25
Great Bend.	SMOKE June 11, 12, 13, 14, 30 July 1 Aug. 26, 27, 28	June 9, 10, 26, 27 July 26, 27, 28	June 9, 10, 26, 27 July 26, 27, 28	May 23, 24, 25 June 28, 29 Aug. 16, 17, 18	June 6, 7, 8 July 14, 15 Sept. 2, 3, 4	May 26, 27, 28 July 10, 11 Aug. 7, 8, 9	May 14, 15, 16 June 24, 25 Aug. 4, 5, 6	June 14, 15, 16 July 24, 25 Aug. 4, 5, 6
Lyons	IS A June 15, 16, 17 July 20, 21 Aug. 13, 14, 15	June 11, 12, 13, 14, 30 July 1 Aug. 26, 27, 28	IS A	June 18, 19, 20 July 18, 19 Aug. 10, 11, 12	May 11, 12, 13, 14 June 24, 25 Aug. 6, 19, 20, 21	June 3, 4, 5 July 2, 3, 23, 24, 25	May 26, 27, 28 July 16, 17 Aug. 7, 8, 9	June 6, 7, 8 July 14, 15 Sept. 2, 3, 4
McPherson .	June 11, 12, 13, 14, 30 July 1, 1, 29, 30, 31 Aug. 26, 27, 28	May 22 June 21, 22 July 8, 9 Aug. 29, 30, 31	June 15, 16, 17 July 20, 21 Aug. 13, 14, 15	REAL May 31 June 1, 2 July 3 Aug. 23, 24, 25	June 3, 4, 5 July 2, 4, 4, 23, 24, 25	May 11, 12, 13, 14 June 24, 25 Aug. 6, 19, 20, 21	June 6, 7, 8 July 14, 15 Sept. 2, 3, 4	May 26, 27, 28 July 16, 17 Aug. 7, 8, 9
Hutchinson .	June 17, 18, 19 July 16, 17 Aug. 1, 2, 3	June 21, 22, 23 July 6, 7 Aug. 29, 30, 31	May 15, 16 June 15, 16 July 12, 13 Aug. 4, 5	May 31 June 1, 2 July 3 Aug. 23, 24, 25	June 18, 19, 20 July 18, 19 Aug. 13, 14, 15	June 15, 16, 17 July 20, 21 Aug. 10, 11, 12	June 9, 10, 11, 26, 27, 28 July 16, 17 Aug. 7, 8, 9	June 9, 10, 11, 28, 29 Aug. 16, 17, 18
Newton	June 21, 22, 23 July 6, 7, 4 Sept. 2, 3, 4	May 31 June 17, 18, 19 July 16, 17 Aug. 1, 2, 3	May 31 June 1, 2 July 4, 4 Aug. 23, 24, 25	May 15, 16 June 10, 11 July 12, 13 Aug. 4, 5	June 18, 19, 20 July 18, 19 Aug. 13, 14, 15	TRY June 12, 13, 14 July 8, 9 Aug. 26, 27, 28	June 9, 10, 11, 28, 29 Aug. 16, 17, 18	June 23, 24, 25 June 26, 27 July 26, 27, 28
Wellington . .	June 3, 4, 5 July 18, 19 Aug. 10, 11, 12	May 31 June 1, 2 July 20, 21 Aug. 13, 14, 15	June 21, 22, 23 July 6, 7 Aug. 1, 2, 3	May 17, 18, 19 June 10, 11 July 12, 13 Aug. 29, 30, 31	May 20, 21, 22 June 30 July 1 Aug. 29, 30, 31	June 12, 13, 14 July 8, 9 Aug. 26, 27, 28	"BULL"	June 15, 16, 17 July 2, 3 Aug. 19, 20, 21
El Dorado . . .	May 31 June 1, 2 July 20, 21 Aug. 13, 14, 15	June 3, 4, 5 July 18, 19 Aug. 10, 11, 12	May 17, 18, 19 June 10, 11 July 12, 13 Aug. 29, 30, 31	June 21, 22, 23 July 6, 7 Aug. 1, 2, 3	June 12, 13, 14 July 8, 9 Aug. 26, 27, 28	May 20, 21, 22 June 30 July 1, 29, 30, 31	June 18, 19, 20 July 4, 4 Aug. 23, 24, 25	DURHAM

OFFICIAL SCHEDULE—UNION ASSOCIATION—1911

Clubs	At Boise	At Butte	At Great Falls	At Helena	At Missoula	At Salt Lake
Boise	Blackwell's	June 13, 14, 15, 16, 17, 18, 18 Aug. 15, 16, 17, 18, 19, 20, 20	June 6, 7, 8, 9, 10, 11, 11 Aug. 8, 9, 10, 11, 12, 13, 13	May 30, 30 June 1, 2, 3, 4, 4 Aug. 1, 2, 3, 4, 5, 6, 6	June 20, 21, 22, 23, 24, 25, 25 Aug. 22, 23, 24, 25, 26, 27, 27	May 23, 24, 25, 26, 27, 28, 28 Sept. 6, 7, 8, 9, 10
Butte.....	April 25, 26, 27, 28, 29, 30, 30 July 26, 27, 28, 29, 30, 30	GENUINE	June 20, 21, 22, 23, 24, 25, 25 Sept. 6, 7, 8, 9, 10, 10	June 6, 7, 8, 9, 10, 11, 11 Aug. 8, 9, 10, 11, 12, 13, 13	May 9, 10, 11, 12, 13, 14, 14 July 11, 12, 13, 14, 15, 16, 16	May 2, 3, 4, 5, 6, 7, 7 July 18, 19, 20, 21, 22, 23, 23, 24
Great Falls.....	May 16, 17, 18, 19, 20, 21, 21 July 11, 12, 13, 14, 15, 16, 16	May 23, 24, 25, 26, 27, 28, 28 Aug. 22, 23, 24, 25, 26, 27, 27	"BULL"	May 2, 3, 4, 5, 6, 7, 7 July 18, 19, 20, 21, 22, 23, 23, 24	June 27, 28, 29, 30 July 1, 2, 2 Aug. 29, 30, 31 1, 2, 3, 3, 4, 4	May 9, 10, 11, 12, 13, 14, 14 July 4, 4, 5, 6, 7, 8, 8, 9, 9
Helena	May 9, 10, 11, 12, 13, 14, 14 July 4, 4, 5, 6, 7, 8, 9, 9	June 27, 28, 29, 30 July 1, 2, 2 Aug. 29, 30, 31 1, 2, 3, 3, 4, 4	April 25, 26, 27, 28, 29, 30, 30 July 26, 27, 28, 29, 30, 30	DURHAM	May 23, 24, 25, 26, 27, 23, 28 Aug. 15, 16, 17, 18, 19, 20, 20	May 16, 17, 18, 19, 20, 21, 21 July 11, 12, 13, 14, 15, 16, 16
Missoula	May 2, 3, 4, 5, 6, 7, 7 July 18, 19, 20, 21, 22, 23, 23, 24	May 16, 17, 18, 19, 20, 21, 21 July 4, 4, 5, 6, 7, 8, 9, 9	May 30, 30, 31 June 1, 2, 3, 4, 4 Aug. 1, 2, 3, 4, 5, 6, 6	June 13, 14, 15, 16, 17, 18, 18 Sept. 6, 7, 8, 9, 10, 10	SMOKING	April 25, 26, 27, 28, 29, 30, 30 July 26, 27, 28, 29, 30, 30
Salt Lake	June 27, 28, 29, 30 July 1, 2, 2 Aug. 29, 30, 31 Sept. 1, 2, 3, 3, 4, 4	May 30, 30, 31 June 1, 2, 3, 4, 4 Aug. 1, 2, 3, 4, 5, 6, 6	June 13, 14, 15, 16, 17, 18, 18 Aug. 15, 16, 17, 18, 19, 20, 20	June 20, 21, 22, 23, 24, 25, 25 Aug. 22, 23, 24, 25, 26, 27, 27	June 6, 7, 8, 9, 10, 11, 11 Aug. 8, 9, 10, 11, 12, 13, 13	TOBACCO



HIT THE BULL

HIT THE "BULL"

At the close of the 1909 season, when the records and results of the year's work were carefully looked over, there were, of course, many surprises, both to the players and to the fans. Some of these surprises occurred in the averages, and some in the league standings, but by far the greatest wonderment was caused by the story of the "BULL" DURHAM cut-out signs, some fifty of which were through the '09 campaign.

Blackwell's Durham Tobacco Company, the owners of the signs, placed the following liberal offer on each Bull. Every player who hits the Bull with a fairly batted ball during a regular scheduled league game, is presented with a check for FIFTY DOLLARS. And added to this, each home run made on the grounds where the Bull is located, entitles the heavy hitters to a carton containing 72 five-cent packages of "BULL" DURHAM Smoking Tobacco. These offers keep the fans in a state of wild excitement during the playing season, and of course the players are always "on edge," in order to secure any of the prizes.

When the results of the 1909 season were compiled and given out, it was found that 14 men had been successful in hitting the signs, making a total of \$700.00 which they received as the result of their work. There had been 487 home runs made in the parks, and as the result of these hits there was the enormous amount of 2,435 pounds of "BULL" DURHAM Tobacco given away.

As the interest in the National Game was then waning in some parts of the country, the Tobacco Company decided that in order to stimulate the interest, it would be necessary to increase the herd of Bulls, and the first game of the 1910 season saw the number of Bulls increased to almost 150. The same liberal offer was attached to each one of these Bulls, and when the results were looked over there was a grand total of 85 hits registered against the unsuspecting animals, and over 2,000 home runs were made in the parks where the Bulls were located. This made the cash prizes amount to \$4,250.00, and the free Tobacco for home runs reached the total of over 10,000 pounds.

The 1910 "Bull" season was opened officially by Jake Daubert of Brooklyn, who hit the Philadelphia sign on April 15th, and from then until October 23rd, when Walter Carlisle of Vernon closed the season with a drive at the Los Angeles Bull, there were on an average a little better than three hits made per week.


Harry Armbruster, of the Syracuse Club, performed the unique feat of hitting the sign three times, May 28, June 13 and July 1, and all of his drives were scored against the Syracuse Bull. The only other man who succeeded in repeating was Russell Bailey of the Eau Claire Club, who hit the Superior Bull on Aug. 27, and registered a hit against the Eau Claire sign on Sept. 4.

On the following pages will be found a list of the lucky players who won the Fifty Dollar prizes, and a collection of the photos of the majority of the Bull hitters of 1910.



HIT THE BULL

- 1 April 15 Jake Daubert, Brooklyn, at Philadelphia, Pa.
- 2 April 22 Cy Neighbors, Sioux City, at Topeka, Kan.
- 3 April 25 J. J. Murray, St. Paul, at Kansas City, Mo.
- 4 April 25 J. B. Clark, St. Paul, at Kansas City, Mo.
- 5 April 28 Larry Doyle, New York, at Philadelphia, Pa.
- 6 May 1 Nick Altrock, Minneapolis, at Kansas City, Mo.
- 7 May 3 Gus Soffel, Hartford, at New Britain, Conn.
- 8 May 6 T. R. Bell, Houston, at Fort Worth, Texas.
- 9 May 9 R. W. Williams, Canton, at Youngstown, O.
- 10 May 10 Walter Blair, Rochester, at Rochester, N. Y.
- 11 May 11 A. L. (Bull) Durham, McKeesport, at Canton, O.
- 12 May 24 Tex Jones, St. Joseph, at Sioux City, Ia.
- 13 May 24 Chick Hartmann, Sioux City, at Sioux City, Ia.
- 14 May 28 Harry Armbruster, Syracuse, at Syracuse, N. Y.
- 15 May 29 John Dell, Madison, at Rockford, Ill.
- 16 June 5 Ervin Randall, Dallas, at Dallas, Texas.
- 17 June 5 J. C. Watson, Mobile, at Memphis, Tenn.
- 18 June 8 Otto Hess, New Orleans, at Memphis, Tenn.
- 19 June 12 Ed Jacobson, Aurora, at Rockford, Ill.
- 20 June 13 Forrest More, Chattanooga, at Chattanooga, Tenn.
- 21 June 13 Eddie Noyes, Oklahoma City, at Galveston, Texas.
- 22 June 13 Harry Armbruster, Syracuse, at Syracuse, N. Y.
- 23 June 15 Ernest Courtney, Providence, at Baltimore, Md.
- 24 June 16 Henry Groh, Oshkosh, at Rockford, Ill.
- 25 June 17 Dennis Sullivan, Toledo, at Kansas City, Mo.
- 26 June 18 C. C. Cravath, Minneapolis, at Minneapolis, Minn.
- 27 June 21 Dan Senno, Ottumwa, at Ottumwa, Ia.
- 28 June 21 William Hinchman, Columbus, at Kansas City, Mo.
- 29 June 21 William Clay, Trenton, at Trenton, N. J.
- 30 June 22 William Freil, Columbus, at Kansas City, Mo.
- 31 June 23 John Titus, Philadelphia, at Philadelphia, Pa.
- 32 June 27 John Massing, Jacksonville, at Columbia, S. C.
- 33 July 1 Harry Armbruster, Syracuse, at Syracuse, N. Y.
- 34 July 3 Chick Hanson, Madison, at Madison, Wis.
- 35 July 4 C. A. Mullins, Winchester, at Richmond, Ky.
- 36 July 4 William Miller, Waterbury, at Waterbury, Conn.
- 37 July 4 Ulric Ruell, Holyoke, at Holyoke, Mass.
- 38 July 9 R. P. Hoffman, Galveston, at Galveston, Texas.
- 39 July 14 Lawrence Milton, Sapulpa, at Guthrie, Okla.
- 40 July 18 Harry Levy, Lynchburg, at Danville, Va.
- 41 July 19 Leo Hafford, Trenton, at Trenton, N. J.
- 42 July 19 Jimmie Williams, Minneapolis, at Minneapolis.
- 43 July 22 Joe Kutina, Fond du Lac, at Fond du Lac, Wis.
- 44 July 23 Fred Bergmann, Gunther, at Gunther, Chicago, Ill.
- 45 July 25 Bert Tooley, Rochester, at Rochester, N. Y.
- 46 July 26 W. J. Kenworthy, Zanesville, at Zanesville, O.
- 47 July 29 Ira Belden, Wichita, at Wichita, Kan.
- 48 July 30 Clyde Curtis, Terre Haute, at Zanesville, O.



HIT THE BULL

49	July	31	Herman Luettker, Guthrie, at Guthrie, Okla.
50	July	31	Joe Killian, Winona, at Winona, Minn.
51	Aug.	11	Homer Smoot, Kansas City, at Kansas City, Mo.
52	Aug.	12	Fred Luderus, Philadelphia, at Philadelphia, Pa.
53	Aug.	13	Joe Safford, La Crosse, at La Crosse, Wis.
54	Aug.	14	John Thiery, Madison, at Rockford, Ill.
55	Aug.	16	Albert Shaw, Toronto, at Providence, R. I.
56	Aug.	16	Cecil Gray, Wheeling, at Wheeling, W. Va.
57	Aug.	21	Robert Lynch, West End, at Logan Square, Chicago.
58	Aug.	24	John Bastian, Reading, at Johnstown, Pa.
59	Aug.	25	Luther Bonnin, Canton, at Youngstown, O.
60	Aug.	25	Russell Bailey, Eau Claire, at Superior, Wis.
61	Aug.	25	Nick Nicholson, Eau Claire, at Superior, Wis.
62	Aug.	26	J. L. Whitaker, Richmond, at Richmond, Ky.
63	Aug.	27	Jack Leary, Rocky Mount, at Wilmington, N. C.
64	Aug.	27	Herb Bredenhagen, Appleton, at Appleton, Wis.
65	Aug.	28	Mike Heckinger, Gunther, at Gunther, Chicago, Ill.
66	Aug.	30	Hal Chase, Superior, at Superior, Wis.
67	Aug.	31	Drummond Brown, Vernon, at Los Angeles, Cal.
68	Sept.	2	Ned Crompton, Johnstown, at Johnstown, Pa.
69	Sept.	4	Russell Bailey, Eau Claire, at Eau Claire, Wis.
70	Sept.	5	Lawrence Hoffman, Rockford, at Rockford, Ill.
71	Sept.	6	Wilbur Goode, Baltimore, at Baltimore, Md.
72	Sept.	7	Mike Breyette, Eau Claire, at Eau Claire, Wis.
73	Sept.	7	Scoops Carey, South Bend, at South Bend, Ind.
74	Sept.	7	George Helmund, Trenton, at Trenton, N. J.
75	Sept.	8	James Tilford, Richmond, at Richmond, Ky.
76	Sept.	9	George Simmons, Rochester, at Rochester, N. Y.
77	Sept.	9	Tip O'Neill, Minneapolis, at Kansas City, Mo.
78	Sept.	10	Chick Autrey, St. Paul, at Kansas City, Mo.
79	Sept.	21	Lew Moren, Philadelphia, at Philadelphia, Pa.
80	Sept.	22	Mike Doolan, Philadelphia, at Philadelphia, Pa.
81	Sept.	23	Jack Wuffli, Saginaw, at Saginaw, Mich.
82	Sept.	24	George Gibson, Pittsburg, at Philadelphia, Pa.
83	Oct.	9	Monte Pfyl, Oakland, at Vernon, Cal.
84	Oct.	13	Arthur Ross, Vernon, at Vernon, Cal.
85	Oct.	23	Walter Carlisle, Vernon, at Los Angeles, Cal.

NOTICE.

**A COPY OF THIS "BULL" DURHAM
BASEBALL GUIDE WILL BE MAILED
TO ANY ADDRESS IN THE UNITED
STATES ON RECEIPT OF 5 CENTS
IN COIN OR POSTAGE STAMPS.
WRITE PLAINLY. ADDRESS**

"BULL" DURHAM

DEPT. C

DRAWER "S"

JERSEY CITY, N. J.

TABLE OF CONTENTS

	Page
American League Averages, Official	17
Annual Meetings	
Fall Meetings.	
American League..... 13	
National League..... 13	
National Association.... 15	
Spring Meetings.	
American League..... 15	
National League..... 16	
Attendance Records, Major Leagues, 1910	87
Diagram of a Ball Field	66
HIT THE "BULL"	123
Minor Leagues—Official Averages:	
American Association	31
Blue Grass League	49
California State League	51
Carolina Association	51
Central Association	50
Central California League	53
Central Kansas League	52
Central League	36
Chicago City League	64
Connecticut Baseball Ass'n. 53	
Connecticut League	37
Cotton States League	55
Eastern Carolina League	54
Eastern Kansas League	55
Eastern League	32
I—I League.....	38
Illinois-Missouri League	56
Indiana-Michigan League.. 63	
Kansas State League	54
K. I. T. League	52
Michigan State League	57
M. I. N. K. League	58
Minnesota-Wisconsin League 57	
Nebraska State League	59
New England League	39
New York State League.... 40	
Northeast Arkansas League 60	
Northwestern League	41
Ohio & Pennsylvania League 43	
Ohio State League	60
Pacific Coast League	33
San Joaquin Valley League 49	
South Atlantic League	44
Southeastern League	59
Southern Association	34
Southern Illinois League .. 61	
Southern Michigan League 58	
Southwest Texas League .. 56	
Texas State League	45
Tri-State League	42
Virginia League	46
Virginia Valley League	61
Washington State League .. 62	
West Virginia League..... 61	
Western Association	47
Western Canada League	48
Western League	35
Wisconsin-Illinois League .. 62	
National League Averages, Official	25
Pennant Winners, 1910	65
Playing Rules, Official, 1911	67
Preface	3
Records of the National Game	88
Schedules, Official, for 1911	
American Association	99
AMERICAN LEAGUE	97
Blue Grass League	113
Carolina Association	114
Central League	104
Connecticut League	105
Cotton States League..... 115	
Eastern League	100
Kansas State League	120
Minn.-Wis. League..... 116	
NATIONAL LEAGUE..... 98	
New England League	106
New York State League.... 107	
Northwestern League	103
Ohio State League	117
Pacific Coast League	102
Southern Association	101
South Atlantic League	110
Southern Michigan League 118	
Tri-State League	109
Union Association	121
Virginia League	111
Western Association..... 112	
Western League	103
Wisconsin-Illinois League .. 119	
Triple Plays, 1910	87
University of Chicago, Japanese Baseball Tour	93
World's Championship, Series, 1910	5




The Standard Smoking
Tobacco of the World

Generations

One copy del. to Cat. Div.

APR 17 1911

LIBRARY OF CONGRESS



0 028 070 648 6

GENUINE
"BULL"
DURHAM



THE STANDARD

SMOKING TOBACCO

OF THE WORLD
FOR THREE GENERATIONS