OFFICIAL GAZETTE

GOVERNMENT PRINTING AGENCY ENGLISH EDITION 昭和二十一年十一月五十日 第三種郵便物認可

No. 1530 FRIDAY, MAY 4, 1951 Price 28.00 *yen*

CABINET ORDERS

I hereby promulgate the Cabinet Order for Partial Amendments to the Enforcement Order for the Commodity Exchange Law.

Signed: HIROHITO, Seal of the Emperor

This fourth day of the fifth month of the twenty-sixth year of Showa (May 4, 1951)

Prime Minister
YOSHIDA Shigeru

Cabinet Order No. 132

Cabinet Order for Partial Amendments to the Enforcement Order for the Commodity Exchange Law

In accordance with the provisions of Article 2 paragraph 2 item (10), Article 23 paragraph 1, proviso to Article 25 paragraph 1 and proviso to Article 42 paragraph 1 of the Commodity Exchange Law (Law No. 239 of 1950), the Cabinet establishes this Cabinet Order.

The Enforcement Order for the Commodity Exchange Law (Cabinet Order No. 280 of 1950) shall be partially amended as follows:

In Article 1-(2) paragraph 1, "Starch" shall be amended as

"Starch
Rayon fabric
Staple rayon fabric".

In Article 3, "Starch ¥500,000.00" shall be amended as

"Starch	¥ 500,000.00
Rayon fabric	¥ 850,000.00
Staple rayon fabric	¥ 850,000.00".

In Article 5, "Starch ¥750,000.00" shall be amended as

"Starch	¥ 750,000.00
Rayon fabric	¥1,300,000.00
Staple rayon fabric	¥1,300,000.00".

In the Attached Table:

"Starch	Potatoes	Millet-Jelly, Glucose and Processed Starch"

shall be amended as

"Starch	Potatoes	Millet-Jelly, Glucose and Processed Starch
Rayon fabric	Rayon yarn	
Staple rayon fabric	Staple rayon yarn	".

Supplementary Provision:

This Cabinet Order shall come into force as from the day of its promulgation.

Minister of Agriculture and Forestry
HIROKAWA Kozen

Minister of International Trade and Industry
YOKOO Shigemi

Prime Minister
YOSHIDA Shigeru

I hereby promulgate the Order for Operation of International Air Transportation by Foreign Nationals.

Signed: HIROHITO, Seal of the Emperor

This fourth day of the fifth month of the twenty-sixth year of Showa (May 4, 1951)

Prime Minister
YOSHIDA Shigeru

Cabinet Order No. 133

Order for Operation of International Air Transportation by Foreign Nationals

In accordance with the Ordinance concerning the Orders to be Issued in Consequence of the Acceptance of the Potsdam Declaration (Imperial Ordinance No. 542 of 1945), the Cabinet establishes this Cabinet Order.

(Purpose)

Article 1. The purpose of this Cabinet Order is to regulate international air transportation operated by foreign nationals in order to promote the rehabilitation of Japan's national economy on a self-supporting basis.

(Definition)

Article 2. A "foreign national" as used in this Cabinet Order shall mean any foreign national who falls under any one of Article 2 paragraph 1, items 1, 2, 3 (main clause), 4 and 5 of the Cabinet Order concerning the Acquisition of Properties and/or Rights by Foreign Nationals (Cabinet Order No. 51 of 1949).

2 "International air transportation" as used in this Cabinet Order, shall mean the transportation of passengers, freights and mail by aircraft to, from or through Japan (Honshu, Hokkaido, Shikoku, Kyushu and such attached islands as may be designated by a Ministry of Transportation Ordinance) and direct or indirect agents of such business.

(License for Business)

Article 3. Any foreign national who intends to operate international air transportation shall obtain a license of the Minister of Transportation.

2 License obtained under the preceding paragraph shall not in any way exclude any other authorization, permission or other disposition which may be required under other laws and orders in regard to the acquisition of materials, facilities or services or other transactions or actions which are necessary for the conduct of the business.

(Conditions and Term of License)

Article 4. When deemed necessary to regulate business activities by foreign nationals, the Minister of Transportation may attach conditions or a term when licensing under paragraph 1 of the preceding Article.

2 In case the foreign national who operates international air transportation upon license under paragraph 1 of the preceding Article (hereinafter referred to as "enterpriser") has violated the provisions of this Cabinet Order or the conditions attached under the provisions of the preceding paragraph, the Minister of Transprotation may, when he deems it necessary, suspend the business for a fixed period of time or rescind the said license.

(Report on Commencement of Business, etc.)

Article 5. When the enterpriser has commenced or closed the business, he shall report to the Minister of Transportation to that effect within 15 days thereafter.

(Report and Inspection)

Article 6. The Minister of Transportation may, where necessary to secure the enforcement of this Cabinet Order, request the enterpriser to make a report on the business.

2 The Minister of Transportation may, in the cases as specified hereunder, have a competent official enter the offices, business premises and other working places of foreign nationals to inspect the account-books, documents and other things:

(1) Where it is deemed necessary to make an investigation as to an application for license under Article 3 paragraph 1;

(2) Where it is deemed necessary to make an investigation to ascertain whether the business is being carried out in accordance with the conditions attached under the provisions of Article 4 paragraph 1.

3 In case a competent official enters premises for inspection, he shall carry with him an identification card which shall be produced upon request.

4 The right of inspection provided for in paragraph 2 shall not be construed as recognition of search for criminal offences.

(Penal Provisions)

Article 7. Any foreign national who has operated international air transportation without a license under the provisions of Article 3 paragraph 1 shall be liable to a fine not exceeding 500,000 *yen*.

Article 8. Any person who violates the order to suspend the business under the provisions of Article 4 paragraph 2 shall be liable to a fine not exceeding 300,000 *yen*.

Article 9. Any person who falls under either of the following items shall be liable to a fine not exceeding 30,000 *yen*:

(1) Any person who fails to make a report or makes a false report under the provisions of Article 5;

(2) Any person who fails to make a report or makes a false report under the provisions of Article 6 paragraph 1, or refuses, obstructs or evades the inspection under the provisions of paragraph 2 of the same Article.

Article 10. When the representative of a juridical person or an agent, an employee or any other person who is engaged by a juridical person or by an individual, has contravened the provisions of the preceding three Articles with regard to the business of the juridical person or individual, not only the offender himself but also the juridical person or individual shall be liable to the punishments stipulated in the said three Articles. However, the same shall not apply when it is proved that due care and supervision has been exercised over the said business in order to prevent the aforesaid contraventions committed by an agent, employee or any other worker of the juridical person or individual.

Supplementary Provisions:

1 This Cabinet Order shall come into force as from the day of its promulgation.

2 The Cabinet Order concerning Business Activities of Foreign Nationals (Cabinet Order No. 3 of 1950; hereinafter referred to as the "former Order") shall be abolished.

3 The provisions of the former Order, however, shall be still effective even after the enforcement of this Cabinet Order in application of the penal provisions to the act done before the enforcement of this Cabinet Order.

4 The license for international air transportation granted by the Foreign Investment Commission under the provisions of Article 3 paragraph 2 of the former Order shall be regarded as granted by the Minister of Transportation under the provisions of Article 3 of this Cabinet Order.

5 The Foreign Investment Commission Establishment Law (Law No. 164 of 1950) shall be partially amended as follows:

Article 4 item 9 shall be amended as follows:

(9) Deleted.

6 The Ministry of Transportation Establishment Law (Law No. 157 of 1949) shall be partially amended as follows:

In Article 4 paragraph 1 item 52-2, "internal air transportation" shall be amended as "air transportation".

Prime Minister
YOSHIDA Shigeru
Attorney-General
OHASHI Takeo
Minister for Foreign Affairs
YOSHIDA Shigeru
Minister of Finance
IKEDA Hayato
Minister of Education
AMANO Teiyu
Minister of Welfare,
pro tempore
Minister of State
HORI Shigeru
Minister of Agriculture and Forestry
HIROKAWA Kozen
Minister of International Trade and Industry
YOKOO Shigemi
Minister of Transportation
YAMAZAKI Takeshi
Minister of Postal Services
TAMURA Bunkichi
Minister of Telecommunications
TAMURA Bunkichi
Minister of Labor
HORI Shigeru
Minister of Construction
MASUDA Kaneshichi
President of Economic Stabilization Board
YOSHIDA Shigeru

OFFICE ORDINANCES

Prime Minister's Office Ordinance No. 16

May 4, 1951

In accordance with the provision of Appendix No. 3 of the Enforcement Order for the National Police Reserve Order (Cabinet Oorder No. 271 of 1950), the Prime Minister's Office Ordinance for Partial Amendment to the Prime Minister's Office Ordinance concerning the Pay and Others of the Personnel of the National Police Reserve shall be established as follows:

Prime Minister
YOSHIDA Shigeru

Prime Minister's Office Ordinance for Partial Amendment to the Prime Minister's Office Ordinance concerning the Pay and Others of the Personnel of the National Police Reserve

The Prime Minister's Office Ordinance concerning the Pay and Others of the Personnel of the National Police Reserve (Prime Minister's Office Ordinance No. 48 of 1950) shall be partially amended as follows:

In Article 11, "paragraph 2 of Supplementary Provisions of the Enforcement Order" shall be amended as "Appendix No. 3 of the Enforcement Order".

Supplementary Provision:

This Office Ordinance shall come into force as from the day of its promulgation and apply as from January 1, 1951.

Attorney-General's Office Ordinance No. 76

May 4, 1951

The Regulations for the Establishment of Branch Bureaus and Branch Offices of Legal Affairs Bureaus or District Legal Affairs Bureaus (Attorney-General's Office Ordinance No. 12 of 1949) shall be partially amended as follows:

Attorney-General
OHASHI Takeo

In the Annexed Table, "Iwama-mura" in the Item of the Iwama Branch Office in the Sub-section of the Kajikazawa Branch Bureau under the Section of the Kofu District Legal Affairs Bureau shall be amended as "Musato-mura", and "Ochii-mura, Kusuho-mura, Miyabara-mura, Tsuzurazawa-mura, Kamogari-tsumuki-mura" in the said Item shall be deleted.

Supplementary Provision:

This Office Ordinance shall come into force as from the day of its promulgation.

OFFICE AND MINISTERIAL ORDINANCES

Prime Minister's Office, Attorney-General's Office and Ministries of Finance, Education, Welfare, Agriculture & Forestry, International Trade & Industry, Transportation, Postal Services, Telecommunications, Labor and Construction Ordinance No. 1

May 4, 1951

Ordinance for Partial Amendments to Petroleum Products Distribution Regulations, etc. shall be established as follows:

Prime Minister
YOSHIDA Shigeru
Attorney-General
OHASHI Takeo
Minister of Finance
IKEDA Hayato
Minister of Education
AMANO Teiyu
Minister of Welfare, pro tempore
Minister of State
HORI Shigeru
Minister of Agriculture and Forestry
HIROKAWA Kozen
Minister of International Trade and Industry
YOKOO Shigemi
Minister of Transportation
YAMAZAKI Takeshi
Minister of Postal Services
TAMURA Bunkichi
Minister of Telecommunications
TAMURA Bunkichi
Minister of Labor
HORI Shigeru
Minister of Construction
MASUDA Kaneshichi

Article 1. The Petroleum Products Distribution Regulations (Prime Minister's Office, Ministry of Finance, Attorney-General's Office and Ministries of Education, Welfare, Agriculture & Forestry, Commerce & Industry, Transportation, Communications, Labor and Construction Ordinance No. 1 of 1949) shall be partially amended as follows:

Article 2 shall be amended as follows:

(Registration of distributors)

Article 2. Distributors shall be classified into a distributor for fuel oil, a distributor for combining and blending oil, a distributor for recovered products from waste oil and a distributor for lube oil.

2 Any person who intends to assume the responsibility for a distributor for fuel oil, a distributor for combining and blending oil or a distributor for recovered products from waste oil shall apply for registration to the Minister of International Trade and Industry, giving the evidence that he has one of the following qualifications:

(1) That he operates a petroleum terminal and has a distributing ability;

(2) That he is a producer and has a distributing ability;

(3) That he has made arrangements to be directly supplied with petroleum products from any person who has one of the qualifications mentioned in the preceding items and has a distributing ability.

3 The Minister of International Trade and Industry shall, upon screening on the basis of his facilities and distributing abilities, etc. of an applicant under the provision of the preceding paragraph, register the applicant as a distributor in case the applicant is deemed to have any of the qualifications under each item of the preceding paragraph.

4 Any person who intends to assume the responsibility of a distributor for lube oil shall apply for registration to the Minister of International Trade and Industry, giving the evidence that he has the qualifications mentioned in the following items:

(1) That he is a producer, or that he has made arrangement to be supplied with considerable amount of lube oils at all time from a foreign company;

(2) That he has storage facilities and a distributing ability for lube oil.

5 The Minister of International Trade and Industry shall screening on the basis of the arrangement with upon a foreign company and, storage facilities and distributing organization, etc. of an applicant under the provision of the preceding paragraph, register the applicant as a distributor in case the applicant is deemed to have the qualifications under the items of the preceding paragraph.

6 The Minister of International Trade and Industry may turn down the application for registration pursuant to the provisions of paragraph 2 or 4 irrespective of the provisions of paragraph 3 or paragraph 5, in cases where the applicant is deemed inappropriate as a distributor for the reason that he has been convicted of a violation of the provisions of the Temporary Materials Demand and Supply Adjustment Law, or orders issued thereunder, or other laws and orders regarding economic control.

7 The registrations under paragraphs 3 and 5 shall be made specifying of the following matters:

(1) Registration number;
(2) Name or firm name and address;
(3) Location of head office or main office;
(4) Complete description of the facilities;
(5) Name of products to be handled;
(6) Other necessary matters.

The following one Article shall be added next to Article 12:

(Limitation on Transfer or Receipt of Petroleum Products for a Distributor)

Article 12-(2). A distributor shall not transfer or receive petroleum products other than those mentioned in Article 2 paragraph 7 item (5).

In the attached list No. 1, category 1 shall be amended as follows:

1. Petroleum Products mentioned in Article 1 paragraph 1 shall mean the following ones:
   a. Gasolines
   b. Kerosenes
   c. Gas oils
   d. Diesel oils and fuel oils
   e. Lube oils
   f. Combining and blending oils (excluding neck greases)
   g. Paraffins

Article 2. Petroleum Product Allocations Regulations for Specific Consumers (Ministry of International Trade and Industry Ordinance No. 60 of 1950) shall be partially amended as follows:

In Article 5 paragraphs 2 and 3, "Petroleum Pitch" shall be deleted.

Supplementary Provisions:

1 This Ordinance shall come into force as from the day of its promulgation.

2 Those who have been registered as distributors for ordinary petroleum products (excluding combining and blending oil) in accordance with the provision of Article 2 paragraph 2 prior to the amendment shall be deemed to be those who have been registered as distributors for fuel oil irrespective of the provisions of Article 2 paragraph 3 and, further, by September 30, 1951, as distributors for lube oil irrespective of the provision of paragraph 5 of the same Article.

MINISTERIAL ORDINANCES

Ministry of Agriculture and Forestry Ordinance No. 28

May 4, 1951

As based upon the provisons of Articles 15 and 17 of the Raw Silk Industry Law (Law No. 57 of 1945) and Article 3 paragraph 1 of the Imperial Ordinance for the Enforcement of the said Law (Imperial Ordinance No. 721 of 1945), the Cocoon Testing Regulation shall be established as follows:

Minister of Agriculture and Forestry
HIROKAWA Kozen

Cocoon Testing Regulation

(Purport)

Article 1. The testing of cocoons to be performed by a prefecture (To, Do, Fu or Ken) as provided in Article 15 of the Raw Silk Industry Law and in Article 3 paragraph 1 of the Imperial Ordinance for the Enforcement of the Raw Silk Industry Law and the exception of

application of the provisions of Article 15 of the said Law shall be determined by the provisions of this Ministerial Ordinance.

(Testing of Cocoon)

Article 2. The testing of cocoons (hereinafter referred to as "cocoon testing") shall be performed for each transaction for sale and purchase of cocoons (excepting the dry cocoons that are valid with respect to the cocoon testing in accordance with the provisions of Article 21).

(Cocoon Testing Agency)

Article 3. The cocoon testing shall be performed by the prefecture which governs the place of the production of the cocoons. However, with respect to the dry cocoons that have lost effect with respect to the cocoon testing in accordance with the provisions of Article 21, the testing shall be performed by the prefecture governing the place of the location of the cocoons.

Article 4. A prefecture must perform the cocoon testing at a cocoon testing station which it has established.

2 A prefecture may, in case of special reasons, consign any phase of the cocoon testing to a cocoon testing station established by any other prefecture.

(Application for Cocoon Testing)

Article 5. The cocoon testing shall, in case where the other party of the transaction is definite, be performed upon a joint applications of the person who intends to sell them (in the case of consignment for sale, the person to whom they are consigned) and the person who intends to purchase them (hereinafter referred to as "joint application"). However, with respect to dry cocoons, the testing shall, in case where the other party of the transaction is not definite, be performed upon an application of the person who intends to sell the dry cocoons (hereinafter referred to as "single application").

Article 6. The application for the cocoon testing must be made by presenting, in the case of a joint application, an Application for Cocoon Testing in the Form No. 1 or, in the case of a single application, an Application for Cocoon Testing in the Form No. 2 to a cocoon testing station together with the sample cocoons for testing respectively.

2 The application for testing of the dry cocoons that have lost effect with respect to cocoon testing in accordance with the provisions of Article 21 must be made by presenting, in the case of a joint application, an Application for Cocoon Testing in the Form No. 3 or, in the case of a single application, an Application for Cocoon Testing in the Form No. 4 to a cocoon testing station together with the sample cocoons for testing and the Certificate of Cocoon Testing that has lost effect respectively.

(Extraction and Sealing of Sample Cocoons for Testing)

Article 7. The sample cocoons for testing must be extracted by the joint applicants from various parts of a lot at the time of its weighing which is made for the purpose of fixing its price, packed in a cloth-bag which the Mark B in the Form No. 5 shall be put in, and sealed, and the Mark A in the Form No. 5 shall be tied thereto.

2 The officials in a cocoon testing station (including such persons as designated by the governor of a prefecture, if any) may present themselves at the weighing, extracting, packing, etc. relating to the sample cocoons for testing as mentioned in the preceding paragraph and direct the procedure or extract the sample cocoons for testing in place of an applicant or applicants.

3 The sample cocoons for testing in the case of a single application must, under the direction of an official in a cocoon testing station, be extracted by the applicant from various parts of the lot at the time of its weighing, packed in a cloth-bag in which the Mark B in the Form No. 5 shall be put and sealed by the official and the Mark A in the Form No. 5 shall be tied thereto. The same shall apply to the sample cocoons for testing in case where an applicant has requested the presence and sealing by an official of a cocoon testing station in connection with a joint application for testing of dry cocoons.

(Lot from which Sample Cocoons for Testing have been Extracted)

Article 8. An official in a cocoon testing station must pack the lot from which sample cocoons for testing have been extracted as mentioned in the previous Article paragraph 3 into a cloth-bag and seal each bag after tying an identification test ticket in the Form No. 6 to it (in case where they are contained in an equipment that assures no change in its contents, the equipment shall be sealed), and in sealing he must affix a certificate seal in the Form No. 7.

(Quantity of Sample Cocoons for Testing to be Presented)

Article 9. In extracting the sample cocoons for testing, the quantity equivalent to three times as much as the quantity as provided in the following Article in proportion to the quantity of a lot must be preliminarily extracted, in the case of fresh cocoon testing, from each sub-lot constituting a lot or, in the case of dry cocoon testing, from each bag or part constituting the lot (hereafter referred to as "cocoons preliminarily extracted") and after mixing them well the quantity pursuant to the said Article must be extracted.

Article 10. Sample cocoons for testing must be presented according to the following classification:

1. Fresh Cocoon Testing

	Weight of a lot	Sample cocoons for testing
a.	2,250 kg. (600 *kan*) or less	4.5 kg. (1,200 *momme*)
b.	4,500 kg. (1,200 *kan*) or less	6.0 kg. (1,600 *momme*)
c.	9,000 kg. (2,400 *kan*) or less	7.5 kg. (2,000 *momme*)

2. Dry Cocoon Testing

	Weight of a lot	Sample cocoons for testing
a.	825 kg. (220 *kan*) or less	1.8 kg. (480 *momme*)
b.	1,650 kg. (440 *kan*) or less	2.4 kg. (640 *momme*)
c.	3,300 kg. (880 *kan*) or less	3.0 kg. (800 *momme*)

2 The weight of a lot as mentioned in the preceding paragraph must not exceed 9,000 kg. (2,400 *kan*) in the case of fresh cocoons or 3,300 kg. (88 *kan*) in the case of dry cocoons.

3 In the case of the fresh cocoon testing, if the cocoons are produced in the place designated by the prefectural governor, or the approval of the chief of a cocoon testing station is obtained for the difficulty of their transportation in the fresh state or other reasons, the sample cocoons for testing may be submitted after drying them.

4 In the case of the preceding paragraph, the methods of drying cocoons and other matters shall be instructed by the chief of the cocoon testing station.

Article 11. When the delivery of a lot pursuant to the preceding Article paragraph 1 item (1) extends two days or more, the cocoons preliminarily extracted must be weighed and divided for each delivery day and calculating the ratio of decrease in their weight after weighing them again on the last day, the quantity of the sample cocoons for testing must be corrected thereby.

2 In the case of the preceding paragraph, the quantity delivered each day and the ratio of decrease in weight must be entered in the column Remarks of the Form No. 5 (A) and (B).

(Representation of Sample Cocoons for Testing)

Article 12. The chief of a cocoon testing station must, in the following cases, notify the applicant thereon and cause him to present new sample cocoons for testing without delay:

1. In case he deems the extracting of sample cocoons for testing to be unjust;
2. In case he deems the quantity and others of the sample cocoons for testing to be defective;
3. In case the cocoon testing cannot be performed due to decrease or damage of sample cocoons for testing.

2 The applicant must, in case he cannot present new sample cocoons ordered pursuant to the preceding paragraph, make a report to the chief of the cocoon testing station thereon, clarifying the reasons without delay.

3 An applicant may apply for cocoon testing pursuant to the provisions of Article 15 paragraph 1 simultaneously with the report as mentioned in the preceding paragraph excepting the cases mentioned in paragraph 1 item (1).

(Items of Cocoon Testing)

Article 13. The cocoon testing shall be performed by the testing equipment as provided for in the Annexed Table No. 2 on all of the following items:

1. Percentage of the unreelable cocoons
2. Evenness of cocoon grains
3. Length of a reelable cocoon filament
4. Reelable percentage
5. Size of a cocoon filament
6. Weight of the raw silk reeled
7. Percentage of raw silk
8. Neatness

Article 14. The test for items (1) and (2) of the preceding Article shall be visual inspections, and shall be performed in accordance with the following provisions. However, in case the sample cocoons for testing are fresh cocoons, the test is made after drying them:

1. Percentage of the unreelable cocoons

Of the sample cocoons for testing, dupions and cocoons other than reelable cocoons shall be assorted in comparison with the cocoon assorting

standard. The proportion in weight of these assorted cocoons to the total sample cocoons shall be counted, and the result shall be shown in percentage.

2. Evenness of cocoon grains

Sample cocoons for testing exclusive of unreelable cocoons shall be inspected on the shape, thickness of the silk case, color, and evenness of wrinkles of cocoons. The result shall be shown Good, Fair or Slightly Inferior.

2 In the test of items (3) to (8) inclusive, four-tenths of the sample cocoons for testing shall be cocoons for the reeling test, which after being boiled, shall be tested, according to the following items, by means of four ends reeling with seven grains each at a reeling velocity of 220 meters per minute. However, in case where the reeling is deemed unsatisfactory, the reeling test my be performed by reducing the number of ends:

1. Length of a reelable cocoons filament

The result shall be recorded in a figure counted by multiplying the length of raw silk (meter) reeled from 400 grains taken out from the cocoons for the reeling test by six and dividing it by number of times of adding the ends of cocoon filaments in reeling.

2. Reelable percentage

The result shall be recorded in percentage by calculating a reciprocal of the average times of adding the ends of cocoon filaments per grain in reeling 400 grains of cocoons.

3. Size of a cocoon filament

The result shall be recorded by dividing conditioned weight of raw silk (gram) reeled from 400 grains taken out from the cocoons for the reeling test by the length of it (meter) and multiplying it by 9,000–7ths.

4. Weight of the raw silk reeled

The result shall be recorded by dividing the conditioned weight of raw silk (centigram) reeled from 600 grains taken out from the reeling test by the number of times of adding the ends of cocoon filaments in reeling.

5. Percentage of raw silk

The result shall be recorded in percentage by dividing the conditioned weight of raw silk (kilogram) reeled from the total cocoons for the reeling test by four-tenths of the weight of the total sample cocoons for the test (kilogram) shown in Article 10.

6. Neatness

Twenty panels shall be taken out from the raw silk reeled, which shall be given marks in comparison with the standard photograph for neatness defects. The result of this test shall be shown by the average marks.

Article 15. In the case of filing an application pursuant to Article 12 paragraph 3, the chief of a cocoon testing station shall inspect the degree of imperfection, loss or damage of the sample cocoons for testing, and when he deems it to be slight, he shall extract such cocoons as deemed adequate and perform cocoon testing in accordance with the provisions of the preceding Article.

2 In the case of the preceding parapraph, the fact of imperfection, loss or damage of the sample cocoons for testing shall be entered in the Certificate of the Cocoon Testing as provided in Article 18.

(Testing of Abnormal Lot of Cocoons)

Article 16. In the testing of an abnormal lot of cocoons which is less than 112.5 kg. (30 *kan*) in the case of fresh cocoons, or 37.5 kgs. (10 *kan*) in the case of dry cocoons per lot in weight, the sample cocoons for testing of 2.250 kg. (600 *momme*) in the case of fresh cocoons and, of 0.75 kg. (200 *momme*) in the case of dry cocoon shall be presented and be tested according to the provisions of Article 14, regardless of the provisions of Article 10.

(Classification of Grades)

Article 17. The cocoons of a lot tested shall be classified by silk quality grade on the bases of length of a reelable cocoon filament, reelable percentage, size of a cocoon filament, evenness of cocoon grains and neatness and by reelability grade on the basis of weight of the raw silk reeled in accordance with the Annexed Table No. 1.

2 The classification of silk quality grade and reelability grade as mentioned in the preceding paragraph shall be in such order as Extra, First, Second, Third, Fourth, Fifth and Sixth.

(Delivery of Certificate of Cocoon Testing)

Article 18. A cocoon testing station must, after the cocoon testing has been completed, deliver a certificate of cocoon testing in the Form No. 8 to the applicants for the cocoon testing.

(Delivery of Transcript of Certificate of Cocoon Testing)

Article 19. As applicant for the testing and person who has interest in the cocoons tested may claim the delivery of a transcript of the Certificate of Cocoon Testing.

(Returning of Raw Silk Reeled and Remaining Cocoons)

Article 20. A cocoon testing station shall return the raw silk reeled from the sample cocoons for the testing for the purpose of the test (exclusive of raw silk for the test of neatness and size) and the remaining cocoons (exclusive of unreelable cocoons and cocoons used for the inspection of the silk case) to applicants with exception of calamity and other unavoidable reasons.

2 Expenses required for the returning of raw silk and cocoons as provided in the preceding paragraph, shall be borne by persons who receive them.

(Varidity of Cocoon Testing)

Article 21. With respect to the dry cocoons whose lot has been sealed by an official in a cocoon testing station pursuant to the provisions of Article 8 and undergone a cocoon testing, the cocoon testing shall hold good for three months from the date of issuance of a Certificate of Cocoon Testing. However, the same shall not apply any of the following cases:

1. Where the seal is destroyed;
2. Where the lot has lost the identity of the lot that has undergone the cocoon testing due to dividing a part of the lot or mixing up of the cocoons belonging to another lot;
3. Where the quality of cocoons have been damaged due to calamity.

Article 22. The chief of a cocoon testing station may, in case where a cocoon testing has been applied for on the cocoons that have lost effect with respect to cocoon testing in accordance with the provisions of the proviso to the preceding Article, omit the whole or a part of testing operation if he deems that there is no change in the quality of the cocoons by visual inspection or silk reeling test on a part of the cocoons.

Article 23. When an owner of the dry cocoons that are good with respect to cocoon testing in accordance with tne provisions of Article 21 desires to take a look at the contents of the lot to execute transaction for sale and purchase, he must file an Application for Presence at Unsealing in the Form No. 9 together with a Certificate of Cocoon Testing or a Transcript of Certificate of Cocoon Testing with a cocoon testing station established in the prefecture where the cocoons involved are located.

2 Upon an application as mentioned in the preceding paragraph, the chief of a cocoon testing station must, in case where he deems it just, cause officials to unseal the lot concerned and to attend at the inspection of its contents.

3 After the inspection as mentioned in the preceding paragraph has been completed, officials in a cocoon testing station must seal the opened lot tying an identification test ticket in the Form No. 6 thereto and affix a certificate seal in the Form No. 7 without delay.

(Exception of Application)

Article 24. Transactions for sale and purchase of the cocoons that fall into any of the following items may be executed without restraint of the quality to be determined by a cocoon testing as provided for from Article 2 to the preceding Article inclusive:

1. Transaction for sale and purchase of dupions and cocoons other than reelable ones or seed cocoons;
2. Transaction for sale and purchase of dry cocoons without actual receipt or delivery on a Commodity Exchange established pursuant to the provisions of the Commodity Exchange Law (Law No. 239 of 1950);
3. Transaction for sale and purchase of cocoons in case where a cocoon testing cannot be performed due to calamity or other similar causes;
4. Transaction for sale and purchase of cocoons executed with approval from the Minister of Agriculture and Forestry for some special seasons.

Supplementary Provisions:

1 This Ministerial Ordinance shall come into force from the date of its promulgation.

2 The Cocoon Testing Regulation (Ministry of Agriculture and Forestry Ordinance No. 47 of 1947; hereinafter referred to as "former Regulation") shall be abolished.

3 The disposition, procedure and other actions made pursuant to the provisions of the former Regulation prior to the enforcement of this Ministerial Ordinance shall be deemed as such disposition, procedure and other actions done in accordance with the provisions of this Ministerial Ordinance.

4 The transaction for sale and purchase to be made in Hokkaido relating to the cocoons produced there may be executed, for the time being, withont restraint of the quality to be determined by a cocoon testing pursuant to the provisions of this Ministerial Ordinance.

Annexed Table No. 1

The cocoons of a lot which have been tested shall be graded with respect to silk quality and reelability according to the following methods:

1. Grade of silk quality

a. The result of the test for length of a reelable cocoon filament shall be recorded in marks according to the following tabulation:

Length of a reelable cocoon filament (meter)	Marks
1,000 or more	89.5
900 or more	89.0
830 or more	88.0
770 or more	87.0
720 or more	86.5
675 or more	86.0
635 or more	85.5
600 or more	85.0
570 or more	84.5
545 or more	83.5
520 or more	83.0
500 or more	82.5
480 or more	82.0
460 or more	81.0
420 or more	80.0
400 or more	79.0
370 or more	78.0
350 or more	77.0
330 or more	76.0
less than 330	75.0

b. The result of the test for percentage of a reelable cocoon filament shall be recorded in marks according to the following tabulation:

Length of a reelable cocoon filament (meter)	Percentage	Marks
770 or more	95 or more	(+)0.5
"	less than 80	(−)0.5
675 or more	90 or more	(+)0.5
"	less than 75	(−)0.5
570 or more	85 or more	(+)0.5
"	less than 70	(−)0.5
520 or more	80 or more	(+)0.5
"	less than 65	(−)0.5
480 or more	75 or more	(+)0.5
"	less than 60	(−)0.5
430 or more	70 or more	(+)0.5
"	less than 55	(−)0.5
370 or more	65 or more	(+)0.5
"	less than 50	(−)0.5
330 or more	55 or more	(+)0.5
"	less than 45	(−)0.5
less than 330	50 or more	(+)0.5
"	less than 40	(−)0.5

Remark: If percentage of reelable cocoon filament does not appear in the above tabulation, the result shall be recorded as zero.

c. The result of the test for the size of a cocoon filament shall be recorded in marks according to the following tabulation:

Size (denier)	Marks
2.30 or less	(+)2.0
2.31 to 2.40 incl.	(+)1.5
2.41 to 2.45 "	(+)1.0
2.56 to 2.65 "	(+)1.0
2.71 to 2.80 "	(+)1.0
2.91 to 3.00 "	(+)1.0
2.46 to 2.55 "	(+)0.5
2.66 to 2.70 "	(+)0.5
2.81 to 2.90 "	(+)0.5
3.01 to 3.05 "	(+)0.5
3.06 to 3.10 "	0
3.46 to 3.50 "	0
3.11 to 3.15 "	(−)0.5
3.36 to 3.45 "	(−)0.5
3.51 to 3.55 "	(−)0.5
3.16 to 3.20 "	(−)1.0
3.26 to 3.35 "	(−)1.0
3.56 to 3.60 "	(−)1.0
3.21 to 3.25 "	(−)1.5
3.61 to 3.65 "	(−)1.5
3.66 and more	(−)2.0

d. The result of the test for the evenness of cocoon grains shall be recorded in marks according to the following tabulations:

Evenness of cocoon grains	Marks
Good	(+)1.0
Fair	0
Slightly inferior	(−)1.0

e. The marks given according to (a) (original marks) plus or minus marks given according to (b), (c) and (d) shall be the percentage in evenness quality of the lot.

f. The lower one of the grades of percentage in evenness quality and neatness which are found in the following tabulation shall be the grade of silk quality of the lot:

Grade	Percentage in evenness quality	Neatness
Extra	90 or more	90 or more
1st	87 or more	88 or more
2nd	85 or more	87 or more
3rd	83 or more	85 or more
4th	81 or more	83 or more
5th	78 or more	81 or more
6th	less than 78	less than 81

2. Reelability

The grade under which the weight of the reeled raw silk falls in the following tabulation shall be reelability of the lot:

Grade	Weight of the reeled raw silk (centigram)
Extra	32 or more
1st	27.5 or more
2nd	23.5 or more
3rd	20 or more
4th	17 or more
5th	15 or more
6th	less than 15

Annexed Table No. 2

Equipment for Cocoon Testing of Prefecture (To, Do, Fu or Ken)

Kind	Accessories	Remarks
Ordinary reeling basin	Reel and other accessories	6 ends "Kennel" system reeling with cocoon boiling separated, automatic silk ends finder attached.
Cocoon boiling basin	Small tub, Watering-pot, Push-lid, Cocoon-taker, Cocoon-distributer	
Soaking tub (basin)	Cocoon container	
Raw silk rereeling machine	Larger reel	
Re-reeling machine with automatic fixed measure stop motion attached	Larger reel	
Cocoon drying machine		Full drying capacity in 24 hrs. is to cover the peak amount of sample cocoons expected for testing.
Raw silk arranging and finishing machine		Booking box, skeiner, hooked needle.
Winding machine	Bobbin, swift	
Seriplane	Motor, stand, black board	
Lighting set for raw silk testing		Both horizontal and vertical sets.
Seriplane standard photographs for the dupion silk testing		Evenness, cleanness, and neatness standard photographs. Evenness variation standard photographs.
Appliance for visual inspection		
Raw silk drying oven for conditioned weight testing		Electric heating system with spare space attached
Measure meter		
Denier balance		
Balance		Platform-balance (Capacity 10 kg. with minimum scale at 1 g.)
		One quarter balance (Capacity 5 kg. with minimum scale at 0.5 g.)
		Raw silk weighing balance (Capacity 2 kg. with minimum scale at 0.05 g.)
Denier original standard		
Thermo-humidity meter		
Water-thermometer		Each for reeling basin and cocoon boiling basin.
Revolution meter		
Stop-watch		
Counter		
Magnifier		
Cocoon selector		
No. of cocoons detector		
Boiler		
Chimney		
Motor	One set	
Water-feeder	One set	
Steam piping	One set	
Power transmitter	One set	

From No. 1

Application for the Test of Cocoons

No. (Mark) of the lot		Drying percentage of cocoons	%
By rearing season and by color		Outstanding silk worm races	
Date of cocoon mounting		Name of city, town, or village where the cocoons were produced	
Cocoon weight of a lot	Fresh (Dry)		*kan* (kg.)
Sample cocoons for the test: Place of taking out			
Sample cocoons for the test: Time of taking out	From To	Amout of cocoons taken out	*kan* (kg.)
Sample cocoons for the test: Persons who took out the sample cocoons for the test	Seller		(Seal)
	Buyer		(Seal)
Statement by Cocoon Testing Station	No. of Cocoon Testing		
Remarks			

We hereby apply for the test of the abovementioned cocoons.

Date

Seller { Address / Name (Seal) / Name of representative (Seal)

Buyer { Address / Name (Seal) / Name of representative (Seal)

To: Chief, Cocoon Testing Station

Note: The column "Statement by Cocoon Testing Station" shall be entered by a Cocoon Testing Station.

Form No. 2

Application for Cocoon Testing

No. (Mark) of the lot		Drying percentage of cocoon	%
By rearing season and by color		Outstanding silkworm races	
Weight of dry cocoons of a lot	*kan* (kg.)	No. of bags or rooms of a lot	bag(s) (room(s))
Name of city, town or village where the cocoons were produced			
Name of producer			
Desired taking out of sample cocoons for the test: Date	_____, 19___		
Desired taking out of sample cocoons for the test: Place			
Statement by Cocoon Testing Station: No. of cocoon testing		No. of identification test ticket	
Statement by Cocoon Testing Station: Weight of dry cocoons of a lot	*kan* (kg.)	No. of bags or rooms of a lot	bag(s) (room(s))
Statement by Cocoon Testing Station: Drying percentage of cocoons	%	Quantity of sample cocoons for the test	*kan* (kg.)
Statement by Cocoon Testing Station: Name, seal and position of the official attended			
Remarks			

I hereby apply for the test of the abovementioned cocoons.

Date

Address

Name (Seal)

Name of representative (Seal)

To: Chief, Cocoon Testing Station

Note: The column "Statement by Cocoon Testing Station" shall be entered by the Cocoon Testing Station.

Form No. 3

Application for Cocoon Testing

No. of Former Certificate of Cocoon Testing		Name of Prefecture No. ___, dated _____, 19___		
Reasons for applying for re-testing				
Desired taking out of sample cocoons for the test	Date			
	Place			
Statement by Cocoon Testing Station	No. of cocoon testing		No. of identification test ticket	
	Weight of dry cocoons of a lot	*kan* (kg.)	No. of bags or rooms of cocoons	bag(s) (room(s))
	Drying percentage of cocoon	%	Quantity of sample cocoons for the test	*kan* (kg.)
	Name, seal, and position of the official attended			
Remarks				

I hereby apply for the test of the abovementioned cocoons.

Date

Seller
- Address
- Name (Seal)
- Name of representative (Seal)

Buyer
- Address
- Name (Seal)
- Name of representative (Seal)

To: Chief, Cocoon Testing Station

Note: The column "Statement by Cocoon Testing Station" shall be entered by the Cocoon Testing Station.

Form No. 4

Application for Cocoon Testing

No. of Former Certificate of Cocoon Testing		Name of Prefecture No. ___, dated _____, 19___		
Reasons for applying for re-testing				
Desired taking out of sample cocoons for the test	Date			
	Place			
Statement by Cocoon Testing Station	No. of cocoon testing		No. of identification test ticket	
	Weight of dry cocoons of a lot	*kan* (kg.)	No. of bags or rooms of a lot	bag(s) (room(s))
	Drying percentage of cocoons		Quantity of sample cocoons for the test	*kan* (kg.)
	Name, seal and position of the official attended			
Remarks				

I hereby apply for the test of the abovementioned cocoons.

Date

Address

Name (Seal)

Name of representative (Seal)

To: Chief, Cocoon Testing Station

Note: The column "Statement by Cocoon Testing Station" shall be entered by the Cocoon Testing Station.

Form No. 5

(A)

No. (Mark) of a lot	No.	Quantity of sample cocoons for testing in fresh (or dry) weight	*kan* : *momme*
Names of applicants	Seller	Address: Shi (Gun) Machi (Mura) Name:	
	Buyer	Address: Name:	
No. of cocoons per 100 *momme* in fresh (or dry) weight			
Remarks		Delivery	Percentage of decrease
	1st day	*kan* : *momme*	%
	2nd day		
	3rd day		
	Total		

(B)

No. (Mark) of a lot	No.	Quantity of sample cocoons for testing in fresh (or dry) weight	*kan* : *momme*
Names of applicants	Seller	Address: Shi (Gun) Machi (Mura) Name:	
	Buyer	Address: Name:	
No. of cocoons per 100 *momme* in fresh (or dry) weight			
Remarks		Delivery	Percentage of decrease
	1st day	*kan* : *momme*	%
	2nd day		
	3rd day		
	Total		

Form No. 6

(A)

Identification Test Ticket	
No. of ticket	
No. of bags (or rooms)	bag(s) (room(s))
Weight of cocoons of a lot	*kan* (kg.)
Name of applicant	
By rearing season and by color	
Date of sealing	_____, 19___
Name, seal and official position of sealer	
Name of Cocoon Testing Station (Seal)	

(B)

Identification Test Ticket	
No. of ticket	
No. of bag	No.
Date of sealing	_____, 19___
Name of Cocoon Testing Station (Seal)	

Remark: The ticket (A) shall be tied to a bag containing a whole lot, and the ticket (B), to each bag of a lot.

Form No. 7

Face



Back



1 cm. in diameter

Form No. 8

Certificate of Cocoon Testing

No. of test		No. of identification test ticket	
Names of applicants			
No. (Mark) of a lot		By rearing season and by color	
Outstanding silkworm races		No. of bags of cocoons of a lot	bag(s) (room(s))
Weight of cocoons of a lot	Fresh (Dry) cocoons		*kan* (kg.)

Percentage of raw silk %

Grade of silk quality Reelability grade

Mark in evenness quality mark

Percentage of unreelable cocoons	%	Size of a cocoon filament	denier
Evenness of cocoon grains		Weight of the raw silk reeled	cg.
Length of a reelable cocoon filament	m.	Neatness	mark
Reelable percentage	%		
Remarks	Outstanding silkworm races entered in this certificate are posted from the Application for Cocoon Testing.		

Date

Chief, Cocoon Testing Station (Seal)

No correction is made in this certificate. (20.0 cm.×13.5 cm.)

Form No. 9

Application for Presence at Unsealing

1. Place to be present: No. Machi (Mura) (To, Fu) Ken
2. Date to be present: hr. min. a.m. p.m. _____, 19___
3. Quantity of a lot: Dry cocoons *kan* *momme*

I hereby apply for the presence of an official in your Station at unsealing of a lot and the resealing of it by him, annexing hereto the (Transcript of) Certificate of Cocoon Testing involved.

Date

Applicant:
Name (Seal)
Name of representative (Seal)

To: Chief, Cocoon Testing Station

RULES AND REGULATIONS

Pursuant to the National Public Service Law, the National Personnel Authority hereby revises a part of the Rule No. 1-6 of the National Personnel Authority (Exceptions to the Law Based on the Special Nature of Duties and Responsibilities of Members of Committees, etc.) as follows:

May 4, 1951

President of National Personnel Authority
ASAI Kiyoshi

Paragraph 1 item (6) shall be amended as follows:

6. Deleted. (Effective dated: April 1, 1951)

NOTIFICATIONS

Prime Minister's Office Notification No. 100

May 4, 1951

Creation, Dissolution, Division or Union of Town and Villages

The notification has been made by the governor of Fukushima Prefecture, that, in accordance with the provision of Article 7 paragraph 1 of the Local Autonomy Law, Yamato-mura, Ogawa-mura and Kowata-mura, Yama-gun, Fukushima Prefecture shall be abolished and Yamato-machi shall be established out of the area as from April 1, 1950.

Prime Minister
YOSHIDA Shigeru

Prime Minister's Office Notification No. 101

May 4, 1951

Alteration of Boundary of Town and Village

The notification has been made by the governor of Ibaraki Prefecture, that, in accordance with the provision of Article 7 paragraph 1 of the Local Autonomy Law, the boundary between Hojo-machi, Tsukuba-gun, Ibaraki Prefecture and Tai-mura of the same gun shall be altered as follows as from January 1, 1951:

Prime Minister
YOSHIDA Shigeru

Areas to be incorporated into Tai-mura from Hojo-machi

Aza Ozawamae, Oaza Hojo, Hojo-machi: Nos. 5306-(1), 5307, 5308, 5309-(1), 5309-(2), 5311-(1), 5314; Aza Sugimotochinai: Nos. 5497-(1), 5497-(3), 5498-(1), 5498-(2), 5498-(3), 5498-(4), 5498-(5), 5498-(6); Aza Sugimotomae: Nos. 5646-(1), 5646, 5646-(2), 5647-(1), 5647-(2), 5648-(1), 5648-(2).

Areas to be incorporated into Hojo-machi from Tai-mura

Aza Hojoikeshita, Oaza Ozawa, Tai-mura: Nos. 455, 456-(1), 456-(2), 457, 458, 459; Aza Haguro: Nos. 111, 112, 113, 114, 115, 116, 117, 118, 119, 120, 121, 122, 123, 134, 125, 126, 127, 127-(1), 128-(1), 128-(2), 128-(3), 129, 130, 131, 132, 133, 134.

Prime Minister's Office Notification No. 102

May 4, 1951

Alteration of Boundary of Villages

The notification has been made by the governor of Yamanashi Prefecture, that, in accordance with the provision of Article 7 paragraph 1 of the Local Autonomy Law, the area of Oaza Kumasawa, Ochii-mura, Nishi-yatsushiro-gun, Yamanashi Prefecture shall be incorporated into Kunado-mura of the same gun as from March 20, 1951.

Prime Minister
YOSHIDA Shigeru

Prime Minister's Office Notification No. 103

May 4, 1951

Creation, Dissolution, Division or Union of Villages

The notification has been made by the governor

of Yamanashi Prefecture, that, in accordance with the provision of Article 7 paragraph 1 of the Local Autonomy Law, Ochii-mura, Iwama-mura, Kusuho-mura, Miyabara-mura, Tsuzurasawa-mura and Kamogari-tsumugi-mura, Nishi-yatsushiro-gun, Yamanashi Prefecture shall be abolished and Rokugo-mura shall be established out of the areas as from April 1, 1951.

Prime Minister
YOSHIDA Shigeru

Prime Minister's Office Notification No. 104

May 4, 1951

Creation, Dissolution, Division or Union of Town and Village

The notification has been made by the governor of Toyama Prefecture, that, in accordance with the provision of Article 7 paragraph 1 of the Local Autonomy Law, Minami-yamami-mura, Higashi-to-nami-gun, Toyama Prefecture shall be abolished and the said area shall be incorporated into Inami-machi of the same gun as from April 1, 1951.

Prime Minister
YOSHIDA Shigeru

Prime Minister's Office Notification No. 105

May 4, 1951

Creation, Dissolution, Division or Union of Villages

The notification has been made by the governor of Fukui Prefecture, that, in accordance with the provision of Article 7 paragraph 1 of the Local Autonomy Law, Imajo-mura and Kahiru-mura, Nanjo-gun, Fukui Prefecture shall be abolished and Imajo-mura shall be established out of the area as from April 1, 1951.

Prime Minister
YOSHIDA Shigeru

Prime Minister's Office Notification No. 106

May 4, 1951

Creation of Town

The notification has been made by the governor of Hyogo Prefecture, that, in accordance with the provision of Article 8 paragraph 3 of the Local Autonomy Law, Kohama-machi shall be established out of the area of Kohama-mura, Kawabe-gun, Hyogo Prefecture as from March 15, 1951.

Furthermore, the name of the said town was altered as Takarazuka-machi as from the said day.

Prime Minister
YOSHIDA Shigeru

Prime Minister's Office Notification No. 107

May 4, 1951

Creation, Dissolution, Division or Union of Town and Village

The notification has been made by the governor of Hyogo Prefecture, that, in accordance with the provision of Article 7 paragraph 1 of the Local Autonomy Law, Kurumi-mura, Mino-gun, Hyogo Prefecture shall be abolished and the area shall be incorporated into Miki-machi of the same gun as from March 15, 1951.

Prime Minister
YOSHIDA Shigeru

Attorney-General's Office Notification No. 132

May 4, 1951

According to the provisions of Article 10 of the Nationality Law, the following persons who have the Nationality of United States of America have renounced the Japanese Nationality:

Attorney-General
OHASHI Takeo

SUGIHARA Keiji
Born on July 10, 1988
Permanent Domicile: 885, Oaza Aki, Okiura-mura, Oshima-gun, Yamaguchi-ken
Domicile: Waimea, Kauai, T.H., U.S.A.

OTA Kimiko
Born on April 8, 1929
Permanent Domicile: No. 2411, Oaza Higashi Agenosho, Agenosho-machi, Oshima-gun, Yamaguchi-ken
Domicile: Koloa, Kauai, T.H., U.S.A.

KUNISHIGE Tadashi
Born on December 11, 1924
KUNISHIGE Toshio
Born on January 2, 1927
Permanent Domicile: No. 3210, Oaza Muronoki, Iwakuni-shi, Yamaguchi-ken
Domicile: No. 1239, Loko Street, Wahiawa, Oahu, T.H., U.S.A.

MATSUSHIMA Tatsuo
Born on June 5, 1926
Permanent Domicile: No. 1730–1, Kuba-machi, Saeki-gun, Hiroshima-ken
Domicile: No. 734, 22nd Avenue, Honolulu, T. H., U.S.A.

Ministry of Finance Notification No. 553

May 4, 1951

In accordance with the provisions of Articles 3 and 5 of the Law for Establishment of the Savings with Premiums (Law No. 143 of 1948), the details, etc. of the Time Deposit with Premiums Twelfth "Fukutoku" Deposit of the Kangin shall be determined as follows:

Minister of Finance
IKEDA Hayato

1. Name: Time Deposit with Premiums Twelfth "Fukutoku" Deposit of the Kangin
2. Conditions:
   (1) Term of contract: 6 months
   (2) Amount of deposit: ¥1,000 per contract
   (3) Interest: None
3. Period for Handling: From May 7, 1951 to June 30, 1951
4. Premiums: One right of drawing shall be given to each contract and 20,000 rights of drawing make one set and the following premiums shall be given to per 25 sets; provided that the Special Prize is chosen from among the First Prize:

Grade	Premiums	Number of winnings
Special Prize	¥100,000 and a wrist-watch	1
First "	¥ 10,000 and a wrist-watch	24
Second "	¥ 1,500	25
Third "	200	250
Fourth "	100	5,000
Fifth "	45	50,000
Sixth "	18	444,700
Total		500,000

5. Date of Drawing: July 14, 1951
6. Starting Date of Payment of Premiums: July 23, 1951
7. Stamp Duties on Certificates of Deposit: Certificates of deposit shall be designated under the provision of Article 5 of the Law for Establishment of the Sevings with Premiums and be exempted from stamp duties.

Ministry of Finance Notification No. 554

May 4, 1951

In accordance with the provisions of Articles 3 and 5 of the Law for Establishment of the Savings with Premiums (Law No. 143 of 1948), the details, etc. of the Time Deposit with Premiums Second "Iron" Deposit of the Kangin shall be determined as follows:

Minister of Finance
IKEDA Hayato

1. Name: Time Deposit with Premiums Second "Iroha" Deposit of the Kangin
2. Conditions:
   (1) Term of contract: 6 months
   (2) Amount of deposit: ¥2,000 per contract
   (3) Interest: None
3. Period for Handling: From May 7, 1951 to June 30, 1951
4. Premiums: One right of drawing to be fixed by the competent agent, shall be given to each contract especially.

Grade	Premiums
A Prize	¥ 44.50 and special premiums
B "	36.50

Remarkable: The special premiums shall be quotient gotten by the division by the figure equal to the number of A Prize drawn of the product of the amount corresponding to the number of B Prize drawn multiplied by 8 *yen*.

5. Date of Drawing: July 14, 1951
6. Starting Date of Payment of Premiums: July 23, 1951
7. Stamp Duties on Certificates of Deposit: Certificates of deposit shall be designated under the provision of Article 5 of the Law for Establishment of the Savings with Premiums and be exempted from stamp duties.

Ministry of Finance Notification No. 555

May 4, 1951

In accordance with the provisions of Articles 3 and 5 of the Law for Establishment of the Savings with Premiums (Law No. 143 of 1948), the details, etc. of the Second "Koun" Time Savings of the Hikone Credit Association shall be determined as follows:

Minister of Finance
IKEDA Hayato

1. Name: Second "Koun" Time Savings of the Hikone Credit Association
2. Conditions:
   (1) Term of contract: 6 months
   (2) Amount of savings: ¥1,000 per contract
   (3) Interest: None
3. Period for Handling: From May 5, 1951 to June 30, 1951
4. Premiums: One right of drawing shall be given to each contract and 6,000 rights of drawing make one set with the following premiums:

Grade	Premiums	Number of winnings
Special Prize	¥10,000	1
First "	3,000	1
Second "	1,000	6
Third "	300	12
Fourth "	25	600
Fifth "	18.50	5,380
Total		6,000

5. Date of Drawing: July 7, 1951
6. Starting Date of Payment of Premiums: July 16, 1951
7. Stamp Duties on Certificates of Savings: Certificates of savings shall be designated under the provision of Article 5 of the Law for Establishment of the Savings with Premiums and be exempted from stamp duties.

Ministry of Finance Notification No. 556

May 4, 1951

In accordance with the provisions of Articles 3 and 5 of the Law for Establishment of the Savings with Premiums (Law No. 143 of 1948), the details, etc. of the Fifth "Takara" Time Deposit of the Taisei Mujin shall be determined as follows:

Minister of Finance
IKEDA Hayato

1. Name: Fifth "Takara" Time Deposit of the Taisei Mujin
2. Conditions:
   (1) Term of contract: 6 months
   (2) Amount of deposit: ¥1,000 per contract
   (3) Interest: None
3. Period for Handling: From May 7, 1951 to July 6, 1951
4. Premiums: One right of drawing shall be given to each contract and 10,000 rights of drawing make one set and the following premiums shall be given to per 4 sets; provided that the Special Prize is chosen from among the First Prize:

Grade	Premiums	Number of winnings
Special Prize	¥100,000	1
First "	1,000	3
Second "	500	16
Third "	100	200
Fourth "	50	1,200
Fifth "	18	38,580
Total		40,000

5. Date of Drawing: July 15, 1951
6. Starting Date of Payment of Premiums: July 24, 1951
7. Stamp Duties on Certificates of Deposit: Certificates of deposit shall be designated under the provision of Article 5 of the Law for Establishment of the Savings with Premiums and be exempted from stamp duties.
9. Others: This deposit may be received only from those who have contracts of mutual loan to the agent when deposit is made.

Ministry of Finance Notification No. 557

May 4, 1951

In accordance with the provisions of Articles 3 and 5 of the Law for Establishment of the Savings with Premiums (Law No. 143 of 1948), the details, etc. of the Third "Fukutoku" Time Deposit of the Seiwa shall be determined as follows:

Minister of Finance
IKEDA Hayato

1. Name: Third "Fukutoku" Time Deposit of the Seiwa
2. Conditions:
   (1) Term of contract: 6 months
   (2) Amount of deposit: ¥1,000 per contract
   (3) Interest: None
3. Period for Handling: From May 7, 1951 to June 30, 1951
4. Premiums: One right of drawing shall be given to each contract and 10,000 rights of drawing make one set with the following premiums; provided that the Special Prize is one per 5 sets and is chosen from among the First Prize:

Grade	Premiums	Number of winnings
Special Prize	¥100,000	1
First "	10,000	
Second "	1,000	1
Third "	200	10
Fourth "	40	600
Fifth "	18	9,388
Total		10,000

5. Date of Drawing: July 25, 1951
6. Starting Date of Payment of Premiums: July 25, 1951
7. Stamp Duties on Certificates of Deposit: Certificates of deposit shall be designated under the provision of Article 5 of the Law for Establishment of the Savings with Premiums and be exempted from stamp duties.

Ministry of Finance Notification No. 558

May 4, 1951

In accordance with the provisions of Articles 3 and 5 of the Law for Establishment of the Savings with Premiums (Law No. 143 of 1948), the details, etc. of the Sixth Lucky Time Deposit of the Kinki Mujin shall be determined as follows:

Minister of Finance
IKEDA Hayato

1. Name: Sixth Lucky Time Deposit of the Kinki Mujin
2. Conditions:
   (1) Term of contract: 6 months
   (2) Amount of deposit: ¥1,000 per contract
   (3) Interest: None
3. Period for Handling: From May 7, 1951 to June 30, 1951
4. Premiums: One right of drawing shall be given to each contract and 2,000 rights of drawing make one set with the following premiums; provided that the Special Prize is one per 10 sets and is chosen from among the First Prize:

Grade	Premiums	Number of winnings
Special Prize	¥100,000	1
First "	3,000	
Second "	300	9
Third "	30	90
Fourth "	14	1,900
Total		2,000

5. Date of Drawing: July 11, 1951
6. Starting Date of Payment of Premiums: July 21, 1951
7. Stamp Duties on Certificates of Deposit: Certificates of deposit shall be designated under the provision of Article 5 of the Law for Establishment of the Savings with Premiums and be exempted from stamp duties.
8. Others: This deposit may be received only from those who have contracts of mutual loan to the agent when deposit is made.

Ministry of Education Notification No. 19

May 4, 1951

In accordance with the Massage, Acupuncture, Moxa-Cautery and Judo-Orthopaedy Technician School or Training Institution Authorization Regulations (Ministries of Education and Welfare Ordinance No. 1 of 1948), the schools (courses) listed in the first column of the following table were authorized on March 31, 1951 as Massage, Acupuncture, Moxa-Cautery or Judo-Orthopaedy Technician Training Schools listed in the third column of the same table respectively:

Minister of Education
AMANO Teiyu

First Colum School Name (Course)	Second Column Location	Third Column Kind of Training School
Tokushima Prefectural School for the Blind 1. Upper Secondary School Section; Massage Course, (3 years) 2. Upper Secondary School Section (Special Course); Massage Course, (2 years) 3. Upper Secondary School Section; Massage, Acupuncture, Moxa-Cautery Course, (Upper Secondary School Section, 3 years / Post-graduate Course, 2 years)	1134, Mugizuka, Minami-niken-ya, Tokushima-shi, Tokushima-ken	1. Massage Technician Training School (a) Upper Secondary School Section, 3 years (b) Upper Secondary School Section (Special Course), 2 years 2. Massage, Acupuncture, Moxa-Cautery Technician Training School (Upper Secondary School Section, 3 years / 5 years / Post-graduate Course, 2 years)
Kanagawa Prefectural Hiratsuka School for the Blind 1. Upper Secondary School Section; Massage Course, (3 years) 2. Upper Secondary School Section (Special Course); Massage Course, (2 years) 3. Upper Secondary School Section; Massage, Acupuncture, Moxa-Cautery Course, (Upper Secondary School Section, 3 years / Post-graduate Course, 2 years)	1544, Hiratsuka, Hiratsuka-shi, Kanagawa-ken	1. Massage Technician Training School (a) Upper Secondary School Section, 3 years (b) Upper Secondary School Section (Special Course), 2 years 2. Massage, Acupuncture, Moxa-Cautery Technician Training School (Upper Secondary School Section, 3 years / 5 years / Post-graduate Course, 2 years)

Kumamoto Prefectural School for the Blind	1. Upper Secondary School Section; Massage Course, (3 years) 2. Upper Secondary School Section (Special Course); Massage Course, (2 years) 3. Upper Secondary School Section; Massage, Acupuncture, Moxa-Cautery Course, (Upper Secondary School Section, 3 years / Post-graduate Course, 2 years)	952, Ima, Izumi-cho, Kumamoto-shi, Kumamoto-ken	1. Massage Technician Training School (a) Upper Secondary School Section, 3 years (b) Upper Secondary School Section (Special Course), 2 years 2. Massage, Acupuncture, Moxa-Cautery Tachnician Training School (Upper Secondary School Section, 3 years / Post-graduate Course, 2 years — 5 years)
Yamagata Prefectural Yamagata School for the Blind	1. Upper Secondary School Section; Massage Course, (3 years) 2. Upper Secondary School Section (Special Course); Massage Course, (2 years)	488, Aza Johoku, Kasumi-machi, Yamagata-shi, Yamagata-ken	Massage Technician Training School (a) Upper Secondary School Section, 3 years (b) Upper Secondary School Section (Special Course), 2 years
Kobe Municipal School for the Blind	Upper Secondary School Section; Massage Course, (3 years)	1, 3-chome, Karumo-dori, Nagata-ku, Kobe-shi, Hyogo-ken	Massage Technician Training School (Upper Secondary School Section, 3 years)
Akita Prefectural School for the Blind	1. Upper Secondary School Section; Massage Course, (3 years) 2. Upper Secondary School Section (Special Course); Massage Course, (2 years) 3. Upper Secondary School Section; Massage, Acupuncture, Moxa-Cautery Course, (Upper Secondary School Section, 3 years / Post-graduate Course, 2 years)	1, Sue-minami-cho, Shimo-shin-machi, Nagano, Akita-shi, Akita-ken	1. Massage Technician Training School (a) Upper Secondary School Section, 3 years (b) Upper Secondary School Section (Special Course), 2 years 2. Massage, Acupuncture, Moxa-Cautery Technician Training School (Upper Secondary School Section, 3 years / Post-graduate Course, 2 years — 5 years)
Wakayama Prefectural Wakayama School for the Blind	1. Upper Secondary School Section; Massage Course, (3 years) 2. Upper Secondary School Section (Special Course); Massage Course, (2 years) 3. Upper Secondary School Section; Massage, Acupuncture, Moxa-Cautery Course, (Upper Secondary School Section, 3 years / Post-graduate Course, 2 years)	1, Minato-tori-machi, Wakayama-shi, Wakayama-ken	1. Massage Technician Training School (a) Upper Secondary School Section, 3 years (b) Upper Secondary School Section (Special Course), 2 years 2. Massage, Acupuncture, Moxa-Cautery Technician Training School (Upper Secondary School Section, 3 years / Post-graduate Course, 2 years — 5 years)

Shiga Prefectural School for the Blind	1. Upper Secondary School Section; Massage Course, (3 years) 2. Upper Secondary School Section (Special Course); Massage Course, (2 years) 3. Upper Secondary School Section; Massage, Acupuncture, Moxa-Cautery Course, (Upper Secondary School Section, 3 years / Post-graduate Course, 2 years)	56, Osue-cho, Hikone-shi, Shiga-ken	1. Massage Technician Training School (a) Upper Secondary School Section, 3 years (b) Upper Secondary School Section (Special Course), 2 years 2. Massage, Acupuncture, Moxa-Cautery Technician Training School (Upper Secondary School Section, 3 years / Post-graduate Course, 2 years — 5 years)
Fukuoka Prefectural Fukuoka School for the Blind	1. Upper Secondary School Section; Massage Course, (3 years) 2. Upper Secondary School Section (Special Course); Massage Course, (2 years) 3. Massage, Acupuncture, Moxa-Cautery Course, (Upper Secondary School Section, 3 years / Post-graduate Course, 2 years)	2, Futami-cho, Fukuoka-shi, Fukuoka-ken	1. Massage Technician Training School (a) Upper Secondary School Section, 3 years (b) Upper Secondary School Section (Special Course), 2 years 2. Massage, Acupuncture, Moxa-Cautery Technician Training School (Upper Secondary School Section, 3 years / Post-graduate Course, 2 years — 5 years)
Tottori Prefectural School for the Blind	1. Upper Secondary School Section; Massage Course, 3 years 2. Upper Secondary School Section Massage, Acupuncture, Moxa-Cautery Course, (Upper Secondary School Section, 3 years / Post-graduage Course, 2 years)	131, Yutokoro-cho, Tottori-shi, Tottori-ken	1. Massage Technician Training School Upper Secondary School Section, 3 years 2. Massage, Acupuncture, Moxa-Cautery Technician Training School (Upper Secondary School Section, 3 years / Post-graduate Course, 2 years — 5 years)
Fukuoka Prefectural Yanagawa School for the Blind	1. Upper Secondary School Section; Massage Course, (3 years) 2. Upper Secondary School Section (Special Course); Massage Course, (2 years) 3. Upper Secondary School Section; Massage, Acupuncture, Moxa-Cautery Course, (Upper Secondary School Section, 3 years / Post-graduate Course, 2 years)	170, Imakoga, Mitsuhashi-mura, Yamato-gun, Fukuoka-ken	1. Massage Technician Training School (a) Upper Secondary School Section, 3 years (b) Upper Secondary School Section (Special Course), 2 years 2. Massage, Acupuncture, Moxa-Cautery Technician Training School (Upper Secondary School Section, 3 years / Post-graduate Course, 2 years — 5 years)

Niigata Prefectural Niigata School for the Blind	1. Upper Secondary School Section; Massage Course, (3 years) 2. Upper Secondary School Section (Special Course); Massage Course, (2 years) 3. Upper Secondary School Section; Massage, Acupuncture, Moxa-Cautery Course, (Upper Secondary School Section, 3 years / Post-graduate Course, 2 years)	53, Kanehachi-yama-cho, Sekiya, Niigata-shi, Niigata-ken	1. Massage Technician Training School (a) Upper Secondary School Section, 3 years (b) Upper Secondary School Section (Special Course), 2 years 2. Massage, Acupuncture, Moxa-Cautery Technician Training School (Upper Secondary School Section, 3 years / Post-graduate Course, 2 years — 5 years)
Fukushima Prefectural Fukushima School for the Blind	1. Upper Secondary School Section; Massage Course, (3 years) 2. Upper Secondary School Section (Special Course); Massage Course, (2 years) 3. Upper Secondary School Section; Massage, Acupuncture, Moxa-Cautery Course, (Upper Secondary School Section, 3 years / Post-graduate Course, 2 years)	19, Nanashagu, Oaza Watari, Fukushima-shi, Fukushima-ken	1. Massage Technician Training School (a) Upper Secondary School Section, 3 years (b) Upper Secondary School Section (Special Course), 2 years 2. Massage, Acupuncture, Moxa-Cautery Technician Training School (Upper Secondary School Section, 3 years / Post-graduate Course, 2 years — 5 years)
Ibaraki Prefectural School for the Blind	1. Upper Secondary School Section; Massage Course, (3 years) 2. Upper Secondary School Section (Special Course); Massage Course, (2 years) 3. Upper Secondary School Section; Massage, Acupuncture, Moxa-Cautery Course, (Upper Secondary School Section, 3 years / Post-graduate Course, 2 years)	2030, Atago-cho, Mito-shi, Ibaraki-ken	1. Massage Technician Training School (a) Upper Secondary School Section, 3 years (b) Upper Secondary School Section (Special Course), 2 years 2. Massage, Acupuncture, Moxa-Cautery Technician Training School (Upper Secondary School Section, 3 years / Post-graduate Course, 2 years — 5 years)

Ministry of Welfare Notification No. 74

May 4, 1951

In accordance with the provision of Article 10 of the Medical Practitioners Law (Law No. 201 of 1948), the preliminary examination of the 1st Medical Practitioners National Examination for 1951 fiscal year shall be held, and the methods thereof shall be fixed as follows:

Minister of Welfare,
pro tempore
Minister of State
HORI Shigeru

1. Place of examination:
   Examination Part 1: Sapporo, Tokyo, Fukuoka
   Examination Part 2: Tokyo
2. Date of examination:
   Examination Part 1: June 6, 1951 (Wednesday)
   Examination Part 2:
   From: June 28, 1951 (Thursday)
   To: July 4, 1951 (Wednesday)
3. Subject of examination:
   Examination Part 1: Anatomy (including Histology), Physiology, Biochemistry, Pharmacology, Pathology (including Forensic Medicine), Bacteriology, Hygienics
   Examination Part 2: Medicine, Pediatrics, Mental Science, Surgery, Obstetrics, Othopedia, Gynaecology, Dermatology, Urologia, Otorhinolaryngology, Ophthalmology, Clincial Examination
4. The application shall be submitted to the National Examination Unit, Medical Affairs Section, Medical Affairs Bureau, Ministry of Welfare, from the day when this notification is issued by the Official Gazette to May 25, 1951 (Friday) without fail.
5. With regard to the written application, the provisions of Article 15 and Article 29 of the Enforcement Regulations of Medical Practitioners Law (Ministry of Welfare Ordinance No. 47 of 1948) shall be referred. *Furigana* (Japanese Phonetic signs) shall be attached to the address and full name of the applicant.
6. The examination fee 450 *yen* shall be paid with revenue stamps which shall be affixed to the written application.
7. The examination card shall be received at the National Examination Unit, Medical Affairs Section, Medical Affairs Bureau, Ministry of Welfare from 9 a.m. to 5 p.m. on the day before examination by an examinee at Tokyo; received at Hokkaido Medical Affairs Branch Office, Ministry of Welfare, Nishi 18-chome, Minami-ichijo, Sapporo-shi, by an examinee at Sapporo; and received at the Kyushu Medical Affairs Branch Office, Ministry of Welfare, Daimyo-machi, Fukuoka-shi, by an examinee at Fukuoka. And every examinee shall also receive there instructions about the examination hall, etc.
8. Any person who has passed an examination shall be informed directly on each occasion.

Ministry of Welfare Notification No. 75

May 4, 1951

With regard to the preliminary examination of the First Dentists National Examination for the 1951 fiscal year under the provision of Article 10 of the Dentists Law (Law No. 202 of 1948), the places, date and period for submitting applications for the examination, etc. shall be fixed as follows:

Minister of Welfare,
pro tempore
Minister of State
HORI Shigeru

1. Place of examination:
   Theoretical Examination Part 1: Sapporo, Tokyo, Fukuoka
   Theoretical Examination Part 2: Tokyo
2. Date of examination:
   a) Theoretical Examination Part 1:
   June 6, 1951 (Wednesday)
   Theoretical Examination Part 2:
   From: June 28, 1951 (Thursday)
   To: July 4, 1951 (Wednesday)
   b) Practical Examination: The schedule of the practical examination shall be notified by the Official Gazette separately.
3. Subjects of examination:
   Theoretical examination:
   a) Theoretical Examination Part 1:
   Anatomy (including Histology), Physiology, Pharmacology, Pathology, Bacteriology
   b) Theoretical Examination Part 2:
   Oral Surgery, Conservative Dentistry (including Dental Filling), Dental Prosthesis, Orthodontic Dentistry
4. The application shall be submitted to the National Examination Unit, Dental Hygiene Section, Medical Affairs Bureau, Ministry of Welfare, from the day when this notification is issued by the Official Gazette to May 25, 1951 (Friday) without fail.
5. With regard to the written application, the provisions of Article 13 of the Enforcement Regulations of Dentists Law shall be referred. *Furigana* (Japanese phonetic signs) shall be attached to the full name of applicant.
6. The examination fee (application for single examination 300 *yen*; for both 450 *yen*) shall be paid with revenue stamps which shall be affixed to the written application.
7. The examination card shall be received at the National Examination Unit, Dental Hygiene Section, Medical Affairs Bureau, Ministry of Welfare, on June 5, 1951 (Tuesday) (from 9:00 a.m. to 5:00 p.m.) by an examinee at Tokyo; received at Hokkaido Medical Affairs Branch Office, Ministry of Welfare, Nishi 18-chome, Minami-ichijo, Sapporo-shi, by an examinee at Sapporo; and received at the Kyushu Medical Affairs Branch Office, Ministry of Welfare, Daimyo-machi, Fukuoka-shi, by an examinee at Fukuoka. And every examinee shall also receive there instructions about the examination hall, etc.
8. Any person who has passed a Theoretical Examination Part 1, Part 2, or Practical Examination shall be informed directly on each occasion.

Ministry of Welfare Notification No. 76

May 4, 1951

The Examination under the provision of Article 36 paragraph 3 of the Medical Practitioners Law (Law No. 201 of 1948) shall be held, and the methods thereof, etc. shall be fixed as follows:

Minister of Welfare,
pro tempore
Minister of State
HORI Shigeru

1. Place of examination:
   Written Examination: Sapporo, Tokyo, Fukuoka
   Oral Examination: Tokyo

2. Date of examination:
Written Examination: June 6, 1951 (Wednesday)
Oral Examination:
From: June 28, 1951 (Thursday)
To: July 4, 1951 (Wednesday)
3. Method of examination:
a) Only a person who has passed the written examination may take the oral examination.
b) Any person who has a licence the validity of which is not particularly limited in area or term, as a rule, needs not take the examination except the written examination. However, the person may be, if necessary, required to take the oral examination.
c) The oral examination shall be intended to finish in one day. The fixed day for each examinee to take the above examination shall be indicated directly to the examinee himself.
4. The application for the examination shall be submitted, without fail, to the National Examination Unit, Medical Affairs Section, Medical Affairs Bureau, Ministry of Welfare, by May 25, 1951 (Friday) from the day of being notified in the Official Gazette.
5. Written form of the application shall be referred to the provision of the Ministerial Ordinance concerning the Enforcement of the Special Instances for the Former Enforcement Order of National Medical Treatment Law (Ministry of Welfare Ordinance No. 6 of 1946).
6. Examination fee shall be paid with revenue stamps (450 *yen*) which shall be affixed to the written application.
7. The examinee shall enter the desirable place for the written examination and the number of examinations taken before including this examination, on the application for convenience' sake. However, after the application has been submitted, no change of the examination shall be permitted.
8. ***Furigana*** (Japanese phonetic signs) shall be attached to the present address and name of the examinee described on the application.
9. The examination card for the written examination shall be received on June 4, 1951 (Monday) (from 9:00 a.m. to 5:00 p.m.) at the National Examination Unit, Medical Affairs Section, Medical Affairs Bureau, Ministry of Welfare by an examinee at Tokyo; the above card shall be received at the Hokkaido Medical Affairs Branch Office, Ministry of Welfare, Nishi 18-chome, Minami-ichijo, Sapporo-shi, by an examinee at Sapporo; and also the card shall be received at the Kyushu Medical Affairs Branch Office, Ministry of Welfare, Daimyo-machi, Fukuoka-shi, by an examinee at Fukuoka, respectively. And every examinee shall also receive there instructions about the examination hall, etc.
10. Any person who has passed an examination shall be informed directly on each occasion.

Ministry of Welfare Notification No. 77

May 4, 1951

The Examination under the provision of Article 33 paragraph 3 of the Dentists Law (Law No. 202 of 1948) shall be held, and the methods thereof, etc. shall be fixed as follows:

Minister of Welfare,
pro tempore
Minister of State
HORI Shigeru

1. Place of examination:
Written Examination: Sapporo, Tokyo, Fukuoka
Practical Examination: Tokyo
2. Date of examination:
Written Examination: June 6, 1951 (Wednesday)
Practical Examination:
From: June 28, 1951 (Thursday)
To: July 4, 1951 (Wednesday)
3. Method of examination:
a) Only a person who has passed the written examination may take the practical examination.
b) Any person who has a licence the validity of which is not particularly limited in area or term, as a rule, needs not take the examination except the practical examination. However, the person may be, in some case, required to take an oral examination.
c) The fixed day for the practical examination shall be indicated directly to the examinee himself.
4. The application for the examination shall be submitted, without fail, to the National Examination Unit, Dental Hygiene Section, Medical Affairs Bureau, Ministry of Welfare, by May 25, 1951 (Friday) from the day of being notified in the Official Gazette.
5. Written from of the application shall be referred to the provision of the Ministerial Ordinance concerning the Enforcement of the Special Instances for the Former Enforcement Order of National Medical Treatment Law (Ministry of Welfare Ordinance No. 6 of 1946).
6. Examination fee shall be paid with revenue stamps (450 *yen*) which shall be affixed to the written application.
7. The examinee shall enter the desirable place for the written examination and the number of examinations taken before including this examination, on the application for convenience' sake. However, after the application has been submitted, no change of the examination place shall be permitted.
8. ***Furinaga*** (Japanese phonetic signs) shall be attached to the present address and name of the examinee described on the application.
9. The examination card for the written examination shall be received on June 5, 1951 (Tuesday) (from 9:00 a.m. to 5:00 p.m.) at the National Examination Unit, Dental Hygiene Section, Medical Affairs Bureau, Ministry of Welfare by an examinee at Tokyo; the above card shall received at the Hokkaido Medical Affairs Branch Office, Ministry of Welfare, Nishi 18-chome, Minami-ichijo, Sapporo-shi, by an examinee at Sapporo; and also the card shall be received at the Kyushu Medical Affairs Branch Office, Ministry of Welfare, Daimyo-machi, Fukuoka-shi, by an examinee at Fukuoka, respectively. And every examinee shall also receive there instructions about the examination hall, etc.
10. Any person who has passed an examination shall be informed directly on each occasion.

Ministry of Agriculture and Forestry Notification No. 153

May 4, 1951

Notice is hereby given in accordance with the provisions of Art. 3 par. 3 of the Regulation for the Short Training Course of the Livestock Hygiene (Ministry of Agriculture and Forestry Notification No. 139 of 1950) that the special short training course for the purpose of training the leader on the artificial insemination for livestock shall be held as follows:

Minister of Agriculture
and Forestry
HIROKAWA Kozen

1. Name of the special short training course:
The Short Training Course on the Artificial Insemination for Livestock.
2. Place of the short training course:
Livestock Division of Kyushu Agricultural Experiment Station, Nishi-goshi-mura, Kikuchi-gun, Kumamoto-ken.
3. Time of the short training course:
From June 4 to June 13, 1951.
4. Number of students to be trained in the course shall be twenty-four.
5. Participant areas of students to be trained:
The participant areas of students to be trained in the course shall be the following 12 prefectures; Yamaguchi, Tokushima, Kagawa, Ehime, Kochi, Fukuoka, Saga, Nagasaki, Kumamoto, Oita, Miyazaki and Kagoshima.
6. Procedure for taking the short training course:
Those desiring to be trained in the above course shall submit to the Minister of Agriculture and Forestry an application therefor in accordance with the provisions of Art. 5 of the Regulation for the Short Training Course of the Livestock Hygiene together with a curriculum vitae not later than May 19, 1951.

Ministry of International Trade and Industry Notification No. 131

May 4, 1951

First training for 1951 F.Y. at the Mine Safety Techniques Training Facilities shall be given pursuant to the following:

Minister of International
Trade and Industry
YOKOO Shigemi

1. Name of the Mine Safety Techniques Training Facilities where training is given:
Sendai Mine Safety Techniques Training Facility.
Taira Mine Safety Techniques Training Facility.
Ube Mine Safety Techniques Training Facility.
2. Place and period of training:

Name of the Mine Safety Techniques Training Facility	Place of training	Period of training
Sendai Mine Safety Techniques Training Facility	Sendai City	From June 1 to June 30
Taira Mine Safety Techniques Training Facility	Taira City	From May 14 to June 13
Ube Mine Safety Techniques Training Facility	Ube City	From May 12 to June 11

3. Qualification for the student:
Students shall be those who are recommended by the owner of mining right among those who are or will be the underground safety boss or blasting boss.
However, any person who has a career of a graduate from the high school or college stipulated in the former Regulations or the more advanced school shall be exempted.
4. Number of students:
Number of students shall be fifty or less in each Training Facility.
5. Period for submission of the written application for admission:
The written application for admission shall be submitted before May 8, 1951.

Ministry of International Trade and Industry Notification No. 132

May 4, 1951

A part of Ministry of International Trade and Industry Notification No. 123 of April, 1951 "Import Notice No. 27" is hereby revised as follows, and shall apply on and after May 1, 1951:

Minister of International
Trade and Industry
YOKOO Shigemi

In the column of Netherland of Open Account Area of Source, "○" shall be deleted.

Ministry of Transportation Notification No. 92

May 4, 1951

In accordance with the provisions of Article 10 of the General Regulations of the Transportation Council (Ministry of Transportation Ordinance No. 75 of 1949), Notification on the decision of Transportation Council is hereby given as follows:

Minister of Transportation
YAMAZAKI Takeshi

Concerning Franchise for Express Business

With regard to the above subject which had been referred to the Transportation Council, the following report was received therefrom:

No. 45 April 19, 1951
Subject: Franchise for Express Businesses
To: Mr. YAMAZAKI Takeshi, Minister of Transportation
From: Mr. KIMURA Takanori, Chairman of Transportation Council

Report

With regard to the franchise for Express Business at Hikozaki Station referred to this Council by "Jitsu" No. 48 dated March 20, 1951, it is judged appropriate after deliberation that the application of Okayama-ken Freights Transportation Co., Ltd. shall be rejected.

Maritime Safety Agency Notification (File N) No. 18

May 4, 1951

Information concerning establishment, alteration, etc. in Aids to Navigation and guides to navigators, have been published as follows:

Director of Maritime Safety Agency
OKUBO Takeo

(Paragraphs 316—328)

316 (T.) Hokkaido, S. coast—Muroran Ko Prohibited area established

Description: All Japanese vessels are prohibited from anchoring in the following area in Muroran Ko.

Area: Bounded by a line joining the following 8 points (a) through (h) in order and shore line.
(a) Southwest corner of Motowanisi Central Basin Wharf.
42° 21.3′ N., 140° 59.1′ E. (approx.)
(b) 970 metres 183° from (a) above (root of breakwater).
(c) Wanisi Central Basin Breakwater Light (Fl. G.).
42° 20.6′ N., 140° 58.9′ E. (approx.)
(d) Muroran Ko North Breakwater Light (Occ. G.).
42° 21.1′ N., 140° 57.1′ E. (approx.)
(e) Muroran Ko South Breakwater Light (Occ. R.).
(f) 2,140 metres 112½° from (e) above.
(g) 480 metres 171° from (f) above.
(h) Northeast corner of Municipal Wharf.
42° 19.5′ N., 140° 58.6′ E. (approx.)

Remark: When a red flag or red light is exhibited on Daikoku Sima, vessels (except less than 100 ton ship) should drop anchor temporarily, and after the flag or light is fell down, enter the harbor.

Chart: 14.
Publications: Pub. 103, p. 60—Pub. 452 Suppl., p. 1.
Authority: 1st Regional Maritime Safety Headquarters. (645295)
(N. M. No. 18, 1951.)

317 (T.) Canceled.

318 (T.) Honsyu, NW. coast—Mi Sima Information about light

Description: Mi Sima Light will be changed to show flashing white during 2200 to sunrise when the electric supply is stopped.

Position: South coast of Mi Sima.
34° 45.4′ N., 131° 09.1′ E. (approx.)
Abridged description: F. 83m. 13M. (U)
Alteration: Characteristic:—Flashing white every 3 seconds.
Visibility:—7.5 miles. Intensity:—60 cp.
Charts: 136 (refers.)
Publication: Pub. 411, p. 126.
Authority: Lighthouse Division. (693547(3))
(N. M. No. 18, 1951.)

319 Honsyu, NW. coast—Aziro Ko Information about lights

(1) Description: Aziro Saki Light has been established on the summit near Aziro Saki.
Position: 685 metres 36½° from Aziro Ko North Jetty Light (fixed white).
35° 35.1′ N., 134° 17.9′ E. (approx.)
Abridged description: Gp. Fl. (2) ev. 5 sec. 102m. 22½M. (U)
Details: Characteristic:—Group flashing white every 5 seconds (2 flashes in 2 seconds, eclipse 3 second).
Elevation:—102 metres above mean sea level.
Visibility:—22.5 miles. Intensity:—65,000 cp.
Visible:—All round. Class:—VI.
Structure:—White circular concrete tower, 7 metres in height.
The light is unwatched.

(2) Description: Aziro Ko Kokuzosan Light was removed.
Position: On Kokuzo Yama.
35° 34.9′ N., 134° 17.7′ E. (approx.)
Abridged description: F. 62m. 19½M. (U)

Charts: 1155 (Aziro Ko)—(1)139—(1)1172—(1)159—(1)162—(1)1072—(1)1154—(1)1001—(1)1005—(1)1009—(1)381.
Publications: Pub. 102, p. 69—Pub. 411, No. 852.5 (inserted).
Authority: Lighthouse Division. (693615(2))
(N. M. No. 18, 1951.)

320 Honsyu, S. coast—Owasi Ko Existence of light

Description: A white light exists in the following position near the south side of Owasi Ko entrance.
Position: 2,040 metres 29⅔° from the triangulation station (552) on Nameku Yama.
34° 03.6′ N., 136° 14.7′ E. (approx.)
Note: A position circle marked "Light" will be charted in the above position.
Chart: 75.
Publication: Pub. 101, p. 146.
Authority: Hydrographic Office. (635343)
(N. M. No. 18, 1951.)

321 Inland Sea—Bisan Seto Information about light buoys

(1) Description: Bisan Seto Passage Light Buoys No. 8 and No. 10 were established as follows on March 31, 1951.
Positions: (a) Bisan Seto Passage Light Buoy No. 8.
3,900 metres 92⅓° from Kanawa Iwa Light.
34° 25.0′ N., 134° 10.5′ E. (appox.)
(b) Bisan Seto Passage Light Buoy No. 10.
5,400 metres 117¼° from the traingulation station (302) in the northward of Zizo Saki.
34° 23.8′ N., 134° 17.6′ E. (approx.)
Abridged descriptions: (a) Fl. ev. 6 sec. 8½M.
(b) Gp. Fl. (3) ev. 8 sec. 8½M.

Details (a) Characteristic:—Flashing white every 6 seconds.
Elevation:—4.3 metres above water.
Visibility:—8.5 miles. Intensity:—120 cp.
Structure:—Black and white vertical striped cylindrical iron buoy with framework superstructure.

(b) Characteristic:—Group flashing white every 8 seconds (3 flashes in 2 seconds, eclipse 6 seconds).
Elevation:—4.3 metres above water.
Visibility:—8.5 miles. Intensity:—120 cp.
Structure:—Black and white vertical striped cylindrical iron buoy with framework superstructure.

(2) Description Harima Nada North Passage Light Buoy No. 1, Syodo Sima West Passage Light Buoy No. 1 and Bisan Seto Swept Channel Zizo Saki Oki Light Buoy were renamed and changed as follows.

Position (c) Bisan Seto Passage Light Buoy No. 6.
(former Harima Nada North Passage Light Buoy No. 1)
About 1.2 miles westward of Ogi Sima Light.
34° 25.9 N., 134° 02.4′ E. (approx.)

(d) Bisan Seto Passage Light Buoy No. 7.
(former Syodo Sima West Passage Light Buoy No. 1)
About 1.4 miles northwestward of Kanawa Iwa Light.
34° 26.1′ N., 134° 06.7′ E. (approx.)

(e) Bisan Seto Passage Light Buoy No. 9.
(former Bisan Seto Swept Channel Zizo Saki Oki Light Buoy) About 1.1 miles southward of Zizo Saki.
34° 23.7′ N., 134° 14.2′ E. (approx.)

Abridged descriptions (c) I. Qk. Fl. ev. 7 sec. 8½M. (Bell)
(d) Fl. ev. 4 sec. 7½M.
(e) Fl. ev. 3 sec. 7½M.

Alteration (c) Characteristic:—Interrupted quick flashing white, period 7 seconds (quick flashes in 2 seconds, eclipse 5 seconds).
Elevation:—4.3 metres above water.
Visibility:—8.5 miles. Intensity:—120 cp.
Structure:—Black and white vertical striped cylindrical iron buoy with framework superstructure.
The buoy is attached with bell.

(d) Characteristic:—Flashing white every 4 seconds.
No other change.

Charts 137A—153—(a) (b) (e) 106—(1), (2) (c) (d)—100A.
Publication Pub. 2, pp. 98, 105, 109—Pub. 411, Nos. 487.1, 487.3 through 487.6 (each to be inserted)—Pub. 411, Nos. 489, 500 (each to be (canceled)—N. M. No. 13 (190), 1947, No. 20 (399(a)), No. 22 (430(a)), No. 32 (589), 1948 (each to be canceled).
Authority Lighthouse Division. (693713(2))
(N. M. No. 18, 1951.)

322 **Inland Sea Bisan Seto, N. side—Uno Ko, S. ward Light buoy established**

Description Tamano Passage Light Buoy No. 1 was established about 550 metres east-southeastward of Inumodori Hana on April 3, 1951.
Position 550 metres 114⅔° from Inumodori Hana Light.
34° 27.0′ N., 133° 57.1′ E. (approx.)
Abridged description Fl. ev. 6 sec. 8½M.
Details Characteristic:—Flashing white every 6 seconds.
Elevation:—4.3 metres above water.
Visibility:—8.5 miles. Intensity:—120 cp.
Structure:—Black and white vertical striped cylindrical iron buoy with framework superstucture.
Charts 154 (Uno Ko and Approaches)—137A—137B—153—100A.

Publication Pub. 2, p. 118—Pub. 411, No. 519.5 (inserted).
Authority Lighthouse Division. (693761)
(N. M. No. 18, 1951.)

323 **Inland Sea Mihara Seto—Osaki-Kami Sima, N. side Existence of overhead wire**

Description An overhead wire was established between the following positions. The vertical clearance is 39 metres above high water.
Positions (a) 1,400 metres 290⅔° from Mebaru Saki Light (fixed white with red sector).
34° 16.7′ N., 132° 55.8′ E. (approx.)
(b) 450 metres 311½° from (a) above.
Note Position circles marked "Electric pole" will be charted in the above positions and connect them by dashed line marked "Overhead wire (39 metres avove high water)".
Charts 103—163.
Authority Onomiti-Itosaki Harbor Master. (502032)
(N. M. No. 18, 1951.)

324 (T.) **Kii Suido, W. shore—Komatusima Ko Dredging operations**

Description Dredging operations will be conducted in the following area as follows, mariners in the vicinity are warned not to interfere the works.
Area Bounded by a line joining the following 4 points.
(a) East Breakwater South Light (Fl. R.).
34° 00.3′ N., 134° 36.1′ E. (approx.)
(b) 380 metres 103° from (a) above.
(c) 130 metres 193° from (b) above.
(d) 380 metres 283° from (c) above.
Period From 0830 to 1700 daily, April 15, 1951 through March 31, 1952.
Chart 59 (Komatusima Ko and Tokusima Ko).
Authority 5th Regional Maritime Safety Headquarters. (788602)
(N. M. No. 18, 1951.)

325 **Kyusyu, W. coast Yatusiro Kai—Yatusiro Ko Buoy established**

Description Yatusiro Ko Buoy was established in the north side of the channel, about 0.5 mile eastward of Kaga Sima, Yatusiro Ko, on April 12, 1951.
Position 950 metres 86⅔° from the top of tree (44) on Kaga Sima.
32° 30.6′ N., 130° 33.4′ E. (approx.)
Type Black conical iron buoy with cylindrical topmark, 3.8 metres above water.
Charts 170—169—206.
Publications Pub. 105, p. 262—Pub. 411, No. 2795 (inserted).
Authority Lighthouse Division. (693754)
(N. M. No. 18, 1951.)

326 **Java, N. coast Surabaya Strait—West Gat, N. ward Information about light vessel**

Description Tg. Madung Pilot Light Vessel has been moved and reestablished about 6.7 miles westward of its charted position, and renamed "Surabaya West Pilot Light Vessel".
Position 8,050 metres 8° from Jamuang Reef Light (group flashing white).
6° 51.2′ S., 112° 44.1′ E. (appox.)
Abridged description Occ. ev. 6 sec. 12M.
Details Characteristic:—Occulting white every 6 seconds (light 3 seconds, eclipse 3 seconds). Visibility:—12 miles.
Structure:—Black hull with the name "Westervaarwater Surabaya" on each side in white.

Note	The symbol of light vessel marked "Pilot" will be charted in the above position, and the symbol of light vessel charted about 6.7 miles eastward of the above light vessel will be expunged with the note "Pilot".
Remark	The light vessel has a radar reflector at the top of mainmast.
Charts	993—989—990—953.
Publication	Pub. 19A, p. 86.
Authority	U. S. N. M. No. 10 (1411), 1951.

(N. M. No. 18, 1951.)

327 Corrections to charts and publication

(1) Charts 104 (Only the chart described as "Survey of the Japanese Hydrographic Department, 1927" in the title)

(a) In tidal information, "set to the eastward" and "set to the westward" are to be amended to "set to the southward" and "set to the northward" respectively.

(b) A depth "17" is to be charted 4,850 metres 68 1/3° from Ryuzin Sima Light, Kurusima Kaikyo, Inland Sea.
A depth "19" charted in the vicinity of the above position is to be expunged.
Approx. position: 34° 07.0′ N., 133° 04.8′ E.

(c) A depth "27" marked "Wreck (1924)" charted in the position 2,500 metres 156 2/3° from the above light is to be expunged.
A depth "28" marked "Wreck" and "Swept (1929)" is to be charted in position 2,550 metres 157° from the above light.

(d) The position of Imabari Ko East Breakwater Light, charted on the head of the breakwater, is to be amended to 100 metres 320 1/2° from its former position, and the abridged description is to be replaced by "Occ. ev. 6 sec. 12m. 11M. (U)".
The breakwater will be extended to the northwestward about 100 metre long and the depth "18" charted in the vicinity will be expunged accordingly.

(e) A position circle marked "Red Light" is to be charted 2,740 metres 154° from Ohama Light (Alt. R. G.) north-northwestward of Imabari Ko.
Approx. position: 34° 04.0′ N., 133° 00.3′ E.

(f) The name of cape, charted in the vicinity of Uma Sima, middle part of Kurusima Kaikyo, ウズ鼻 (Uzu Hana) is to be amended to ウヅ鼻 (Uzu Hana).

(g) The note "Stone pole, 3.9 metres high" charted against the position circle on the rock, south part of Tukura Ura entrance, west side of O Sima, will be replaced by a name of rock "Watamaki Iso".
Approx. position: 34° 09.4′ N., 133° 59.7′ E.

(h) A dangerous wreck marked "(P.A.) (1934)" is to be charted 1,900 metres 26° from Ikeda Iso Light, Kurusim Kaikyo north entrance.
Approx. position: 34° 09.5′ N., 132° 56.8′ E.

(Hydrographic Office) (791048)

(2) Chart 141.
A black and white vertical strided cylindrical light buoy is to be charted 2.35 miles from Turu Sima Light, Turu Sima Suido Inland Sea, and "B. W.", "Fl. ev. 4 sec. 7 1/2M." and "(No. 14)" are to be marked against it.
The light buoy charted about 400 metres southeastward of the above position is to be expunged from the chart with its note.
Approx. position: 33° 52.5′ N., 132° 35.9′ E.
(N. M. No. 16 (294), 1951 refers.)

(Hydrographic Office)

(3) Chart 164.
A black and white vertical striped cylindrical light buoy will be charted 3,940 metres 26° from Turu Sima Light, Turu Sima Suido, Inland Sea, and "B. W.", "Fl. ev. 6 sec. 7 1/2M." and "(No. 1)" will be marked against it.
Approx. position: 33° 55.3′ N., 132° 39.6′ E.
(N. M. No. 15 (275), 1951 refers.)

(Hydrographic Office)

(4) N. M. No. 15 (274), of 1951.
In abridged description (b), "7 1/2M." is to be amended to "8 1/2M".

(Hydrographic Office)

328

New edition of special chart

No.	Title	Date	Size	Price (Yen)	Page & col. of Catal.
6120[210]	Set Net Chart on the Coast of Tottori-Ken Approaches to Tottori Ko, and Approaches to Miho Wan	April, 1951	1/4	35	5—III 6—I

Supplement

(183) Honsyu, E. coast—Kuzyukuri Hama About A. A. firing

Antiaircraft firing exercises in Katakai Area, Kuzyukuri Hama, previously reported to be conducted until April 30, 1951, has been postponed until May 15, 1951, mariners in the vicinity are warned to exercise caution.
Area: Within 15.3 miles (31,000 yards) seaward of Katakai approximately in 35° 30′ N., 140° 27′ E.
Period: From 1200 to 1800, Monday through Friday, April 30 through May 15, 1951.
(Chart 87, Pub. 452 Suppl., p. 7 and N.M. No. 15 Supl. (153), 1951 refer.)

(Liaison Bureau, Ministry of Foreign Affairs) (783147(53))

(184) Osaka Ko—Section IV Dredging operations

Dredging operations will be conducted from sunrise to sunset daily, April 17 through May 31, 1951, in the following area in the south part of the entrance to Kizu Kawa Unga (canal).
Area: 40 metres wide, northward of a line joining the following 2 points.
(a) 1,340 metres 61° from Kizukawasiri South Breakwater Light (on the shore).
34° 37.8′ N., 135° 27.4′ E. (approx.)
(b) 125 metres 101°from (a) above (on the shore).
Marking: Red flag will be displayed on the dredger.
(Chart 123 refers.)

(Osaka Harbor Master) (780601)

(185) New charts sales office established

The following new chart sales office has been established on April 20, 1951.

Name	Address
Nippon Yusen K. K. Kusiro Sales Office	No. 7, 3-Tyome, Nisiki-Tyo, Kusiro City.

(Nippon Yusen K. K.) (705134)

(186) Dangers to Navigation

Date & time reported	Position	Reference chart	Authority
(a) Derelicts			
1250, April 23 Sampan	About 8 miles NW. of Hime Sima Light, Suo Nada, Inland Sea. 33° 47.6′ N., 131° 33.9′ E.	1101	S. S. Minatokawa Maru No. 7 (788682)
1800, April 23 Tank	About 2.4 miles NE. of Daito Saki Kuzyukuri Hama, E. coast of Honsyu. 35° 20′ N., 140° 27′ E.	87	S. S. Taiho Maru (788686)
(b) Drifting mines			
1645, April 20	North Pacific Ocean. 34° 00′ N., 155° 56′ E	1006	S. S. Transoceanic (788681)

0900, April 21	About 5 miles E. of Katuura Light, E. coast of Honsyu. 35° 08.6′ N., 140° 25.5′ E.	87	3rd Regl. M. S. Hq. (788683)
0548, April 23	About 4 miles ESE. of Muroto Saki Light, S. coast of Sikoku. 33° 14.0′ N., 134° 15.4′ E.	77	S. S. Emilie Maersk (788685)

Notices

Public Announcement from Ministry of Transportation, Japanese Government

In accordance with paragraph 26 C (1) and (2), Circular 3, General Headquarters, Supreme Commander for the Allied Powers of 1950, as recently amended, any foreign marchant vessels authorized to enter a Japanese port on and after 1 May 1951 is requested to transmit, 72 hours or not less than 48 hours prior to an estimated time of arrival at an intended port of entry, the name of intended port of entry, the estimated time of arrival and the name of vessel to the Maritime Bureau, Yokohama. This message will be sent via one of the Japanese commercial coastal radio stations as listed in the "List of Coast Stations and Ship Radio Stations", published by the Bureau of International Telecommunications Union—Geneve—or as revised by the latest "List of Japanese Coast and Ship Radio Stations", promulgated under the provisions of Memorandum for the Japanese Government, AG 676.3 (14 July 47) CCS, SCAPIN 1744, General Headquarters, Supreme Commander for the Allied Powers, 14 July 1947, as amended. Please note that the telegraphic address of the Maritime Bureau, Yokohama is KMBHAMA.

The following charts will be issued shortly.

New edition of special charts

No.	Title
6034 (1—24)	Current Chart of the Adjacent Seas of Japan
7002	Bottom Sediment Chart of Toyama Wan
7108	The Western Sea of Kyusyu (Coastal Fishery Chart)

Ministry of Postal Services Notification No. 150

May 4, 1951

In accordance with the provisions of Article 3 of the Mail Regulation (Ministry of Communications Ordinance No. 34 of 1947) and Article 5 of the Foreign Mail Regulation (Ministry of Postal Services Ordinance No. 13 of 1950), the following shall be added to "a fixed period is provided" in the Ministry of Communications Notification No. 1400 of July, 1931 (the matters concerning the use of date-stamp combined with designs and characters):

Minister of Postal Services
TAMURA Bunkichi

Tokyo-To Shitaya Post Office

Chiba-ken Choshi Post Office



Name of post offices shall be used separately.

From May 3 to 6, 1951

Kyoto-Fu Higashi-yama Post Office

From May 4 to 8, 1951

Gumma-ken Ota Post Office

From May 7 to 9, 1951

Gifu-ken Takegabana Post Office

From May 8 to 9, 1951

Ministry of Postal Services Notification No. 151

May 4, 1951

In accordance with the provisions of Article 3 of the Mail Regulation (Ministry of Communications Ordinance No. 34 of 1947) and Article 5 of the Foreign Mail Regulation (Ministry of Postal Services Ordinance No. 13 of 1950), the following special date-stamp shall be used in commemoration of the proclamation of the Children Charter:

Minister of Postal Services
TAMURA Bunkichi

1. Post office using of date-stamp

Tokyo Central, Kojimachi, Kanda, Nihombashi, Kyobashi, Akasaka, Azabu, Shinjuku, Hongo, Shitaya, Shibuya, Yokohama, Kanagawa, Yokohama-naka, Urawa, Maebashi, Chiba, Mito, Utsunomiya, Kofu, Nagano, Niigata, Nagoya Central, Nagoya-higashi, Nagoya-naka, Tsu, Shizuoka, Gifu, Kanazawa, Fukui, Toyama, Osaka Central, Osaka-higashi, Kyoto Central, Nakagyo, Kobe Central, Nara, Otsu, Wakayama, Hiroshima, Hiroshima-ekimae, Ujina, Tottori, Matsue, Okayama, Yamaguchi, Matsuyama, Tokushima, Takamatsu, Kochi, Kumamoto, Kumamoto-tsuboi, Nagasaki, Nagasaki-motohakata, Hakata, Fukuoka, Nishi-fukuoka, Oita, Saga, Miyazaki, Kagoshima, Sendai, Fukushima, Morioka, Aomori, Yamagata, Akita, Sapporo, Hakodate, Otaru, Asahikawa, Muroran, Kushiro and Obihiro Post Offices

1. Period for use of date-stamp

May 5, 1951

1. Way of use of date-stamp

The special date-stamp shall be used at the time of acceptance for prepaid letters and postal cards. However, it shall be used in case extending to the window at request. Furthermore, the usage of the stamp shall be granted against postal cards of the Ministry of Postal Services issue (as regards cards of former postage rate, they are to be affixed with postage stamp equivalent to the difference between new and old postage rates) on the very day used and thirteen days hereafter or postage stamp of denomination more than two *yen* affixed to mail matters for the purpose of commemoration.

1. Form of date-stamp

Form of the date-stamp shall be as follows: names of post office shall be used separately. However, in case there are two or more post offices using the date-stamp in the same administrative city, the stamp shall bear the name of the city instead of the each post office.



Ministry of Telecommunications Notification No. 79

May 4, 1951

In accordance with the provisions of Article 26 pararagraphs 1 and 2 and Article 27 paragraph 4 of the Ministry of Telecommunications Establishment Law (Law No. 245 of 1948), the following local telephone or telegraph office was established as from March 1, 1951:

Minister of Telecommunications
TAMURA Bunkichi

Local telephone or telegraph office		Local organization concerned		
Name	Location	District	Division	Bureau
Nakaoki Radio Repeater Station	Kanazawa-mura, Sado-gun, Niigata-ken	Niigata Radio	Niigata	Shin-etsu

Ministry of Construction Notification No. 409

May 4, 1951

In accordance with Article 2 of the Torrential Improvement Law, the tracts of land requiring torrent preventing works are hereby designated as follows:

Minister of Construction
MASUDA Kaneshichi

Gumma-ken

The Osawa River

All the plots of land in No. 11, No. 11-1, No. 11-2, No. 13-1, No. 13-2, No. 13-3, No. 14, No. 15-1, No. 15-2 Aza Tsukurimichi, Oaza Osawa, No. ko-211, No. otsu-211, No. 212, No. otsu-212, No. otsu-213, No. 213-1, No. ko-213-2, No. 214, No. 222, No. 223-1, No. 223-2, No. 224, No. 255, No. 243-1, No. 243-2, No. 244 to No. 247, No. 255, No. 257, No. otsu-259, No. ko-259, No. 260, No. 261-1, No. 261-2, No. 262-3, No. 262-4, Aza Morimae, Oaza Higashiya; the land of road and the water-way between the line prolonged from the upstream boundary of No. 13-3 to the opposite bank and the line prolonged from the downstream boundary of No. 11 Aza Tsukurimichi, Oaza Osawa to the opposite bank; the area faced to the road from the line

connected the signal poles No. 1, No. 2 within No. 237; the land of road between the line connected the upstream boundary of No. 235, No. 223–1 and the No. ko–211; the between the line prolonged from the downstream boundary of No. 262–3 to the opposite bank and the line prolonged from the downstream boundary of No. 243–2, Aza Morimae, Oaza Higashiya, Tago-mura, Tano-gun to the opposite bank and all the land of road lie between abovementioned area.

The Yuu River

All the plots of land in No. hei–5386, No. otsu–5384, No. 5386–1, No. 5386–4, No. otsu–5386, No. 5387, No. otsu–5387, No. otsu–5388, No. otsu–5389, Aza Funasawa, No. otsu–5854, No. hei–5853, Aza Denida; out of No. 5388, No. 5389, Aza Funasawa; the area faced to the river from the line connected the signal poles No. 6 to No. 8; out of No. ko–6145, Aza Kuromoto, the area faced to the river from the line connected the signal poles No. 1 to No. 3; out of No. hei–6141, No. otsu–6141, Aza Oishidaira; the area faced to the river from the line connected the signal poles No. 3 to No. 5; the entire area of the river-bed land owned by the Government between the line connected the line upstream boundary of No. hei–5853 Aza Denida, No. otsu-6136, Aza Oishidaira, and the line prolonged from the downstream boundary of No. hei–5386, Aza Funasawa, Akihata-mura, Kanra-gun to the opposite bank and the water-way and the land of road lie between abovementioned area.

The Yagawa River (the Nikurazawa)

All the plots of land in No. 11189, No. 11188, No. 11179–2, No. otsu–11179, No. 11191, No. ko–11191, No. otsu–11191, No. hei–11191, No. 11192, No. 11193, No. ko–11194, No. otsu–11194, No. otsu–11195, No. hei–11195, No. ko–11190, No. otsu–11190; out of No. 11185, the area faced to the river from the line connected the signal poles No. 1, No. 2; out of No. ko–11179–1, the area faced to the river from the line connected the signal poles No. 3, No. 4; the area faced to the river from the line connected the signal poles No. 5 to No. 7; the entire area of the river-bed land owned by the Government between the line prolonged from the upstream boundary of No. 11178 to the opposite bank and the line prolonged from the downstream boundary of No. 11185, Aza Nikurazawa, Oaza Nishinomaki, Saimoku-mura, Kanra-gun to the opposite bank and the land of road and the water-way lie between abovementioned area.

Ministry of Construction Notification No. 410

May 4, 1951

In accordance with Article 2 of the Torrential Improvement Law, the tracts of land requiring torrent preventing works are hereby designated as follows:

Minister of Construction
MASUDA Kaneshichi

Gumma-ken

The Koshin River

All the plots of land in No. 581, No. 583, No. 584, No. 585, No. 586, No. ko–588, No. otsu–588, Aza Mukaibayashi, No. 561, No. 562, No. 565–2, No. 563–1, No. 563–2, Aza Nishihara, No. 1063 Aza Higashihara; out of No. 582, No. 614, Aza Mukaibayashi, the area faced to the river the line connected the signal poles No. 1, No. 2; out of No. hei–610, No. otsu–612, No. 589, Aza Mukaibayashi, the area faced to the river the line connected the signal poles No. 2 to No. 5; out of No. 615, Aza Mukaibayashi, the area faced to the river the line connected the signal poles No. 6, No. 7; out of No. hei–560, Aza Nishihara, the area faced to the river the line connected the signal poles No. 8 to No. 10; the entire area of the river-bed land owned by the Government between the line prolonged from the downstream boundary of No. 1066, Aza Higashibara to the opposite bank and the line prolonged from the downstream boundary of No. 581, Aza Mukaibayashi to the opposite bank; and between the line prolonged from the upstream boundary of No. 530, Aza Nishihara, Oaza Haranogo, Fujimi-mura, Seta-gun to the opposite bank and the mainstream; and the land of road and the water-way lie between abovementioned area.

The Tange River

All the plots of land in No. ko–1958, No. otsu–1958, No. otsu–1957, No. otsu–1955, No. otsu–1952, No. 1951, No. otsu–1947, No. otsu–1946, No. otsu–1944, Aza Jonokoshi, No. 856, No. otsu–869, No. otsu–870, No. otsu–880, No. 881, Aza Hiroo; out of No. 671–2, No. 671–3, Aza Kozabu, the area faced to the river the line connected the signal poles No. 1 to No. 4; out of No. otsu–858, Aza Hiroo, the area faced to the river the line connected the signal poles No. 5 to No. 7; out of No. otsu–860, No. otsu–861, Aza Hiroo, the area 10 meters width from the boundary line (national land——private land) of river; out of No. ko–861, Aza Hiroo, the area faced to the river from the line connected the signal poles No. 8, No. 9; the entire area of the river-bed land owned by the Government between the line prolonged from the upstream boundary of No. otsu–882, Aza Hiroo to the opposite bank and the line connected the signal poles No. 5 within No. otsu–858, Aza Hiroo, No. 1 within No. 671–3, Aza Kozabu, Oaza Kamisawatari, Sawada-mura, Agatsuma-gun.

The Arato River

All the plots of land in No. 845, No. 846, No. 847–1, No. 847–2, Aza Ko-araizeki, No. otsu–681, Aza Otsu-araizeki, Oaza Kashiwagura, No. 883, Aza Yagenji-nigo, Oaza Akagisan; out of No. 838, No. 841, Aza Otsu-osawa, Oaza Kashiwagura, the area faced to the river from the line connected the signal poles No. 1, No. 2; out of No. 880, No. 881, No. 882, Aza Yagenji-nigo, the area faced to the river from the line connected the signal poles No. 3, No. 4; out of No. 884, Aza Yagenji-nigo, the area faced to the river from the line connected the signal poles No. 5, No. 6; the entire area of the river-bed land owned by the Government between the line prolonged from the upstream boundary of No. 880 to the opposite bank and the line prolonged from the downstream boundary of No. 884, Aza Yagenji-nigo, Oaza Akagisan, Miyagi-mura, Seta-gun to the opposite bank.

All the plots of land in No. 918, No. 919, No. 920, No. 921, No. 922, No. 923, No. 2267, Aza Rogo, Oaza Tobichi, No. 27, Aza Minami-goto, Oaza Miyozawa, No. 846, No. 847, Aza Yagenji-ichigo, No. 851, No. 852, No. 854, No. 858, Aza Yegenji-nigo, Oaza Akagisan; out of No. 28–1, No. 28–3, Aza Minami-goto, Oaza Miyozawa, the area faced to the river from the line connected the signal poles No. 10, No. 11; out of No. 850, Aza Yagenji-ichigo, the area faced to the river from the line connected the signal poles No. 8, No. 9; out of No. 849, Aza Yagenji-ichigo, Oaza Akagisan, the area faced to the river from the line connected the signal poles No. 7, No. 8; the entire area of the river-bed land owned by the Government between the line prolonged from the upstream boundary of No. 27, Aza Minami-goto, Oaza Miyozawa to the opposite bank and the line prolonged from the downstream boundary of No. 854, Aza Yagenji-nigo, Oaza Akagisan, Miyagi-mura; the water-way and the land of road in abovementioned area.

All the plots of land in No. 413, Aza Minami-sakanoshita, Oaza Miyozawa, No. 534, Aza Jindobara, Oaza Akagisan; out of No. 409, Aza Minami-sakanoshita, Oaza Miyozawa; the area faced to the river from the line connected the signal poles No. 12, No. 13; out of No. 415, Aza Minami-sakanoshita, Oaza Miyozawa; the area faced to the river from the line connected the signal poles No. 14, No. 15, No. 16; out of No. 535, Aza Jindobara, Oaza Akagisan, the area faced to the river from the line connected the signal poles No. 17, No. 18 (upstream); the entire area of the river-bed land owned by the Government between the line prolonged from the upstream boundary of No. 415, Aza Minami-sakanoshita, Oaza Miyozawa to the opposite bank and the line connected the signal poles No. 17, No. 18 within Aza Jindobara, Oaza Akagisan, Miyagi-mura, Seta-gun.

The Funako River

All the plots of land in No. 86, No. 87–2, No. 87–1, No. 93, No. 94, Aza Oido, No. 238, Aza Haginokubo, No. otsu–239, No. ko–239, Aza Sakai; out of No. 88, No. 89, No. 91, Aza Oido, the area faced to the river from the line connected the signal poles No. 1 to No. 4; out of No. 237, No. 232, No. 231, No. 229, Aza Haginokubo, the area faced to the river from the line connected the signal poles No. 5 to No. 9; out of No. 240, Aza Sakai, the area of 7 meters width from the boundary line (national land——private land); out of No. 285, Aza Sakai, the area faced to the river from the line connected the signal poles No. 10, No. 11; the entire area of the river-bed land owned by the Government between the line prolonged from the upstream boundary of No. 225, Aza Haginokubo, Oaza Kodaira, Mamba-cho, Tano-gun to the opposite bank and the confluence of the Kanna River.

The Yubunezawa

All the plots of land in No. 1071, No. ko–1065, No. otsu–1065, No. 1007, No. 1223, Aza Kami-gawara, No. 1083 to No. 1086, No. 1092, No. 1094, No. 1095 to No. 1097, Aza Kawaharada, No. 967, No. ko–970, No. otsu–975, No. 976, No. 921 to No. 925, No. 918, No. otsu–926, No. 926–3, No. 927 to No. 929, No. ko–930, No. otsu–930, No. otsu–945, No. otsu–947, No. 964 to No. 966, Aza Shimotsu, No. Mubanchi (i), (ro), Aza Yubune; out of No. 1081, No. 1082, the area faced to the river from the line connected the signal poles No. 1 to No. 3; out of No. 1067, No. 1066, the area faced to the river from the line connected the signal poles No. 4, No. 5; out of No. 1006, Aza Kami-gawara, the area faced to the river from the line connected the signal poles No. 6, No. 7; out of No. 1087, the area faced to the river from the line connected the signal poles No. 13, No. 14; out of No. 1091, the area faced to the river from the line connected the signal poles No. 15, No. 16; out of No. 1093, No. 1105, Aza Kawarada, the area faced to the river from the line connected the signal poles No. 17, No. 18; all the plots of the Government area (mubanchi) between the line downstream boundary of No. otsu–930, Aza Yubune and the line prolonged from the downstream boundary of No. 966, Aza Yubune; out of No. 968, No. 969, No. 973, Aza Yubune, the area faced to the river from the line connected the signal poles No. 7 to No. 10; out of No. 977, Aza Yubune, the area faced to the river from the line connected the signal poles No. 11, No. 12; out of No. 933, No. 944, No. 945, No. 947, No. 961, No. 962, Aza Yubune, the area 10 meters width from the boundary line (national land——private land) of river; the entire area of the river-bed land owned by the Government between the line prolonged from the upstream boundary of No. 1401, Aza Yamane to the opposite bank and the confluence to the mainstream; between the line prolonged from the upstream boundary of No.

1081, Aza Kami-kawara, Oaza Shimotsu, Momono-mura, Tone-gun to the opposite bank and the line prolonged from the signal poles No. 1 to the opposite bank; the land of road and the water-way in abovementioned area.

The Ayu River

All the plots of land in No. 543, No. 545, No. otsu-551-1, No. otsu-551-2, No. hei-553, No. otsu-556, No. otsu-557, No. otsu-562-ko, No. otsu-562-hei, Aza Hosogaito; out of No. ko-618, Aza Hosogaito; the area faced to the river from the line connected the signal poles No. 1 to No 3; out of No. 613, Aza Hosogaito, the area 15 meters width from the boundary line (national land——private land) of river; out of No. ko-611, No. ko-612, Aza Hosogaito, the area faced to the river from the line connected the signal poles No. 4 to No. 6; out of No. 603, No. otsu-603, No. 604, Aza Kogashiwa, the area faced to the river from the line connected the signal poles No. 6 to No. 9; out of No. otsu-997, Aza Yagake, the area faced to the river from the line connected the signal poles No. 10 to No. 12; out of No. 998, No. otsu-998, No. otsu-999-1, Aza Yagake, the area faced to the river from the line connected the signal poles No. 14, No. 15; out of No. 529, No. otsu-543, Aza Kogashiwa, the area faced to the river from the line connected the signal poles No. 15 to No. 18; out of No. 546, No. 550, No. 551, Aza Kogashiwa, the area 10 meters width from the boundary line (national land——private land) of river; out of No. otsu-552, No. ko-552 Aza Kogashiwa, the area faced to the river from the line connected the signal poles No. 17 to No. 19; the entire area river-bed land owned by the Government between the line prolonged from the upstream boundary of No. otsu-603, Aza Kogashiwa to the opposite bank and the line connected the signal poles No. 1 within No. ko-618, Aza Hosogaito, No. 10 within No. otsu-997, Aza Yagake, Oaza Kamihino, Hino-mura, Tano-gun.

The Funako River

All the plots of land in No. 550, No. 549, Aza Suzunami, No. 571, No. 570, Aza Takasuke, No. ko-569, No. otsu-568, Aza Kawadaira; out of No. otsu-546, Aza Suzunami, the area faced to the river from the line connected the signal poles No. 1, No. 2; out of No. otsu-536, No. otsu-535, Aza Suzunami, the area faced to the river from the line connected the signal poles No. 3 to No. 5; out of No. 551, No. 552, No. 555, Aza Kawadaira, the area faced to the river from the line connected the signal poles No. 6 to No. 9; the entire area of the river-bed land owned by the Government between the line prolonged from the upstream boundary of No. otsu-535, Aza Suzunami to the opposite bank and the line prolonged from the downstream boundary of No. otsu-546, Aza Suzunami, Oaza Hebara, Nakazato-mura, Tano-gun to the opposite bank.

The Sakazawa

All the plots of land in No. 2203, No. 2204, No. 2205, No. 2208, Aza Tana; out of No. 2206, the area faced to the river from the line connected the signal poles No. 1, No. 2; out of No. 2200-1, the area faced to the river from the line connected the signal poles No. 3, No. 4; out of No. 2446, Aza Hatake, the area faced to the river from the line connected the singal poles No. 5 to No. 8; out of No. 244, Aza Hatake, the area faced to the river from the line connected the signal poles No. 8, No. 9; the entire area of the river-bed land owned by the Government between the line prolonged from the upstream boundary of No. 2203, Aza Tana to the opposite bank and the line prolonged from the downstream boundary of No. 2208, Aza Tana, Oaza Tsuchiide, Katashina-mura, Tone-gun to the opposite bank; the land of road in abovementioned area.

The Otatsuzawa

All the plots of land in No. 372, No. 385, No. 386, No. 387, No. ko-390-1, No. ko-290-2, No. otsu-390, Aza Tatsuzawa, Oaza Shimodaira, Katashina-mura, No. 1567, No. 1568, No. 1569, Aza Otatsuzawa, Oaza Hirakawa, Azuma-mura; out of No. 339, the area faced to the river between from the line connected the signal poles No. 1, No. 2 and the upstream; out of No. otsu 370, the area faced to the river from the line connected the signal poles No. 3, No. 4; out of No. 388, No. 395-1, the area faced to the river from the line connected the signal poles No. 5, No. 6; out of No. 415, Aza Tatsuzawa, Oaza Shimonodaira, Katashina-mura, the area faced to the river between from the line connected the signal poles No. 7, No. 8 and the downstream boundary; out of No. 1565, Aza Otatsuzawa, Oaza Hirakawa, Azuma-mura, the area faced to the river from the line connected the signal poles No. 9 to No. 17; the entire area of the river-bed land owned by the Government between the line connected the signal poles No. 1 within No. 239, Aza Tatsuzawa, Oaza Shimodaira, Katashina-mura No. 9 within No. 1565, Aza Otatsuzawa, Oaza Hirakawa, Azuma-mura and the line prolonged from the upstream boundary of No. 1565, Aza Otatsuzawa, Oaza Hirakawa, Azuma-mura to the opposite bank; the land of road in abovementioned area.

All the plots of land in No. 77-3, Aza Nishihira, Oaza Shimodaira, Katashina-mura; out of No. 66, the area faced to the river from the line connected the signal poles No. 18, No. 19; out of No. 77-2, the area faced to the river from the line connected the signal poles No. 19 to No. 22; out of No. 339, Aza Nishihira, Oaza Shimodaira, Katashina-mura, the area faced to the river from the line connected the signal poles No. 22, No. 23; out of No. 1524, Aza Otatsuzawa, Oaza Hirakawa, Azuma-mura, the area faced to the river from the line connected the signal poles No. 24 to No. 28; the entire area of the river-bed land owned by the Government between the line prolonged from the downstream boundary of No. 76, Aza Nishihira, Oaza Shimodaira, Katashina-mura to the opposite bank and the line prolonged from the upstream boundary of No. 1524, Aza Otatsuzawa, Oaza Hirakawa, Azama-mura to the opposite bank.

Ministry of Construction Notification No. 411

May 4, 1951

In accordance with Article 2 of the Torrential Improvement Law, the tracts of land requiring torrent preventing works are hereby designated as follows:

Minister of Construction
MASUDA Kaneshichi

Gumma-ken

The Mozawa

All the plots of land in No. 672, No. 674, No. 671-2, No. 675-2, No. 796-2, No. 701, No. 696, Aza Miyazawa, No. 1775 to No. 1777, No. 1791, Aza Juniyama, No. 2545, Aza Miyanoue, No. 1829, Aza Tanokubo; out of No. 671-1, No. 675-1, No. 796-1, No. 685, No. 684, No. 682, No. 681, the area faced to the river from the line connected the signal poles No. 1 to No. 3; out of No. 688, No. 689; the area faced to the river from the line connected the signal poles No. 11, No. 12; out of No. 697, the area faced to the river from the line connected the signal poles No. 4, No. 5; out of No. 693, No. 694, Aza Miyazawa, the area faced to the river from the line connected the signal poles No. 13, No. 14; out of No. 695, Aza Miyazawa, the area 10 meters width from the boundary line (national land——private land) of river; out of No. 1778 to No. 1781, No. 1786, No. 1790, Aza Juniyama, the area faced to the river from the line connected the signal poles No. 6 to No. 10; out of No. 2537, No. 2519, No. 2518, No. 2515, No. 2513, No. 2514, Aza Miyanoue, the area faced to the river from the line connected the signal poles No. 15 to No. 18; out of No. 1803, No. 1805, Aza Juniyama, the area faced to the river from the line connected the signal poles No. 19 to No. 21; out of No. 1830, Aza Tanokubo, the area faced to the river from the line connected the signal poles No. 22, No. 23; No. 2376, Aza Ohikage; out of No. 2375, No. 2374, No. 2370, Aza Ohikage, the area faced to the river from the line connected the signal poles No. 24 to No. 27; the entire area of the river-bed land owned by the Government between the line prolonged from the upstream boundary of No. 1830, Aza Tanokubo to the opposite bank and the line prolonged from the downstream boundary of No. 672, Aza Miyazawa, Oaza Miyukida, Toyoaki-mura, Kita-gumma-gun; the land of road and the water-way in abovementioned area.

The Uchikoshizawa

All the plots of land in No. 862-2, No. otsu-863, No. 865, Aza Idenomori, No. otsu-1094, No. otsu-1095, Aza Higashidani; out of No. 860, the area faced to the river from the line connected the signal poles No. 1, No. 2; out of No. 862-1, the area faced to the river from the line connected the signal poles No. 3, No. 4; out of No. ko-863, No. 864, Aza Idenomori, the area faced the road from the line connected the signal poles No. 5 to No. 7; out of No. ko-1094, No. ko-1095, the area faced to the river from the line connected the signal poles No. 8 to No. 10; out of No. 1091, Aza Higashidani, the area faced to the river from the line connected the signal poles No. 11, No. 12; out of No. 1053, Aza Okizawa, the area faced to the river (downstream) from the line connected the signal poles No. 13 to No. 15; the entire area of the river-bed land owned by the Government between the line connected the signal poles No. 12 within No. 1091, Aza Higashidani, No. 13 within No. 1053, Aza Okizawa and the line prolonged from the downstream boundary of No. ko-1095, Aza Idenomori to the opposite bank; out of No. 915-1, Aza Inarizuka, the area faced to the Aza-boundary line from the line connected the signal poles No. 16, No. 17; out of No. 916, Aza Tsukaana, the area faced to the road from the line connected the signal poles No. 18, No. 19; out of No. 981, No. 982-1, Aza Suwahira, the area faced to the road from the line connected the signal poles No. 20, No. 21; out of No. 980, Aza Sasahara, the area faced to the road from the line connected the signal poles No. 21, No. 22; all the plots of land in No. ko-984, No. otsu-984, No. ko-983, No. otsu-983, No. otsu-982, No. 981-2, Aza Suwahira, No. otsu-979, Aza Sasahara, Oaza Hara, Niyu-mura, Kanra-gun; the land of road and the water-way in abovementioned area.

The Karaborizawa

All the plots of land in No. 187, No. 194; out of No. 175, No. 176, No. 177, the area faced to the road from the line connected the signal poles No. 7 to No. 10; out of No. 188, the area faced to the west from the line connected the signal poles No. 5, No. 6; out of No. 195, the area faced to the east from the line connected the signal poles No. 1, No. 2; out of No. 197, Aza Machiura, Oaza Sarugakyo, Niiharu-mura, Tone-gun, the area faced to the east from the line connected the signal poles No. 3, No. 4; the land of road in abovementioned area.

The Kunugizawa

All the plots of land in No. 1186, No. 1187; out

of No. 1185, the area faced to the river from the line connected the signal poles No. 1, No. 2; out of No. 1198, No. ko-1200, the area faced to the river from the line connected the signal poles No. 3 to No. 5; out of No. 1192, the area faced to the river from the line connected the signal poles No. 6 to No. 10; out of No. ko-1193, the area faced to the river from the line connected the signal poles No. 11, No. 12; out of No. ko-1194, the area faced to the river from the line connected the signal poles No. 13, No. 15; the entire area of the river-bed land owned by the Government between the line connected the signal poles No. 10 within No. 1192, No. 11 within No. ko-1193, Aza Kami-akubara, Oaza Iwado, Iwado-mura, Kanra-gun; the land of road in abovementioned area.

The Yagawa River

All the plots of land in No. otsu-11235, No. hei-11237, Aza Omukai, No. otsu-10859, Aza Takadate, No. 10821, Aza Mukai, No. ko-10977, No. otsu-10977, Aza Takumigaida; out of No. 11226, No. 11227, No. ko-11231, No. 11232, No. ko-11235, No. ko-11237, Aza Omukai, the area faced to the river from the line connected the signal poles No. 1 to No. 6; out of No. 10859, the area faced to the river from the line connected the signal poles No. 12, No. 13; out of No. 10860, Aza Takadate, the area faced to the river from the line connected the signal poles No. 14, No. 15; No. 10842, No. 10846, No. otsu-10848, No. 10849, Aza Nishikawakubo; out of No. 10847, No. ko-10848, No. 10850, No. 10851, No. 10852, Aza Nishikawakubo, the area faced to the river from the line connected the signal poles No. 7 to No. 11; out of No. ko-10825, No. 10822, Aza Mukai, the area faced to the road from the line connected the signal poles No. 16 to No. 18; out of No. 10820, Aza Mukai, the area faced to the river from the line connected the signal poles No. 19 to No. 21; out of No. ko-10987, No. ko-10988, No. ko-10989, No. ko-10990, Aza Takumigaida, the area faced to the river from the line connected the signal poles No. 22 to No. 27; the entire area river-bed land owned by the Government between the line connected the upstream boundary of No. ko-10992, Aza Takumigaida, signal pole No. 21 within No. 10820, Aza Mukai and the line connected the signal pole No. 1 within No. 11226, Aza Omukai, the downstream boundary of No. ko-10862, Aza Takadate, Oaza Nishinomaki, Saimoku-mura, Kanra-gun; the land of road and the water-way in abovementioned area.

The Shinazawa

All the plots of land in Kan-yu Mubanchi, Aza Orihara; out of No. 3364, No. 3368, No. 3377, Aza Uedaira, the area faced to the river from the line connected the signal poles No. 1 to No. 8; out of No. 3905; the area faced to the river from the line connected the signal poles No. 9, No. 10; out of No. 3904, the area faced to the river from the line connected the signal poles No. 11 to No. 13; out of No. 3902-1, No. 3865, Aza Orihara, the area 6 meters width from the boundary line (the left bank——the land of road); the entire area of the river-bed land owned by the Government between the line prolonged from the upstream boundary of No. 3377, Aza Uedaira to the opposite bank and the line prolonged from the line connected the signal poles No. 1, No. 2 within No. 3364, Aza Uedaira, Shibukawa-cho, Kita-gumma-gun to the opposite bank; the land of road in abovementioned area.

The Yagawa River

All the plots of land in No. hei-14835, Aza Akaiwa, No. otsu-5433, Aza Hinata-karatake, No. otsu-14828, Aza Nishi-kuwahara; out of No. ko-14823, the area faced to the river from the line connected the signal poles No. 1, No. 2; out of No. otsu-14827, Aza Nishi-kuwahara, the area faced to the river from the line connected the signal poles No. 3, No. 4; out of No. 5436, No. 5437, No. 5438, Aza Sumomodaira, the area faced to the river from the line connected the signal poles No. 6 to No. 10; out of No. otsu-5432, No. ko-5432, No. ko-5433, No. 5434, Aza Hinata-karatake, the area faced to the river from the line connected the signal poles No. 11 to No. 17; the entire area of the river-bed land owned by the Government between the line connected the signal poles No. 11 within No. otsu-5432, Aza Hinata-karatake, No. 10 within No. 5438, Aza Sumomodaira and the line connected the upstream boundary of No. ko-14835, Aza Akaiwa, No. ko-14823, Aza Nishi-kuwahara, Oaza Nishinomaki, Saimoku-mura, Kanra-gun; the land of road and the water-way in abovementioned area.

The Hoshi River

Out of No. 660-1, No. 660-12, the area faced to the river from the line connected the signal poles No. 1 to No. 7; out of No. ko-662, Aza Hoshitoge, the area faced to the river from the line connected the signal poles No. 10 to No. 12; out of "i"-small group, 31 forest group, Nishi-iri-jigyoku, national forest, Aza Misakayama, the area faced to the river from the line connected the signal poles No. 8 to No. 10; the entire area of the river-bed land owned by the Government between the line prolonged from the signal pole No. 7 within No. 660-1 to the opposite bank the line connected the signal poles No. 1 within No. 660-1, No. 12 within No. ko-662, Aza Hoshitoge, Oaza Nagai, Niiharu-mura, Tone-gun.

The Byakozawa

All the plots of land in No. ko-114, No. otsu-114, No. 115, No. otsu-116, Aza Hosoo, Oaza Sukawa;

out of No. ko-116, Aza Hosoo, Oaza Sukawa, the area faced to the river from the line connected the signal poles No. 1, No. 2; out of No. 378, No. 412-2, Aza Ichinomiya, Oaza Irisukawa, the area faced to the river from the line connected the signal poles No. 3 to No. 5; the entire area of the river-bed land owned by the Government between the line prolonged from the upstream boundary of No. otsu-114, Aza Hosoo, Oaza Sukawa to the opposite bank and the line connected the signal poles No. 1 within No. ko-116, Aza Hosoo, Oaza Sukawa, No. 3 within No. 378, Aza Ichinomiya, Oaza Irisukawa, Niiharu-mura, Tone-gun; the land of road in abovementioned area.

The Dainichizawa

All the plots of land in No. 517-2, No. 517-7, Aza Hirose, No. 628, Aza Haketa; out of No. 517-1, No. 584, No. ko-579, the area faced to the river from the line connected the signal poles No. 1 to No. 6; out of No. 517-6, Aza Hirose, the area faced to the river from the line connected the signal poles No. 14, No. 15; out of No. 629, the area faced to the river from the line connected the signal poles No. 7, No. 8 (downstream); out of No. 626, No. 585, No. 587-1, Aza Haketa, the area faced to the river from the line connected the signal poles No. 9 to No. 13; the entire area of the river-bed land owned by the Government between the line connected the signal poles No. 6 within No. ko-679, Aza Hirose, No. 7 within No. 629, Aza Haketa and the line prolonged from the downstream boundary of No. 517-2, Aza Hirose, Oaza Yakatabara, Kawada-mura, Tone-gun to the opposite bank; the land of road in abovementioned area.

The Okkanazawa

Out of No. 476, the area faced to the river from the line connected the signal poles No. 1 to No. 5; out of No. 465-1, the area faced to the river from the line connected the signal poles No. 6 to No. 10; the entire area of the river-bed land owned by the Government between the line prolonged from the upstream boundary of No. 476 to the opposite bank and the line prolonged from the downstream boundary of No. 503-3, Aza Hirose, Oaza Yakatabara, Kawada-mura, Tone-gun to the opposite bank.

The Kanna River

All the plots of land in No. 1361, No. 1360, No. otsu-1358, No. 1352-2, Aza Hayabusa, No. 1344, No. 1345, Aza Kubo, No. hei-551, No. 546, No. 545, Aza Hachiman, No. 521, No. 520, No. ko-519, No. otsu-519, No. 518, No. ko-517, No. otsu-517, No. ko-514, No. otsu-514, No. ko-513, No. otsu-513, No. hei-513, No. ko-509, No. otsu-509, No. hei-509, No. ko-508, No. otsu-508, No. 507, Aza Aoyagi, No. 423, No. 421, No. 415, No. 414, Aza Hashiba, No. 401, No. 402, No. 403, Aza Machata, Oaza Nitsupa, No. otsu-727, No. otsu-724, No. otsu-723, Aza Sasanodaira, No. otsu-696, No. ko-695, No. otsu-695, No. ko-694, No. otsu-694, Aza Setobatake, No. 663, No. 681, No. 682, Aza Shimo-natsuuchi, No. otsu-632, No. otsu-629, Aza Naka-natsuuchi, No. 603, No. otsu-609, No. otsu-611, No. ko-612, No. otsu-613, No. 628, Aza Kami-natsuuchi, Oaza Katsuyama; out of No. ko-1381, the area faced to the river from the line connected the signal poles No. 1, No. 2; out of No. 1356, No. 1355, the area 10 meters width from the boundary line (national land——private land) of river; out of No. 1354, the area faced to the river from the line connected the signal poles No. 3, No. 4; out of No. 1352, No. 1348, No. 1347, Aza Hayabusa, the area faced to the river from the line connected the signal poles No. 5 to No. 8; out of No. 1341, Aza Kubo, the area faced to the river from the line connected the signal poles No. 9, No. 10; out of No. 553-1, No. 553-2, the area faced to the river from the line connected the signal poles No. 11, No. 12; out of No. 550, No. 549, Aza Hachiman, the area faced to the river from tde line connected the signal poles No. 13, No. 14; out of No. 515, No. 512, No. 510, the area faced to the river from the line connected the signal poles No. 15, No. 16; out of No. otsu-502, Aza Aoyagi, the area faced to the river from the line connected the signal poles No. 17, No. 18 (Oaza Nitsupa); out of No. ko-728, No. hei-728, No. ko-727, No. ko-724, No. 723, Aza Sasanodaira, the area faced to the river from the line connected the signal poles No. 19, No. 20; out of No. 679, No. 680, No. 683, Aza Shimo-natsuuchi, the area faced to the river from the line connected the signal poles No. 22 to No. 25; out of No. ko-632, No. ko-629, Aza Naka-natsuuchi, the area faced to the river from the line connected the signal poles No. 26, No. 27; out of No. 610, No. 611, No. ko-613, No. 626, No. 627, the area faced to the river from the line connected the signal poles No. 27 to No. 29; out of No. 602, No. 604, No. 605, No. ko-609, Aza Kami-natsuuchi, the area faced to the river from the line connected the signal poles No. 30 to No. 32 (Oaza Katsuyama); the entire area of the river-bed land owned by the Government between the line prolonged from the upstream boundary of No. ko-547, Aza Nitsupa-mukai, Oaza Katsuyama to the opposite bank and the line prolonged from the downstream boundary of No. ko-1381, Aza Hayabusa, Oaza Nitsupa to the opposite bank; the entire area of the river-bed land owned by the Government between the line prolonged from the upstream boundary of No. 1341, Aza Kubo, Oaza Nitsupa, Ueno-mura, Tano-gun to the opposite bank and the mainstream; the land of road and the water-way in abovementioned area.

The Nakanosawa

Out of No. 275, Aza Irisawa, the area faced to

the river from the line connected the signal poles No. 7, No. 8; out of No. 3340, Aza Uedaira, the area faced to the river from the line connected the signal poles No. 9 to No. 11; out of No. 3348, Aza Uedaira, the area faced to the river from the line connected the signal poles No. 11 to No. 15; out of No. 3338, Aza Nakago, the area faced to the river from the line connected the signal poles No. 1 to No. 6; out of No. 3331-1, Aza Nakago, the area 6 meters width from the boundary line (national land——private land) of river; the entire area of the river-bed land owned by the Government between the line prolonged from the upstream boundary of No. 3331-1 to the opposite bank and the line prolonged from the line connected the signal poles No. 1, No. 2 within No. 3338, Aza Nakago, Shibukawa-cho, Kita-gumma-gun to the opposite bank.

The Kaminoyamazawa

All the plots of land in No. 52, No. ko-54, Aza Ryudo, Oaza Rokuchome, No. 50, No. ko-51, No. otsu-51, Aza Yamane, No. 5340, Aza Yashiki-dori, Oaza Nanachome; out of No. ko-53, No. otsu-53, No. otsu-54, No. ko-55, Aza Ryudo, Oaza Rokuchome, the area faced to the river from the line connected the signal poles No. 8 to No. 11; out of No. 4958, Aza Ryudoiri, Oaza Rokuchome, the area faced to the river from the line connected the signal poles No. 6, No. 7; out of No. 47-2, Aza Yamane, the area faced to the river from the line connected the signal poles No. 1, No. 2; out of No. 5339, Aza Yashiki-dori, Oaza Nanachome, the area faced to the river from the line connected the signal poles No. 3 to No. 5; the entire area river-bed land owned by the Government between the line prolonged from the upstream boundary of No. 4958, Aza Ryudoiri, Oaza Rokuchome to the opposite bank and the line prolonged from the downstream boundary of No. 5339, Aza Yashiki-dori, Oaza Nanachome, Hirosawa-cho, Kiryu-shi to the opposite bank; the land of road in abovementioned area.

The Fukasawa River

All the plots of land in No. 1145-1; out of No. 1148, No. 1150, the area faced to the river from the line connected the signal poles No. 1 to No. 4; out of No. 1151-7, the area faced to the river from the line connected the signal poles No. 5, No. 6; out of No. 1145-2, No. 1146-3; the area faced to the river from the line connected the signal poles No. 7 to No. 10; the entire area of the river-bed land owned by the Government between the line prolonged from the upstream boundary of No. 1150 to the opposite bank and the line connected the downstream boundary of No. 1146-2, No. 1147, Aza Aburahata, Oaza Shukumeguri, Kurohone-mura, Seta-gun; out of No. otsu-1189, the area faced to the river from the line connected the signal poles No. 1 to No. 6; out of No. 1188, No. 1189-1, the area faced to the river from the line connected the signal poles No. 7 to No. 10; the entire area of the river-bed land owned by the Government between the line connected the signal poles No. 1, No. 7 within No. otsu-1189, No. 1189-1, Aza Tarushita, Oaza Shukumeguri, Kurohone-mura, Seta-gun and the Yumoto Bridge; the land of road in abovementioned area.

The Miyazawa

Out of No. 2101, No. 2144-1, Aza Uehara, the area faced to the river from the line connected the signal poles No. 1 to No. 8; out of No. 2099, Aza Sawakubo, the area faced to the river from the line connected the signal poles No. 9, No. 10 (upstream); the entire area of the river-bed land owned by the Government between the line prolonged from the upstream boundary of No. 2144-1, to the opposite bank and the line prolonged from the signal pole No. 1 within No. 2101, Aza Uehara, Oaza Fuse, Niiharu-mura, Tone-gun to the opposite bank, the water-way in abovementioned area.

The Umezawa

All the polts of land in No. 898, No. 899, Aza Furujuku, No. otsu-1155-2, No. 1165, Aza Suwanoki, No. 838-1, No. otsu-869, No. 870, No. 871, Aza Maharido, Oaza Haba, No. 682, Aza Toyonokuchi, Oaza Aramaki, No. ko-1816, No. otsu-1816, Aza Takegaido, Oaza Haba; out of No. 900, No. 904, No. 905, Aza Furujuku, Oaza Haba, the area within the line connected the signal poles No. 3, No. 3-1, No. 3-2, No. 20-2, No. 21; out of No. ko-909, Aza Furujuku, Oaza Haba, No. 3625, Aza Furujuku, Oaza Aramaki, the area faced to the water-way from the line connected the signal poles No. 1, No. 2; out of No. 3627, Aza Furujuku, Oaza Aramaki, No. 908, Aza Furujuku, Oaza Haba, the area faced to the water-way from the line connected the signal poles No. 21, No. 22; out of No. 1153-1, No. 1153-2, the area faced to the river from the line connected the signal poles No. 3-2, No. 4; out of No. ko-1154, No. otsu-1154, No. otsu-1155-1, No. ko-1164, No. otsu-1164, the area faced to the river from the line connected the signal poles No. 5 to No. 7; out of No. ko-1165, No. 1176, Aza Suwanoki, the area faced to the river from the line connected the signal poles No. 7-1, No. 8; out of No. 1177, No. 1178, No. 1179, Aza Umezawa, the area faced to the river from the line connected the signal poles No. 7-1, No. 8; out of No. 1194, No. 1195, Aza Umezawa, the area faced to the river from the line connected the signal poles No. 9, No. 9-1 (downstream); out of No. 835, No. ko-836, No. 837, the area faced to the river from the line connected the signal poles No. 9-1 to No. 12; out of No. 840, No. 841, No. 842, No. 869, the area faced to the river from the line connected the signal poles No. 13, No. 14; out of No. 872, the area faced to the river from the line connected the signal poles No. 15, No. 16; out of No. 891, No. 896-1, No. 897, Aza Maharido, the area faced to the river from the line connected the signal poles No. 17 to No. 20-1; the entire area of the river-bed land owned by the Government between the line prolonged from the signal poles No. 9-1 within No. 1195, Aza Umezawa to the opposite bank and the confluence of the Umezawa; between the line prolonged from the upstream boundary of No. 1177, Aza Umezawa to the opposite bank and the line connected the signal poles No. 20-1 within No. 891, Aza Maharido, No. 20-2 within No. 905, Aza Furujuku, Oaza Haba; out of No. 681, the area faced to the river (upstream) from the line connected the signal poles No. 23, No. 40; out of No. ko-718, No. otsu-718, Aza Toyonokuchi, Oaza Aramaki, the area faced to the river from the line connected the signal poles No. 24 to No. 26; No. hei-895, Aza Kameishi, Oaza Haba; out of No. otsu-1895-1, Aza Kameishi, Oaza Aramaki, the area faced to the river from the line connected the signal poles No. 28 to No. 29; out of No. ko-3556, No. 3557, Aza Kameishi, Oaza Aramaki, the area faced to the river from the line connected the signal poles No. 29 to No. 31; out of No. ko-1815, the area faced to the river from the line connected the signal poles No. 39, No. 40 (upstream); out of No. 1817, No. 1818, Aza Takegaido, Oaza Haba, the area faced to the river from the line connected the signal poles No. 32 to No. 37; the entire area of the river-bed land owned by the Government between the line prolonged from the upstream boundary of No. ko-3556, Aza Kameishi, Oaza Aramaki to the opposite bank and the line connected the signal poles No. 23 within No. 681, Aza Toyonokuchi, No. 40 within No. ko-1915, Aza Tokegaido, Oaza Haba; between the line connected the signal poles No. 26 within No. ko-718, Aza Toyonokuchi, Oaza Aramaki, No. 27 within No. hei-1895, Aza Kameishi, Oaza Haba, Niiharu-mura, Tone-gun and the confluence of the Umezawa; the land of road and the water-way in abovementioned area.

The Shirakura River

All the plots of land in No. otsu-3339, No. otsu-3337, No. ko-3338, Aza Ohira, No. bo-3327, No. 3311-3, Aza Sambondani, No. 2236, Aza Kamihikida, No. otsu-3219, No. hei-3219, No. 3220, Aza Gotanda, No. hei-3255-1, No. hei-3255-2, Aza Shirayama, No. ko-2286, No. ko-2287-1, No. ko-2287-2, No. 2275, Aza Nyudodani; out of No. 3336, Aza Ohira, the area faced to the river from the line connected the signal poles No. 1, No. 2; out of No. ko-3327, No. 3326, No. 3325, No. otsu-3313, No. otsu-3312, No. 3311-2, No. 3311-1, No. 3311-4, Aza Sanbongi, the area faced the river from the line connected the signal poles No. 2 to No. 8; out of No. 2253-1, No. 2252, No. 2238, No. 2237, Aza Kamihikida, the area faced to the river from the line connected the signal poles No. 8 to No. 9; out of No. 2217, Aza Kami-hikida, the area faced to the river from the line connected the signal poles No. 11, No. 12; out of No. ko-2360, No. 2359, Aza Shimo-hikida, the area faced to the river from the line connected the signal poles No. 12, No. 13; out of No. ko-3219, No. 3223, No. 3224, No. 3225-1, Aza Gotanda, the area faced to the river from the line connected the signal poles No. 14 to No. 19; out of No. ko-3255, No. 3255-2, No. 3257-1, No. 3274-1, Aza Shirayama, the area faced to the river from the line connected the signal poles No. 19 to No. 23; out of No. 2254, No. 2255, No. otsu-2256, No. ko-2256, No. 2285-3, No. 2285-1, Aza Nyudodani, the area faced to the river from the line connected the signal poles No. 23 to No. 25; the entire area of the river-bed land owned by the Government between the line connected the upstream boundary of No. otsu-3339, Aza Ohira, No. otsu-3219, Aza Gotanda and the line prolonged from the signal poles No. 13 within No. 2358, Aza Shimo-hikida, Oaza Shirakura, Niya-mura, Kanra-gun to the opposite bank; the land of road and the water-way in abovementioned area.

Ministry of Construction Notification No. 412

May 4, 1951

In accordance with Article 2 of the Torrential Improvement Law, the tracts of land requiring torrent preventing works and those where certain actions shall be prohibited or restricted are hereby designated as follows:

Minister of Construction
MASUDA Kaneshichi

Gumma-ken

"Area required for facilities"

The Hinatazawa

All the plots of land in No. 2396, No. 2400-2, No. 2397-2, Aza Sandanda, No. 2921-1, No. 2911, Aza Kawakubo; out of No. otsu-2494, Aza Negishi, the area faced to the river from the line connected the signal poles No. 1, No. 2; out of No. 2317-1, Aza Nakayama, the area faced to the river from the line connected the signal poles No. 2, No. 3; out of No. 2318, the area faced to the river from the line connected the signal poles No. 3 to No. 5; out of No. 2388-1, Aza Nakayamamae, the area faced to the river from the line connected the signal poles No. 9, No. 10; out of No. 2395, No. 2394-1, the area faced to the road from the line connected the signal poles No. 6 to No. 8; out of No. 2397-1, the area faced to the river from the line connected the signal poles No. 13, No. 14; out of No. 2400-1, No. 2401, No. 2406, Aza Sandanda, the area faced to the river from the line

connected the signal poles No. 15 to No. 20; out of No. 2910-1, Aza Kawakubo, the area faced to the river from the line connected the signal poles No. 11, No. 12; the entire area of the river-bed land owned by the Government between the line prolonged from the downstream boundary of No. 2448, Aza Negishi to the opposite bank and the line prolonged from the upstream boundary of No. 2319, Aza Nakayamamae to the opposite bank; between the line prolonged from the upstream boundary of No. 2396, Aza Sandanda to the opposite bank and the line prolonged from the downstream boundary of No. 2397, Aza Nakayamamae to the opposite bank; between the line prolonged from the upstream boundary of No. otsu-2421, Aza Sandanda, Oaza Shimoakima, Akima-mura, Usui-gun to the opposite bank and the confluence to the Hinata River; the land of road and the water-way in abovementioned area.

The Yatsu River

All the plots of land in No. 188, No. ko-189, No. otsu-189, No. otsu-197, Aza Inoki, No. 344-otsu-1, No. 344-otsu-2, No. 345, Aza Nakajima; out of No. 343, the area faced to the river from the line connected the signal poles No. 1, No. 2; out of No. ko-344, the area faced to the river from the line connected the signal poles No. 3, No. 4; out of No. ko-346, Aza Nakajima, the area faced to the river from the line connected the signal poles No. 5, No. 6; the entire area of the river-bed land owned by the Government between the line prolonged from the upstream boundary of No. 343 to the opposite bank and the line prolonged from the downstream boundary of No. ko-346, Aza Nakajima, Oaza Miyazawa, Kuruma-mura, Gumma-gun to the opposite bank.

The Nigorizawa

Out of No. 3828, No. 3829, the area faced to the river from the line connected the signal poles No. 1 to No. 3; out of No. 3827, the area faced to the road from the line connected the signal poles No. 4 to No. 6; out of No. 3826-1, the area faced to the river from the line connected the signal poles No. 7, No. 8; out of No. 3826-2, the area faced to the river from the line connected the signal poles No. 9, No. 10; the entire area river-bed land owned by the Government between the line prolonged from the upstream boundary of No. 3827 to the opposite bank and the line connected the signal poles No. 9, No. 10 within No. 3826-2, Aza Nyoian, Oaza Murakami, Onogami-mura, Kita-gumma-gun; the land of road in abovementioned area.

The Hachimanzawa

All the plots of land in No. 687, No. otsu-687; out of No. 686, the area 10 meters width from the upstream boundary line (national land——private land) of river from the line connected the signal poles No. 1, No. 2; out of No. 684, the area 10 meters width from the boundary line (national land——private land) of river; the entire area of the river-bed land owned by the Government between the line prolonged from the upstream boundary line (national land——private land) of river of No. otsu-687 and the line connected the signal pole No. 1 within No. 686, the downstream boundary line of No. 694, Aza Hachiman-otsu, Oaza Arai, Momonoi-mura, Kita-gumma-gun.

The Terasawa River

Out of No. 1893, No. 1894, Aza Togeyama, the area faced to the river from the line connected the signal poles No. 1 to No. 3; out of No. 1779, the area faced to the river from the line connected the signal poles No. 4, No. 5; out of No. 1808, No. 1809, Aza Kaidobata, the area faced to the river from the line connected the signal poles No. 6 to No. 9; the entire area river-bed land owned by the Government between the line prolonged from the line prolonged from the upstream boundary of No. 1792 to the opposite bank and the line prolonged from the downstream boundary of No. 1809, Aza Kaidobata to the opposite bank; No. 1859, No. 1861, No. 1862, No. 1863; out of No. 1857, No. 1860, the area faced to the river from the line connected the signal poles No. 10 to No. 12; the entire area of the river-bed land owned by the Government between the line prolonged from the downstream boundary of No. 1867 to the opposite bank and the line connected the downstream boundary of No. 1858, No. 1857, Aza Irinoyatsu, Oaza Hanataka, Yahata-mura, Usui-gun.

The Kijigaozawa

All the plots of land in No. 3709-otsu, No. 3721-otsu, No. 3721, No. 3722-2, No. 3722-otsu, No. 3726-2, No. 3727-2 and the mubanchi; out of No. 3828, the area faced to the river from the line connected the signal poles No. 1, No. 2; out of No. 3722-1, the area faced to the river from the line connected the signal poles No. 7, No. 8; the entire area of the river-bed land owned by the Government between the line prolonged from the upstream boundary of No. 3708-otsu to the opposite bank and the line prolonged from the downstream boundary of No. 3732, Aza Kijigao, Oaza Shimoakima, Akima-mura, Usui-gun to the opposite bank.

The Yamada River

All the plots of land in No. otsu-2109-2, No. otsu-2111, Aza Sendo; out of No. ko-2109, the area faced to the river from the line connected the signal poles No. 1, No. 2; out of No. 2110, No. ko-2111, No. 2112, No. 2113, Aza Sendo, the area faced to the river from the line connected the signal poles No. 3 to No. 5; out of No. ko-2457, No. otsu-2457, the area faced to the river from the line connected the signal poles No. 6 to No. 10; out of No. otsu-2405, Aza Kabara, the area faced to the river from the line connected the signal poles No. 11, No. 12; the entire area reverbed land and the mubanchi (national land) owned by the Government between the line connected the upstream boundary of No. 2131, Aza Sendo, No. otsu-2461, Aza Kabara and the line connected the signal poles No. 12 within No. otsu-2405, Aza Kabara, No. 13 within No. 2102-1, Aza Sendo, Oaza Orida, Sawada-mura, Agatsuma-gun.

The Jigaizawa

All the plots of land in No. otsu-958, No. ko-958-1, Aza Dai, No. 969, No. 972, No. otsu-974, No. 979, No. 982, Aza Nishimikado, No. 1160-3, No. 1160-4, No. 1172-2, Aza Torikogaito, No. 1365, No. 1364-2, No. 1364-4, No. 1363, No. 1362-2, No. 1362-6, No. otsu-1362, Aza Otsu-kobayashi; out of No. ko-911, Aza Dai, the area faced to the river from the line connected the signal poles No. 1 to No. 5; out of No. 984, Aza Nishimikado, the area faced to the river from the line connected the signal poles No. 6, No. 7; out of No. 1190-1, the area faced to the river from the line connected the signal poles No. 9, No. 10; out of No. 1171, No. 1172-1, the area faced to the river from the line connected the signal poles No. 11, No. 12; out of No. 1173, No. 1174, Aza Torikogaito, the area faced to the river from the line connected the signal poles No. 13, No. 14; out of No. 1367, No. 1364-1, No. 1364-5, the area faced to the river from the line connected the signal poles No. 16 to No. 18; out of No. 1362-1, No. 1351, Aza Otsu-kobayashi, the area faced to the river from the line connected the signal poles No. 19 to No. 21; the entire area river-bed land owned by the Government between the line connected the signal poles No. 15 within No. 1175, Aza Torikogaito, No. 21 within No. 1351, Aza Otsu-kobayashi and the line connected the signal poles No. 1 within No. ko-911, Aza Dai, No. 6 within No. 984, Aza Nishimikado, Oaza Nagaoka, Momonoi-mura, Kita-gumma-gun; the land of road and the water-way in abovementioned area.

"Area prohibited or restriced"

The Hinatazawa

All the plots of land in No. 2492-1, No. 2492-2, No. 2490, No. 2481-ko, No. 2481-otsu, No. 2445, No. 2446, Aza Negishi, No. 2407, No. 2408-2, No. 2408-3, No. 2443-1, No. 2443-2, No. 2443-3, No. 2444, No. otsu-2421, No. hei-2421, Aza Santanda, No. 2385, No. 2384, No. 2383, No. 2397, Aza Nakayamamae, No. 2927-1, No. 2926-1, No. 2925-1, No. 2924-1, No. 2923-1, No. 2922-2, No. 2922-1, No. 2910-otsu, No. 2910-hei, No. 2909-1, No. 2909-2, No. 2909-4, No. 2902-1, No. otsu-2906, Aza Kawakubo; out of No. 2447, Aza Negishi, the area faced to the river from the line connected the signal poles No. 25, No. 26; out of No. 2405, No. 2408-1, the area faced to the river from the line connected the signal poles No. 20 to No. 22; out of No. 2442, Aza Santanda, the area faced to the river from the line connected the signal poles No. 23, No. 24; out of No. 2910-ko, Aza Kawakubo, Oaza Shimo-akima, Akima-mura, Usui-gun, the area faced to the river from the line connected the signal poles No. 11, No. 12.

The Yatsu River

All the plots of land in No. 150 to No. 152, No. 179 to No. 187, No. 198, No. otsu-198, No. 202 to No. 205, No. 210, Nos. ko-211, otsu-211, No. 213; the entire area of the river-bed land owned by the Government between the line prolonged from the downstream boundary of No. 150 to the opposite bank and the line prolonged from the upstream boundary of No. 186 to the opposite bank; between the line prolonged from the downstream boundary of No. ko-198 to the opposite bank and the line prolonged from the upstream boundary of No. 313, Aza Inoki, Oaza Miyazawa, Kuruma-mura, Gumma-gun to the opposite bank.

The Nigorizawa

All the plots of land in No. ko-3812-1, No. 3812-2, No. otsu-3812, No. 3813, No. 3815, No. 3817, No. 3818, No. 3820-2, No. 2857-1; out of No. 3819-1, No. 3819-2, No. 3820-1, No. 3822-1, the area 10 meters width from the boundary line (national land——private land) or river; the entire area of the river-bed land owned by the Government between the line prolonged from the upstream boundary of No. 3820-2 to the opposite bank and the line prolonged from the downstream boundary of No. 3819-1, Aza Nyoian, Oaza Murakami, Onogami-mura, Kita-gumma-gun to the opposite bank.

The Hachimanzawa

All the plots of land in No. 689, No. otsu-689, Aza Hachimano-otsu, No. otsu-786, No. hei-786, Aza Kitano; out of No. 685-1, No. 683-1, No. 684, No. 695, Aza Hachiman-otsu, the area 10 meters width from the boundary line (national land——private land) of river; out of No. 686, Aza Hachiman-otsu, the area 10 meters width from the boundary line (national land——private land) of river from the line connected the signal poles No. 1, No. 2; out of No. 688, Aza Hachiman-otsu, the area faced to the river from the line connected the signal poles No. 3, No. 4; out of No. 690-1, Aza Hachiman-otsu, the area 10 meters width from the boundary line (national land——private land) of river; out of No. 509, Aza Shimizukaido, the area 10 meters width from the boundary line of the road; out of No. 778, No. 785, No. ko-786, No. 787, No. 789, Aza Kitano, the area 10 meters width

ofrm the boundary line (national land——private land) of river; the entire area of the river-bed land owned by the Government between the line prolonged from the upstream boundary of No. 777, Aza Kitano to the opposite bank and the line prolonged from the upstream boundary of No. otsu-687, Aza Hachiman-otsu; between the line connected the signal pole No. 1 within No. 686, Aza Hachiman-otsu, the downstream boundary of No. 694, Aza Hachiman-otsu and the Hachiman Bridge within Aza Hachiman-otsu, Oaza Arai, Momonoi-mura, Kita-gumma-gun. Exception: the land of road.

The Terasawa River

All the plots of land in No. ko-1781, No. otsu-1781, No. 1782, No. 1783, No. 1790 to No. 1793, No. 1804, No. 1807, No. 1810, No. 1811, No. 1817, Aza Kaidobata, No. 1855, No. 1856, No. 1858, No. 1864 to No. 1869, No. ko-1870, No. otsu-1870, No. ko-1871, No. ko-1872, No. otsu-1872, No. 1873, No. 1874-1, No. 1874-2, No. otsu-1838, No. 1837-2, No. 1875, No. 1876-2, No. 1876-1, No. 1877, No. 1878, No. 1836, No. 1835, Aza Irinoyatsu, No. 379, No. ko-380-1, No. ko-380-3, No. otsu-380, Aza Dai; out of No. 1779, the area faced to the road from the line connected the signal poles No. 4, No. 5; out of No. 1808, No. 1809, Aza Kaidobata, the area faced to the road from the line connected the signal poles No. 6 to No. 9; out of No. 1893, No. 1894, Aza Togeyama, the area faced to the road from the line connected the signal poles No. 1 to No. 3; out of No. ko-1838, No. 1839, the area faced to the river from the line connected the signal poles No. 13 to No. 15; out of No. 1860, No. 1857, Aza Irinoyatsu, the area faced to the road from the line connected the signal poles No. 10 to No. 12; the entire area of the river-bed land owned by the Government between the line connected the upstream boundary of No. 1782, No. 1781 and the line prolonged from the upstream boundary of No. 1792 to the opposite bank; between the line prolonged from the upstream boundary of No. 1809, Aza Kaidobata to the opposite bank and the line prolonged from the downstream boundary of No. 1867, Aza Irinoyatsu to the opposite bank; between the line connected the downstream boundary of No. 1857, No. 1858, Aza Irinoyatsu and the line prolonged from the downstream boundary of No. otsu-380, Aza Dai, Oaza Hanataka, Yahata-mura, Usui-gun to the opposite bank.

The Kijigaozawa

Out of No. 3731, No. 3732, the area faced to the river from the line connected the signal poles No. 2 to No. 4; out of No. 3727-1, Aza Kijigao, Oaza Shimo-akima, Akima-mura, Usui-gun, the area faced to the river from the line connected the signal poles No. 5, No. 6.

The Yamada River

All the plots of land in No. ko 2114, No. 2114-2, No. otsu-2130, Aza Sendo, No. 2458, Mubanchi, Aza Kabara; out of No. 2110, No. ko-2111, No. 2112, No. 2113, Aza Sendo, the area faced to the road from the line connected the signal poles No. 3 to No. 5; out of No. ko-2457, No. otsu-2457, Aza Kabara, Oaza Orida, Sawada-mura, Agatsuma-gun, the area faced to the road from the line connected the signal poles No. 6 to No. 10.

The Jigaizawa

All the plots of land in No. 906, No. ko-907, No. otsu-909, No. 959, Aza Dai, No. otsu-988, Aza Nishi-mikado, No. 1172-4, No. 1175, No. otsu-1176, Aza Torikogaito, No. ko-1343, No. otsu-1343, No. otsu-1346, No. hei-1346, No. 1348 to No. 1350, Aza Otsu-kobaya-shi, No. 1340, No. 1341-1, No. 1439, No. ko-1440, No. otsu-1440, No. 1442, No. 1441, No. 1335, No. otsu-1334, No. 1329, No. 1472 to No. 1475, Aza Ko-kobayashi, No. 1505, No. 1499 to No. 1502, No. 1476, Aza Kayano; out of No. 908-1, No. 908-2, No. 908-3, the area 5 meters width from the boundary line (national land——private land) of river; out of No. ko-911, Aza Dai, the area faced to the river from the line connected the signal poles No. 2 to No. 8; out of No. 984, the area faced to the river from the line connected the signal poles No. 6 to No. 7 (downstream); out of No. 960, Aza Nishi-mikado, the area 10 meters width from the boundary line (national land——private land) of river; out of No. 1173, No. 1174, the area faced to the water-way from the line connected the signal poles No. 13, No. 14; out of No. ko-1176, No. 1177, No. 1178, Aza Torigaido, the area faced to the river from the line connected the signal poles No. 22 to No. 24; out of No. 1351, the area faced to the river from the line connected the signal poles No. 19 to No. 21 (upstream); out of No. ko-1364, Aza Otsu-kobayashi, the area faced to the river from the line connected the signal poles No. 25 to No. 26; out of No. 1337, No. 1339, the area 10 meters width from the boundary line (national land——private land) of river; out of No. 1333, No. 1320, No. otsu-1328, the area faced to the river from the line connected the signal poles No. 27 to No. 29; out of No. 1447-2, No. 1448, No. 1460-2, No. 1460-3, No. 1465, Aza Ko-kobayashi; the area 10 meters width from the boundary line (national land——private land) of river; the entire area of the river-bed land owned by the Government between the line prolonged from the upstream boundary of No. 1477, Aza Kayano to the opposite bank and the line connected the signal poles No. 15 within No. 1175, Aza Torigaito, No. 21 within No. 1351, Aza Otsu-kobayashi; between the line connected the signal poles No. 1 within No. ko-911, Aza Dai, No. 6 within No. 948, Aza Nishi-mikado, Oaza Nagaoka, Momonoj-mura, Kita-gumma-gun and the Kitazawa Bridge.

Ministry of Construction Notification No. 413

May 4, 1951

In Accordance with Article 2 of the Torrential Improvement Law, the tracts of land requiring torrent preventing works and those where certain actions shall be prohibited or restricted are hereby designated as follows:

Minister of Construction
MASUDA Kaneshichi

Ehime-ken
"Area required for facilities"
Uma-gun

The Sankakuji River

The entire area of the river-bed land owned by the Government between the line connected the signal poles within No. 26, Aza Yuokeki, No. 27, Aza Ibonotaki, Oaza Sankakuji, Kanada-mura and the confluence to the Shiroishi River.

The Akanoi River

The entire area of the river-bed land owned by the Government between the line connected the signal poles No. 1195, Aza Katsurao, No. 1197-1, Aza Jo and the line connected the signal poles No. 942, Aza Kawanishi, No. 944, Aza Kawahigashi, Oaza Kamigashiwa, Shohaku-mura.

The Nishitani River

The entire area of the river-bed land owned by the Government between the line connected upstream boundary of No. 4707, No. 4709, Aza Torikaya, Sangawa-mura and the national road (No. 24).

The Oji River

The entire area of the river-bed land owned by the Government between the line connected the upstream boundary of No. 1476, Aza Hasuo, Oaza Osada, Toyooka-mura, No. 1582-1, Aza Takahara, Oaza Noda, Nagatsu-mura and the line connected the downstream boundary of No. 1724-3, Aza Kawaranishi, Oaza Osada, Toyooka-mura, No. 1449, Aza Matsugi, Oaza Noda, Nagatsu-mura.

The Izumidani River

The entire area of the river-bed land owned by the Government between the line prolonged from the upstream boundary of No. 1971, Aza Nenemi, Oaza Nakamura, Kofuji-mura to the opposite bank and the confluence of the Hinokigi River.

Nii-gun

The Shirinashi River

Out of No. 165-2, No. 164-2, No. 162-2, No. 161-2, No. 160-1, Aza Mikura, No. 558-1, No. 559-2, No. 556, No.614, No. 615, No. 616, No. 617-1, No. 617-2, No. 618, No. 619, Aza Mitsuishi, No. 166, No. 172, No. 553, No. 554, No. 550, No. 534-2, No. 534-1, No. 533-1, No. 532, No. 531, No. 530, No. 515-2, No. 525-1, No. 525-3, No. 517, No. 515-1, No. 515-2, No. 508, No. 507-1, No. 661, Aza Shinoba, the area of 20 meters width from the boundary line (national land——private land) of river on each bank of right and left in the range of section; the entire area of the river-bed land owned by the Government between the line connected the signal poles within No. 165, Aza Mikura, No. 166, Aza Shinoba, Oaza Sumino, Sumino-cho and the railway (the Sumitomo). Exception: the land of road.

The Higashi River

The entire area of the river-bed land owned by the Government between the line connected the upstream boundary of No. 2774, Oaza Hagiu, No. 3566, Oaza Nakamura and the line prolonged from the downstream boundary of No. 739, Oaza Hagiu, Nakahagi-cho to the opposite bank.

The Shimotani River

The entire area of the river-bed land owned by the Government between the line connected the upstream boundary of No. 346-1, Aza Shimotani, No. 111, Aza Shimotani, Oaza Nishinokawayama, Ohoki-mura and the confluence of the Ohoki River.

Saijo-shi

The Muro River

The entire area of the river-bed land owned by the Government between the line connected the upstream boundary of No. 2451, No. 2389 and the national road nearby No. 2925, Oaza Iioka.

The Ikari River

All the plots of land in No. tei-20, Aza Kuroshiro; out of No. hei-533, Aza Iguchi, the area 12 meters width from the boundary line (national land——private land) of river; out of No. tei-20-2, the area 4 meters width from the boundary line (national land——private land) of river; out of No. Tei-19, Aza Kuroshiro, the area faced to the river from the line connected the signal poles A, B; the entire area of the river-bed land owned by the Government between the line prolonged from the upstream boundary of No. Tei-25, Aza Tsukiji to the opposite bank and the line prolonged from the downstream boundary of No. hei-447-1, Aza Ikari, Oaza Nagami to the opposite bank.

Shuso-gun

The Uranotani River

The entire area of the river-bed land owned by the Government between the line connected the upstream boundary of No. otsu-371, No. otsu-372, Aza Uradani, Oaza Myoko, Ishine-mura and the confluence of the Seiri River.

The Uratani River

The entire area of the river-bed land owned by the Government between the line connected the upstream boundary of No. otsu-384, No. otsu-385, Aza Uratani, Oaza Myoko, Ishine-mura and the confluence of the mainstream.

The Honshadani River

The entire area of the river-bed land owned by the Government between the line connected the

signal poles No. hei-82, No. hei-96, Aza Honshadani, Ishine-mura and the confluence of the Hondani River.

Ochi-gun

The Kikuma River

The entire area of the river-bed land owned by the Government between the line prolonged from the upstream boundary of No. ko-851, Aza Terasaka to the opposite bank and the line prolonged from the downstream boundary of No. ko-82, Aza Hirume, Oaza Takada, Kikuma-cho to the opposite bank.

The Utenahon River

The entire area of the river-bed land owned by the Government between the line connected the upstream boundary of No. ko-1277, Aza Kanjuro, No. ko-1111-1, Aza Sogawa and the line connected the downstream boundary of No. ko-63, Aza Shiohama-shinden, No. ko-3494-2, Aza Oshinden, Oaza Utena, Miyaura-mura.

Onsen-gun

The Tateishi River

All the plots of land in No. ko-88, Aza Nakano, Oaza Komenono, No. ko-886-1, Aza Shirasako, Oaza Gishiki the entire area of the river-bed land owned by the Government between the line prolonged from the upstream boundary of No. ko-340-1, Aza Hozakamine-nishigawa, Oaza Komenono, Tateishi-mura and the Jindo Bridge (the prefectural road Tateishi——Kikuma).

The Kono River

All the plots of land in No. otsu-27, Aza Kamiide, No. otsu-286-2, Aza Hayashinomoto; out of No. otsu-283, No. otsu-284, Aza Okanonaru, No. otsu-286-1, No. otsu-287, Aza Hayashi-nomoto No. otsu-220, No. otsu-219, No. otsu-218, Aza Kamiide, the area 20 meters width from the boundary line (national land——private land) of river; the entire area of the river-bed land owned by the Government between the line connected the upstream boundary of No. otsu-221, Aza Kamiide, the downstream boundary of No. otsu-282, Aza Okanonaru and the line connected the upstream boundary of No. otsu-142-1, Aza Kadoda, No. otsu-126-2, Aza Wakamiya, Oaza Yokotani, Kono-mura.

Iyo-gun

The Nishidani River

All the plots of land in No. 590, No. 594, No. 595-1, No. 595-2, No. 595-3, Aza Kurayashiki; out of No. 593, No. 592, Aza Kurayashiki, No. 596-4, No. 596-5, Aza Nishiyama, the area 15 meters width from the central line of river; the entire area of the river-bed land owned by the Government between the line connected the upstream boundary of No. 604-1, Aza Furuyashiki, No. 590-1, Aza Kurayashiki, and the line connected the downstream boundary of No. 542-5, Aza Kurayashiki, No. 541-1, Aza Nishiyama, Oaza Yakura, Minami-iyo-mura.

The Miyagatani River

All the plots of land in No. 113-2, No. 113-3, No. 113-8, No. 109-3, No. 109-4, No. 109-6; the entire area of the river-bed land owned by the Government between the downstream boundary of No. 109-6 and the line connected the upstream boundary of No. 113-1, No. 109-20; between the line connected the upstream boundary of No. 113-1, No. 109-20 and the point from the 200 meters (downstream).

The Totokodani River

All the plots of land in No. 121-2, No. 117, No. 119, No. 121-1, No. 116-2, No. 116-22, Aza Kaku, Oaza Kami-mitani, No. 4156-2, Aza Shimotani, Oaza Shimo-mitani; the entire area of the river-bed land owned by the Government between the line connected the upstream boundary of No. 116-22, Aza Kaku, No. 4156-2, Aza Tsutsuradani and the line connected the downstream boundary of No. 3904, No. 3902, Aza Tsutsuradani, Oaza Kami-mitani, Minami-iyo-mura.

The Furuko River

All the plots of land in No. 161-46, No. 161-45, No. 161-24, Aza Higashiyama; the entire area of the river-bed land owned by the Government in abovementioned area; the entire area of the river-bed land owned by the Government between the line connected the downstream boundary of No. 161-24, No. 161-92, Aza Higashiyama, Oaza Inari, Kita-yamazaki-mura and the point from the 800 meters (downstream).

The Inari River

All the plots of land in No. 52-71, No. 52-74, No. 52-75, No. 52-72, No. 52-73, No. 52-76, Aza Nishiyama; the entire area of the river-bed land owned by the Government in abovementioned area; the entire area of the river-bed land owned by the Government between the line connected the downstream boundary of No. 52-72, No. 52-71, Aza Nishiyama, Oaza Inari, Kita-yamazaki-mura and the point from the 200 meters (downstream).

The Tomiki River

All the plots of land in No. otsu-2298, Aza Osakura, No. otsu-2597, Aza Otsue; the entire area of the river-bed land owned by the Government between the line connected the upstream boundary of No. ko-2967, Aza Osakura, No. otsu-2698, Aza Otsue and the line connected the downstream boundary of No. otsu-2299, Aza Osakura, No. otsu-2594, Aza Otsue, Oaza Kushi, Shimonada-mura.

Kita-gun

The Kushiu River

The entire area of the river-bed land owned by the Government between the line connected the downstream boundary of No. 143-1, Aza Kawachigami, No. 688, Aza Kageyabu, Kushiu-mura and the sea.

The Otani River

All the plots of land in No. 94-2, Aza Harabo, No. 534, Aza Fujishiro; the entire area of the river-bed land owned by the Government between the line prolonged from the upstream boundary of No. 91-3, Aza Harabo, Kushiu-mura and the confluence of the Kushiu River.

The Joromatsu River

The entire area of the river-bed land owned by the Government between the upstream boundary of No. 286, Aza Kamakubo and the confluence of the Hiji River; out of No. 399, No. 286, Aza Kanekubo, Oaza Joromatsu, Yamato-mura; the area 20 meters width from the boundary line (national land——private land).

The Kamisugai River

Out of No. 46-1, No. 466-2, No. 2113, Aza Motobuto, the area within the line connected the signal poles A, B, C and D; the entire area of the river-bed land owned by the Government between the line prolonged from the downstream boundary of No. 2118 to the opposite bank and the line prolonged from the downstream boundary of No. 2087, Aza Motobuto, Kami-sugai-mura to the opposite bank.

Kami-ukena-gun

The Miyanotani River

Out of No. 123, Aza Yashirobayashi, No. 12, Aza Miyanokubi, the area 15 meters width from the boundary line (national land——private land) of river between the line connected the signal poles A and B and the line connected the signal poles C and D; the entire area of the river-bed land owned by the Government between the line connected the upstream boundary of No. 107, No. 103, Aza Kurihara, Oaza Somano, Omogo-mura.

The Nishinotani River

Out of No. 90, Aza Takunoue, No. 114, Aza Takenomoto, the area within the line connected the signal poles A, B, C and D; the entire area of the river-bed land owned bo the Government between the line connected the upstream boundary of No. 117, Aza Umawatashinose, No. 69, Aza Hotonouchi and the line connected the upstream boundary of No. 14, Aza Torinomoto, No. 16-2, Aza Okinoheri, Oaza Somano, Omogo-mura.

The Omogo River

The entire area of the river-bed land owned by the Government between the line prolonged from the upstream boundary of No. 1092, Aza Kami-yanaze, Oaza Sawatari to the opposite bank and the vallege road nearby No. 1145, Aza Koobuchi, Oaza Kurofujikawa, Nakatsu-mura.

The Takaichi River

The entire area of the river-bed land owned by the Government between the line prolonged from the upstream boundary of No. 764-1, Aza Ishigami, to the opposite and and the confluence of the Tawatari River; out of No. otsu-421-1, Aza Taniyama, No. 428, Aza Umayoke, Oaza Kami-tado, Tado-mura; the area within the line connected the signal pole A, B, C and D.

Higashi-uwa-gun

The Kaisoro River

The entire area of the river-bed land owned by the Government between the line connected the upstream boundary of No. 347, Aza 16-ban-kochi, No. 163, Aza 14-ban-kochi and the line connected the downstream boundary of No. 224, Aza 16-ban-kochi, No. 2, Aza 14-ban-kochi, Sogawa-mura.

The Nagatani River

The entire area of the river-bed land owned by the Government between the line prolonged from the downstream boundary of 2-ban-kochi No. 626, Aza Karatani to the opposite bank and the line prolonged from the upstream boundary of No. 500, Aza Umegasako to the opposite bank; all the plots of land in No. 223, No. 224, No. 225, Aza Kawahara, Oaza Nagatani, Tanisuji-mura.

Nishi-uwa-gun

The Minamidani River

The entire area of the river-bed land owned by the Government between the line connected the upstream boundary of No. 1874-2, No. 2220-3, Aza Mukaida, and the line connected the downstream boundary of No. 2973, No. 2252-1, Aza Hinoura, Oaza Tsuburi, Mikame-cho.

The Mine River

Out of 2-ban-kochi No. 84-hei, No. 191, Aza Yamakubi, the area within the line connected the signal poles A, B, C and D; the entire area of the river-bed land owned by the Government between the line prolonged from the upstream boundary of No. 190, Aza Yamakubi to the opposite bank and the line connected the downstream boundary of No. 5, Aza Mukaiyama, No. 299, Aza Nishisako, Oaza Kikitsu, Isotsu-kura.

Kita-uwa-gun

The Motoino River

The entire area of the river-bed land owned by the Government between the line prolonged from the upstream boundary of No. 163 to the opposite bank the line prolonged from the downstream boundary of No. 73, Aza Motoinogawa, Oaza Masuho, Kiyomitsu-mura to the opposite bank.

Minami-uwa-gun

The Kiku River

Out of No. 662-1, No. 603, the area 15 meters width from the boundary line (national land——

private land) of river; the entire area of the river-bed land owned by the Government between the line prolonged from the upstream boundary of No. 657 to the opposite bank and the line connected the downstream boundary of No. 663-1, No. 572-2-1-otsu, Oaza Kikugawa, Misho-cho.

The Sozu River

The entire area of the river-bed land owned by the Government between the line prolonged from the upstream boundary of No. 253-1 to the opposite bank and the line prolonged from the downstream boundary of No. 101-2 to the opposite bank; out of No. 105, No. 1363, No. 23, Aza Tennoyama, Oaza Midori, Midorisozu-mura, the area within the line connected the signal poles A, B, C and D. Exception: the land of road.

"Area prohibited or restricted"

Uma-gun

The Nishitani River

All the plots of land in No. 4348, No. 4373, No. 4747, No. 4627, No. 4628, No. 4624-1, No. 4646-1, No. 4761, No. 4684, No. 4683, No. 4697, No. 4699, No. 4700, No. 4708, No. 4688, No. 4355, No. 4326, No. 4346, No. 4335-2, No. 4648, No. 4656, No. 4657, No. 4685, No. 4692, No. 4696-2, No. 4696-1, No. 4703, No. 4707; out of No. 4671, No. 4672-2, No. 4672-1, No. 4680-3, No. 4681, No. 4709, No. 4349, No. 4372, No. 4373, No. 4374, No. 4377, No. 4378-1, No. 4335-1, No. 4375, No. 4376-1, No. 4647, No. 4655, No. 4658, No. 4668, No. 4686-2, No. 4706, Aza Torikaya, Sankawa-mura, the area 20 meters width from the boundary line (national land——private land) of river.

The Oji River

Out of No. 1476, No. 1637-1, Aza Hasuo, No. 1724-3, Aza Kawara-nishi, Oaza Osada, Toyooka-mura, No. 1450-1, No. 1582-1, Aza Takahara, Oaza-Noda, Nagatsu-mura; the area 20 meters width from the boundary line (national land——private land) of river; all the plots of land in No. 1449, Aza Matsugi, Oaza Noda, Nagatsu-mura.

Nii-gun

The Shimotani River

All the plots of land in No. 107-1, No. 108, No. 103-2, No. 100-2; out of No. 346-1, No. 345, No. 344, No. 343, No. 342, No. 111, No. 109-1, No. 102, No. 101, No. 93, No. 92, No. 91, Aza Shimotani, Oaza Nishinokawayama, Ohoki-mura, the area 20 meters width from the boundary line (national land——private land) of river.

Onsen-gun

The Tateiwa River

Out of No. otsu-188, No. otsu-190, No. otsu-191, No. otsu-192, No. otsu-193, No. otsu-194, Aza Hosakamine-nishigawa, No. otsu-142, No. otsu-145, No. otsu 146, Aza Horikimine-minamigawa, the area 20 meters width from the boundary line (national land——private land) of river; No. otsu-143, No. otsu-144, No. otsu-147, No. otsu-148, No. otsu-149, Aza Horikimine-minamigawa, Oaza Komenono, No. otsu-212, No. otsu-225, Aza Doyama, Oaza Sarukawahara; out of No. otsu-234, Aza Doyama, Oaza Sarukawahara, Tateishi-mura, the area 20 meters width from the boundary line (national land——private land) of river.

Higashi-uwa-gun

The Nagatani River

All the plots of land in No. 219, No. 220, No. 222, No. 233, No. 237, No. 238, No. 239, No. 240, No. 243, No. 244, No. 263, Aza Kawahara; out of No. 458, Aza Umegasako, Oaza Nagatani, Tanisuji-mura, the area 20 meters width from the boundary line (national land——private land) of river.

Nishi-uwa-gun

The Mine River

Out of No. 191, the area 10 meters width from the boundary line (national land——private land) of river; all the plots of land in No. 190, Aza Yamakubi, Oaza Kikitsu, Isotsu-mura.

Kita-uwa-gun

The Moto-ino River

Out of No. 150, No. 163, No. 162, No. 161, Aza Moto-ino, Oaza Masuho, Kiyomitsu-mura, the area 20 meters width from the boundary line (national land——private land) of river.

Ministry of Construction Notification No. 414

May 4, 1951

The sections in which the reconstruction works of the national highway were finished in accordance with the provisions of Article 20 paragraph 2 of the Road Law are as follows:

Minister of Construction
MASUDA Kaneshichi

Name of national highway	Section where works has been finished	Date of completion of work
No. 2	From: 1494, Aza Urayama, Oaza Kami-mura, Tokuyama City, Yamaguchi Pref.	March 31, 1950
	To: 341, Aza Higashi-machi, Fukugawa-cho, Tsuno-gun, Yamaguchi Pref.	

Ministry of Construction Notification No. 415

May 4, 1951

With respect to improvement works in the area of the Yamato River being executed by this Minister in accordance with the provision of Article 8 of the River Law, the Ishi River, its tributary, shall be excluded from the area in and after 1951-52 fiscal year.

Minister of Construction
MASUDA Kaneshichi

Ministry of Construction Notification No. 416

May 4, 1951

In accordance with the provision of Article 12 paragraph 2 of the Ministry of Construction Establishment Law (Law No. 113 of 1948), the work in the following district shall be executed by the Chubu Regional Construction Bureau:

Minister of Construction
MASUDA Kaneshichi

1. Repair work of No. 11 National Road from the boundaries of Toyama Prefecture to Aomi-machi, Nishi-kubiki-gun, Niigata Prefecture.

Ministry of Construction Notification No. 417

May 4, 1951

In accordance with the provision of Article 1 of the City Planning Law, Shinonoi-cho, Sarashina-gun, Nagano Prefecture, has been designated on April 23, 1951.

Minister of Construction
MASUDA Kaneshichi

GOVERNMENT MATTERS

SUPREME COURT

Public Notice concerning Approval of Persons Qualified for Lawyer of Foreign Country

May 4, 1951

Under the date of April 14, 1951, the Supreme Court of Japan gave the following person its approval on his performance in this country of such matters as mentioned in Art. 3 of the Lawyers Law relating to German nationals and laws of Germany in accordance with Art. 7 par. 2 of the same Law, and registered his name in the list of approval under the following register number:

Supreme Court

Register No. 36 Curt W. Becker

PUBLIC CORPORATION MATTERS

JAPANESE NATIONAL RAILWAYS

Japanese National Railways Notification No. 120

May 4, 1951

The following partial amendment shall be made to the Names of the Japanese National Railways Automobile Lines (Japanese National Railways Notification No. 31 of June, 1949) and shall come into effect as from May 6, 1951:

President of Japanese
National Railways
KAGAYAMA Yukio

The part of Bocho Line shall be amended as follows:

Bocho Line Bocho Main Line (between Mitajiri and Higashi-hagi)
Nagaono Line (between Sasanami and Nagaono)

Japanese National Railways Notification No. 121

May 4, 1951

As from May 6, 1951 the passenger transportation service by motor vehicles shall be started between Sasanami and Nagaono on the Nagaono Line as indicated in each item mentioned below:

President of Japanese
National Railways
KAGAYAMA Yukio

1. Station and kilometerage

Name of station	Location (Existing station on Bocho Main Line)	Kilometerage
Sasanami		
		2 km. (between Sasanami and Nakanohara)
Nakanohara	Oaza Narikawa, Sasanami-mura, Abu-gun, Yamaguchi Prefecture	
		2 km. (between Nakanohara and Nagato-fukase)
Nagato-fukase	Oaza Fukase, "	
		2 km. (between Nagato-fukase and Kaisaku)
Kaisaku	Oaza Takatsu, "	
		2 km. (between Kaisaku and Nagato-takatsu)
Nagato-takatsu	ditto	
		2 km. (between Nagato-takatsu and Nagaono)
Nagaono	Oaza Nagaono, Sasanami-mura, Abu-gun, Yamaguchi Prefecture	

2. Scope of service

Out of the stations mentioned above the service for passenger, freight, baggage and parcel transportation shall be operated at Sasanami Station and the passenger service only shall be operated at other stations.

Japanese National Railways Notification No. 122

May 4, 1951

The following partial amendment shall be made to the Regulations governing Transportation of Passengers, Baggage and Parcels (Japanese National Railways Notification No. 110 of May, 1950) and shall come into effect as from May 6, 1951.

President of Japanese
National Railways
KAGAYAMA Yukio

(Text omitted. Refer to the Railway Official Gazette dated May 4, 1951.)

PUBLIC NOTICES

ATTORNEY-GENERAL'S OFFICE

Factory Foundation

May 4, 1951

Whereas Seishoku Kogyo K.K. at 234, Oaza Obieshinden, Chaya-machi, Tsukubo-gun, Okayama-ken has applied for registration of preservation of ownership of the land, buildings, machinery, tools and structures belonging to the plant of the said company located at 247, 228, 234, 227-1, 226-1, 225-1, 224, 227-3, Aza Kanitorigawa-uchi and 1690, Aza Urushi-shinden, Oaza Obie-shinden, Chaya-machi, Tsukubo-gun, Okayama-ken, for the purpose of creating a factory foundation, any person who has a claim over the movable property that is to be included in the aforesaid foundation or any creditor of seizure, provisional seizure of provisional disposition of the abovementioned property shall file his claim with this Office within thirty-two days from the day of publication of this notice.

The inventory of the said foundation is available at this Office for the inspection of the interested parties.

Kibi Branch Office,
Okayama District
Legal Affairs Bureau

May 4, 1951

Whereas K.K. Kobe Seikosho (Kobe Steel Works, Ltd.) at 36-1, 1-chome, Wakihama-cho, Fukiai-ku, Kobe-shi has applied for registration of other properties newly included in the foundation in addition of the buildings, machinery and tools belonging to the Kochi Plant of the said company at 37, Aza Kita-ezo, 5-chome, Sambashi-dori, Kochi-shi, any person who has a claim over the movable property that is to be included in the aforesaid foundation or any creditor of seizure, provisional seizure or provisional disposition of the abovementioned property shall file his claim with this Bureau within thirty-two days from the day of publication of this notice.

The inventory of the said foundation is available at this Bureau for the inspection of the interested parties.

Kochi District Legal
Affairs Bureau

MINISTRY OF FINANCE

Approval of Report on Conclusion of Special Liquidation

May 4, 1951

As the report on conclusion of special liquidation of the following company has been approved in accordance with the provision of Article 31 paragraph 1 of the Cabinet Order concerning Liquidation of Property in Japan belonging to the Companies which Have their Head Offices in the Areas Formerly Occupied by Japan (Cabinet Order No. 291 of 1949), notice shall be given under the provision of Article 31 paragraph 3:

Minister for Foreign Affairs
YOSHIDA Shigeru
Minister of Finance
IKEDA Hayato
Minister of International
Trade and Industry
YOKOO Shigemi
Minister of Transportation
YAMAZAKI Takeshi

Name of Company Outside Japan
(Manchuria)
Nippon Seiro K.K.
(Japan Refined Wax Co., Ltd.)

May 4, 1951

As the report on conclusion of special liquidation of the following company has been approved in accordance with the provision of Article 31 paragraph 1 of the Cabinet Order concerning Liquidation of Property in Japan belonging to the companies which Have their Head Offices in the Areas Formerly Occupied by Japan (Cabinet Order No. 291 of 1949), notice shall be given under the provision of Article 31 paragraph 3:

Minister for Foreign Affairs
YOSHIDA Shigeru
Minister of Finance
IKEDA Hayato
Minister of International
Trade and Industry
YOKOO Shigemi

Name of Company Outside Japan
(Manchuria)
Harada Shoji K.K.
(Harada Trading Co., Ltd.)

May 4, 1951

As the report on conclusion of special liquidation of the following company has been approved in accordance with the provision of Article 31 paragraph 1 of the Cabinet Order concerning Liquidation of Property in Japan belonging to the Companies which Have their Head Offices in the Areas Formerly Occupied by Japan (Cabinet Order No. 291 of 1949), notice shall be given under the provision of Article 31 paragraph 3:

Minister for Foreign Affairs
YOSHIDA Shigeru
Minister of Finance
IKEDA Hayato
Minister of International
Trade and Industry
YOKOO Shigemi

Name of Company Outside Japan
(Manchuria)
K. K. Mizukami Yoko
(Mizukami Yoko Co., Ltd.)

COMPANIES AND OTHERS

Notice re Dissolution

May 4, 1951

Notice is hereby given that the undermentioned company was dissolved on May 1, 1951, in accordance with the final directive of the Public Utilities Commission dated March 31, 1951 given to the enterprise reorganization program based on the Electric Enterprise Reorganization Order and the Law for Elimination of Excessive Concentration of Economic Power. Accordingly, the creditors to this company are requested to report their claims within two months from the day following publication of this notice.

Failing any claim to be submitted within the aforesaid period, it shall be excluded from the liquidation.

Nihon Hassoden K.K.
(Japan Electric Generation & Transmission Co.)
Rep. Liquidator: Junzo Kosaka
Liquidator: Nobuhide Miyahara
do. Kiyohisa Kamiya
1-11, 1-chome, Koishikawa-machi,
Bunkyo-ku, Tokyo

Notice re Dissolution

April 27, 1951

Notice is hereby given that the undermentioned company was dissolved in accordance with the decision made at the 6th regular general meeting of stockholders held on April 24, 1951. Accordingly, the creditors to this company are requested to report their claims within two months from the day of publication of this notice.

Failing any claim to be submitted within the aforesaid period, it shall be excluded from the liquidation.

Shikoku Seiyaku K.K.
Rep. Liquidator: Toyoji Fushimi
307-1, Minato-cho,
Marugame-shi, Kagawa-ken

Notice re Dissolution

April 28, 1951

Notice is hereby given that the undermentioned company was dissolved on January 31, 1950, in accordance with the decision made at the general meeting of stockholders. Accordingly, in case the creditors to this company fail to report their claims within two months from the day of publication of this notice, their claims shall be excluded from the liquidation.

Tsuchishige Kenzai K.K.
Rep. Liquidator: Shigemitsu Okada

Notice re Dissolution

April 39, 1951

Notice is hereby given that the undermentioned company was dissolved on Jan. 31, 1951, in accordance with the decision made at the general meeting of members. Accordingly, the creditors to this company are requested to report their claims within two months from the day of publication of this notice.

Failing any claim to be submitted within the aforesaid period, it shall be excluded from the liquidation.

Daiichi Kogyo Yugen Kaisha
Liquidator: Iwao Kawamura
82, 1-chome, Kita-nakamoto-cho,
Higashinari-ku, Osaka

Notice re Dissolution

April 30, 1951

Notice is hereby given that the undermentioned foundational juridical person was dissolved on Feb. 15, 1951, obtaining the approval of the competent Minister. Accordingly, the creditors to this foundational juridical person are requested to report their claims within two months from the day following publication of this notice.

Failing any claim to be submitted within the aforesaid period, it shall be excluded from the liquidation.

Zaidan-Hojin Chuo Denki Gakuin
Liquidators:
Sadaji Tatebe
Yosaburo Imanishi
Sokuo Satake
Kanae Nakamura
46, 3-chome, Dainin-hon-cho,
Oyodo-ku, Osaka

Notice re Solicitation for Subscription for Osaka Shosen K.K. Mortgage Bonds, 15th Issue, Series "Ha"

May 4, 1951

Notice is hereby given that out of mortgage bonds, 15th issue amounting to ¥1,000,000,000 issued by instalment, those for 3rd issue, series "Ha" shall be offered for public subscription according to the following terms:

Osaka Shosen K.K.
1, Soze-cho, Kita-ku, Osaka

1. Trustor: Osaka Shosen Kabushiki Kaisha
2. Co-trustees: Osaka Bank, Ltd. & Industrial Bank of Japan, Ltd.
3. Amount to be issued: ¥100,000,000, face-value
4. Denomination of Bonds: ¥10,000 bond and ¥100,000 bond (bearer bond with coupons)
5. Rate: 8.5% per year
6. Issue Price: ¥98.50 per face-value ¥100
7. Method of Redemption and Period thereof:
   After one-year's deferment, ¥2,000,000 or more shall be redeemed every half year and the entire amount of bonds shall be redeemed by May 25, 1956.
8. Method of Interest Payment and Period thereof:
   Interest yielded from the day following issue of bonds shall be paid every 25th day of May and November every year for 6 months.
9. Notification of Trust Certificate and Bond-issuing Contract:
   Trust certificate dated Feb. 1, 1951 and Bond-issuing Contract dated April 25, 1951
10. Mortgage: As the mortgage of the said bonds, upon the following vessels and their holdings has been established the 1st order mortgage: Takasago-maru, Osaka-maru (the company's holdings: 53/100), Chihaya-maru (the company's holdings: 30/100)
11. Report on Investigation relative to Value of the Mortgage:
    According to assessment by the trustee companies, the said vessels and their holdings seems to have enough value to mortgage the principal and interest of the entire amount of bonds.
12. Place and Date for perusal of Trust Certificate and Bond-issue Contract:
    The above are available at the trustor and trustees for inspection during business hours every day.
13. Total Amount of Unredeemed bonds: ¥300,000,000 (as of March 31,1950)
14. Capital: ¥950,000,000 (as of March 31, 1951)
15. Existing Net Amount of Property: ¥1,721,009,157.90 (amount deducted all the obligations from the total assets as of Sept. 30, 1950)
16. Notification of "I" and "Ro" Bonds issued:
    "I" Bond: Issue Amount ..... ¥200,000,000 (face-value)
    Unredeemed Amount..... ¥200,000,000 (face-value)
    Ratio per Year 8.5%
    Period of Redemption ..... Feb. 24, 1956
    "Ro" Bond: Issue Amount ..... ¥100,000,000 (face-value)
    Unredeemed Amount..... ¥100,000,000 (face-value)
    Ratio per Year 8.5%
    Period of Redemption ..... March 20, 1956
17. Date for Application: May 15, 1951
18. Method of Allotment: In case of excess of applicants, it shall be managed at the company's discretion.
19. Paid-in Date: May 25, 1951
20. Registered Organ: Osaka Bank, Ltd.
21. Acception Corporations:
    Every securities company of Nomura, Daiwa, Yamaichi, Nikko, Nippon Kangyo, Osaka Shoji, Tamazuka, Yamakano, Kakumaru, Osaka-ya, Eguchi, Nitto, Koyanagi, Yamazaki, Oi, Imagawa, Tozai, Marusan, Koa and Ono

The above has been recognized in pursuance of Art. 22 par. 3 of the Secures Debenture Trust Law.

Co-trustees:
Osaka Bank, Ltd.
Industrial Bank of Japan, Ltd.

OFFICIAL GAZETTE

GOVERNMENT PRINTING AGENCY — ENGLISH EDITION — 昭和二十一年十一月三十日 第三種郵便物認可

EXTRA No. 44 — FRIDAY, MAY 4, 1951

NOTIFICATIONS

Ministry of Labor Notification No. 9

May 4, 1951

On the basis of the provisions of Article 13 of Apprenticeship Ordinance (Ministry of Labor Ordinance No. 6 of 1947), the Standard for Matters pertaining to the Training shall be defined as follows and Ministry of Labor Notification No. 23 of 1948 (Matters pertaining to the Training on the basis of the provisions of Article 13 of Apprenticeship Ordinance) shall be abolished:

Minister of Labor
HORI Shigeru

Standard for Matters pertaining to the Training

1. Standard for Matters pertaining to the Training shall be as following tables:

1-1 Ornamental Metal-Ware Maker

Subjects	Hours 1st year	2nd year	3rd year	Remarks
A. Social matters	70	70	70	
B. Physical exercise	35	35	35	
C. Related instructions	210	210	210	
1. Mathematics for industry	◎	◎		
2. Physics and chemistry	◎	◎		
3. Practical foreign language	◎	◎		
4. Design	◎	◎		4. Including drawing.
5. History of industrial arts and of fine arts (Oriental and European)		◎	◎	
6. History of metal arts		◎	◎	
7. Process of work	◎	◎	◎	
8. Materials	◎	◎		8. Metallic materials and others.
9. Chemistry for industrial arts			◎	9. Coloring and others.
D. Work experience	1,155	1,155	1,155	
1. Basic work exercises				1. b.c. Such works as scissors, chisel, metal hammer, wooden hammer, file, scraping, stone-grinding, charcoal-grinding, extending, thin-sawing and so on in simple works.
a. How to make the tool				
b. How to handle the tool				
c. How to use the materials				
2. Applied work exercises				
a. Work of sheet-metal				a. Begin from the latter term of the 1st year.

i. Working-up of sheet-metal

ii. Welding

iii. Assembling of sheet-metal

b. Hammered work

i. Hammered work of bell-mouth

ii. Hammered work of cylinder-mouth

iii. Hammered work of ringing together

c. Finishing and coloring

i. Sheet-metal working, extending, bending and so on.

ii. Brazing, soldering and so on.

iii. Assembling of box, bowl and so on.

b. Begin from the latter-term of the 2nd year.

i. Plate, salver and so on.

ii. Cup, bowl and so on.

iii. Vase and so on.

c. At the last stage of each year, shall be exercised on the articles which were learned in the year concerned.

1-2 Metal Carver

A. Social matters	70	70	70	
B. Physical exercise	35	35	35	
C. Related instructions	210	210	210	
1. Mathematics for industry	◎	◎		
2. Physics and chemistry	◎	◎		
3. Practical foreign language	◎	◎		
4. Design	◎	◎	◎	4. Including the drawing.
5. History of industrial arts and of fine arts (Oriental and European)		◎	◎	
6. History of metal arts		◎	◎	
7. Process of work	◎	◎	◎	
8. Materials	◎	◎		
9. Chemistry for industrial arts			◎	9. Coloring and others.
D. Work experience	1,155	1,155	1,155	
1. Basic work exercise				
a. How to make the tool				1. b.c. Such works as scissors chisel, metalhammer, wooden hammer, file, scraping, stonegrinding, charcoal-grinding, extending, thinsawing and so on in simple work.
b. How to handle the tool				
c. How to use the materials				
2. Applied work exercises				
a. Carving				a. Begin from the latter term of the 1st year.
i. Hair incising				i. Straight line, curved line, letters.
ii. KATAKIRI style of carving				ii. Design, animal, figure, letters.
iii. Western carving				iii. Design, letters.
b. Inlay and relief				b. Begin from the latter term of the 2nd year.
i. Flat inlay				i. Line inlay, board inlay.

ii. Raised inlay

iii. Relief inlay

c. Finishing and coloring

ii. Line inlay, board inlay.

iii. Low relief, high relief flat inlay, raised inlay, composition, NIKUAWASE Carving, NUNOME inlay, NANAKO work, mosaic inlay and so on.

c. At the last stage of each year, shall be exercised on the products which were learned in the year concerned.

1-3 Foundry Man (Ornamental metal-ware)

A. Social matters	70	70	70	
B. Physical exercise	35	35	35	
C. Related instructions	210	210	210	
1. Mathematics for industry	◎	◎		
2. Physics and chemistry	◎	◎		
3. Practical foreign language	◎	◎		
4. Design	◎	◎	◎	4. Including the drawing.
5. History of industrial arts and of fine arts (Oriental and European)		◎	◎	
6. History of metal arts		◎	◎	
7. Process of work	◎	◎	◎	
8. Materials	◎	◎		8. Metallic materials and others.
9. Chemistry of industrial arts			◎	9. Coloring and others.
D. Work experience	1,155	1,155	1,155	
1. Basic work exercises				
a. How to make the tool				1. b.c. Such work as scissors, chisel, metal hammer, wooden hammer, file, scraping, stone grinding, charcoal-grinding, extending, thinsawing and so on in simple works.
b. How to handle the tool				
c. How to use materials				
2. Applied work exercises				
a. Sand mould				a. Begin from the latter term of the 1st year.
i. Sand mould (SOGATA)				
ii. Green-sand mould.				
b. Tempering mould (YAKIGATA)				b. Begin from the latter term of the 2nd year.
i. Original mould (GENGATA)				
ii. Wax mould (ROGATA)				
iii. Reproducing mould (KOMEGATA)				
c. Finishing and coloring				c. At the last stage of each year, shall be exercised on the products which were learned in the year concerned.

1-4 Silversmith

A. Social matters	70	70	70	
B. Physical exercise	35	35	35	
C. Related instructions	210	210	210	
1. Mathematics for industry	◎	◎		
2. Physics and chemistry	◎	◎		
3. Practical foreign language	◎	◎		
4. Design	◎	◎	◎	4. Including the drawing.
5. History of industrial arts and of fine arts (Oriental and European)		◎	◎	
6. History of metal arts		◎	◎	
7. Process of work	◎	◎	◎	
8. Materials		◎	◎	8. Metallic materials and others.
9. Chemistry for industrial arts			◎	9. Coloring and others.
D. Work experience	1,155	1,155	1,155	
1. Basic work exercises				
a. How to make the tool b. How to handle the tool c. How to use the materials				1. b.c. Such works as scissors, chisel, metal-hammer, wooden hammer, file, scraping, stone-grinding, clarcoal-grinding, extending, thinsawing and so on in simple work.
2. Applied work exercises				
a. Welding				a. Begin from the latter term of the 1st year.
i. Simple brazing ii. Simple combinement				i. ii. Simple finishing articles, chain and others.
b. Work of combining				b. Finishing of broach work, mile-hammering and simple carving.

1-5 Cloisonné-worker

A. Social matters	70	70	70	
B. Physical exercise	35	35	35	
C. Related instructions	245	245	175	
1. Mathematics for industry	◎	◎		
2. Physics and chemistry	◎	◎		
3. Practical foreign language	◎	◎		
4. Design	◎	◎	◎	4. Special sensation of colours.
5. History of industrial arts and of fine arts	◎	◎		5. Including history of cloisonné.
6. Cloisonné-manipulating	◎	◎		6. Including introduction to ceramics industry & materials for cloisonné.
7. Metal-finishing		◎	◎	7. Including "on Materials".
8. Chemistry for industrial arts		◎		8. Glaze and others.
D. Work experience	1,120	1,120	1,190	
1. Basic work exercises				
a. Scribing				a. Including handling of tools and decoration.
b. Glazing				

c. Baking				c. Including manipulating of kiln and tools.
d. Polishing				d. Interpretation of polishing abrasives and tools.
e. Special technique				e. Wireless cloisonné and raised cloisonné.
2. Applied work exercises				
a. Article with flat surfaces				a. Medal, badge, ash-tray, etc.
b. Articles of cubic forms				b. Flower vase & others.
c. Articles of box style				

1-6 Jewel-worker

A. Social matters	70	70	70	
B. Physical exercise	35	35	35	
C. Related instructions	210	210	210	
1. Mathematics for industry	◎			
2. Physics and chemistry	◎			
3. Practical foreign language	◎			
4. Design	◎	◎	◎	
5. History of industrial arts and of fine arts (Oriental and European)	◎	◎		
6. History of stone-carving			◎	
7. Mineralogy and technology of jewel		◎	◎	7. Including estimation of mineral.
8. Materials	◎	◎		8. Mainly, polishing abrasives, raw-stone, glass, etc.
9. Process of work	◎	◎	◎	
10. Electrical motors				
D. Work experience	1,155	1,155	1,155	
1. Basic work exercises				
a. How to make tools for jewel work b. How to handle machines and tools for jewel work c. How to use materials d. Modeling and sketching				
2. Applied work exercises				
a. Final polishing b. Rough grinding c. Chipping d. Spliting, boring, pivot polishing, etc.				

1-7 Glass-ware Worker (artificial)

A. Social matters	70	70	70	
B. Physical exercise	35	35	35	
C. Related instructions	210	210	210	
1. Mathematics for industry	◎			
2. Physics and chemistry	◎	◎		
3. Practical foreign language	◎			
4. Design	◎	◎	◎	4. In the 1st year, drawing, mainly and geometrical design.
5. History of glass-ware arts		◎	◎	
6. Manipulating of glass	◎	◎		
7. Manufacturing of glass		◎	◎	7. Including materials.

D. Work experience	1,155	1,155	1,155	
1. Basic work exercises				
a. Directions for sand				
b. Handling of tools				
c. Blowing				
d. Pressing				
e. Heat treating				
f. Grinding by brush				
g. Grinding by wooden plate				
h. Grinding by stone				
i. Rough-grinding				
j. Shallow engraving				
k. Deep engraving				
l. Cutting-engraving				
m. Grazing and corroding				
2. Applied work exercises				
a. Working of simple vessels				a. Ash-tray, decorative-plates and cups.
b. Working of complicated vessels				b. Flower-vases and others.

1-8 Pottery-worker

A. Social matters	70	70	70	
B. Physical exercise	35	35	35	
C. Related instructions	245	245	245	
1. Mathematics for industry	◎			
2. Physics and chemistry	◎	◎		2. Mainly, inorganic chemistry, begin from the latter half term of the 1st year.
3. Practical foreign language	◎			
4. History of industrial arts and of fine arts			◎	4. Mainly, concerning ceramics.
5. Outline of ceramic industry	◎	◎		5. Generally introduction to ceramic industry.
6. Design	◎	◎	◎	6. Including drawing. Mainly design, modeling, pictures and color.
7. Ceramics		◎	◎	
8. Materials for ceramics and their testing	◎	◎		8. Including coloring-materials.
9. Kiln and baking equipment		◎		9. Including fuel.
D. Work experience	1,120	1,120	1,120	
1. Basic work exercises				1. Basic work in general shall be learned.
a. Adjusting				a. Crushing of materials, mixture, press and clay.
b. Formation-making				b. Mould casting, turning, pressing and finishing.
c. Baking				c. Glazing, packing in kiln, baking and testing.
d. Decorating				d. Design, drawing raised lacquering, flowing, transferring design, decorating and baking.

e. Modeling				e. Original mould, model, preparation for case.
2. Applied work exercises				2. Begin from the application of Basic Exercise on the articles in the shop, and besides extend to the original mould, decoration and articles completed.
a. Turning, simple				
b. Pouring, simple				
c. Turning, complicated				
d. Pouring, complicated				

1-9 Lacquer-ware Worker

Subjects	Hours 1st year	2nd year	3rd year	4th year	Remarks
A. Social matters	70	70	70		
B. Physical exercise	35	35	35	35	
C. Related instructions	280	245	210	105	
1. Mathematics for industry	◎	◎			
2. Physics and chemistry	◎	◎			
3. Practical foreign language	◎	◎			
4. Chemistry for industrial arts			◎		4. Lacquer fluid, pigment, wooden materials, lacquer, materials for pasting & other foundational materials.
5. Design	◎	◎	◎		5. Including design, patterning (plane drafting), modeling (solid drafting), color.
6. History of fine art and of industrial arts (Oriental and European)	◎				
7. History of lacquer arts		◎	◎		7. Oriental history of lacquer arts, Japanese industrial history of lacquer arts.
8. Materials	◎	◎			8. Materials of lacquer art.
9. Process and technique of lacquer-ware making	◎	◎	◎	◎	9. Machines and equipment for foundation, lacquering and decorating. In the 3rd and the 4th year, stress shall be laid on special materials and special workings according to speciality of foundation, lacquering and decorating.
10. Testing and inspecting of products			◎		
11. Popular painting			◎		
D. Work experience	1,085	1,120	1,155	1,330	
1. Basic work exercises (for apprentice who makes speciality of manufacturing of fundation)					1. Stress shall be laid on item "A" or item "B" according to speciality and instructed concerned with his occupation.

A. Working of wooden foundation				
a. Turning work				
b. Board work				
c. Cabinet work				c. Large box, shelf, desk.
d. Bent work				
e. Venier pressing				
B. Working of special foundation				
a. Metallic				
b. Synthetic materials				
c. Paper				
d. Bamboo				
e. Others				
1. Basic work exercises (for apprentice who makes speciality of lacquering and decorating)				1. In the 1st year of basic work exercises for lacquering worker and decorating worker, the fundamental matters in items from A to G in general shall be learned, and in the 2nd, 3rd, 4th years, items A, B, C, D, E and F shall be learned separately.
A. Foundational lacquering				
B. Final lacquering				
C. Various lacquering				
D. HIRAME-NASHIJI lacquering				
E. Popular painting				
F. MAKIE decorating				
a. HIRA-MAKIE				
b. TAKA-MAKIE				
c. TOGIDASHI-MAKIE				
d. Various MAKIE				
G. Special decorating				
a. Sunken gold, KIMMA, ZONSEI, Mother-of-pearl inlay, HEIDATSU, Carved-red-lacquer, carved-lacquer, wooden-carving-lacquered and so forth				
2. Applied work exercises				
a. Simple turning				a. Dish, bowl, and others.
b. Simple board and cabinet work				b. Tray, dining-tray, box and so forth.
c. Complicated turning				c. Lided articles, casket and so forth.
d. Complicated board and cabinet work				d. Box, shelf, rack and so forth.

1-10 Cane Knitting Worker

Subjects	Hours			Remarks
	1st year	2nd year	3rd year	
A. Social matters	70	70	70	
B. Physical exercise	35	35	35	
C. Related instructions	210	140	70	
1. Mathematics for industry	◎			
2. Physics and chemistry	◎			
3. Practical foreign language	◎			
4. Design	◎	◎		4. Including drawing.
5. History of fine arts and of industrial arts		◎		
6. Process of work	◎	◎	◎	
7. Materials	◎	◎		
8. Coloring & finishing		◎	◎	
9. Bleaching			◎	
D. Work experience	1,155	1,255	1,295	
1. Basic work exercises				
a. Handling of tools				
b. Selecting of materials				
c. Treating of materials				
d. Heating work				
e. Frame making				
f. Method of braiding				
i. Braiding of bottom				
ii. Braiding of trunk				
iii. Braiding of rim				
iv. Braiding of handle				
v. Various braiding applied				
g. Finishing & coloring				
h. Bleaching				
i. Safety working				
2. Applied exercises				2. From item a to item c, shall be instructed according to special materials.
a. Matting & etc.				
b. Basket & etc.				
c. Furniture & etc.				

1-11 Wood-engraver

Subjects	Hours				Remarks
	1st year	2nd year	3rd year	4th year	
A. Social matters	70	70	70	—	
B. Physical exercise	35	35	35	35	
C. Related instructions	210	210	175	105	
1. Methematics for industry	◎	◎			
2. Physics and chemistry	◎	◎			
3. Practical foreign language	◎				
4. Chemistry for industrial arts			◎		
5. Design	◎	◎	◎	◎	5. Including drawing.
6. History of fine arts and of industrial art (Oriental and European)			◎		
7. Process of work	◎	◎	◎	◎	
8. Materials	◎	◎	◎		
D. Work experience	1,155	1,155	1,190	1,330	
1. Basic work of exercises					1. a.b. Simple work, handling of chisel, carpenter's gouge and saw.
a. Handling of tools					
b. Sharpening of tools					
c. Sketching and modeling					c. Mainly, objects sketching.
d. Hair-pencil picturing					d. Shall be instructed parallel to design.

2. Applied exercises
   a. Carving & engraveing
      i. Line engraving
      ii. Finished carving
      iii. Deep carving
      iv. Carving of solid body
   b. Finishing & coloring

a. ii. Begin from the latter term of the 4th year.

iv. Shall be instructed parallel to sculpturing.
b. Including painting and pigment-coloring.

1-12 Metal-toy Maker

Subjects	Hours 1st year	2nd year	3rd year	Remarks
A. Social matters	70	70	70	
B. Physical exercise	35	35	35	
C. Related instructions	210	210	210	
1. Mathematics for industry	◎			
2. Physics and chemistry	◎			
3. Practical foreign language	◎			
4. Outline of toy industry		◎		
5. Design	◎	◎	◎	
6. Process of work	◎	◎		
7. Materials		◎		
8. Outline of mechanical engineering		◎	◎	
9. Mechanism		◎		
10. Drafting	◎	◎		
D. Work experience	1,155	1.155	1,155	
1. Basic work exercises				
a. Handling of tools				
b. Measuring				
c. Adjusting of machines				
d. Affixing of dies				
e. Cutting of materials				
f. Assembling				f. Including springs and gears.
g. Painting				g. Including coloring and shall be mainly given painters concerned.
h. Safety working				
2. Applied work exercises				2. Concerning the applied exercise, stress shall be laid on a or b, according to occupation concerned and others shall be taught in connection.
a. Pressing				
b. Work of metal pattern and dies				b. Including repair of pattern.
c. Trial assembling				

2-1 Hand-weaver

Subjects	Hours 1st year	2nd year	3rd year	4th year	Remarks
A. Social matters	70	70	70	—	
B. Physical exercise	35	35	35	35	
C. Related instructions	210	210	210	210	
1. Mathematics for industry	◎	◎			
2. Physics and chemistry	◎	◎			
3. Practical foreign language	◎	◎			
4. Design	◎	◎			
5. Outline of textile fabric	◎				
6. Weaving machines and weaving method	◎	◎			
7. Textile system	◎	◎			
8. Raw materials of textiles	◎	◎			
9. Design and analysis of textile				◎	
10. Machine for thread-twining	◎	◎			
11. Preparatory machine and preparating			◎	◎	
12. Dobby and tabett			◎		
13. Machine for pattern-weaving & its installation			◎	◎	
14. Design of machine for pattern-weaving			◎	◎	
15. Refining and dyeing			◎		
16. Machine and electric-engineering				◎	
17. Drafting	◎	◎			
D. Work experience	1,155	1,155	1,155	1,225	
1. Designing and analysing of textile					
2. Preparating for weaving and manipulating the preparatory machine					
3. Manipulating and adjusting of weaving machine					
4. Manipulating the Dobby & Tabett and pattern-weaving machine					
5. Installation of machine & repairing					
6. Designing of pattern-weaving					
7. Designing of dyed textiles					
8. Manipulating of motor					
9. Safety working					

2-2 Spinning-room Mechanic

Subjects	Hours 1st year	2nd year	3rd year	Remarks
A. Social matters	70	70	70	
B. Physical exercise	35	35	35	
C. Related instructions	210	210	210	
1. Mathematics for industry	◎	◎		
2. Physics and chemistry	◎	◎		
3. Practical foreign language	◎			
4. Outline of textile fabric	◎			
5. Outline of spinning	◎			
6. Spinning-machine	◎	◎	◎	6. Cotton spinning, wool spinning, hemp spinning, silk spinning, Japanese spinning.

7. Raw materials of textiles	◎	◎	
8. Treating and mixing of raw-materials		◎	◎
9. Machine for thread twisting		◎	◎
10. Machine and electrical engineering		◎	◎
11. Drafting	◎		
D. Work experience	1,155	1,155	1,155
1. Treating and mixing of raw materials			
2. Manipulating of spinning-machine			
3. Adjusting of carding-machine			
4. Adjusting of slubbers spinning and spinning-frame			
5. Installating of machine and repairing			
6. Manipulating of motors			
7. Safety working			

2-3 Weaving-room Mechanic

A. Social matters	70	70	70
B. Physical exercise	35	35	35
C. Related instructions	210	210	210
1. Mathematics for industry	◎	◎	
2. Physics and chemistry	◎	◎	
3. Practical foreign language	◎		
4. Outline of textile fabric	◎		
5. Weaving-machine and weaving	◎	◎	◎
6. System of textiles	◎		
7. Raw materials of textiles	◎		
8. Analysis and design of textiles		◎	
9. Machine for thread-twisting		◎	
10. Preparatory machine and preparating		◎	
11. Dobby and Tabett		◎	◎
12. Machine for pattern-weaving and its macinery			◎
13. Design of machine for pattern-weaving			◎
14. Rifining and dyeing	◎		
15. Machine and Electricity	◎	◎	
16. Drafting	◎	◎	
D. Work experience	1,155	1,155	1,155
1. Designing and analysing of textiles			
2. Preparating for weaving and manipulating of preparatory machine			
3. Manipulating and adjusting of weaving machine			
4. Manipulating of Dobby, Tabett and machine for pattern weaving			
5. Installating of machine and repairing			
6. Designing of pattern-weaving			
7. Designing of dyed textiles			
8. Manipulating of motor			
9. Safety working			

2-4 Knitting-room Mechanic

A. Social matters	70	70	70
B. Physical exercise	35	35	35
C. Related instructions	210	210	210
1. Mathematics for industry	◎	◎	
2. Physics and chemistry	◎	◎	
3. Practical foreign language	◎	◎	

4. Outline of textile fabric	◎		
5. Technology on knitting	◎	◎	
6. Knitting machine		◎	◎
7. Raw materials for knitting	◎		
8. Machine and Electricity		◎	◎
9. Drafting	◎		
D. Work experience	1,155	1,155	1,155
1. Basic work exercises			
a. Treating of materials			
b. Handling of tools			
c. Basic manipulating of various machines			
d. Safety working			
2. Applied work exercises			
a. Designing and analysing of knitting			
b. Preparatory working of knitting			
c. Knitting			
d. Adjusting of knitting-machine			
e. Installating of knitting-machine and repairing			
f. Treating of produced goods			
g. Inspecting of produced goods			

2-5 Dyer

A. Social matters	70	70	70
B. Physical exercise	35	35	35
C. Related instructions	210	210	210
1. Mathematics for industry	◎	◎	
2. Physics and chemistry	◎	◎	
3. Practical foreign language	◎		
4. Design	◎	◎	
5. Outline of dyeing	◎		
6. Textiles	◎	◎	
7. Raw material of textiles		◎	
8. Dye-stuffs	◎	◎	
9. Complemental medicals for dyeing	◎	◎	◎
10. Paste stuffs	◎	◎	◎
11. Soak-dyeing	◎	◎	◎
12. Pattern-dyeing by handwork and ordinal pattern-dyeing	◎	◎	◎
13. Machines and instruments for dyeing	◎	◎	
14. Finishing of textiles			◎
15. Refining and Bleaching		◎	
16. Machine and Electricity			◎
D. Work experience	1,155	1,155	1,155
1. Refining and Bleaching			
2. Plain dyeing with various dye stuffs			
3. All sorts of pattern dyeing			
4. Manipulating of machines and instruments for dyeing			
5. Examining of dyeing and weaving goods			
6. Manipulating of motor			
7. Safety working			

2-6 Textile Printing Roller Engraver

A. Social matters	70	70	70
B. Physical exercise	35	35	35
C. Related instructions	210	210	210

1. Mathematics for industry	◎	◎		
2. Physics and chemistry	◎	◎		
3. Practical foreign language	◎			
4. Design	◎	◎		
5. History of metal arts		◎	◎	
6. Process of work	◎	◎	◎	
7. Materials	◎	◎		
8. Pattern-dyeing by handwork and ordinal pattern-dyeing		◎	◎	
9. Machine and instrument for dyeing			◎	9. Mainly, machine and instrument for pattern-dyeing by machine.
D. Work experience	1,155	1,155	1,155	
1. Basic work exercises				
a. Fabricating of tools				
b. Handling of tools				
c. Selecting of materials				
d. Basic work of etching				d. Nitric acid to corrode, chloride of iron to corrode, varnish to drop.
e. Roller grinding of single colors				
f. Handling of varnishing				
g. Handling of ruling				
h. Handling of lathe				
i. Varnish painting				
j. Printing of sketching				
k. Printing of textile print				
l. Touch sinking of metal				
m. Safety working				
2. Applied work exercises				
a. Direct engraving by free hand				
b. Engraving of panto-graph				
c. Dies engraving				
d. Finishing				

2-7 Textile Printing Template Maker

A. Social matters	70	70	70	
B. Physical exercise	35	35	35	
C. Related instructions	210	210	210	
1. Mathematics for industry	◎			
2. Physics and chemistry	◎	◎		
3. Practical foreign language	◎			
4. Design	◎	◎	◎	
5. Raw materials for spinning and weaving, and textiles	◎			
6. Pattern-dyeing by handwork and ordinal pattern-dyeing	◎	◎	◎	
7. Refining and bleaching and soak-dyeing		◎		
8. Finishing			◎	
9. Machine and Electricity			◎	
D. Work experience	1,155	1,155	1,155	
1. Basic work exercises				
a. Fabricating of tools				
b. Handling of tools				
c. Handling of materials				
d. Transfering of original drawing				

2. Applied work exercises				
a. Engraving of YUZEN (printing)-pattern				
b. Out-pattern for screen				
c. Engraving of photograph pattern for screen				
d. Assistance and working-up				
e. Drafting of design				

2-8 Custom Tailor

A. Social matters	70	70	70	
B. Physical exercise	35	35	35	
C. Related instructions	280	210	175	
1. Mathematics for industry	◎	◎		
2. Physics and chemistry	◎	◎		
3. Practical foreign language	◎	◎		
4. Introduction of costume	◎			
5. Æsthetic studies of costume		◎		
6. History of costume	◎			
7. Design		◎	◎	
8. Science of clothing		◎	◎	8. Materials, management of clothing, sanitation of clothing.
9. Analysis of new-fashion			◎	
10. Depiction of style			◎	
11. Summery of tailoring	◎	◎		
12. Drafting	◎	◎	◎	
D. Work experience	1,085	1,155	1,190	
1. Basic work exercises				
a. Manipulating of sewing-machine				
b. Foundational sewing and partial sewing				
c. Taking measure				
d. Handicraft for various costumes and accessories				
2. Applied work exercises				
a. Cutting				
b. Sewing				

3-1 Pig-casting Worker

A. Social matters	70	70	70	
B. Physical exercise	35	35	35	
C. Related instructions	280	210	70	
1. Mathematics for industry	◎	◎		
2. Physics and chemistry	◎	◎		
3. Practical foreign language	◎	◎		
4. Outline of mechanical engineering	◎			
5. Outline of electrical engineering		◎		
6. Metallic materials		◎		
7. Method of pig-casting	◎	◎	◎	7. Including refractory materials.
8. Outline of pig-casting & steel-making	◎			
9. Fuels & combustion	◎	◎		
10. Drawing		◎		10. Matters on hot blast furnace, such as utilization of melting furnaces gas, etc.

D. Work experience	1,085	1,155	1,295	
1. Basic work exercises				
a. Popular basic working				a. Including names and handling of tools, instruments, gauges, materials, etc.
2. Applied work exercises				2. Concerning the applied work exercises, stress may be laid on one of a–g according to occupation concerned and others may be taught in connection.
a. Charging of raw materials				
b. Working of hot blast-furnace				
c. Working of front-furnace				
d. Casting				
e. Clearing of gas				
f. Controling				
g. Sintering				
h. Safety & healthy working, & emergency treatment				

3-2 Steel-making Worker

A. Social matters	70	70	70	
B. Physical exercise	35	35	35	
C. Related instructions	280	210	70	
1. Mathematics for industry	◎	◎		
2. Physics and chemistry	◎	◎		
3. Practical foreign language	◎	◎		
4. Outline of mechanical engineering	◎			
5. Outline of electrical engineering		◎		
6. Metallic materials		◎	◎	
7. Method of steel-making	◎	◎	◎	7. Including refractory materials.
8. Outline of pig-casting & steel-making	◎	◎		
9. Fuels & combustion		◎		
10. Drawing	◎			
D. Work experience	1,085	1,155	1,295	
1. Basic work exercises				
a. Popular basic working				a. Including names and treatment of tools, instruments, gauges, materials, etc.
2. Applied work exercises				2. Concerning the applied work exercises, stress may be laid on one of a–e according to occupation concerned and others may be taught in connection.
a. Working of gas generating furnace				
b. Working of raw materials				
c. Working of mixing furnace				
d. Steel-making				
e. Steel-ingot-making				
f. Safety & healthy working, & emergency treatment				

3-3 Non-ferrous Metal Refining Worker

A. Social matters	70	70	70	
B. Physical exercise	35	35	35	
C. Related instructions	280	280	140	
1. Mathematics for industry	◎	◎		
2. Physics and chemistry	◎	◎		
3. Practical foreign language	◎	◎		
4. Method of metal smelting	◎	◎	◎	
5. Method of metal refining		◎	◎	
6. Outline of electrical engineering		◎		
7. Metallurgical chemistry		◎		
8. Materials for furnace	◎			
9. Building of furnace		◎	◎	9. Including method of furnace building.
10. Metal analysis			◎	
11. Fuels and combustion	◎	◎		
12. Drawing	◎			
13. Quality control			◎	
D. Work experience	1,085	1,085	1,225	
1. Preparative treatment of ores				1. Calcination, sintering, etc.
2. Operating of metal-smelting-machine and installation				2, 4. Including handling of tools, instruments, machine, indicator, etc.
a. Dry smelting				
b. Wet smelting				
c. Electric smelting				
3. Exercises in smelting				3, 5. Including treatment of slag, waste solution, waste gas.
a. Dry smelting				
b. Wet smelting				
c. Electric smelting				
4. Operating of refining machine and installation				
a. Dry refining				
b. Wet refining				
5. Exercises in refining				
a. Dry refining				
b. Wet refining				
6. Analysing and testing				
7. Safety and healthy working, and emergency treatment				

3-4 Metallic Materials Testing Worker

A. Social matters	70	70	70	
B. Physical exercise	35	35	35	
C. Related instructions	280	210	70	
1. Mathematics for industry	◎	◎		
2. Physics and chemistry	◎	◎		
3. Practical foreign language	◎	◎		
4. Outline of mechanical engineering	◎			
5. Outline of electrical engineering		◎		
6. Metallic materials		◎	◎	
7. Strength of materials		◎		
8. Method of material testing		◎	◎	
9. Outline of pig-casting & steel-making	◎	◎		
10. Drawing	◎			

D. Work experience	1,085	1,155	1,295	
1. Basic work exercises				
a. Handling of measuring and testing instruments				
b. Metallurgical testing				b. Test-piece grinding and corrosion, microscopic testing.
2. Applied work exercises				
a. Testing of materials				
b. Heat-treatment				
c. Inspecting of material flaw				

3-5 Metallic Materials Inspecting Worker

A. Social matters	70	70	70	
B. Physical exercise	35	35	35	
C. Related instructions	280	210	70	
1. Mathematics for industry	◎	◎		
2. Physics and chemistry	◎	◎		
3. Practical foreign language	◎	◎		
4. Metallic materials		◎	◎	
5. Strength of materials		◎		
6. Inspecting standard and method of inspecting	◎	◎	◎	
7. Outline of pig-casting and steel-making	◎	◎		
8. Drawing	◎			
D. Work experience	1,085	1,155	1,295	
1. Basic work exercises				
a. Handling of measuring & inspecting instruments and tools				
2. Applied work exercises				
a. Inspecting and measuring of steel materials				a. Appearance, size, properties, flaw.
b. Inspecting of products				b. Appearance, size, properties, flaw.
c. Marking and recording				

3-6 Furnace and Kiln Operator

A. Social matters	70	70	70	
B. Physical exercise	35	35	35	
C. Related instructions	280	210	70	
1. Mathematics for industry	◎	◎		
2. Physics and chemistry	◎	◎		
3. Practical foreign language	◎	◎		
4. Outline of pig-casting and steel-making	◎	◎		
5. Method of heating		◎	◎	5. Including indicator and measuring.
6. Fuels and combustion		◎		6. Including heat control.
7. Metallic materials		◎	◎	
8. Outline of electrical engineering		◎		
9. Outline of building of furnace and kiln	◎			9. Including method of furnace and kiln buildings.
D. Work experience	1,085	1,155	1,295	
1. Basic work exercises				
a. Handling of tool and measuring instruments				

b. Treating of materials				b. Inspecting of appearance, size, properties and arrangement, etc.
2. Applied work exercises				
a. Operating of furnace and kiln				
b. Safety and healthy working, and emergency treatment				

3-7 Steel Rolling and Drawing Worker

A. Social matters	70	70	70	
B. Physical exercise	35	35	35	
C. Related instructions	280	210	70	
1. Mathematics for industry	◎	◎		
2. Physics and chemistry	◎	◎		
3. Practical foreign language	◎	◎		
4. Outline of pig-casting and steel-making	◎	◎		
5. Method of rolling and drawing		◎	◎	
6. Metallic materials		◎	◎	
7. Fuels and combustion		◎		
8. Outline of electrical engineering		◎		
9. Outline of mechanical engineering	◎			
10. Drawing	◎			
D. Work experience	1,085	1,155	1,295	
1. Basic work exercises				
a. Handling of tools and equipments				a. Including names and handling of tools, instruments, and materials.
2. Applied work exercises				
a. Heating				
b. Rolling and drawing				
c. Correcting				
d. Classification and arranging of products				
e. Safety and healthy working, and emergency treatment				

3-8 Forging Worker

A. Social matters	70	70	70	
B. Physical exercise	35	35	35	
C. Related instructions	280	280	140	
1. Mathematics for industry	◎	◎		
2. Physics and chemistry	◎	◎		
3. Practical foreign language	◎	◎		
4. Outline of mechanical engineering	◎			
5. Technology of machining	◎	◎	◎	5. Mainly forging and including stamp-forging.
6. Metallic-materials		◎	◎	6. Including heat-treatment.
7. Strength of materials		◎	◎	
8. Drawing	◎			8. Including lofting for forging.
D. Work experience	1,085	1,155	1,225	
1. Basic work exercise				
a. Handling of tools & instruments				
b. Measuring				

c. Basic working of hand-forging				c. Drawing, bending, upsetting, setting-down, cutting off, punching, welding & etc.
d. Basic working of heat-treatment				
e. Basic operating of smiths-hearth				
f. Basic working of various forging-machines				
g. Safety working				
2. Applied work exercises				
a. Scribing & cutting off materials				a. Including calculating of materials.
b. Operating of furnace				b. Including reverberatory furnace,oil-furnace.
c. Forging of simple tools				c. Tongs, calipers, composses, spanners, etc.
d. Forging of machine parts				
e. Testing of products				
3-9 Hand Cutting Tool Maker				
A. Special matters	70	70	70	
B. Physical exercise	35	35	35	
C. Related instructions	280	210	175	
1. Mathematics for industry	◎	◎		
2. Physics & chemistry	◎	◎		
3. Practical foreign language	◎	◎		
4. Technology on machining	◎	◎		
5. Method of heat treatment			◎	
6. Method of metallic plating		◎		
7. Metallic materials		◎	◎	
8. Strength of materials			◎	
9. Drawing	◎			
D. Work experience	1,085	1,155	1,190	
1. Basic work exercises				
a. Handling of tools & instruments				
b. Measuring & scribing				
c. Basic works in finishing				
d. Basic works in hand-forging				
e. Basic works in heat-treatment				
f. Operating of machine tools				f. Operating of tool grinding.
g. Safety working				
2. Applied work exercises				
a. Operating of machine for cutting tool				
b. Forging				
c. Heat-treating				
d. Grinding				
e. Testing of products				
3-10 Metal-fusing Worker				
A. Social matters	70	70	70	
B. Physical exercise	35	35	35	
C. Related instructions	280	280	140	
1. Mathematics for industry	◎	◎		
2. Physics and chemistry	◎	◎		
3. Practical foreign language	◎	◎		
4. Outline of mechanical engineering	◎			

5. Technology on machining	◎	◎		5. Mainly casting & pattern-making.
6. Method of metal-fusing	◎	◎	◎	6. Including fusing equipment and electric engineering required.
7. Metallic materials	◎	◎		
8. Materials for furnace, & fuel		◎	◎	8. Including heat control.
9. Drawing	◎			
D. Work experience	1,085	1,085	1,225	
1. Basic work exercises				
a. Handling of tools & instruments				
b. Preparatory working for metal-fusing				b. Cupola, electric furnace, crucible furnace, etc.
c. Basic operating on all kind of furnaces				
d. Basic working in repairing furnace				
e. Protecting from hurt				
2. Applied work exercises				
a. Preparatory working for metal-fusing				
b. Operating on furnace & attached equipment				
c. Combining of elementary metals				
d. Thermometring				
e. Repairing of furnace				
3-11 Foundry-man				
A. Social matters	70	70	70	
B. Physical exercise	35	35	35	
C. Related instructions	280	280	140	
1. Mathematics for industry	◎	◎		
2. Physics & chemistry	◎	◎		
3. Practical foreign language	◎	◎		
4. Outline of mechanical engineering	◎			
5. Technology on machining	◎	◎		5. Machining, welding, heat treatment, etc. of cast.
6. Method of casting	◎	◎	◎	6. Including electric engineering required.
7. Metallic materials		◎	◎	
8. Drawing	◎			8. Including lofting of pattern.
D. Work experience	1,085	1,085	1,225	
1. Basic work exercises				
a. Handling of tools & instruments				
b. Basic working in moulding by solid-pattern				
c. Basic working in moulding by sweeping-pattern				
d. Basic working in moulding by strike-pattern				
e. Basic working in baking mould				
f. Basic making of core				
g. Safety working				
2. Applied work exercises				
a. Moulding of machine parts (1)				a. Moulding in mainly small cast, green-sand-

b. Moulding of machine parts (2)				mould by complex middle-type solid-patterns & baking mould. b. Moulding in mould in which used the complex core & three set or more moulding flask.
c. Operating of pig-fusing-furnace				c. Including breaking of casting-bin, sweeping of sand, sand-blasting, etc. and counter-plan for failure of castings.
d. Finishing & sweeping of cast				
e. Testing of products				
3-12 Pattern-maker				
A. Social matters	70	70	70	
B. Physical exercise	35	35	35	
C. Related instructions	280	210	140	
1. Mathematics for industry	◎	◎		
2. Physics & chemistry	◎	◎		
3. Practical foreign language	◎	◎		
4. Outline of mechanical engineering	◎			
5. Manufacturing method	◎	◎	◎	5. Mainly making of pattern, and casting.
6. Materials		◎	◎	6. Mainly wood, (including drying of it) and including metallic materials of casting in general.
7. Strength of materials			◎	
8. Drawing	◎	◎		
D. Work experience	1,085	1,155	1,255	
1. Basic work exercises				
a. Handling of tools & instruments				
b. Measuring & scribing				
c. Operating of machine tool				
d. Basic drawing of lofting for pattern				
e. Making of all kinds of basic patterns				e. Solid-pattern, sweeping-pattern, strike-pattern, core-pattern, etc.
f. Safety working				
2. Applied work exercise				
a. Lofting of pattern				
b. Classification and management of wood				b. Including wood-drying.
c. Making of lofting template for pattern				
d. Making of pattern				
e. Adjusting of machine tool for wood, and grinding & sharpening of tools				
f. Inspecting of products				
3-13 Sheet-metal Worker				
A. Social matters	70	70	70	
B. Physical exercise	35	35	35	
C. Related instructions	280	210	140	
1. Mathematics for industry	◎	◎		
2. Physics & chemistry	◎	◎		

3. Practical foreign language	◎	◎		
4. Outline of mechanical engineering	◎			
5. Technology on machining	◎	◎	◎	5. Mainly sheet metal working (including welding of sheet-metal).
6. Metallic materials		◎	◎	
7. Strength of materials			◎	
8. Drawing		◎	◎	8. Including development of figure.
D. Work experience	1,085	1,155	1,225	
1. Basic work exercises				
a. Handling of tools & instruments				
b. Measuring and scribing				
c. Basic working in finishing				
d. Operating of machine				
e. Basic working in cutting off				
f. Basic working in bending				
g. Basic working in removing strains				
h. Basic working in wringing				
i. Basic working in folding seam				
j. Basic working in rivetting & clamping				
k. Basic working in welding & soldering				
l. Safety working				
2. Applied work exercises				
a. Lofting and scribing-shearing				
b. Sheet-metal parts working				
c. Assembling of sheet-metal				
d. Inspecting of products				
3-14 Metal Press Worker				
A. Social matters	70	70	70	
B. Physical exercise	35	35	35	
C. Related instructions	280	210	140	
1. Mathematics for industry	◎	◎		
2. Physics & chemistry	◎	◎		
3. Practical foreign language	◎	◎		
4. Outline of mechanical engineering	◎			
5. Technology on machining	◎	◎	◎	5. Mainly sheet-metal working, and including structure operation of dies.
6. Metallic materials		◎	◎	
7. Mechanism		◎		7. Including oil-pressure mechanism.
8. Strength of materials			◎	
9. Drawing	◎	◎		9. Including development of figures
D. Work experience	1,085	1,155	1,225	
1. Basic work exercises				
a. Handling of tools & instruments				
b. Measuring and scribing				
c. Basic working in finishing				
d. Basic working in sheet-metal				
e. Basic working in removing strains				

f. Basic working in all kinds of machines				
i. Cutting-off				
ii. Punching				
iii. Bending				
iv. Wringing				
g. Basic working in rivetting and clamping				
h. Basic working in welding & soldering				
i. Safety working				
2. Applied work exercises				
a. Setting and adjusting of dies				
b. Lofting and scribing-shearing				
c. Sheet-metal parts working				c. Including hot working.
d. Adjusting of all kinds of machines				
e. Inspecting of products				

3-15 Boiler Maker

A. Social matters	70	70	70	
B. Physical exercises	35	35	35	
C. Related instructions	280	280	175	
1. Mathematics for industry	◎	◎		
2. Physics & chemistry	◎	◎		
3. Practical foreign language	◎	◎		
4. Boiler construction	◎	◎		4. Including thermotics.
5. Technology on machining	◎	◎	◎	
6. Metallic materials		◎	◎	
7. Boiler manipulations and fuel & combustion			◎	
8. Regulations on boilers			◎	
9. Drawing	◎	◎		9. Including development of figures.
D. Work experience	1,085	1,085	1,190	
1. Basic work exercises				
a. Handling of tools & instruments				
b. Measuring and scribing				
c. Operating of machine				
d. Basic working in forging				
e. Basic working in welding				
f. Basic working in curving				
g. Basic working in flanging				
h. Basic working in drilling & punching				
i. Basic working in rivetting & caulking				
f. Safety working				
2. Applied work exercises				
a. Lofting and scribing-shearing				
b. Making of parts				
c. Assembling				
d. Testing of products and measuring				

3-16 Electric-arc Welding Worker

A. Social matters	70	70	70	
B. Physical exercise	35	35	35	
C. Related instructions	280	280	175	
1. Mathematics for industry	◎	◎		
2. Physics & chemistry	◎	◎		

3. Practical foreign language	◎	◎		
4. Outline of mechanical engineering	◎			
5. Outline of electric engineering	◎	◎		
6. Technology of machining		◎	◎	
7. Technology of welding	◎	◎	◎	7. Outline of welding, design of welding, welding, operating of welding instruments, cutting off by gas, etc.
8. Metallic materials		◎	◎	8. Including outline of bead & properties of welded parts, and heat-treatment.
9. Regulations on welding			◎	
10. Drawing	◎	◎		
D. Work experience	1,085	1,085	1,190	
1. Basic work exercises				
a. Handling of tools & instruments				
b. Basic working in cutting off				
c. All kinds of moving of tip				c. Downward welding, fillet welding, spiral welding, fill in beading, etc.
d. Basic working in horizontal welding				
e. Basic working in outside & inside fillet welding				
f. Basic working in inclined welding				
g. Basic working in vertical welding				
h. Basic working in over-head welding				
i. Basic working in preventing from thermal strains				
j. Safety working				
2. Applied work exercises				
a. Welding of machine parts & units structure				
b. Welding of pressure vessel				
c. Assembling & repairing by welding				
d. Inspecting of products				

3-17 Gas Welding Worker

A. Social matters	70	70	70	
B. Physical exercise	35	35	35	
C. Related instructions	280	280	175	
1. Mathematics for industry	◎	◎		
2. Physics & chemistry	◎	◎		
3. Practical foreign language	◎	◎		
4. Outline of mechanical engineering	◎			
5. Technology of machining		◎	◎	
6. Technology of welding	◎	◎	◎	
7. Metallic materials		◎	◎	7. Outline of welding, design of welding, welding, cutting off by gas, etc.
8. Regulations on welding				8. Including outline of bead & properties of welded part, and heat-treatment.
9. Drawing	◎	◎		

D. Work experience	1,085	1,085	1,190	
1. Basic work exercises				
a. Handling of tools & instruments				
b. Basic working of cutting off				
c. Melting of plate & bead, handling of torch				c. Downward welding, fillet welding, spiral welding, fill in beading, etc.
d. Basic working in horizontal welding				
e. Basic working in outside & inside fillet welding				
f. Basic working in inclined welding				
g. Basic working in vertical welding				
h. Basic working in over-head welding				
i. Basic working in preventing from thermal strains				
j. Safety working				
2. Applied work exercises				
a. All kinds of cutting off				
b. Welding of machine parts & units structure				
c. Welding of non-ferrous metal				
d. Assembling & repairing by welding				
e. Inspecting of products				

3-18 Plater

A. Social matters	70	70	70	
B. Physical exercise	35	35	35	
C. Related instructions	210	210	105	
1. Mathematics for industry	◎	◎		
2. Physics & chemistry	◎	◎		
3. Practical foreign language	◎	◎		
4. Outline of electrical engineering	◎	◎		
5. Technology of machining		◎		
6. Method of plating	◎	◎	◎	6. Including metal surface finishing and treating (buffing method of acid-bath and decaparge).
7. Metal coloring and anticorroding			◎	
8. Materials	◎	◎		8. Mainly metallic materials and including materials for plating.
9. Drawing	◎			9. Mainly reading of blue-print.
D. Work experience	1,115	1,115	1,190	
1. Basic work exercises				
a. Basic working in metal surface finishing and treating				
b. Basic working in all kinds of plating				
c. Manipulating of all kinds of instruments for plating				
d. Safety and sanitary working				
2. Applied work exercises				
a. Metal surface finishing & treating				
b. All kinds of common plating				
c. Special plating, metal coloring and anticorroding				

d. Controling and reading of all kinds of equipments & indicator				
e. Inspecting of products				

3-19 Heat-treater

A. Social matters	70	70	70	
B. Physical exercise	35	35	35	
C. Related instructions	210	210	140	
1. Mathematics for industry	◎	◎		
2. Physics & chemistry	◎	◎		
3. Practical foreign language	◎	◎		
4. Outline of mechanical engineering	◎			
5. Outline of electrical engineering		◎		
6. Technology of machining		◎	◎	
7. Technology of heat-treatment	◎	◎	◎	7. Including thermometry, furnace, and materials for heat-treatment.
8. Metallic materials		◎	◎	8. Including material testing & metallography.
9. Drawing	◎			9. Mainly reading of blue-print.
D. Work experience	1,155	1,155	1,225	
1. Basic work exercises				
a. Handling of tools & instruments				
b. Manipulating of testing machine & thermometer				
c. Basic working in quenching				
d. Basic working intempering				
e. Basic working in annealing				
f. Basic working in normalizing				
g. Basic working in cementation				
h. Basic working in nitrogen hardening				
i. Basic operating in all kinds of furnaces				
j. Safety working				
2. Applied work exercises				
a. Heat-treating of common steel				
b. Heat-treating of special steel, special cast iron & special alloies				b. Including flame hardening & high frequency hardening, etc.
c. Thermometry				
d. Inspecting of products				

3-20 Lead Burner

A. Social matters	70	70	70	
B. Physical exercise	35	35	35	
C. Related instructions	280	280	140	
1. Mathematics for industry	◎	◎		
2. Physics & chemistry	◎	◎		
3. Practical foreign language	◎	◎		
4. Technology of machining	◎	◎	◎	4. Mainly sheet-metal working.
5. Metallic materials		◎	◎	5. Including anticorroding of metallic materials.
6. Strength of materials		◎	◎	
7. Mechanism		◎		

8. Drawing	◎	◎		8. Including development of figures.
D. Work experience	1,085	1,085	1,255	
1. Basic work exercises				
a. Handling of tools & instruments				
b. Measuring and scribing				
c. Manipulating of machine				
d. Basic working in sheet-metal				
e. Basic working in welding and soldering				
f. Basic working in homogen				
g. Safety working				
2. Applied work exercises				
a. Lead coating on machine & instrument parts				
b. Lead casting				
c. Assembling in sheet-metal				
d. Spraying by homogen				
e. Repairing of lead-coating parts in machine and instrument				
f. Inspecting of products				

4-1 Electric-wire Coating Worker

A. Social matters	70	70	70	
B. Physical exercise	35	35	35	
C. Related instructions	280	280	175	
1. Mathematics for industry	◎	◎		
2. Physics and chemistry	◎	◎		
3. Practical foreign language	◎	◎		
4. Theory of electricity	◎			
5. Materials		◎		
6. Outline of machanical engineering		◎		
7. Process of working	◎	◎		
8. Electric machines and equipment		◎	◎	
9. Strength of materials		◎	◎	
10. Testing and measuring			◎	
11. Regulations on electricity			◎	
D. Work experience	1,085	1,085	1,190	
1. Basic work exercises				
a. Handling of tools				
b. Manipulating of apparatus				
c. Length-measuring and wire winding				
d. Twisting				
e. Winding in paper				
f. Winding in paper and thread				
g. Tin-plating				
h. Knitting				
i. Gathering				
j. Drying and oil-bathing				
k. Lead coating				
l. Rubber coating				
m. Sulphating				
n. Tubing				
o. Armouring				
p. Painting				
q. Electric inspecting				
r. Safety working				

2. Applied exercises				
a. Coating of enamel wire				
b. Coating of Tokyo wire				
c. Coating of rubber coating wire				
d. Coating of power-transmission cable				
e. Coating of communicating cable				
f. Inspecting of products				

4-2 Cable-splicer

A. Social matters	70	70	70	
B. Physical exercise	35	35	35	
C. Related instruction	210	175	140	
1. Mathematics for industry	◎	◎		
2. Physics and chemistry	◎			
3. Practical foreign language	◎			
4. Theory of electricity	◎	◎		
5. Electric machine and equipment		◎	◎	
6. Material for electricity	◎	◎		
7. Testing and measuring		◎	◎	
8. Underground cable	◎	◎	◎	8. Design, construction and maintenance.
9. Electric power-station and substation			◎	
10. Power-transmission and distribution		◎		
11. Lining of interior and exterior		◎		11. Line of interior and aerial cable.
12. Telephone			◎	
13. Regulations on electricity			◎	
D. Work experience	1,155	1,190	1,225	
1. Basic work exercises				
a. Handling of tools				
b. Wire splicing				
c. Lead coating				
d. Direct-splicing of powertransmission cable				
e. Splicing of telephone cable				
f. Safety working				
2. Applied exercises				
a. Laying directly sunken				
b. Laying in connecting tubes				
c. Working in rising point				
d. Working in transformer-tower, switch-box, destributing box				
e. Finding and measuring of obstacle				

4-3 Line-man

A. Social matters	70	70	70	
B. Physical exercise	35	35	35	
C. Related instructions	210	175	140	
1. Mathematics for industry	◎	◎		
2. Physics and chemistry	◎			
3. Practical foreign language	◎			
4. Theory of electricity	◎	◎		
5. Electric machines and apparatus		◎	◎	
6. Electrical materials	◎	◎		
7. Interior wiring	◎	◎	◎	7, 8. Design, work and maintenance.
8. Exterior wiring	◎	◎	◎	
9. Test and measurement		◎		
10. Power station and substation			◎	
11. Power transmission and distribution		◎		

12. Telephone			◎	12. lines and equipments.
13. Codes of electricity			◎	
D. Work experience	1,155	1,190	1,225	
1. Basic work exercises				
a. Handling of tools				
b. Manipulating and fixing of apparatus				
c. Wire splicing				
d. Measuring				d. Measuring of voltage, current, insulation resistance and ground resistance.
e. Safety working				
2. Applied exercises				
a. Exposed and concealed lining				
b. Working of moulding				b. Wooden and metallic moulding
c. Working of metallic conduct tube				
d. Pole-erecting				
e. Fitting of pole assessories and stretching of wire				
f. Ascending and descending to transformer, etc.				
g. Manipulating of current line				

4-4 Electric Machine Operator

A. Social matters	70	70	70	
B. Physical exercise	35	35	35	
C. Related instructions	280	210	140	
1. Mathematics for industry	◎	◎		
2. Physics and chemistry	◎			
3. Practical foreign language	◎			
4. Theory of electricity	◎			
5. Electric machines and instruments		◎	◎	
6. Electrical Materials	◎	◎		
7. Interior and exterior wiring		◎		7. Including design and works
8. Test and measurements	◎	◎		
9. Power-station		◎	◎	9. Including generative machine
10. Substation		◎	◎	
11. Power transmission and distribution		◎	◎	
12. Telephone		◎		12. Lines and equipments.
13. Codes of electricity			◎	
D. Work experience	1,085	1,155	1,225	
1. Basic exercises				
a. Handling of tools				
b. Manipulating and fitting of apparatus				
c. Wire-splicing				
d. Measuring				d. Measuring of voltage, current, power, electric energy, insulation resistance, ground resistance and temperature.
e. Safety working				
2. Applied exercises				
a. Adjusting of meters and relays				
b. Maintenance of storage battery				

c. Maintenance of lightning guard				
d. Driving and maintenance of generator				
e. Manipulating and maintenance of transformer				
f. Controling and maintenance of circuit breaker				
g. Driving and maintenance of motor				
h. Maintenance of telephone				

4-5 Electric Machine Assembler

A. Social matters	70	70	70	
B. Physical exercise	35	35	35	
C. Related instructions	420	420	420	
1. Mathematics for industry	◎	◎		1. Algebra, geometry trigonometry & begining of differential & integral calculus.
2. Physics and chemistry	◎	◎		
3. Practical foreign language	◎	◎		
4. Theory of electricity	◎			
5. Outline of mechanical engineering		◎		
6. Electrical machines instruments		◎	◎	6. Including electric machine test.
7. Technology of machining	◎			
8. Materials		◎		
9. Strength of materials		◎	◎	
10. Application of electric power			◎	
11. Codes of electricity			◎	
12. Drawing	◎	◎	◎	
D. Work experience	945	945	1,190	
1. Basic work exercises				
a. Handling of tools				
b. Basic work of finishing				
c. Measuring and scribing				
d. Basic work of sheet-metal				
e. Basic work of machining				
f. Basic work of forging				
g. Basic work of welding				
h. Basic work of brazing				
i. Winding and insulating				
j. Safety working				
2. Applied work exercises				
a. Line working in the shop				
b. Assembling in the shop				
c. Winding and insulating in the shop				c. Including overhaul, clear-ing and rapairing.
d. Electric machine testing				

4-6 Communicating Machine Assembler

A. Social matters	70	70	70
B. Physical exercise	35	35	35
C. Related instructions	420	420	175

1. Mathematics for industry	◎	◎		1. Algebra, geometry trigonometry & begining of differential & integral culculus.
2. Physics and chemistry	◎	◎		
3. Practical foreign language	◎	◎		
4. Theory of electricity	◎			
5. Electrical communicating apparatus		◎	◎	5. Including electrical measuring.
6. Technology on vacuum-tube		◎	◎	
7. Technology of machining	◎			
8. Materials		◎		
9. Strength of materials		◎	◎	
10. Application of electric power			◎	
11. Codes of electricity			◎	
12. Drawing	◎	◎	◎	
D. Work experience	945	945	1,190	
1. Basic work exercises				
a. Handling of tools & instruments				
b. Basic work of finishing				
c. Measuring and scribing				
d. Basic work of sheet-metal				
e. Basic work of machining				
f. Basic work of forging				
g. Basic work of welding				
h. Basic work of brazing				
i. Winding and insulating				
j. Safety working				
2. Applied work exercises				
a. Line work in the shop				
b. Assembling in the shop				
c. Winding and insulating in the shop				c. Including overhauling, clearing and rapairing.
d. Electrical testing				

4-7 Special Vacuum-tube Maker

A. Social matters	70	70	70	
B. Physical exercise	35	35	35	
C. Related instructions	280	280	225	
1. Mathematics for industry	◎	◎		
2. Physics and chemistry	◎	◎		
3. Practical foreign language	◎	◎		
4. Theory of electricity	◎	◎		
5. Technology on vacuum-tube	◎	◎	◎	5. Including cathoderay tube, X-ray tube, construction, operation, usage, bulb-test, high frequency electric furnace, and vacuum-pump.
6. Measuring machine & instrument	◎	◎	◎	
7. Distribution	◎			
8. Technology of machining	◎	◎		
9. Materials		◎	◎	
10. Application of electric power			◎	
11. Drawing	◎			

D. Work experience	1,085	1,085	1,140	
1. Basic work exercises				
a. Handling of tools & instrument				
b. Manipulating of measuring machine & instrument				
c. Treating of glass				
d. Operating of vacuum pump				
e. Manipulating high frequency electric furnance				
f. Manipulating of high voltage equipment				
g. Safety working				
2. Applied work exercises				
a. Finishing work of glass				
b. Treating work of parts				b. Including various kinds of grinding, manipulating of electric furnace, hydrogen-furnace.
c. Assembling of cathode				
d. Inspecting of vacuum-pump				
e. Exhausting of bulb				
f. Test of products and its standard				
g. Protecting from hurt and emergency treating				

4-8 Draftsmen (electric equipment)

A. Social matters	70	70	70	
B. Physical exercise	35	35	35	
C. Related instruction	420	420	210	
1. Mathematics for industry	◎	◎		
2. Physics and chemistry	◎	◎		
3. Practical foreign language	◎	◎		
4. Outline of mechanical engineering	◎			
5. Electrical engineering	◎	◎		
6. Electric machines and instruments		◎	◎	
7. Technology of machining		◎		
8. Materials		◎	◎	
9. Strength of materials		◎		
10. Mechanism		◎		
11. Drawing on electricity	◎	◎	◎	11. Including simple design.
D. Work experience	945	945	1,155	
1. Basic work exercises				
a. Handling of drawing instruments				
b. Writing of letter and number				
c. Tracing of straight line, curved line & circle				
d. Plane drawing				
e. Solid drawing				
f. Projectory drawing				
g. Tracing of basic parts of electric machines				
h. Manipulating of calculating instrument				
i. Printing of blue print				
2. Applied work exercises				
a. Drawing, tracing and reading of electric machine drawings				

b. Measuring and sketching parts of electric machines
c. Designing of simple parts of electric machine and installation

5-1 Optical Instrument Assembler

Subjects	Hours 1st year	2nd year	3rd year	4th year	Remarks
A. Social matters	70	70	70	—	
B. Physical exercises	35	35	35	35	
C. Related instructions	280	210	140	35	
1. Mathematics for industry	◎	◎			
2. Physics and chemistry	◎	◎			
3. Practical foreign language	◎	◎			
4. Outline of mechanical engineering	◎				
5. Technology of machining	◎	◎			5. Mainly precise machining.
6. Optical instrument		◎	◎	◎	6. Including optics.
7. Materials			◎		
8. Strength of materials			◎		
9. Mechanism	◎				
10. Drawing	◎	◎			
D. Work experience	1,085	1,155	1,225	1,400	
1. Basic work exercises					
a. Handling of tools & instruments					
b. Basic work of finishing					b. Including sheet-metal, brazing & heat treating
c. Measuring & scribing					
d. Manipulating of machines					
e. Basic work of assembling					
f. Basic work of adjusting					
g. Fabricating of lens					
h. Safety working					
2. Applied work exercise					
a. Finishing of parts of machine and instrument					
b. Assembling of parts of machine and instrument					
c. Adjusting of machine and instrument					
d. Assembling of machine and instrument					
e. Accuracy testing					
f. Operation testing					

5-2 Measuring Instrument Assembler

Subjects	Hours 1st year	2nd year	3rd year	Remarks
A. Social matters	70	70	70	
B. Physical exercise	35	35	35	
C. Related instructions	280	280	175	
1. Mathematics for industry	◎	◎		
2. Physics and chemistry	◎	◎		
3. Practical foreign language	◎	◎		
4. Outline of mechanical engineering	◎			

5. Outline of electrical engineering		◎			
6. Technology of machining	◎	◎			
7. Measuring instruments		◎	◎		7. Including electrical indicator.
8. Materials		◎	◎		
9. Strength of materials			◎		
10. Mechanism	◎	◎			
11. Drawing	◎	◎			
D. Work experience	1,085	1,085	1,190		
1. Basic work exercises					
a. Handling of tools & instruments					
b. Basic work of finishing					b. Including sheet-metal, brazing, & heat treating.
c. Measuring and scribing					
d. Manipulating of machine tool					
e. Basic work of assembling					
f. Basic work of adjusting					
g. Safety working					
2. Applied work exercises					
a. Finishing of parts of machine and instrument					
b. Assembling of parts of machine and instrument					
c. Assembling of machine and instrument					
d. Adjusting of machine and instrument					
e. Accuracy testing					
f. Operation testing					

5-3 Watch-maker

Subjects	Hours 1st year	2nd year	3rd year	4th year	Remarks
A. Social matters	70	70	70	—	
B. Physical exercise	35	35	35	35	
C. Related instructions	280	210	140	35	
1. Mathematics for industry	◎	◎			
2. Physics and chemistry	◎	◎			
3. Practical foreign language	◎	◎			
4. Outline of mechanical engineering	◎				
5. Technology of machining	◎	◎			
6. Materials			◎		
7. Strength of materials			◎		
8. Instrument for chronometry		◎	◎	◎	
9. Mechanism	◎	◎			
10. Drawing	◎	◎			
D. Work experience	1,085	1,155	1,225	1,400	
1. Basic work exercises					
a. Handling of tools					
b. Measuring					
c. Manipulating of machines					
d. Basic work of die-making					
e. Basic work of pressing					
f. Basic work of punching					
g. Basic work of finishing of accessaries					

h. Basic work of heat-treating
i. Basic work of final finishing
j. Basic work of plating
k. Basic work of manipulating of automotives
l. Basic work of making of ground plates
m. Safety working

2. Applied exercises
a. Temporary assembling
b. Aseembling of clock work
c. Inspecting of clock work
d. Adjusting of ticking-off
e. Affixing in case
f. Adjusting of deviation

5-4 Physical and Chemical Instrument Assembler

Subjects	Hours 1st year	2nd year	3rd year	Remarks
A. Social matters	70	70	70	
B. Physical exercise	35	35	35	
C. Related instructions	280	210	175	
1. Mathematics for industry	◎	◎		
2. Physics and chemistry	◎	◎		
3. Practical foreign language	◎	◎		
4. Outline of mechanical engineering	◎			
5. Outline of electrical engineering	◎			
6. Technology of machining	◎	◎		
7. Physical and chemical instruments		◎	◎	
8. Materials		◎	◎	
9. Strength of materials			◎	
10. Mechanism		◎		
11. Drawing	◎	◎		
D. Work experience	1,085	1,155	1,190	

1. Basic work exercises
a. Handling of tools & instruments
b. Basic work of finishing
c. Measuring & scribing
d. Manipulating of machine tool
e. Working of sheet-metal & brazing
f. Basic work of assembling
g. Basic work of adjusting
h. Safety working

2. Applied work exercises
a. Finishing of parts of machine and instrument
b. Assembling of parts of machine and instrument
c. Adjusting of machine and instrument
d. Testing of products
e. Operation testing

5-5 Lens-grinder

Subjects	Hours 1st year	2nd year	3rd year	4th year	Remarks
A. Social matters	70	70	70	--	
B. Physical exercise	35	35	35	35	
C. Related instructions	280	210	140	35	
1. Mathematics for industry	◎	◎			
2. Physics and chemistry	◎	◎			
3. Practical foreign language	◎	◎			
4. Technology of machining	◎				
5. Mechanism		◎			
6. Materials and strength of materials		◎			
7. Optical glasses	◎				
8. Optics and optical machines & instruments		◎	◎	◎	
9. Grinding and grinding abrasives	◎				
10. Chemical treatment of glass			◎		
11. Drawing	◎	◎			11. Including simple drawing for optical instruments.
D. Work experience	1,085	1,155	1,225	1,400	

1. Basic work exercises
a. Manipulating of tools and subordinate materials
b. Measuring
c. Lens-finishing
d. Prism-finishing
e. Finishing of brais
f. Basic work of balsam-affixing
g. Silvering
h. Corroding for graduation and coating of film for law reflective index and so forth
i. Safety working

d. Including centering.

2. Applied work exercises
a. Lens-finishing
b. Prism-finishing
c. Balsam affixing
d. Silvering
e. Corroding for graduation and coating of film of law refective index and so forth
f. Accuracy testing

6-1 Machinist

Subjects	Hours 1st year	2nd year	3rd year	Remarks
A. Social matters	70	70	70	
B. Physical exercise	35	35	35	
C. Related instructions	280	210	175	
1. Mathematics for industry	◎	◎		
2. Physics and chemistry	◎	◎		
3. Practical foreign language	◎	◎		
4. Outline of mechanical engineering	◎			

5. Outline of electrical engineering			◎	
6. Technology of machining	◎	◎		
7. Metallic materials		◎	◎	
8. Strength of materials			◎	
9. Mechanism		◎		
10. Drawing	◎	◎		
D. Work experience	1,085	1,155	1,190	
1. Basic work exercises				
a. Handling of tools				
b. Measuring and scribing				
c. Basic works of finishing				
d. Basic works of various machine tools				
e. Tool grinding work				
f. Safety working				
2. Applied work exercise				2. Stress may be laid on and shall be instructed from "a" to "e" according to specialization of an apprentice.
a. Fabricating of machine parts				
b. Fine measuring				
c. Adjusting of machines				
d. Manipulating of jig & fixture				
e. Inspecting of products				

6-2 Finisher, Machine Shop

A. Social matters	70	70	70	
B. Physical exercise	35	35	35	
C. Related instructions	280	210	175	
1. Mathematics for industry	◎	◎		
2. Physics and chemistry	◎	◎		
3. Practical foreign language	◎	◎		
4. Outline of mechanical engineering	◎			
5. Outline of electrical engineering			◎	
6. Technology of machining	◎	◎		6. Mainly hand-finishing.
7. Metallic materials		◎	◎	
8. Strength of materials	◎	◎		
9. Mechanism		◎	◎	
10. Drawing	◎	◎		
D. Work experience	1,085	1,155	1,190	
1. Basic work exercises				
a. Handling of tools and instruments				
b. Measuring and scribing				
c. Basic work of finishing				
d. Fine finishing				d. lapping, scraping, etc.
e. Basic work of forging and heat treating				
f. Manipulating of machine				f. Work of drilling and grinding machine machine.
g. Safety working				
2. Applied work exercises				
a. Fabricating of machine parts				
b. Making of simple tools				b. Surface-plate, compass, hammer, square, etc.
c. Inspecting of products				

6-3 Jig and Fixture and Tool Finisher

A. Social matters	70	70	70	
B. Physical exercise	35	35	35	
C. Related instructions	280	210	175	
1. Mathematics for industry	◎	◎		
2. Physics and chemistry	◎	◎		
3. Practical foreign language	◎	◎		
4. Outline of mechanical engineering	◎			
5. Outline of electrical engineering			◎	
6. Technology of machining	◎	◎		
7. Metallic materials		◎	◎	
8. Strength of materials			◎	
9. Machanism		◎		
10. Drawing	◎	◎		
D. Work experience	1,085	1,155	1,190	
1. Basic work exercises				
a. Handling of tools & instruments				
b. Measuring and scribing				
c. Basic work of finishing				
d. Work of precise finishing				
e. Manipulating of machines				e. Handling of drilling machine and grinding machine.
f. Safety working				
2. Applied work exercises				
a. Finishing and assembling of jig & fixture				a. Jig & fixture for machining and assembling.
b. Finishing and assembling of dies				b. Dies & metal pattern for pressing, forging & casting.
c. Fine finishing of gauge				
d. Fine measuring				
e. Accuracy test				

6-4 Inspecting Worker, Machine Shop

A. Social matters	70	70	70	
B. Physical exercise	35	35	35	
C. Related instructions	280	280	105	
1. Mathematics for industry	◎	◎		
2. Physics & chemistry	◎	◎		
3. Practical foreign language	◎	◎		
4. Outline of mechanical engineering	◎			
5. Technology of machining		◎	◎	5. Including fine working.
6. Fine measuring and measuring instruments	◎	◎		
7. Metallic materials		◎	◎	
8. Strength of materials			◎	
9. Mechanism		◎		
10. Drawing	◎	◎		
D. Work experience	1,085	1,085	1,260	
1. Basic work exercises				
a. Handling of tools & instruments				
b. Manipulating of measuring instruments				
c. Measuring & inspecting				
2. Applied work exercises				
a. Inspecting of machine parts.				

b. Accuracy testing of machine				
c. Adjusting of measuring instruments				
6-5 Machine Assembler				
A. Social matters	70	70	70	
B. Physical exercise	35	35	35	
C. Related instructions	280	210	175	
1. Mathematics for industry	◎	◎		
2. Physics & chemistry	◎	◎		
3. Practical foreign language	◎	◎		
4. Outline of mechanical engineering	◎			
5. Outline of electrical engineering		◎		
6. Technology of machining	◎	◎		6. Including assembling-working.
7. Metallic materials		◎	◎	
8. Strength of materials		◎	◎	
9. Mechanism		◎		
10. Drawing	◎	◎		
D. Work experience	1,085	1,155	1,190	
1. Basic work exercises				
a. Handling of tools & instruments				
b. Measuring & scribing				
c. Basic working in fiinishing				
d. Manipulating of machines				
e. Basic working in assembling				e. Assembling of fitting, clamping, seiding & rotating parts.
f. Safety working				
2. Applied work exercises				
a. Pulling to parts and assembling of machines				
b. Adjusting of machines				
c. Accoracy testing				c. Including centering.
d. Operating testing				
e. Machine setting				
6-6 Internal Combustion Engine Assembler				
A. Social matters	70	70	70	
B. Physical exercise	35	35	35	
C. Related instructions	280	210	175	
1. Mathematics for industry	◎	◎		
2. Physics & chemistry	◎	◎		
3. Practical foreign language	◎	◎		
4. Outline of mechanical engineering	◎			
5. Technology of machining	◎	◎	◎	
6. Internal combustion engine	◎	◎	◎	6. All kinds of internal combustion engine.
7. Thermodynamics		◎		
8. Electric machines & instruments			◎	
9. Metallic materials		◎	◎	
10. Strength of materials		◎	◎	
11. Mechanism		◎		
12. Drawing	◎	◎		
D. Work experience	1,085	1,155	1,190	
1. Basic work exercises				
a. Handling of tools & instruments				
b. Basic working in finishing				
c. Manipulating of machines				

d. Measuring and scribing				
e. Inspecting & oiling				
f. Safety working				
2. Applied work exercises				
a. Machining of engine parts				a. Bearing metal fitting, cylinder boring, crank shaft grinding, valve fitting, etc.
b. Assembling of engine				
c. Centering				
d. Pulling to parts and repairing of engine				
e. Adjusting and testing of engine				
f. Efficiency testing				
6-7 Machine Operator				
A. Social matters	70	70	70	
B. Physical exercise	35	35	35	
C. Related instructions	280	280	175	
1. Mathematics for industry	◎	◎		
2. Physics and chemistry	◎	◎		
3. Practical foreign language	◎	◎		
4. Mechanical engineering	◎	◎	◎	4. Including thermodynamics, hydraulics, and pump, hydraulic machine & blowing machine.
5. Outline of electrical engineering		◎		
6. Technology of machining	◎	◎		
7. Prime-mover	◎	◎		7. Including lubricating apparatus.
8. Measuring apparatus			◎	
9. Materials		◎	◎	
10. Mechanism			◎	
11. Drawing	◎	◎		
D. Work experience	1,085	1,085	1,190	
1. Basic work exercises				
a. Handling of tools & instruments				
b. Basic working in finishing				
c. Inspecting and oiling				
d. Basic manipulating of all kinds of machines				
e. Safety working				
2. Applied work exercises				
a. Pulling to pieces, repairing and assembling of machine parts				
b. Pulling to pieces, repairing and assembling of machine				
c. Operating of machine				
d. Adjusting of machine				
e. Setting of machine				
f. Operation testing				
6-8 Boiler Man				
A. Social matters	70	70	70	
B. Physical exercise	35	35	35	
C. Related instructions	280	280	140	
1. Mathematics for industry	◎	◎		

2. Physics and chemistry	◎	◎		
3. Practical foreign language	◎	◎		
4. Outline of mechanical engineering	◎	◎		
5. Boiler construction and its manipulations	◎	◎	◎	
6. Fuel and combustion	◎	◎		
7. Heat management			◎	
8. Technology on machining		◎		8. Mainly boilermaking.
9. Materials and strength of materials		◎		
10. Mechanism		◎		
11. Regulation on boilers			◎	
12. Drawing	◎			
D. Work experience	1,085	1,085	1,225	
1. Basic work exercises				
a. Handling of tools & instruments				
b. Basic working in finishing				
c. Basic working in stoking				
d. Basic working in cleaning boiler				
e. Safety working				
2. Applied work exercises				
a. Manipulating of boiler				
b. Manipulating of subordinate apparatus				
c. Pulling to parts, cleaning and repairing of boiler				
d. Boiler water treating				
e. Efficiency testing				

6-9 Crane Man

A. Social matters	70	70	70	
B. Physical exercise	35	35	35	
C. Related instructions	280	280	140	
1. Mathematics for industry	◎	◎		
2. Physics and chemistry	◎	◎		
3. Practical foreign language	◎	◎		
4. Outline of mechanical engineering	◎			4. Including mechanism.
5. Outline of electrical engineering	◎			
6. Electric machines & instrument		◎	◎	
7. Distribution & distributer		◎		
8. Boiler & steam-engine		◎		
9. Crane construction	◎	◎		
10. Technology of machining		◎		
11. Materials		◎		
12. Strength of materials		◎	◎	
13. Regulations on crane			◎	
14. Drawing	◎			
D. Work experience	1,085	1,085	1,225	
1. Basic work exercises				
a. Handling of tools & instruments				
b. Basic working in finishing				
c. Manipulating of electric meter				
d. Basic working in slinging and signal method				
e. Basic driving of crane				
f. Eye-measuring of load				
g. Safety working				
2. Applied work exercises				

a. Repairing and maintenance of electric machines				
b. Wiring				
c. Driving of crane				
d. Overhauling, assembling & adjusting of crane				
e. Slinging				
f. Operation testing				

6-10 Painter, Machine Shop

A. Social matters	70	70	70	
B. Physical exercise	35	35	35	
C. Related instructions	210	210	105	
1. Mathematics for industry	◎	◎		
2. Physics and chemistry	◎	◎		
3. Practical foreign language	◎	◎		
4. Outline of mechanical engineering	◎			
5. Outline of electrical engineering			◎	
6. Method of painting	◎	◎		
7. Paints	◎	◎		7. Mainly paints.
8. Painting apparatus		◎	◎	
9. Design & figuring			◎	
10. Metallic materials	◎			
11. Drawing	◎			
D. Work expereience	1,155	1,155	1,260	
1. Basic work exercises				
a. Handling of tools				
b. Basic working in popular painting				
c. Basic working in brightpainting				
d. Basic working in spraypainting				
e. Basic working in coloring & combining				
f. Basic working in drying				
g. Basic working in plastering				
h. Safety working				
2. Applied work exercise				
a. Painting of machine, apparatus or ship				
b. Painting of special paints				
c. Recovering of painting parts				
d. Compounding and drying				
e. Inspecting of products				

6-11 Wood-worker

A. Social matters	70	70	70	
B. Physical exercise	35	35	35	
C. Related instructions	210	210	105	
1. Mathematics for industry	◎	◎		
2. Physics and chemistry	◎	◎		
3. Practical foreign language	◎	◎		
4. Outline of mechanical engineering	◎			
5. Outline electrical engineering		◎		
6. Method of fabricating	◎	◎		
7. Wood-machine-tool	◎	◎		
8. Painting method			◎	
9. Materials		◎	◎	9. Mainly wooden materials & including drying.
10. Strength of materials			◎	

11. Drawing	◎	◎	
D. Work experience	1,155	1,155	1,260
1. Basic work exercises			
a. Classification, arrangement & management of sawing wood			
b. Handling of tools			
c. Measuring & scribing			
d. Basic working in manipulating of wood-machine-tool			
e. Safety working			
2. Applied work exercises			
a. Fabricating of wooden parts			
b. Working of wood-machine-tool			
c. Wood-drying			
d. Joining			
e. Painting			
f. Adjusting of wood-machine-tool & tool-grinding			
g. Inspecting of products			

6-12 Card-clothing Maker

A. Social matters	70	70	70
B. Physical exercise	35	35	35
C. Related instructions	280	280	140
1. Mathematics for industry	◎	◎	
2. Physics and chemistry	◎	◎	
3. Practical foreign language	◎	◎	
4. Outline of mechanical engineering	◎		
5. Outline of electrical engineering		◎	
6. Outline of textile industry	◎		
7. Spinning machine		◎	◎
8. Raw materials for spinning		◎	
9. Manufacturing method of cardclothing		◎	
10. Materials of card-clothing		◎	◎
11. Technology of machining			◎
12. Mechanism			◎
13. Drawing	◎		
D. Work experience	1,085	1,085	1,225
1. Basic work exercises			
a. Handling of tools & instruments			
b. Basic working in finishing			
c. Basic working in ground-cloth making			
d. Basic working in wire fitting			
e. Basic working in card-cloth grinding			
f. Safety working			
2. Applied work exercises			
a. Ground-cloth making			
b. Wire fitting			
c. Adjusting & repairing of wire-fitting machine			
d. Card-cloth grinding			
e. Wire re-arrangement			
f. Inspecting of products			

6-13 Knitting Needle Maker

A. Social matters	70	70	70
B. Physical exercise	35	35	35
C. Related instructions	280	210	175

1. Mathematics for industry	◎	◎		
2. Physics and chemistry	◎	◎		
3. Practical foreign language	◎	◎		
4. Technology of machining	◎	◎	◎	
5. Technology of knitting goods	◎	◎		
6. Knitting machine		◎	◎	
7. Metallic materials		◎	◎	
8. Strength of materials			◎	
9. Mechanism		◎		
10. Drawing	◎	◎		
D. Work experience	1,085	1,085	1,190	
1. Basic work exercises				
a. Handling of tools				
b. Manipulating of machines				
c. Treating of materials				
d. Measuring and scribing				
e. Basic work in finishing				e. File finishing, grinding, etc.
f. Heat-treating				
g. Fine-finishing				g. Lapping, tumbling, etc.
h. Safety working				
2. Applied work exercises				
a. Fabricating of knitting needle				
b. Inspecting of products.				

6-14 Draft Man, Machine Shop

A. Social matters	70	70	70	
B. Physical exercise	35	35	35	
C. Related instructions	420	420	210	
1. Mathematics for industry	◎	◎		
2. Physics and chemistry	◎	◎		
3. Practical foreign language	◎	◎		
4. Mechanical engineering	◎	◎		
5. Outline of electrical engineering			◎	
6. Technology of machining		◎	◎	
7. Materials		◎	◎	7. Including metal heat-treatment.
8. Strength of materials		◎	◎	
9. Mechanism	◎	◎		
10. Drawing	◎	◎	◎	10. Including simplified machine designing.
D. Work experience	945	945	1,155	
1. Basic work exercises				
a. Handling of drawing instruments				
b. Writing of letter & number				
c. Tracing of line, curve & circle				
d. Plane drawing				
e. Solid drawing				
f. Projecting drawing				
g. Tracing of machine element				
h. Operating of calculating instrument				
i. Printing of blue-print				
2. Applied work exercises				
a. Drawing, tracing and reading of mechanical drawing				
b. Measuring & sketching of machine parts				
c. Designing of simple machine parts & equipment				

7-1 Rigger, Ship Building

A. Social matters	70	70	70	
B. Physical exercise	35	35	35	
C. Related instructions	280	280	175	
1. Mathematics for industry	◎	◎		
2. Physics and chemistry	◎	◎		
3. Practical foreign language	◎	◎		
4. Outline of ship-building		◎		
5. Technology of machining		◎		5. Mainly ship-building.
6. Method of ship-rigging	◎	◎	◎	
7. Materials		◎		
8. Strength of materials			◎	
9. Drawing	◎	◎		
D. Work experience	1,085	1,085	1,190	
1. Basic work exercises				
a. Basic working in finishing				
b. Measuring & scribing				
c. Basic working in sheet-metal				
d. Basic working in forging				
e. Safety working				
2. Applied work exercises				
a. Scribing and fitting on the ship				
b. Making of metal goods for rigging				
c. Overhauling and assembling of fittings for rigging				
d. Assembling and adjusting of equipment for deck rigging goods				d. Steering, mooring loading, communicating equipment, etc.
e. Testing				e. Pressure test, water-tight test, etc.

7-2 Electric Equipment Rigger, Ship Building

A. Social matters	70	70	70
B. Physical exercise	35	35	35
C. Related instructions	280	280	175
1. Mathematics for industry	◎	◎	
2. Physics and chemistry	◎	◎	
3. Practical foreign language	◎	◎	
4. Outline of electrical engineering	◎		
5. Outline of mechanical engineering			◎
6. Outline of ship-building		◎	
7. Theory of electricity	◎	◎	
8. Electric machines & instruments		◎	◎
9. Communicating apparatus			◎
10. Materials for electricity	◎	◎	
11. Regulations on electricity			◎
12. Drawing	◎	◎	
D. Work experience	1,085	1,085	1,190
1. Basic work exercises			
a. Handling of tools & instruments			
b. Basic working in finishing			
c. Measuring & scribing			
d. Basic working in sheet-metal			
e. Basic working in forging			
f. Basic working in soldering			
g. Splicing of electric wire			
h. Basic working in wire winding			
i. Manipulating of meter			
j. Safety working			

2. Applied work exercises
   - a. Lining in the shop
   - b. Assembling of electric equipment in the shop
   - c. Fitting of electric equipment in the shop
   - d. Winding in the shop
   - e. Electrical testing
   - f. Repairing of electric machines and instruments
   - g. Testing of products

7-3 Iron Worker

A. Social matters	70	70	70	
B. Physical exercise	35	35	35	
C. Related instructions	280	280	175	
1. Mathematics for industry	◎	◎		
2. Physics and chemistry	◎	◎		
3. Practical foreign language	◎	◎		
4. Outline of mechanical engineering		◎		
5. Outline of electrical engineering			◎	
6. Outline of ship-building	◎			
7. Ship construction		◎	◎	
8. Technology of machining	◎	◎		8. Mainly ship-building.
9. Materials for ship-building				
10. Strength of materials			◎	
11. Drawing	◎	◎		11. Including lofting.
D. Work experience	1,085	1,085	1,190	
1. Basic work exercises				
a. Handling of tools & instruments				
b. Measuring & scribing				
c. Basic drawing in lofting and developing				
d. Basic working in template and pattern-making				
e. Basic working of machining				
f. Basic working in bending				
g. Basic working in angle				
h. Basic working in forging				
i. Basic working in drilling, rivetting and caulking				
j. Basic working in assembling				
k. Basic working in welding				
l. Safety working				
2. Applied work exercises				
a. Lofting and scribing-shearing				
b. Machining of iron-sheet				
c. Bending				
d. Assembling on the ground				
e. Fitting, building on the spot and launching				
f. Building of iron construction				
g. Welding in iron work				
h. Inspecting of products				

7-4 Coppersmith				
A. Social matters	70	70	70	
B. Physical exercise	35	35	35	
C. Related instructions	280	280	145	
1. Mathematics for industry	◎	◎		
2. Physics and chemistry	◎	◎		
3. Practical foreign language	◎	◎		
4. Outline of mechanical engineering	◎			
5. Outline of electrical engineering		◎		
6. Outline of ship-building	◎			
7. Technology of machining	◎	◎		
8. Marine engine	◎	◎		
9. Materials for ship-building			◎	
10. Strength of materials			◎	
11. Drawing	◎	◎		
D. Work experience	1,085	1,085	1,220	
1. Basic work exercises				
a. Handling of tools & instruments				
b. Basic working in finishing				
c. Measuring and scribing				
d. Lofting and template-making				
e. Basic working in sheet-metal				
f. Basic working in lofting and scribing-shearing				
g. Basic fixing of pipes				
h. Basic working in welding				
i. Basic working in assembling				
j. Safety working				
2. Applied work exercises				
a. Lofting and developing				
b. Sheet-metal working				
c. Pipe-fitting for engine				
d. Final pipe-fitting				
e. Testing & inspecting of products				

7-5 Dock Worker				
A. Social matters	70	70	70	
B. Physical exercise	35	35	35	
C. Related instructions	280	280	175	
1. Mathematics for industry	◎	◎		
2. Physics and chemistry	◎	◎		
3. Practical foreign language	◎	◎		
4. Outline of mechanical engineering	◎			
5. Outline of electrical engineering			◎	
6. Outline of ship-building	◎			
7. Ship construction		◎	◎	
8. Technology of machining	◎	◎		8. Mainly ship-building, including painting.
9. Dock and warf	◎	◎		
10. Materials		◎	◎	
11. Strength of materials			◎	
12. Drawing	◎	◎		
D. Work experience	1,085	1,085	1,190	
1. Basic work exercises				
a. Handling of tools & instruments				
b. Basic working in mooring				

c. Basic working in putting into and leaving from dock				
d. Basic working in fitting and setting up support and scaffolding				
e. Basic working in cleaning of ship-bottom				
f. Basic working in painting of ship-bottom				
g. Safety working				
2. Applied work exercises				
a. Putting into and leaving from dock				
b. Operating of dock-door				
c. Dock-block setting				
d. Cleaning of ship-bottom				
e. Painting of ship-bottom				
f. Testing of workings				

7-6 Ship-board Carpenter				
A. Social matters	70	70	70	
B. Physical exercise	35	35	35	
C. Related instructions	280	280	175	
1. Mathematics for industry	◎	◎		
2. Physics and chemistry	◎	◎		
3. Practical foreign language	◎	◎		
4. Outline of ship-building	◎			
5. Ship construction		◎	◎	
6. Technology of machining	◎	◎		6. Mainly ship-building.
7. Materials		◎	◎	
8. Strength of materials			◎	
9. Drawing	◎	◎		
D. Work experience	1,085	1,085	1,190	
1. Basic work exercises				
a. Handling of tools & instruments				
b. Basic wood-working				
c. Basic working in finishing				
d. Measuring and scribing				
e. Seeing through keel & screw shaft				
f. Assembling of unit-members				
g. Safety working				
2. Applied work exercises				
a. Scribing on the spot				
b. Preparation of ship-shell fitting				
c. Preparation of unit assembling				
d. Working in launching				
e. Testing of working				

7-7 Ship's Fittings Worker			
A. Social matters	70	70	70
B. Physical exercise	35	35	35
C. Related instructions	210	210	105
1. Mathematics for industry	◎	◎	
2. Physics and chemistry	◎	◎	
3. Practical foreign language	◎	◎	
4. Outline of ship-building	◎		
5. Ship construction		◎	◎

6. Method of ship-rigging		◎		6. Mainly rigging of ships fittings.
7. Technology of machining			◎	7. Mainly ship's fitting making.
8. Materials	◎	◎		
9. Drawing	◎	◎		
D. Work experience	1,155	1,155	1,260	
1. Basic work exercises				
a. Handling of tools & instruments				
b. Working of steel wire-rope				
c. Working of manila-rope				
d. Cutting of canvas				
e. Pipe larking				
f. Fender making				
g. Safety working				
2. Applied work exercises				
a. Working of wire, manila rope and sling				
b. Boat-sail making				
c. Boiler larking				
d. Making & setting of fender				
e. Tent-making				
f. Covers-making				
g. Testing of products				

7-8 Carpenter, Ship-building

A. Social matters	70	70	70	
B. Physical exercise	35	35	35	
C. Related instructions	280	280	175	
1. Mathematics for industry	◎	◎		
2. Physics and chemistry	◎	◎		
3. Practical foreign language	◎	◎		
4. Outline of ship-building		◎		
5. Technology of machining	◎	◎		
6. Wooden-ship construction			◎	
7. Materials		◎		7. Mainly wooden materials.
8. Strength of materials			◎	
9. Drawing	◎	◎		
D. Work experience	1,085	1,085	1,190	
1. Basic work exercises				
a. Classification, arrangement & management of sawing wood				
b. Making & handling of tools				
c. Manipulating of wood machine-tool				
d. Making of wood joint				
e. Wood joining				
f. Fixing of metal-fittings				
g. Safety working				
2. Applied work exercises				
a. Rigging of wooden parts inside of ship				a. Clapboard of cabin, door, ladder, etc.
b. Rigging of wooden parts outside of ship				b. Deck, hatch-lining, floor, heat-pretecting lining, ship-board wood working, etc.

c. Furniture making				c. Bed, desk, chair, pocket-shelf, etc.
d. Fixing of metal-fittings				
e. Water tighting of wooden parts				e. Deck, hatch-lining, boat, window-frame, etc.

7-9 Wooden Ship Builder

A. Social matters	70	70	70	
B. Physical exercise	35	35	35	
C. Related instructions	280	280	175	
1. Mathematics for industry	◎			
2. Physics and chemistry	◎			
3. Practical foreign language	◎	◎		
4. Outline of ship-building		◎		
5. Method of working		◎	◎	
6. Wooden ship construction			◎	
7. Method of rigging wooden ship			◎	
8. Materials		◎	◎	
9. Strength of materials		◎		
10. Drawing	◎	◎		
D. Work experience	1,085	1,085	1,190	
1. Basic work exercises				
a. Classification, arrangement and management of sawing wood				
b. Making and handling of tools				
c. Manipulating of wood machine tool				
d. Wood joining				
e. Making of wooden joint				
f. Fixing of metal fitting				f. Including tools for wooden working, metal fittings for rigging.
g. Safety working				
2. Applied work exercises				
a. Building of wooden ship				a. Including water-tighting of wooden parts, ship-board, ship-block.
b. Rigging of wooden ship				b. Including fixing of fittings, rigging of cabin.

7-10 Loftsman

A. Social matters	70	70	70	
B. Physical exercise	35	35	35	
C. Related instructions	280	280	175	
1. Mathematics for industry	◎	◎		
2. Physics and chemistry	◎	◎		
3. Practical foreign language	◎	◎		
4. Outline of ship building		◎		
5. Method of machining			◎	5. Mainly machining for ship-building.
6. Ship construction			◎	6. Dynamics on structure of ship-shell.
7. Strength of materials		◎		
8. Drawing	◎	◎	◎	
D. Work experience	1,085	1,085	1,190	
1. Basic work exercises				
a. Fabricating and handling of tools				a. Including wood-working tools.

b. Making of basic lofting template
c. Basic working in lofting
d. Scribing of pattern & template
e. Basic developing
f. Safety working
2. Applied work exercises
a. Ship's line drawing
b. Template making
c. Bending template making
d. Solid pattern making
e. Scribing ruler making
f. Shell developing
g. Template making for casting loft
h. Shell scribing
i. Measuring and preparing of tests

g. Stern-frame, hawse, hawse-hole, etc.
h. Draft mark & line, free-boardmark, outboard letter, etc.
i. Tonnage measuring, testing of gravity center, etc.

7-11 Draftsman, Ship-building

A. Social matters	70	70	70	
B. Physical exercise	35	35	35	
C. Related instructions	420	420	210	
1. Mathematics for industry	◎	◎		
2. Physics and chemistry	◎	◎		
3. Practical foreign language	◎	◎		
4. Outline of mechanical engineering	◎			
5. Outline of ship-building	◎			
6. Technology of machining		◎		6. Mainly machining for ship-building.
7. Ship construction		◎	◎	
8. Materials		◎	◎	
9. Strength of materials		◎		
10. Mechanism		◎		
11. Ship-building drawing	◎	◎	◎	11. Including simplified designing.
D. Work experience	945	945	1,155	
1. Basic work exercises				
a. Handling of drawing instruments				
b. Writing of letters and numbers				
c. Tracing of line, curve, circle				
d. Plane-drawing				
e. Solid-drawing				
f. Projection drawing				
g. Tracing of basic ship-shell-units				
h. Operating of calculating instruments				
i. Printing of blue-print				
2. Applied work exercises				
a. Drawing, tracing, reading, design and calculation of ship-shell				
b. Measuring and sketching of ship-shell-units				
c. Designing of simple ship-shell-units & equipment				

8-1 Automobile Mechanic, Internal Combustion Engine

A. Social matters	70	70	70	
B. Physical exercise	35	35	35	
C. Retated instructions	280	210	175	
1. Mathematics for industry	◎	◎		
2. Physics and chemistry	◎	◎		
3. Practical foreign language	◎	◎		
4. Automotive engineering		◎	◎	4. Including maintenance of automobile.
5. Technology of machining	◎			
6. Electric instruments of automobile		◎	◎	
7. Materials		◎		7. Including paint.
8. Strength of materials				
9. Mechanism		◎	◎	
10. Drawing	◎			
D. Work experience	1,085	1,085	1,190	
1. Basic work exercises				
a. Cleaning				
b. Handling of tools & instruments				
c. Measuring and testing				c. Including jet-pump & jet-valve.
d. Basic working in finishing				d. Hand finishing, machine finishing.
e. Basic working in forging				
f. Basic working in sheet-metal				
g. Basic working in welding				
h. Painting and upholstering				
i. Safety working				
2. Applied work exercises				
a. Overhauling and assembling				
b. Repairing of engine				b. Including accident inspecting.
c. Repairing of frame				c. "
d. Repairing of body				d. "
e. Adjusting				
f. Wiring and lining				
g. Completion testing and trial trip				

8-2 Electric Automobile Mechanic

A. Social matters	70	70	70
B. Physical exercise	35	35	35
C. Related instructions	280	210	175
1. Mathematics for industry	◎	◎	
2. Physics and chemistry	◎	◎	
3. Practical foreign language	◎	◎	
4. Outline of electrical engineering		◎	
5. Outline of electric automotive engineering		◎	◎
6. Technology of machining	◎		
7. Materials		◎	
8. Strength of materials			◎
9. Mechanism		◎	
10. Drawing	◎		
D. Work experience	1,085	1,155	1,190
1. Basic work exercises			
a. Cleaning			
b. Handling of tools & instruments			

c. Measuring and testing				c. Measuring and testing of voltage, current, power, power quantity, insulation resistance, earthresistance, pressure temperature, length, etc.
d. Basic working in finishing				
e. Basic working in forging				
f. Basic working in sheet-metal				
g. Basic working in welding				
h. Basic working in soldering				
i. Painting & upholsting				
j. Splicing				
k. Winding and insulating				
l. Safety working				
2. Applied work exercises				
a. Overhauling and assembling				
b. Repairing of electric instruments & machines				b. Including accident inspecting.
c. Repairing of body				c. "
d. Repairing of frame				d. "
e. Adjusting				
f. Wiring & lining				
g. Electrical testing				
h. Complection testing & trial trip				
8-3 Bicycle Mechanic				
A. Social matters	70	70	70	
B. Physical exercise	35	35	35	
C. Related instructions	210	210	105	
1. Mathematics for industry	◎	◎		
2. Physics and chemistry	◎	◎		
3. Practical foreign language	◎	◎		
4. Bicycle engineering	◎	◎		
5. Technology of machining	◎	◎		
6. Painting and plating		◎	◎	
7. Materials		◎	◎	7. Including theory of heat-treatment.
8. Drawing	◎	◎		
D. Work experience	1,155	1,155	1,260	
1. Basic work exercises				
a. Cleaning				
b. Handling of tools and machines				
c. Basic working in finishing				
d. Basic working in forging				
e. Basic working in sheet-metal				
f. Basic working in welding				f. Including soldering.
g. Basic working in painting				
h. Safety working				
2. Applied work exercises				
a. Overhauling and assembling				
b. Repairing and exchanging of tyre and tube				
c. Assembling and exchanging of bicycle parts				
d. Repairing of body				
e. Adjusting				
f. Testing				

8-4 Carpenter, Vehicle				
A. Social matters	70	70	70	
B. Physical exercise	35	35	35	
C. Related instructions	280	210	175	
1. Mathematics for industry	◎	◎		
2. Physics and chemistry	◎	◎		
3. Practical foreign language	◎	◎		
4. Outline of mechanical engineering		◎	◎	
5. Classification of vehicle & construction	◎	◎	◎	5. Mainly passenger-car, wagon, tram-car & including assembling and inside-room ornament of passenger-car and wagon.
6. Technology of machining	◎	◎		6. Mainly wooden working.
7. Painting		◎		7. Mainly wooden painting.
8. Materials	◎	◎		8. Mainly wooden materials.
9. Strength of materials			◎	
10. Drawing	◎	◎		
D. Work experience	1,085	1,155	1,190	
1. Basic work exercises				
a. Classification and arrangement of sawing wood				
b. Selection & scribing				b. Including lofting.
c. Manipulating wood machine tool				
d. Making of wooden joint				
e. Wood joining				
f. Safety working				
2. Applied work exercises				
a. Manufacturing of vihicle parts				
b. Assembling of vihicle				
c. Testing of vihicles				
8-5 Upholster				
A. Social matters	70	70	70	
B. Physical exercise	35	35	35	
C. Related instructions	210	210	105	
1. Mathematics for industry	◎	◎		
2. Physics and chemistry	◎	◎		
3. Practical foreign language	◎	◎		
4. Outline of mechanical engineering		◎		
5. Upholsting	◎	◎		
6. Materials		◎	◎	
7. History of industrial arts on ornamental-furniture			◎	
8. Design		◎	◎	
D. Work experience	1,155	1,155	1,190	
1. Basic work exercises				
a. Handling of tools & instruments				
b. Scribing and cutting				
c. Basic operating of sewing-machine				
d. Basic working in preparation				
e. Basic working in under-facing				
f. Basic working in facing				
2. Applied work exercises				
a. Scribing-cutting				
b. Sewing by machine				
c. Upholsting of seat & furniture				
d. Manufacting of mat				
e. Testing of products				

9-1 Acid Alkali Producing Worker				
A. Social matters	70	70	70	
B. Physical exercise	35	35	35	
C. Related instructions	280	245	140	
1. Mathematics for industry	◎	◎		
2. Physics & chemistry	◎	◎		
3. Practical foreign language	◎	◎		
4. Outline of chemical technology	◎			
5. Acid, alkali producing chemical industry	◎	◎	◎	
6. Analytic chemistry	◎	◎		
7. Theoretical chemistry		◎	◎	
8. Electrical chemistry		◎	◎	
9. Machines and electricity		◎	◎	9. Mainly chemical equipment.
10. Quality control			◎	
11. Drawing	◎			
D. Work experience	1,085	1,120	1,225	
1. Exercises on chemical apparatus equipments				1. Including handling of tools, instruments, machines, indicator, etc.
2. Exercises on producing works				
3. Technical analysis and testing methods				
4. Safety & healthy working and emergency treatment				
9-2 Inorganic Compound Producing Worker				
A. Social matters	70	70	70	
B. Physical exercises	35	35	35	
C. Related instructions	280	245	140	
1. Mathematics for industry	◎	◎		
2. Physics & chemistry	◎	◎		
3. Practical foreign language	◎	◎		
4. Chemical technology	◎	◎		4. Mainly inorganic chemical industry.
5. Inorganic chemistry	◎			
6. Analytical chemistry		◎		
7. Theoretical chemistry		◎		
8. Machine & electricity		◎	◎	8. Mainly chemical equipment.
9. Quality control			◎	
10. Drawing	◎			
D. Work experience	1,085	1,120	1,225	
1. Exercises on chemical apparatus & equipments				1. Including handling of tools, instruments, machines, indicator, etc.
2. Exercises on producing works				
3. Technical analysis and testing methods				
4. Safety & healthy working and emergency treatment				
9-3 Compressed Gas and Liquefied Gas Worker				
A. Social matters	70	70	70	
B. Physical exercises	35	35	35	
C. Related instructions	280	245	140	
1. Mathematics for industry	◎	◎		
2. Physics and chemistry	◎	◎		
3. Practical foreign language	◎	◎		

4. Outline of chemical technology	◎			
5. Machine & electricity		◎	◎	
6. Prime mover		◎		
7. Compressor		◎		
8. Indicating apparatus		◎		
9. Refrigerator			◎	
10. Analytical chemistry		◎		
11. Quality control			◎	
12. Laws & regulations			◎	
13. Drawing	◎			
D. Work experience	1,085	1,120	1,225	
1. Exercises on chemical apparatus & equipments				1. Including handling of tools instruments, machines, indicator, etc.
2. Exercises on producing works				2. Including filling up gases.
3. Technical analysis and testing methods				
4. Safety & healthy working and emergency treatment				
9-4 Compound Producing Worker, Electric Furnace				
A. Speciall matters	70	70	70	
B. Physical exercise	35	35	35	
C. Related instructions	280	210	140	
1. Mathematics for industry	◎	◎		
2. Physics and chemistry	◎	◎		
3. Practical foreign language	◎	◎		
4. Outline of chemical technology	◎			
5. Electrothermal chemistry		◎		
6. Electric furnace			◎	
7. Materials for furnace		◎		
8. Materials for electricity		◎		
9. Raw materials		◎	◎	
10. Analytical chemistry			◎	
11. Machine and electricity		◎	◎	
12. Quality control			◎	
13. Drawing	◎			
D. Work experience	1,085	1,155	1,225	
1. Exercises on chemical apparatus & equipments				1. Including handling of tools, instruments, machines, indicator, etc.
2. Exercises on producing works				
3. Technical analysis and testing methods				
4. Safety and healthy working and emergency treatment				
9-5 Special Glass Worker				
A. Social matters	70	70	70	
B. Physical exercise	35	35	35	
C. Related instructions	280	245	140	
1. Mathematics for industry	◎	◎		
2. Physics and chemistry	◎	◎		
3. Practical foreign language	◎	◎		
4. Outline of chemical technology	◎			
5. Glass producing industry	◎	◎	◎	
6. Furnace and kiln		◎	◎	
7. Materials for furnace	◎	◎		
8. Raw materials	◎			
9. Fuels and combustion		◎	◎	
10. Machine and electricity		◎	◎	10. Mainly ceramic machines.

11. Quality control			◎	
D. Work experience	1,085	1,120	1,225	
1. Basic work exercises				
a. Handling of tools & instruments				
b. Basic work in handling of glass				
c. Mixing of raw materials				
d. Operating of furnace & kiln				
e. Operating of glass producing machine				
f. Operating of steadily-cooling-kiln				
g. Safety & healthy working				
2. Applied work exercises				
a. Producing working of various special glass				
b. Inspecting of products				

9-6 Glass Product Worker

A. Social matters	70	70	70	
B. Physical exercise	35	35	35	
C. Related instructions	280	210	105	
1. Mathematics for industry	◎	◎		
2. Physics & chemistry	◎	◎		
3. Practical foreign language	◎	◎		
4. Outline of chemical technology	◎			
5. Glass producing industry		◎	◎	
6. Method of glass work	◎	◎	◎	
7. Raw materials	◎	◎		
8. Fuels and combustion	◎	◎		
9. Machine and electricity		◎	◎	9. Mainly, machine for glass work.
10. Quality control			◎	
D. Work experience	1,085	1,155	1,260	
1. Basic work exercises				
a. Handling of tools and instruments				
b. Basic working of glass producing				
c. Hand-blowing of glass				
d. Pressing of glass				
e. Heat-treating of glass				
f. Various grinding of glass				
g. Various engraving of glass				
h. Chemical treating of glass				
i. Various forming				
j. Special glass works				
k. Safety working				
2. Applied work exercises				
a. Working of brief vessels				
b. Working of complicated vessels				
c. Inspecting of products				

9-7 Kiln Burner, Ceramic Industry

A. Social matters	70	70	70	
B. Physical exercise	35	35	35	
C. Related instructions	280	210	140	
1. Mathematics for industry	◎	◎		
2. Physics and chemistry	◎	◎		
3. Practical foreign language	◎	◎		
4. Outline of chemical technology	◎			
5. Furnace and kiln		◎	◎	5. Including building of furnace.
6. Materials for furnace	◎	◎		

7. Raw Material	◎	◎		
8. Fuels and combustion		◎	◎	
9. Machine and electricity		◎	◎	9. Mainly ceramic machine.
10. Quality control			◎	
D. Work experience	1,085	1,155	1,225	
1. Basic work exercises				
a. Handling of tools, instruments				
b. Managing of blow-sheet				
c. Safety & healthy working				
2. Applied work exercises				
a. Mixing of raw materials				
b. Charging of raw materials				
c. Maintenance of furnace & kiln				
d. Taking products out of furnace				
e. Operating furnace				
f. Building-up furnace				
g. Scooping out furnace				

9-8 Industrial Explosives Workers

A. Social matters	70	70	70	
B. Physical exercise	35	35	35	
C. Related instructions	280	280	245	
1. Mathematics for industry	◎	◎		
2. Physics & chemistry	◎	◎		
3. Practical foreign language	◎	◎		
4. Outline of chemical technology	◎			
5. Analytical chemistry		◎		
6. Explosives producing industry	◎	◎	◎	
7. Outline of blasting			◎	
8. Machine and electricity		◎	◎	8. Mainly explosives producing machines.
9. Laws and regulations			◎	
10. Quality control			◎	
D. Work experience	1,085	1,085	1,120	
1. Exercises on chemical apparatus & equipment				1. Including handling of tools, instruments, machines, indicators, etc.
2. Exercises on producing works				
3. Technical analysis and testing methods				
4. Safety & healthy working and emergency treatment				

9-9 Compound Producing Worker, High Pressure

A. Social matters	70	70	70	
B. Physical exercise	35	35	35	
C. Related instructions	280	280	245	
1. Mathematics for industry	◎	◎		
2. Physics & chemistry	◎	◎		
3. Practical foreign language	◎	◎		
4. Outline of chemical technology	◎			
5. Chemistry on synthesis under high pressure			◎	
6. Analytical chemistry		◎		
7. Theoretical chemistry		◎	◎	
8. Machine and electricity	◎	◎		
9. Prime mover		◎		
10. Compressor and pump	◎	◎		
11. Equipment of generating high pressure	◎	◎	◎	

12. Indicating apparatus			◎	
13. Fuels and combustion			◎	
14. Quality control			◎	
15. Laws and regulation			◎	
16. Drawing	◎			
D. Work experience	1,085	1,085	1,120	
1. Exercises on chemical apparatus & equipment				1. Including handling of tools, instruments, machines, indicators, etc.
2. Exercises on producing works				
3. Technical analysis and testing methods				
4. Safety and healthy working and emergency treatment				

9-10 Synthetic Resin Producing Worker

A. Social matters	70	70	70	
B. Physical exercise	35	35	35	
C. Related instructions	280	245	140	
1. Mathematics for industry	◎	◎		
2. Physics & chemistry	◎	◎		
3. Practical foreign language	◎	◎		
4. Chemical technology	◎	◎	◎	4. Mainly synthetic resin producing industry.
5. Analytical chemistry			◎	
6. Organic chemistry		◎	◎	
7. Working of synthetic resin			◎	
8. Fuels and combustion		◎		
9. Machine & electricity		◎	◎	9. Mainly chemical equipment.
10. Indicating apparatus		◎		
11. Quality control			◎	
12. Drawing	◎			
D. Work experience	1,085	1,120	1,225	
1. Exercises on chemical apparatus & equipments				1. Including handling of tools, instruments, machines, indicators, etc.
2. Exercises on producing works				
3. Technical analysis and testing methods				
4. Safety & healthy working and emergency treatment				

9-11 Gas Generating Furnace Worker

A. Social matters	70	70	70	
B. Physical exercise	35	35	35	
C. Related instructions	280	245	140	
1. Mathematics for industry	◎	◎		
2. Physics & chemistry	◎	◎		
3. Practical foreign language	◎	◎		
4. Outline of chemical techonology	◎			
5. Analytical chemistry		◎		
6. Inorganic chemistry	◎			
7. Machine and electricity		◎	◎	
8. Gas generating furnace		◎	◎	
9. Compressor and blower	◎			
10. Fuels and combustion		◎	◎	
11. Indicating apparatus			◎	
12. Drawing	◎			

D. Work experience	1,085	1,120	1,225	
1. Exercises on chemical apparatus & equipments				1. Including handling of tools, instruments, machines, indicators, etc.
2. Exercises on producing works				
3. Technical analysis and testing methods				
4. Safety & healthy working and emergency treatment				

9-12 Organic Synthetic Compound Producing Worker

A. Social matters	70	70	70	
B. Physical exercise	35	35	35	
C. Related instructions	280	245	140	
1. Mathematics for industry	◎	◎		
2. Physics & chemistry	◎	◎		
3. Practical foreign language	◎	◎		
4. Chemical technology	◎	◎		4. Mainly organic sythetic chemical industry.
5. Organic chemistry	◎	◎		
6. Synthetic chemistry		◎	◎	
7. Analytical chemistry			◎	
8. Machine & electricity		◎	◎	8. Mainly chemical equipment.
9. Quality control			◎	
D. Work experience	1,085	1,120	1,225	
1. Exercises on chemical apparatus & equipments				1. Including handling of tools, instruments, machines, indicators, etc.
2. Exercises on producing works				
3. Technical analysis and testing methods				
4. Safety & healthy working and emergency treatments				

9-13 Paints Producing Worker

A. Social matters	70	70	70	
B. Physical exercise	35	35	35	
C. Related instructions	280	245	140	
1. Mathematics for industry	◎	◎		
2. Physics and chemistry	◎	◎		
3. Practical foreign language	◎	◎		
4. Chemical technology	◎	◎	◎	4. Mainly pigment, paints, synthetical resin producing industry.
5. Analytical chemistry		◎		
6. Chemistry on oil and fat	◎	◎	◎	
7. Machine and electricity		◎	◎	7. Mainly chemical equipment.
8. Quality control			◎	
D. Work experience	1,085	1,120	1,225	
1. Exercises on chemical apparatus of equipment				1. Including handling of tools, instruments, machines, indicators, etc.
2. Exercises on producing works				
3. Technical analysis and testing methods				
4. Safety & healthy working and emergency treatment				

9-14 Oil and Fat Producing Worker

A. Social matters	70	70	70	
B. Physical exercise	35	35	35	
C. Related instructions	280	245	140	
1. Mathematics for industry	◎	◎		
2. Physics & chemistry	◎	◎		
3. Practical foreign language	◎	◎		
4. Chemical technology	◎	◎	◎	4. Mainly oil and fat producing industry.
5. Analytical chemistry	◎			
6. Chemistry on oil and fat	◎	◎	◎	
7. Machine & electricity		◎	◎	7. Mainly chemical equipments.
8. Quality control			◎	
D. Work experience	1,085	1,120	1,225	
1. Exercises on chemical apparatus & equipments				1. Including handling of tools, instruments, machines, indicators etc.
2. Exercises on producing works				
3. Technical analysis and testing methods				
4. Safety & healthy working and emergency treatment				

9-15 Nitro-cellulose and Celluloid Producing Worker

A. Social matters	70	70	70	
B. Physical exercise	35	35	35	
C. Related instructions	280	245	140	
1. Mathematics for industry	◎	◎		
2. Physical & chemistry	◎	◎		
3. Practical foreign language	◎	◎		
4. Outline of chemical technology	◎			4. Mainly organic chemical industry.
5. Nitro-cellulose and celluloid producing industry	◎	◎	◎	
6. Analytical chemistry	◎	◎		
7. Machine & electricity		◎	◎	7. Mainly chemical equipments.
8. Quality control			◎	
9. Drawing	◎			
D. Work experience	1,085	1,120	1,225	
1. Exercises on chemical apparatus & equipments				1. Including handling of tools, instruments, machines, indicators, etc.
2. Exercises on producing works				
3. Technical analysis and testing methods				
4. Safety & healthy working and emergency treatments				

9-16 Pulp Producing Worker

A. Social matters	70	70	70	
B. Physical exercise	35	35	35	
C. Related instructions	280	245	140	
1. Mathematics for industry	◎			
2. Physics & chemistry	◎			
3. Practical foreign language	◎			
4. Outline of chemical technology	◎			
5. Fibre chemical industry	◎	◎	◎	

6. Machine & electricity		◎	◎	6. Mainly chemical equipments.
7. Quality control			◎	
8. Drawing	◎			
D. Work experience	1,085	1,120	1,225	
1. Exercises on chemical apparatus & equipments				1. Including handling of tools, instruments, machines, indicators, etc.
2. Exercises on producing works				
3. Technical analysis and testing methods				
4. Safety & healthy working and emergency treatment				

9-17 Paper Producing Worker

A. Social matters	70	70	70	
B. Physical exercise	35	35	35	
C. Related instructions	280	245	140	
1. Mathematics for industry	◎	◎		
2. Physics & chemistry	◎	◎		
3. Practical foreign language	◎	◎		
4. Outline of chemical technology	◎			
5. Fibre chemical industry	◎	◎	◎	
6. Machine and electricity		◎	◎	6. Mainly chemical equipments.
7. Quality control			◎	
8. Drawing	◎			
D. Work experience	1,085	1,120	1,225	
1. Exercises on chemical apparatus & equipment				1. Including handling of tools, instruments, machines, indicator, etc.
2. Exercises on producing works				
3. Technical analysis and testing methods				
4. Safety & healthy working and emergency treatment				

9-18 Compound Producing Worker, Fermentation

A. Social matters	70	70	70	
B. Physical exercise	35	35	35	
C. Related instructions	280	245	140	
1. Mathematics for industry	◎	◎		
2. Physics & chemistry	◎	◎		
3. Practical foreign language	◎	◎		
4. Outline of chemical technology	◎			4. Mainly organic chemical industry.
5. Fermentive industry	◎	◎	◎	
6. Organic chemistry		◎	◎	
7. Bacteriology	◎	◎	◎	
8. Machine & electricity		◎	◎	8. Mainly, chemical equipments.
9. Quality control			◎	
D. Work experience	1,085	1,120	1,225	
1. Exercises on chemical apparatus & equipments				1. Including handling of tools, instruments, machines, indicators, etc.
2. Exercise on producing works				
3. Technical analysis and testing methods				
4. Safety & healthy working and emergency treatment				

9-19 Chemical Analyser

A. Social matters	70	70	70	
B. Physical exercise	35	35	35	
C. Related instructions	420	420	175	
1. Mathematics for industry	◎	◎		
2. Physics & chemistry	◎	◎		
3. Practical foreign language	◎	◎		
4. Outline of chemical technology	◎	◎		
5. Analytical chemistry	◎	◎	◎	
6. Inorganic chemistry	◎	◎		
7. Organic chemistry		◎	◎	
8. Theoretical chemistry	◎	◎		
9. Machine & electricity		◎	◎	9. Mainly chemical equipments.
D. Work experience	945	945	1,190	
1. Basic work exercises				
a. Handling of analysing apparatus				a. Platinum apparatus, filtering apparatus, desiccating apparatus, chemical balance, etc.
b. Glass working				
c. Gathering of test-piece				c. Coal, coke, ore, metal, etc.
d. Measuring of specific gravity				
2. Applied work exercises				
a. Qualitative analysis				
b. Quantitative analysis				
c. Volumetric analysis				
d. Electroanalysis				
e. Gas analysis				
f. Technical analysis				f. Inorganic, organic compounds.

10-1 Carpenter

A. Social matters	70	70	70	
B. Physical exercise	35	35	35	
C. Related instructions	210	210	175	
1. Mathematics for industry	◎			
2. Physics and chemistry	◎			
3. Practical foreign language	◎			
4. Wood working	◎	◎		4. Including form work.
5. Materials		◎		
6. Stereotomy		◎		
7. Scheme of execution		◎	◎	
8. Outline of building	◎	◎		8. Including the building codes.
9. Building construction			◎	
10. Specification and estimation		◎	◎	
11. Designing and drafting	◎	◎	◎	
D. Work Experience	1,155	1,155	1,190	
1. Basic work exercises				
a. Handling of tools				a. Including keeping of tools.
b. Temporary work				
c. Form work				
d. Foundation working and scribing				
e. Lumber framing				
f. Lumber furring				

g. Finish carpentry				
h. Related work				h. Such works as simple foundation scaffolding and so on.
i. Safety working				
2. Applied work exercises				
a. Treatment of building materials				
b. Preparation for work				
c. Wood working				
d. Erection				
e. Scaffolding				
f. Curing				

10-2 Joiner

A. Social matters	70	70	70	
B. Physical exercise	35	35	35	
C. Related instructions	210	210	105	
1. Mathematics for industry	◎			
2. Physics and chemistry	◎			
3. Practical foreign language	◎			
4. Wood working	◎	◎	◎	
5. Materials	◎			
6. Stereotomy		◎		
7. Building construction	◎	◎		
8. Specification and estimation		◎	◎	
9. Designing and drafting		◎	◎	
D. Work Experience	1,155	1,155	1,260	
1. Basic work exercises				
a. Handling of machines & tools				
b. Basic work in assembling				
c. Basic work in taking				
d. Safety work in place				
2. Applied work exercises				
a. Treatment of materials				
b. Preparation for work				
c. Wood working				
d. Adjustment of adequate size				
e. Taking in place				

10-3 Furniture-maker

A. Social matters	70	70	70	
B. Physical exercise	35	35	35	
C. Related instructions	210	210	175	
1. Mathematics for industry	◎			
2. Physics and chemistry	◎			
3. Practical foreign language	◎			
4. History of ornamental furniture			◎	
5. Wood working	◎	◎	◎	5. Including bending, shaping, jointing, method of test & examination.
6. Materials	◎	◎	◎	6. Lumber, metal, materials for covering, paints, materials for pasting & so forth.
7. Specification & estimation			◎	
8. Designing and drafting			◎	8. Including form, kinds & how to use of furniture.

D. Work experience	1,155	1,155	1,190	
1. Basic work exercises				1. Concerning the basic exercise, stress shall be laid on one of items (1) (2) & (3) according to the occupation concerned and others shall be given in connection.
(1) Foundation				(1) Joinery foundation, chair foundation.
a. Handling of machine & tools				
b. Basic working				
c. Assembling and finishing				
(2) Lacquering				
a. Foundamental lacquering				
b. Finishing				
(3) Covering-work				
a. Rough making				
b. Fundamental covering				
c. Covering for finishing				
(4) Safety working				
2. Applied work exercises				
a. Simple utensils				a. Utensils for housekeeping.
b. Tables and desks				
c. Cupboards				
d. Chairs				

10-4 Painter

A. Social matters	70	70	70	
B. Physical exercise	35	35	35	
C. Related instructions	210	210	105	
1. Mathematics for industry	◎			
2. Physics and chemistry	◎	◎		
3. Practical foreign language	◎	◎		
4. Method of painting	◎	◎		
5. Materials	◎	◎		5. Mainly paints.
6. Designing	◎	◎	◎	
7. History of industrial art		◎	◎	
8. Building construction			◎	
D. Work experience	1,155	1,155	1,260	
1. Basic work exercises				
a. Handling of tools				
b. Picture and designing				b. Including calligraphy.
c. Compounding of paints for colouring				
d. Basic work in foundamental lacquering				
e. Basic work of final painting				
f. Safety work				
2. Applied work exercises				
a. Painting work for furniture				
b. Painting work for building				
c. Scaffolding				
d. Curing				

10-5 Cement Finisher

A. Social matters	70	70	70	
B. Physical exercise	35	35	35	
C. Related instructions	210	210	175	
1. Mathematics for industry	◎			
2. Physics and chemistry	◎			
3. Practical foreign language	◎			
4. Scheme of execution	◎	◎	◎	
5. Materials	◎	◎		
6. Designing		◎	◎	
7. Building construction	◎	◎		
8. Specification & estimation		◎	◎	
9. Drafting			◎	
D. Work experience	1,155	1,155	1,190	
1. Basic work exercise				
a. Handling of tools				
b. Leveling and scribing				
c. Basic work of foundamental ground				
d. Kneading				
e. Walling for foundation				
f. Walling for finishing				
2. Applied work exercises				
a. Treatment of walling materials				
b. Preparation for works				
c. Field work				
d. Scaffolding				
e. Curing				

10-6 Tilesetter

A. Social matters	70	70	70	
B. Physical exercise	35	35	35	
C. Related instructions	210	210	105	
1. Mathematics for industry	◎			
2. Physics and chemistry	◎			
3. Practical foreign language	◎			
4. Designing		◎		4. Including general industrial arts.
5. Materials	◎			5. Including ceramics.
6. Scheme of execution	◎	◎	◎	
7. Building construction		◎	◎	
8. Specification and estimation		◎	◎	
9. Designing and drafting		◎	◎	9. Including instrumental drawing.
D. Work Experience	1,155	1,155	1,260	
1. Basic work exercises				
a. Handling of tools				
b. Scribing				
c. Tilecutting				
d. Bricklaying				
e. Tilesetting				
f. Joint working				
g. Flushing of waste				
h. Mixing of cement-mortar				
i. Safety working				
2. Applied work exercises				
a. Treatment of materials				

b. Preparation of works
c. Field works
d. Scaffolding
e. Curing

10-7 Plumber

A. Social matters	70	70	70	
B. Physical exercise	35	35	35	
C. Related instructions	210	210	105	
1. Mathematics for industry	◎			
2. Physics and chemistry	◎			
3. Practical foreign language	◎			
4. Pipe working	◎			
5. Materials	◎			
6. Scheme of execution		◎	◎	
7. Outline of mechanical engineering		◎		
8. Water supplying and sewerage	◎			8. Water supplying, drainage, hot water sapplying.
9. Electric and gas supplying		◎		
10. Ventilation, heating & refrigeration		◎		
11. Specification & estimation		◎	◎	
12. Codes and regulations			◎	
13. Drafting		◎		
D. Work experience	1,155	1,155	1,260	
1. Basic work exercises				
a. Handling of mechanical equipment and tools				
b. Basic work in manipulating				
c. Basic work in assembling				
d. Safety work				
2. Applied work exercises				
a. Treatment of materials				
b. Preparation for work				
c. Manipulating				
d. Field work				

10-8 Stone-worker

A. Social matters	70	70	70	
B. Physical exercise	35	35	35	
C. Related instructions	210	210	105	
1. Mathematics for industry	◎			
2. Physics and chemistry	◎			
3. Practical foreign language	◎			
4. Outline of construction engineering			◎	
5. Stone working	◎	◎		
6. Scheme of execution		◎	◎	
7. Materials		◎	◎	7. Including mainly, stone-materials and mineralogy concerned.
8. Designing		◎		
9. Drafting		◎		
D. Work experience	1,155	1,155	1,260	
1. Basic work exercise				
a. Treatment of tools				
b. Measuring and scribing				
c. Basic work in stone cutting				

d. Basic work in stone working
(1) Chisel cutting
(2) "Bishan" finishing
(3) Beating finishing
(4) "Nozura" finishing
(5) Grinding finishing
e. Basic work in engraving
(1) Knife engraving
(2) Disc engraving
(3) Embossed carving
f. Safety work
2. Applied work exercises
a. Stone cutting
b. Building stone working
c. Stone setting
d. Stone facing
e. Engraving

10-9 Furnace and Kiln Builder

A. Social matters	70	70	70	
B. Physical exercise	35	35	35	
C. Related instructions	245	210	140	
1. Mathematics for industry	◎	◎		
2. Physics and chemistry	◎	◎		
3. Practical foreign language	◎	◎		
4. Kiln and furnace	◎	◎		
5. Furnace-building	◎	◎	◎	5. Including estimation and reinforcement.
6. Materials for furnace		◎	◎	6. Including standard of materials.
7. Fuel and combustion			◎	
8. Drafting	◎			
D. Work experience	1,120	1,155	1,225	
1. Basic work exercises				
a. Handling of tools and instruments				
b. Basic work in brick working and cutting				
c. Work in mortar mixing				
d. Basic work in brick laying				
e. Jointing				
f. Safety work				
2. Applied work exercises				
a. Brick laying of special types				
b. Foundation working and scribing				
c. Kiln and furnace building				
d. Working of framing and steying				
e. Repair work of furnace				

10-10 Roofer

A. Social matters	70	70	70
B. Physical exercise	35	35	35
C. Related instructions	210	210	140
1. Mathematics for industry	◎		
2. Physics and chemistry	◎		
3. Practical foreign language	◎		
4. Scheme of execution	◎	◎	◎
5. Material	◎	◎	

6. Building construction	◎	◎		
7. Specification and estimation		◎	◎	
8. Designing and drafting			◎	
D. Work experience	1,155	1,155	1,225	
1. Basic work exercises				
a. Handling of tools				
b. Scribing				
c. Roofting tile cutting				
d. Roofing				
e. Basic work in plastering				
f. Safety work				
2. Applied work exercises				
a. Treatment of materials				
b. Preparation for works				
c. Field work				
(1) Loading work of roofing plate				
(2) Fixting of roofing cross-piece				
(3) Lifting on roofer				
(4) Tile roofing				
(5) Plastering				
(6) Preparation of slate-roofing				
(7) Slate-roofing				
d. Scaffolding				
e. Curing				

10–11 Paper-hanger

A. Social matters	70	70	70	
B. Physical exercise	35	35	35	
C. Related instructions	210	210	105	
1. Mathematics for industry	◎			
2. Physics and chemistry	◎			
3. Practical foreign language	◎			
4. Design	◎	◎	◎	
5. History of fine art and of industrial art			◎	
6. Outline of spinning	◎	◎		
7. Process of pasting	◎	◎		
8. Materials		◎	◎	8. Paper, paste, etc.
D. Work experience	1,155	1,155	1,260	
1. Basic work exercises				
a. Handling of tools				
b. Frame making				
c. Ground pasting				
d. Under pasting				
e. Finished pasting				
f. Hemp pasting				
g. Mixing of paste				
2. Applied work exercises				
a. Folding-screens				
b. Sliding-screens				
c. Hanging pictures, writings, etc.				

10–12 Straw-mat Worker

A. Social matters	70	70	70	
B. Physical exercise	35	35	35	
C. Related instruction	210	210	175	
1. Mathematics for industry	◎			
2. Physics and chemistry	◎			
3. Practical foreign language	◎			
4. Building construction	◎	◎		
5. Manipulating	◎	◎	◎	
6. Materials		◎	◎	
7. Specification and estimation		◎	◎	
D. Work experience	1,155	1,155	1,195	
1. Basic work exercises				
a. Handling of tools				
b. Treatment of straw-mat machines				
c. Arranging				
2. Applied work exercises				
a. Treatment of materials				
b. Adjustment of adequate size				
c. Making of straw-mat-bed				
d. Edge sewing				
e. Cutting for fireplace				
f. Laying of straw-mat				

0–1 Printing Press-man

A. Social matters	70	70	70	
B. Physical exercise	35	35	35	
C. Related instructions	210	210	210	
1. Mathematics for industry	◎			
2. Physics and chemistry	◎			
3. Practical foreign language	◎			
4. Introduction to platemaking and printing	◎			
5. Plate making for printing	◎	◎		5. Including photographic-plate making.
6. Printing	◎	◎	◎	
7. Photographing for printing		◎	◎	
8. Design	◎	◎	◎	8. Design for printing mainly.
9. Materials for printing		◎	◎	
10. Machine and electricity			◎	10. Many sorts of printing press machine and motor.
D. Work experiences	1,155	1,155	1,155	
1. Basic work exercises				
a. Treatment of tools and instrument				
b. Oiling and inspection of machine				
c. Basic operating works of many sorts of printing machine				
d. Basic operating works of many sorts of platemaking machine				
e. Painting and design for printing				
f. Method of safety working				
2. Applied work exercises				2. Letter press-man, intaglio printing man, planography man respectively shall be instructed by the course of from item "a" to item "d" according to their specialization.
a. Plate-making work				
b. Printing work				
c. Adjusting and repairing of many sorts of printing press machine				
d. Inspecting of products				

0-2 Book-binder

A. Social matters	70	70	70	
B. Physical exercise	35	35	35	
C. Related instructions	210	210	70	
1. Mathematics for industry	◎			
2. Physics and chemistry	◎	◎		
3. Practical foreign language	◎	◎		
4. Method of book-binding	◎	◎	◎	
5. Materials for book-binding	◎	◎		5. Agents mainly for binding, covering, joining, gilding, under-staining, etc.
6. Book-binding machine	◎	◎		
7. Introduction to book-binding	◎	◎		7. Including the name of all parts of book, the types of binding, and the order of binding.
D. Work experiences	1,155	1,155	1,295	
1. Basic work exercises				
a. Treatment of tools and machines				
b. Taking over prints, picking out and collect all prints, and making sample bound				
c. Cutting for folding, and folding				
d. Inserting and tipping				
e. Gathering				
f. Various stitching				
g. Back compressing				
h. Various pressing				
i. Cutting				
j. Rounding and backing				
k. Finishing of back and lining				
l. Covering				
m. Casing-in				
n. Casing-in (pasting and pressing)				
o. Making of end-paper				
p. Inspecting of completed products				
q. Gilding				
r. Metallic decorating of edge				
s. Staining edge				
t. Marbling				
2. Applied work exercises				
a. Working of the third class of binding type (i,e, magazine type)				
b. Working of the second class of binding type (i,e, pamphlet)				
c. Working of the first class of binding type (i,e, book type)				

0-3 Tanner

A. Social matters	70	70	70
B. Physical exercise	35	35	35
C. Related instructions	210	210	145
1. Mathematics of industry	◎		
2. Physics and chemistry	◎	◎	
3. Practical foreign language	◎	◎	
4. Method of tanning	◎	◎	◎
5. Materials for tanning		◎	◎

D. Work experiences	1,155	1,155	1,220
1. Water-soaking of raw leather			
2. Lining			
3. Cutting of raw leather			
4. Lime water-soaking of raw leather			
5. Taking off hair			
6. Pulling out lime water			
7. Persimmon-juice soaking			
8. Retanning			
9. Acid soaking			
10. Chrome soaking			
11. Water-flushing			
12. Pulling out water			
13. Extending			
14. Oiling			
15. Drying			
16. Polishing			
17. Roll-finishing			
18. Chrome-tanning of such thin leather as "Box"			
19. Inspecting of products			

0-4 Boot and Shoe Maker

A. Social matters	70	70	70
B. Physical exercise	35	35	35
C. Related instructions	210	210	210
1. Mathematics for industry	◎		
2. Physics and chemistry	◎	◎	
3. Practical foreign language	◎	◎	
4. Method of boot and shoe making	◎	◎	◎
5. Materials		◎	◎
6. Boot and shoe making machines	◎	◎	◎
7. Drafting			◎
D. Work experiences	1,155	1,155	1155
1. Basic work exercises			
a. Treatment of tools and machines			
b. Selecting and treating of materials			
c. Patterning of bottom-leather			
d. Cutting of bottom-leather			
e. Patterning and cutting of instep-leather			
f. Cutting of instep-leather			
g. Handling of instep-leather machinnes			
h. Forming of instep-leather			
i. Pinning			
j. Bed working			
k. Sewing			
l. Affixing of bottom			
m. Affixing of heel			
n. Shaving of heel			
o. Polishing			
2. Applied work exercises			
a. Boot and shoe making			
b. Inspecting of products			

0-5 Baker

A. Social matters	70	70	70
B. Physical exercise	35	35	35
C. Related instructions	245	280	210

1. Mathematics for industry	◎			
2. Physics and chemistry	◎	◎		
3. Practical foreign language	◎	◎		
4. Introduction to bacteriology	◎	◎	◎	4. Conception of bacteriology, sorts of lower bacteria and their nature.
5. Technology of fermentation	◎	◎	◎	5. Introduction to technology of fermentation and principle of fermentation.
6. Alimentology		◎	◎	
7. Hygiene	◎	◎	◎	
8. Principle of baking		◎	◎	8. Significance of bread, and its sort, relation of flour and yeast.
D. Work experiences	1,225	1,190	1,260	
1. Basic work exercises				
a. Handling of yeast				
b. Handling of assistant agents for fermentation				
c. Handling of instrument				
d. Combining of raw materials				
e. Fermenting				
f. Controling of fermentation				
g. Weighing				
h. Forming and casting				
i. Baking and handling of steam-room				
j. Safety working				
2. Applied work exercises				
a. Baking of bean-jam bun				a. Mixing of raw materials, manufacturing of bean-jam.
b. Baking of cake-bun				
c. Baking of various breads by mean of baking powder				c. Manufacturing of cake and pastry.
d. Baking and producing of decoration cake				

0.6 Cooper

A. Social matters	70	70	70
B. Physical exercises	35	35	35
C. Related instructions	210	210	140
1. Mathematics for industry	◎		
2. Physics and chemistry	◎		
3. Practical foreign language	◎		
4. Manufacturing method	◎	◎	◎
5. Materials	◎	◎	◎
6. Wood machine tool		◎	◎
7. Strength of materials		◎	
D. Work experiences	1,155	1,155	1,225
1. Basic work exercises			
a. Classification, arrangement and management of sawing wood			
b. Fabricating of tools, and handling of them			
c. Handling of wood machine tool			
d. Wood basic working			
e. Joining of wood			
f. Cutting and finishing			

g. Temporary assembling
h. Assembling and finishing
i. Hoop making
j. Selecting method of wood
k. Safety working

2. Applied work exercises
a. Working of circular and small tub
b. Working of elliptic tub
c. Working of washing coop
d. Working of bath-tank
e. Working of rice-coffer
f. Inspecting of works

2. Among the tables of preceding item "Social matters" and "Physical exercises" shall contain following matters:

"Social matters"	Laws and Acts concerning Labor, Safety and Sanitation, Work and Efficiency, and other matters pertaining to the general culture.
"Physical exercise"	Protection from growth with deformity, restoration of fatigue, promotion of exercise ability, and other matters concerning sound physical growth.

3. The employer may decide the matter pertaining to the training which is made necessary modification to the enterprise concerned in the range of being not inferior to the Standard for Matters pertaining to the Training under the tables of item 1.

OFFICIAL GAZETTE

EXTRA — Price Edition — GOVERNMENT PRINTING AGENCY
昭和二十一年十一月二十日第三種郵便物認可

No. 22 — FRIDAY, MAY 4, 1951

NOTIFICATIONS

Ministry of Postal Services and Price Agency Notification No. 1

May 4, 1951

The envelopes as bearing 30 *sen* postage-stamps affixed thereto were issued with the Ministry of Communications and Price Board Notification No 1 of February, 1947 and the envelopes as bearing 1 *yen* 20 *sen* postage-stamps affixed thereto were issued with the Price Board and Ministry of Communications Notification No. 4 of December, 1947 shall be abolished on May 15, 1951 inclusively. However, the use of envelopes that had been taken over by that time shall be allowed:

Minister of Postal Services
TAMURA Bunkichi
Director of Price Agency
SUDO Hideo

Price Agency Notification No. 115

May 4, 1951

The controlled prices by the undermentioned Notification shall be abolished:

Director of Price Agency
SUDO Hideo

1. Of Price Agency Notification No. 535 of July 27, 1949 (concerning the designation of the controlled selling prices of Carbon Black), each paragraph of A Class Carbon Black and imported Carbon Black.
2. BUTSU-III No. 1006 of October 16, 1949 (Matters concerning the designation of the controlled selling prices of ink black sold by MITI).
3. BUTSU-III No. 208 of April 1, 1950 (Matters concerning the designation of the controlled selling prices of imported Carbon Black (FPC Class, PF Class, Acetylene Class).

Price Agency Notification No. 116

May 4, 1951

The following partial amendments shall be made to the Ministry of Agriculture and Forestry Notification No. 107 of June 24, 1946 (Matters concerning the condition as based on the provisions of Article 9 of the Enforcement Regulations of Raw Silk Industry Law):

Director of Price Agency
SUDO Hideo

In item (2), "1 *yen* 50 *sen*" shall be amended as "2 *yen* 50 *sen*", and in item (3), "21 *yen*" shall be amended as "50 *yen*".

Price Agency Notification No. 117

May 4, 1951

In accordance with the provisions of Article 4 of the Price Control Ordinance, the controlled selling prices of clothing products for cotton lace cloth shall be designated as follows:

Director of Price Agency
SUDO Hideo

I. List of controlled prices:

Name	Unit	Controlled selling prices of dealer
Cuff	per cuff	¥ 549.00
Skirt	per sheet	1,227.00
Under-skirt	„	1,315.00
Long under-skirt	„	7,785.00
Handkerchief	„	320.00
Suit for girl	per suit	4,649.00
One-piece (long sleeves)	per sheet	6,910.00
„ (half sleeves)	„	6,362.00
Blouse	„	4,194.00

II. Selling terms:

The controlled prices as mentioned above shall be for those ex store of dealers including special wrapping charges.

Price Agency Notification No. 118

May 4, 1951

Price Agency Notification No. 94 of April, 1951 (Matters concerning the designation of the controlled selling prices of cotton fabrics) shall be partially amended as follows:

Director of Price Agency
SUDO Hideo

The following shall be added next to par. of (c) under (2) Processed goods:

(d) The selling prices of goods as shown under shall be applied to the following controlled prices despite of the designation the previous (a) and (c):

Used Cloth	Processing	Finished Width	Finished Length	Unit	Controlled selling prices of producer	Controlled selling prices of wholesaler
Fukuro Weaving No. 2 A	Variegating cloth for soy	12.5 inc.	34.5 inc.	Per sheet	¥246.00	¥265.00
„	„ *"sake"*	„	„	„	247.00	266.00
„ B	„ soy	11.0	34.0	„	219.00	235.00
„	„ *"sake"*	„	„	„	219.00	235.00
„ C	„ soy	9.5	31.0	„	176.00	189.00
„	„ *"sake"*	„	34.0	„	190.00	204.00
Fukuro Weaving No. 6 A	„ soy	12.5	31.0	„	141.00	152.00
„	„ *"sake"*	„	34.0	„	152.00	163.00
„ B	„ soy	11.0	31.0	„	125.00	134.00
„	„ *"sake"*	„	34.0	„	134.00	144.00
„ C	„ soy	9.5	31.0	„	108.00	116.00
„	„ *"sake"*	„	34.0	„	117.00	126.00
Thick Weaving No. 67	„	36.0	36.0	„	368.00	396.00

Price Agency Notification No. 119

May 4, 1951

Price Agency Notification No. 204 of March, 1950 (Matters concerning the designation of the controlled selling prices of special relased cotton fabrics (chop goods)) shall be partially amended as follows:

Director of Price Agency
SUDO Hideo

The following shall be added at the end of I-Woven goods:

Dhooti	44.0	30.0	per *tan*	1,642.20	1,806.42	per yd.	71.10
Gauze	36.0	120.0	„	2,841.60	3,125.76	„	30.70
Omeric cloth	20.0	30.0	„	3,150.00	3,465.00	„	136.30

Price Agency Notification No. 120

May 4, 1951

Price Board Notification No. 1274 of December, 1948 (Matters concerning the designation of the controlled selling prices of sanitation materials) shall be partially amended as follows:

Director of Price Agency
SUDO Hideo

Of 1—Controlled Price List, the item of absorbent cotton, gauze, and bandage shall be respectively amended as follows:

Absorbent cotton	500 g. Per pc.	¥ 570.00	¥650.00	¥750.00
„	100 g. „	118.70	136.50	160.00
„	50 g. „	61.70	70.90	85.00
„	25 g. „	32.75	37.65	45.00
Gauze	40 m. (without cutting) Per wrapping	1,200.00	—	—
„	10 m. „	325.00	370.00	430.00
„	5 m. „	170.00	190.00	220.00
„	1 m. „	35.00	40.00	48.00
Bandage	Rolled in 1 *tan* (large wrapping) per pc.	436.00	—	—
„	Rolled in "han" *tan* („)	218.00	—	—
„	Rolled in 1 *tan* (products) per pc.	446.00	500.00	600.00
„	Rolled in "han" *tan* („) „	223.00	250.00	300.00

Price Agency Notification No. 121

May 4, 1951

In accordance with the provisions of Article 4 of the Price Control Ordinance, the controlled selling prices of cotton embroidering yarn shall be designated as follows:

Director of Price Agency
SUDO Hideo

I. List of controlled prices:

No. of Standard	Brand	Name	No. of raw yarn	No. of twisting	Finished type	1 hunk or yarn volume per "gyoku"	Unit	Controlled selling prices of producer	Controlled selling prices of dealer
							Per case of 12 hunk contents		per hunk of "gyoku"
1	"Kosumo"	5	5	2-ply	Hunk	25 m.		¥ 257.00	¥30.00
2	„	8	8	„	„	„	„	194.00	23.00
3	„	25	30	Large mixing twist of 2-ply	„	„	Per case of 24-hunk contents	231.00	14.00
4	Others	8	10	2-ply	"Gyoku"	10 g.	Per case of 10 "gyoku" contents	321.00	45.00
5	„	„	„	„	Hunk or "gyoku"	25 m.	Per case of 12 hunk or 12 "gyoku" contents	144.00	17.00
6	„	25	20	4-ply or 2-ply	Hunk	8 m.	Per case of 24-hunk contents	180.00	11.00
7	„	„	„	„	„	50 g.	Per case of 9-hunk contents	2,026.00	315.00

II. Selling terms:

1. The prices of the standard other than shown in this list shall be the amounts deducted by 50% from the abovementioned controlled prices by synthesizing count of raw yarn, number of twisting, and finished type.
2. The controlled prices shown in this list shall be for those marked with their brand, or the name of producer, and the prices which do not show these marks shall be deducted by 50% from the controlled prices of this list.
3. The controlled selling prices of producer shown in this list shall include wrapping and packing charges and also prices delivered at the collecting agency to purchaser, and the controlled selling prices of dealer shall be for those ex store of dealers.
4. The controlled prices shall be counted 5 and higher fractions as unit but disregarding the rest.