



BIBLIOTECA DEL ARROYO

SANTA FE

BIOLOGIA CENTRALI-AMERICANA;

OR,

CONTRIBUTIONS TO THE KNOWLEDGE

OF THE

FAUNA AND FLORA

OF

MEXICO AND CENTRAL AMERICA.

EDITED BY

F. DUCANE GODMAN AND OSBERT SALVIN.

ARCHÆOLOGY.

VOLUME I.

(PLATES.)

By A. P. MAUDSLAY.

LONDON:

PUBLISHED FOR THE EDITORS BY

R. H. PORTER, 7 PRINCES STREET, CAVENDISH SQUARE, W.,

AND

DULAU & CO., SOHO SQUARE, W.

1889—1902.



CONTENTS.

ARCHÆOLOGY.

VOL. I.


(PLATES.)

COPAN

PLATES

I.—CXIX.

For description and explanation of Plates, see Text, Vol. I.





COPAN
 PLAN OF THE
 PRINCIPAL RUINED STRUCTURES





W. Purkins. 1871


PHOTOGRAPH OF THE PRINCETON MUSEUM, WITH LINES OF COPAN



SECTIONS THROUGH THE PRINCETON MUSEUM, WITH LINES OF COPAN

Act. page 11






PLASTER MODEL



VIEW OF PRINCIPAL STRUCTURES, LOOKING NORTH
SKETCHED FROM PLASTER MODEL IN THE SOUTH KENSINGTON MUSEUM





(1) THE GREAT PLAZA (See Plate 1; See Page 19 & 20)




(2) THE GREAT PLAZA (See Plate 1; See Page 19 & 20)





VIEWS OF THE SITES SHOWING THE REMAINS OF STRUCTURES (See Plate 1 and Page 1)





(a) STEPS LEADING TO THE TEMPLE (No 1) (See Plate 1) See Page 21

11




(b) END VIEW OF TEMPLE (No 1) Before excavation (See Plate 1) See Page 21






FIG. 1. PART OF STEPS & CORNICE WITH FRIEZE ORNAMENT ON THE WEST SIDE OF THE N. TEMPLE (No. 11 Plate 1) See  on Plan Page 21




(6)



FIG. 2. PARTS OF CORNICE WITH FRIEZE ORNAMENT ON THE EAST SIDE OF INNER N. TEMPLE (No. 11 Plate 1) See  GRAPHIC OF THE ORIGINAL SCULPTURE IN THE SOUTH ZENOETHIC MUSEUM See Page 22





Pl. II. Plate I.



FRAGMENT OF RELIEF AT A



FACE OF STEP (A to B in Plan on Page 21) IN TEMPLE (No II, Plate I) - PHOTOGRAPH OF ORIGINAL



DRAWING OF THE HIEROGLYPHS UNDER THE FIGURES AND IN THE MIDDLE



SCULPTURE IN THE SOUTH KENSINGTON MUSEUM. See Page 71

END OF STEP AT B



OF THE STEP, AND DETAILS OF OTHER PORTIONS OF THE CARVING

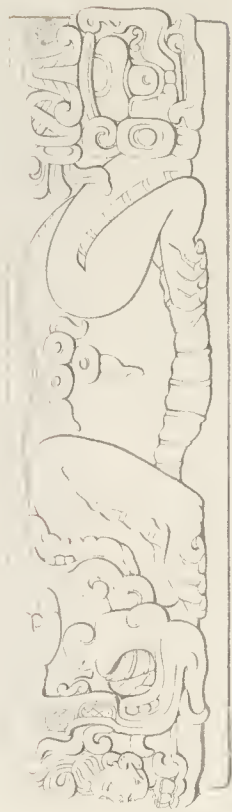




(a) CARVED IN PLASTER
 PHOTOGRAPH BY THE AUTHOR



(b) ORNAMENT FALLEN FROM SOUTHWAY LEADING TO TEMPLE (NINTH PLACE!). See page 1.
 PHOTOGRAPH OF PLASTER CAST IN THE SMITH RENOVATION MUSEUM.



OUTLINE DRAWING OF THE ABOVE CARVING SLIGHTLY RESTORED.





(5) PYRAMIDAL FOUNDATION OF TEMPLE (SP. 16 & 17) (Plate 10)



(6) PYRAMIDAL FOUNDATION OF TEMPLE (SP. 16 & 17) (Plate 10) See Page 10





(a) COVERED STAIRWAY IN TEMPLE (N^o 20 Plate 1) See *Q* + Plan on Page . . .



(b)

HEAD FROM WALL OF COVERED STAIRWAY
IN TEMPLE (N^o 20 Plate 1) See Page 27.
PHOTOGRAPH OF THE ORIGINAL IN THE
SOUTH KENSINGTON MUSEUM.



(c)

HEAD OF LARGE FIGURE WHICH FORMED
PART OF THE EXTERNAL ORNAMENT OF
TEMPLE (N^o 20 Plate 1) PHOTOGRAPH OF THE
ORIGINAL IN THE SOUTH KENSINGTON MUSEUM.



(d)

(e)

(f)





FIGURE 1. THE DOORWAY TO THE INNER CHAMBER OF TEMPLE NO. 1. See pages 7 & 8.





10. DOORWAY LEADING TO THE INNER CHAMBER OF TEMPLE (No. 22 Plate 1), SHOWING THE POSITION OF THE DEEP, ARCHED CORNICE & FALLEN ROOF STONES, BEFORE THE PASSAGE TO THE INNER CHAMBER HAD BEEN CLEARED. See page 19.



11. VIEW OF OUTER CHAMBER OF TEMPLE (No. 22 Plate 1), See page 19.





WEST SIDE OF THE TEMPLE OF THE GODS AT TEBEL, EGYPT






— DRAWING FROM THE INNER CHAMBER OF THE TEMPLE OF KARNAK, THEBES, EGYPT





FACE OF STEP BELOW DOORWAY LEADING TO THE INNER CHAMBER OF TEMPLE (No 22 Plate 1) See Page 26






FIGURE 1. SEATED FIGURE OF A DEITY.
FROM THE TEMPLE OF KANSHU.



FIGURE 2. CORNER OF TEMPLE (NO. 22 F. 1000) - - - Page 29 & 30.







(a) GROTESQUE HEAD ISSUING FROM JAWS OF AN ANIMAL AT THE TOP OF STAIRWAY (No. 24 & (Place 1)) See Page 29



(b) JAGUARS HEAD FROM THE TOP OF STAIRWAY No. 24



(c) FIGURE OF RAMPANT JAGUA FROM SOUTH SIDE OF STAIRWAY (No. 24 & (Place 1)) See Page 29





THE CARVED FACE OF THE STONE BLOCK FOUND AT THE SITE OF THE TEMPLE



THE CARVED FACE OF THE STONE BLOCK FOUND AT THE SITE OF THE TEMPLE



THE CARVED FACES OF THE STONE BLOCKS FOUND AT THE SITE OF THE TEMPLE





VIEW OF THE RIVER WALL SHOWING THE GREAT VENTAN








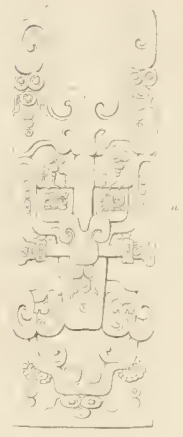
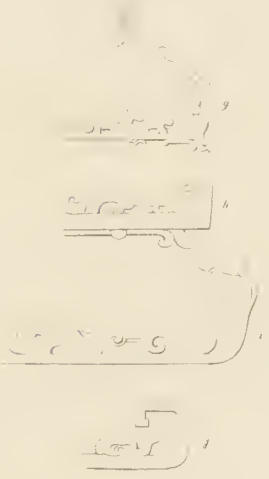
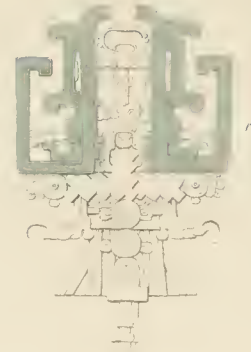






EXAMPLES OF THE USE OF THE FEATHERED SERPENT (Pl. Am. 34)
a, b, d, at MENCHÉ - c, at TIKAL - e, at COPAN - f, g, at CHICHÉN ITZÁ





EXAMPLES OF THE USE OF (a) THE HEAD & SCROLL

(b) THE WINDING SNAKE (See page 10) (c) THE WINDING SNAKE (See page 10) (d) THE WINDING SNAKE (See page 10) (e) THE WINDING SNAKE (See page 10) (f) THE WINDING SNAKE (See page 10) (g) THE WINDING SNAKE (See page 10) (h) THE WINDING SNAKE (See page 10) (i) THE WINDING SNAKE (See page 10) (j) THE WINDING SNAKE (See page 10) (k) THE WINDING SNAKE (See page 10) (l) THE WINDING SNAKE (See page 10) (m) THE WINDING SNAKE (See page 10) (n) THE WINDING SNAKE (See page 10) (o) THE WINDING SNAKE (See page 10) (p) THE WINDING SNAKE (See page 10) (q) THE WINDING SNAKE (See page 10) (r) THE WINDING SNAKE (See page 10) (s) THE WINDING SNAKE (See page 10) (t) THE WINDING SNAKE (See page 10) (u) THE WINDING SNAKE (See page 10) (v) THE WINDING SNAKE (See page 10) (w) THE WINDING SNAKE (See page 10) (x) THE WINDING SNAKE (See page 10) (y) THE WINDING SNAKE (See page 10) (z) THE WINDING SNAKE (See page 10)


DIETETIC FACIES (See pages 42 & 43)






Fig. 1









STELA A (Fig. 36 m. 35) NORTH SIDE






SRI. Plate 18





Fig. 1. 1871. 1871. 1871.





STELA A (Pages 36-39) INSCRIPTION ON THE EAST SIDE. DRAWN FROM A PLASTER COPY IN THE SOUTH KENSINGTON MUSEUM.

W. P. M. 1881





PLATE 1. STONELINE CARVINGS FROM THE TEMPLE AT COPAN.
 (For the reading see the notes on Stela A, H, I, & P.)



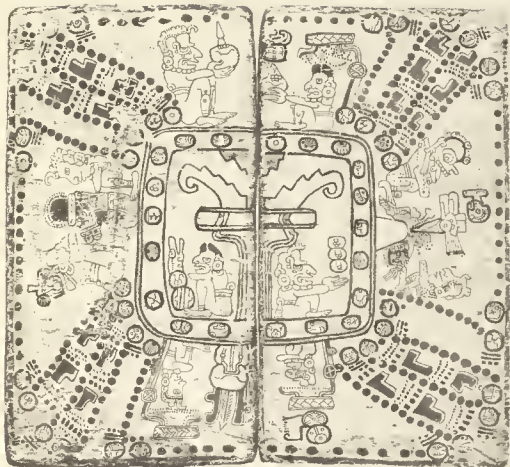



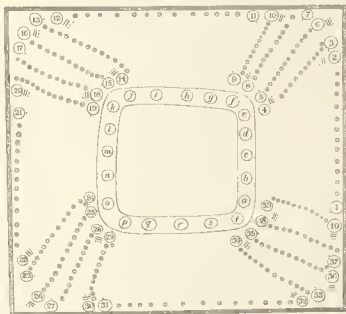
FIG. 1. CALENDAR FROM THE CODEX COSPIENSIS (Plate 41)



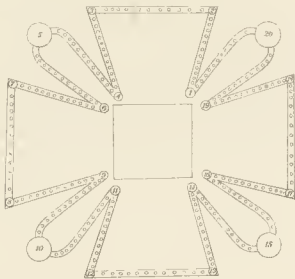
FIG. 2. CALENDAR FROM THE BACK OF A MAYA HEADBAND (Plate 42)



DESCRIPTION FROM THE BACK OF THE MAYA HEADBAND (PLATES 44 & 47)



SCHEME OF MAYA CALENDAR





SCHEME OF MEXICAN CALENDAR





Fig. 1. The Pillar.





STELA B (Figures 42 & 45) ELAVANTI & PART. PHOTOGRAPHS FROM PHOTOGRAPHY







Fig. 7 (Pages 42 & 46)






KUELA, B. (Pages 42 & 43). E. W. M.





PLATE 37. 57, 58, 42 & 43 / DRAWN & SLIGHTLY ENLARGED FROM PHOTOGRAPH
 THE INSCRIPTION DRAWN FROM A PLASTER CAST IN THE SOUTH KENSINGTON MUSEUM

W. Parker del.






Plate 24 A

Plate 24 B

Plate 24 C

Plate 24 D









TELA (page 46) EAST FACE AND ALTAR







PLATE 44. FIGS. 1-44. HIEROGLYPHS FROM THE TEMPLE OF ANASTASIA AT SOUTH SAHARA






(a) STELLA D'AN. A. 1018 (Erease 45 47)



(b) ALTAR NORTH SIDE





West side



STELA Page 45



North side





(B) West Side



North Side

STELA D. (Pages 45 & 47.)





Lambert del.

PLATE 45. THE GREAT






Fig. 10. 1046

Fig. 11. 1047. PARTLY RECONSTRUCTED FROM PHOTOGRAPHS

Fig. 12. 1048






STELA. (Figs 45-47) BACK VIEW






FIGURE 16 (Figs 45-47) DETAILS OF BACK DRAWN AND HARP, DISCOVERED FROM A PLASTER CAST IN THE SOUTH KENSINGTON MUSEUM





STELA, E. INSCRIPTION DRAWN FROM A PLATE BURIED EAST IN THE SOUTH KENSINGTON MUSEUM
See Page 48





TEPELA F AND ALTAR. (Page 49, FACSIM. 412)









South side





North side





64. STELE F. Page 48. INSCRIPTION DRAWN FROM F. & PARTS RESTORED FROM CATHERINE'S DRAWING. Plate.



65. ALTAR. J. J. Page 46. FROM A. P. C. M. MUSEUM.






62. ALTAR 34 END VIEW AND 65 (Page 49)



ALTAR 34 (Front)





a) ALTAR Gc (Page 49,

h
g
f
e
d
c
b
a



b) VIEW OF THE EAST SIDE OF THE GREAT PLAZA, LOOKING NORTH
STELA H & ALTAR IN THE FOREGROUND









PLATE I. THE GREAT TEMPLE OF THE SUN.





STELLA H (Page 60) SOUTH SIDE







PLATE 50. NORWICH






STELA H. (Page 90) NORTH & SOUTH SIDES DRAWN FROM A PLASTER CAST IN THE SOUTH KENSINGTON MUSEUM.






ELELA H. (Pages 50 & 51) BACK VII.





STELA F (Pages 30 A-B) BACK VIEW DRAWN FROM A PLASTER CAST IN THE MUSEUM OF THE UNIVERSITY OF CHICAGO










STELA I (Pages 28 & 29) DRAWING AND PHOTOGRAPH OF
A PLASTER CAST IN THE SOUTH KENSINGTON MUSEUM.





No. 3. 346.




No.



THE SOUTH LONDON MUSEUM





STELA I (Page 63) INSCRIPTION ON THE BACK & SIDES DRAWN FROM A PLASTER CAST IN THE SOUTH KENSINGTON MUSEUM





(a) EAST FACE (Back)



(b) WEST FACE (Front)

STELA J. (Page 51 & 61)





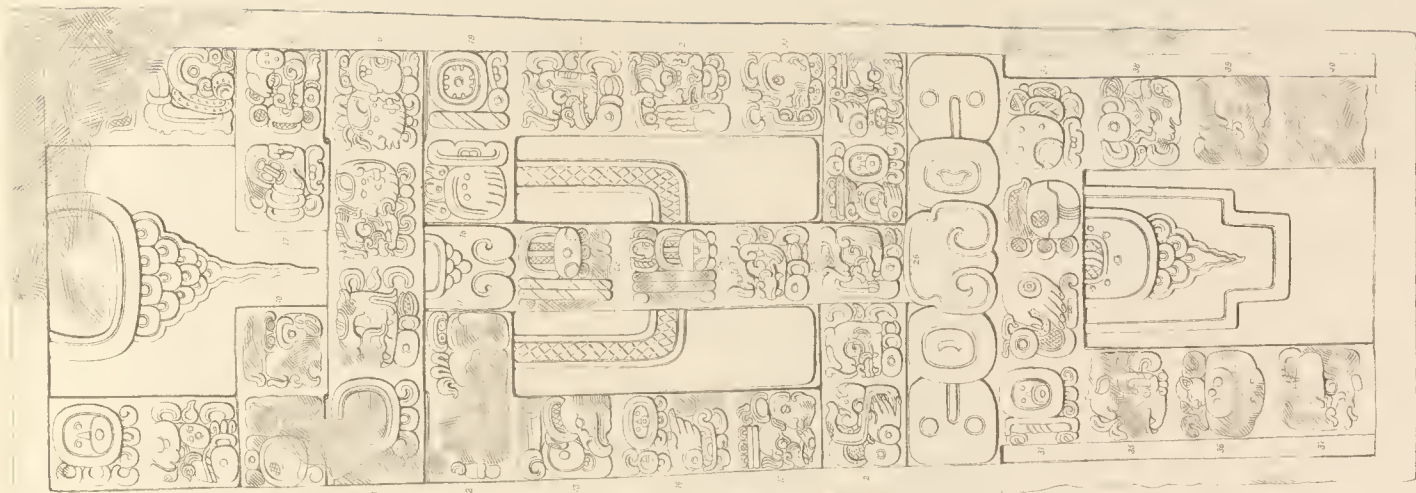
North Side



South Side


STELA (Page 53 & 54)





STELA J (Page 43) WEST FACE DRAWN FROM A PLASTER CAST IN THE SOUTH KENSINGTON MUSEUM





Reverse Side

STELA. (Pages 33-35) INSCRIPTIONS ON THE SIDES DRAWN FROM A PLASTER CAST IN THE SOUTH KENSINGTON MUSEUM





STELA J. (Pages 42 & 44) INSCRIPTIONS ON THE SIDES ARRANGED IN PARAGRAPHS






STELA J (page 67, THE EAST FACE DRAWN FROM A PLASTER COPY BY MR. J. J. JOYNT, KENSINGTON MUSEUM WITH A SCHEME FOR NUMBERING THE CELLS)



Front of plate



Back of base





STELA I. P. 56. INSCRIPTION ON THE EAST FACE ARRANGED IN COLUMNS I.








Fig. 10. Hieroglyphs from the tomb of Amenemhat III.



Fig. 11. Hieroglyphic inscription from the tomb of Amenemhat III.






STELA M. (Page 35) DRAWN FROM A PLATE IN THE BRITISH MUSEUM






PLATE 75. ALTAR NEAR STELA M (see page 50)






STELA N (Pages 55, 57) NORTH FACE





STELA N (1998-99) NORTH FACE, DRAWN FROM ...






(a) STELA N (Pages 55-57) EAST SIDE




(b) STELA N (Pages 55-57) WEST SIDE





6. STELA N. (Group 0. 1000-1000)





(a) STELA N. (Pages 55, 57) NORTH & EAST SIDES





(b) STELA N. (Pages 55, 57) SOUTH & EAST SIDES







Fig. 1. The Great Buddha of Gandhara.





SILLA N. (Page 40)






(15) INSCRIPTION FOUND THE EAST OF SIJELA N. (PAGE 87)
DRAWN FROM A PLASTER CAST IN THE SOUTH KENSINGTON MUSEUM




(16) ALTAR IN FRONT (North) OF SIJELA N. (Page 87)










ALTAR 0 (Page 48) DRAWN FROM A PLASTER CAST IN THE SOUTH KENSINGTON MUSEUM.
a, West Side, b, East Side, c, North Side, d, South Side.






STELA P (Fig. 56.59) WEST FACE


Autotypus





TEOTIHUACAN. DRAWING FROM THE MUSEUM OF THE UNIVERSITY OF CHICAGO.





North



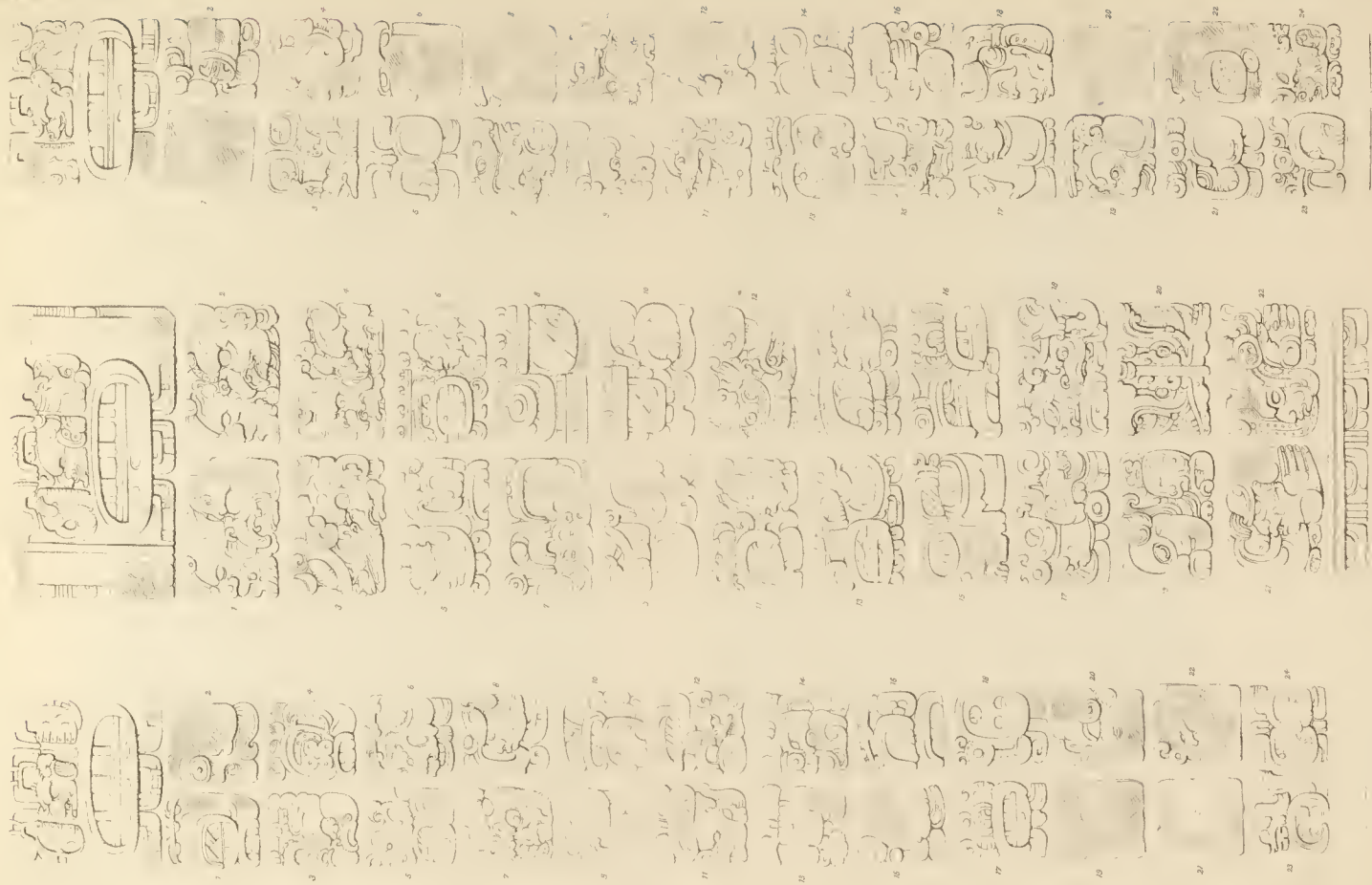
East




South

PLATE 88. INSTANTANEOUS PHOTOGRAPH OF THE EAST SIDE OF THE STONE TABLET FOUND IN THE SOUTH KENSINGTON MUSEUM.





North
East
South
STELA P. (Page 68) INSCRIPTIC: ON THE BACK AND SIDRS DRAWN FROM A PLASTER CAST IN THE SOUTH KENSINGTON MUSEUM






(a) ALTAR Q - WEST SIDE



(b) ALTAR Q - Page 60 SOUTH SIDE





A-TAR Q (Page 60) EAST SIDE



Altar Q (Page 60) NORTH SIDE





(a) West



(b) South




(c) East



(d) North


ALTAR Q. (Page 62). THE FOUR SIDES FROM A. ELAS.





ALTAR Q. (Page 60) INSCRIPTION ON THE TOP OF THE ALTAR PHOTOGRAPHED AND DRAWN FROM A PLASTER CAST IN THE SOUTH HENSINGTON MUSEUM






(a) ALTAR B. (Page 60) DRAWN FROM THE ORIGINAL SCULPTURE IN THE SOUTH KENSINGTON MUSEUM




ALTAR B. (Page 60) DRAWN FROM THE ORIGINAL SCULPTURE IN THE SOUTH KENSINGTON MUSEUM





ALTAR T (Fig. nos. 61, 62)
a. TOP OF ALTAR, b. NORTH SIDE, DRAWN FROM A PLASTER
CAST IN THE SOUTH RENAISSANCE MUSEUM.
c. SKETCH OF THE ALLIGATOR-LIKE ANIMAL RESTORED
AND COMPLETED FROM THE TOP AND SIDES OF THE ALTAR





South Side




West Side




East Side

ALTAR I (Pages 60, 62) DRAWN FROM A PLASTER CAST IN THE SOUTH KENSINGTON MUSEUM.





(a) - Tablet - Page 6.






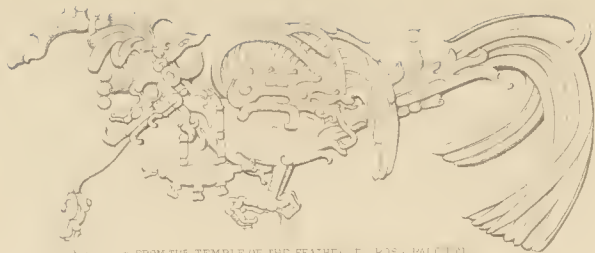


ALPHABET. Copy of Hieroglyphs from the Tomb of Amenhotep III. In the Egyptian Museum, Cairo. (See Plate 10, p. 10.)







2 FROM THE EAST SIDE OF STELA A QUIRIGUA



3 FROM THE TEMPLE OF THE FEATHERED SERPENT AT PALENQUE



4 A STONE DRILL AT MENCHÉ



5 FROM MONOLITH B QUIRIGUA



6 FROM THE BASE OF STELA K COPAN



7 FROM STELA F QUIRIGUA




8 FROM ALTAR T West Yule, Yucatan



9 FROM A WOODEN LINTEL IN A TEMPLE AT ITZAMAL

EXAMPLES OF THE ART OF THE PRECOLUMBIAN AMERICANS






STELA 1. PHOTOGRAPHS AND DRAWINGS OF DESCRIPTION. See Page 66





PLATE 2. DRAWING OF THE PARTS OF THE MONUMENT. (See also Plate 6)





See Page 65






a.



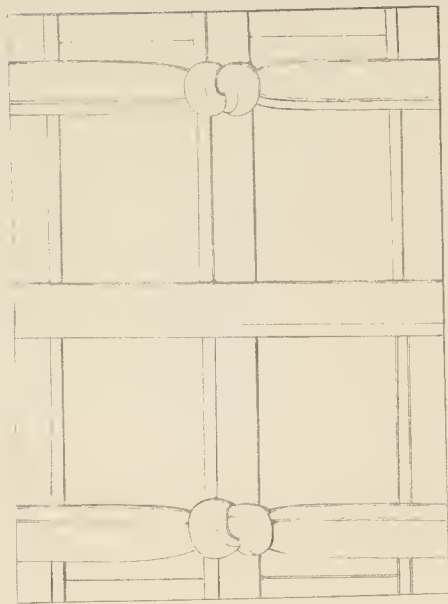
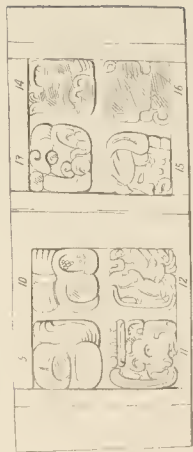


b.



c.

- a. STELA, 2. PHOTOGRAPH OF FACE. See *Plate 101 & Page 66.*
b. STELA, 4. FRAGMENTS SHOWING INSCRIPTION. See *Plate 104 & Pages 66-67.*
c. " " PEDESTAL AND (EXCAVATED) SUPPORTS. See *Plate 104 & Pages 66-67.*





STELA 4.
DRAWING OF THE INSCRIPTION
See Plates 63 b & Pages 66-67

BURIED STONE USED AS A SUPPORT TO STELA 4.
See Plates 63 c & Pages 66-67





STELA 6. FRONT AND SIDE VIEWS. See Plate 107 and Page 67






a.




b.


STELA 6. THREE VIEWS. See *Index* and *Page 67*






STELA 6 DRAWING OF THE INSCRIPTION See Plates 105, 107 & Page 65






STELA 7. DRAWING OF INSCRIPTION, See Page 67

W Purkiss lith





STELA 8 and 9. See Plates 110 & Pages 67-68




STELA 8. DRAWING OF THE INSCRIPTION. See Page 67


Autotype Co






STELA 9. DRAWING OF THE INSCRIPTION. See Plates 103, a, & Page 68






STELA 10. DRAWINGS OF THE INSCRIPTION See Page 42






a, b, c, d, e, STELA. II. See Page 68



ALTAR Z. See Plate 113 a. & Page 68







(a) ALTAR. Z. See Plate 112 and Page 68



(b) EAST SIDE OF MOUND No 7, Plate 1, and ALTARS, See Plate 114 & Pages 68-69



(c) SIDE VIEW OF THE ALTAR IN FRONT OF STELA D. See Plate 42 & Page 69






PERSPECTIVE: END VIEW



G1.



G2.



G3.



G4.

a, b, c, d, e, BELONG ALTAR, see Plate 113 and Pages 68-69
f, g, h, ALTAR IN FRONT OF STELA F, see Plates 50-51, and Pages 48 & 69
i, j, k, INSCRIPTIONS ON ALTARS. G1, G2, and G3. See Plates 52-53 and 116-117 and Page 49 & 69





ALTAR IN FRONT OF STELA. F. See Plates 50-51 and 114, and Pages 48 & 69



← ALIAR F

← G 3

← STELLA F



ALIAN W IN ... RI ... ALIAR F. AND GROUP OF STELAE G 13.
 See Plate's 50, 54 & 114-117 & Pages 48-49 & 61

See type







ALTAR T. SOUTH SIDE. See Plates 95-96 and 117 & Pages 60-62 and 69.



ALTAR T. NORTH SIDE. See Plates 95-96 and 119 & Pages 60-62 and 69.






ALTAR T. WEST SIDE. See Plates 95-96 and 118 & Pages 60-62 & 69.



ALTAR T. EAST SIDE. See Plates 95-96 and 118 & Pages 60-62 & 69.







SPECIAL 85-B
OVERSIZE 5149
v. 1

