

# Wikimedia Survey

## Community Capacity and Needs Survey in the African Great Lakes Region



### Introduction:

The purpose of this dashboard is to provide a baseline for needs assessments of Great Lakes communities in terms of skills gaps and organizations contributing to: [31.Global approach for local skills development](#).

### Methodology:

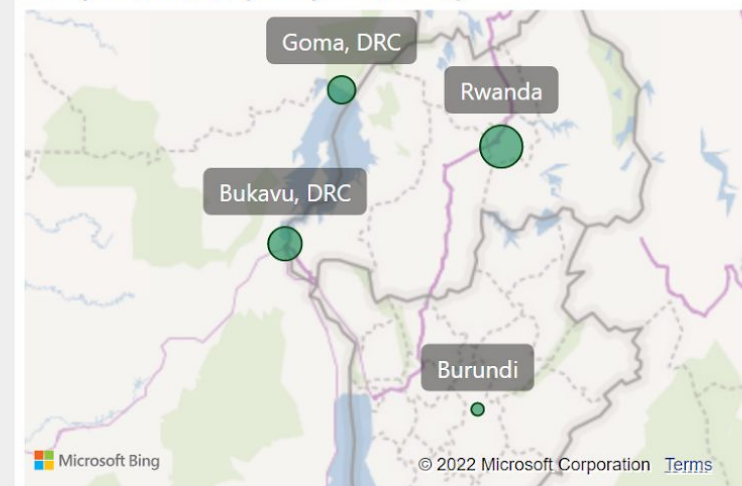
The Community Capacity and Needs Survey in the African Great Lakes Region was conducted from June 16th to July 20th. Data collection was done by 12 field enumerators based in Goma and Bukavu in the Democratic Republic of Congo (5); across Rwanda (5) and across Burundi (2).

In total, 433 completed responses were collected. We estimate the population of 15 to 64-year-olds in the Great Lakes Region to be 15.9 million people. This yields a margin of error of  $\pm 5\%$  at the 95% confidence interval.

### About the dashboard:

This dashboard provides a visual summary of the results of the survey. Please use the page navigation buttons below to navigate to topics of interest. The accompanying report will contain the detailed results of the statistical analysis.

### Respondents by City / Country



### Page Navigation

Welcome	Demographic	Industry	Language Abilities	How often do you visit Wiki?
Have you ever contributed to Wiki?	How long have you been a contributor?	Contributors' experience	Reasons for contributing	How do you contribute?
The last time you contributed	Why have you become less active?	Frequency of contribution	Perceived skills gap	Willingness to train others
Training reasons	Experienced discrimination	Would you consider contributing?	What would motivate you to contribute?	Reason for not contributing

A majority of those surveyed were youth and young people (<30) who had obtained a post-secondary education and lived in the city. There is a higher number of men who participated in the survey compared to women.

Country  
All

Number of Response  
433



### Age

- 18-24
- 25-30
- 31-35
- 36-44
- 45-55
- 56+



### Gender

- Man
- Woman
- I prefer to self-define (write in)
- I prefer not to disclose



### Level of Education

- Post-secondary
- Secondary or less



### Rural and Urban

- City
- Suburb
- Village



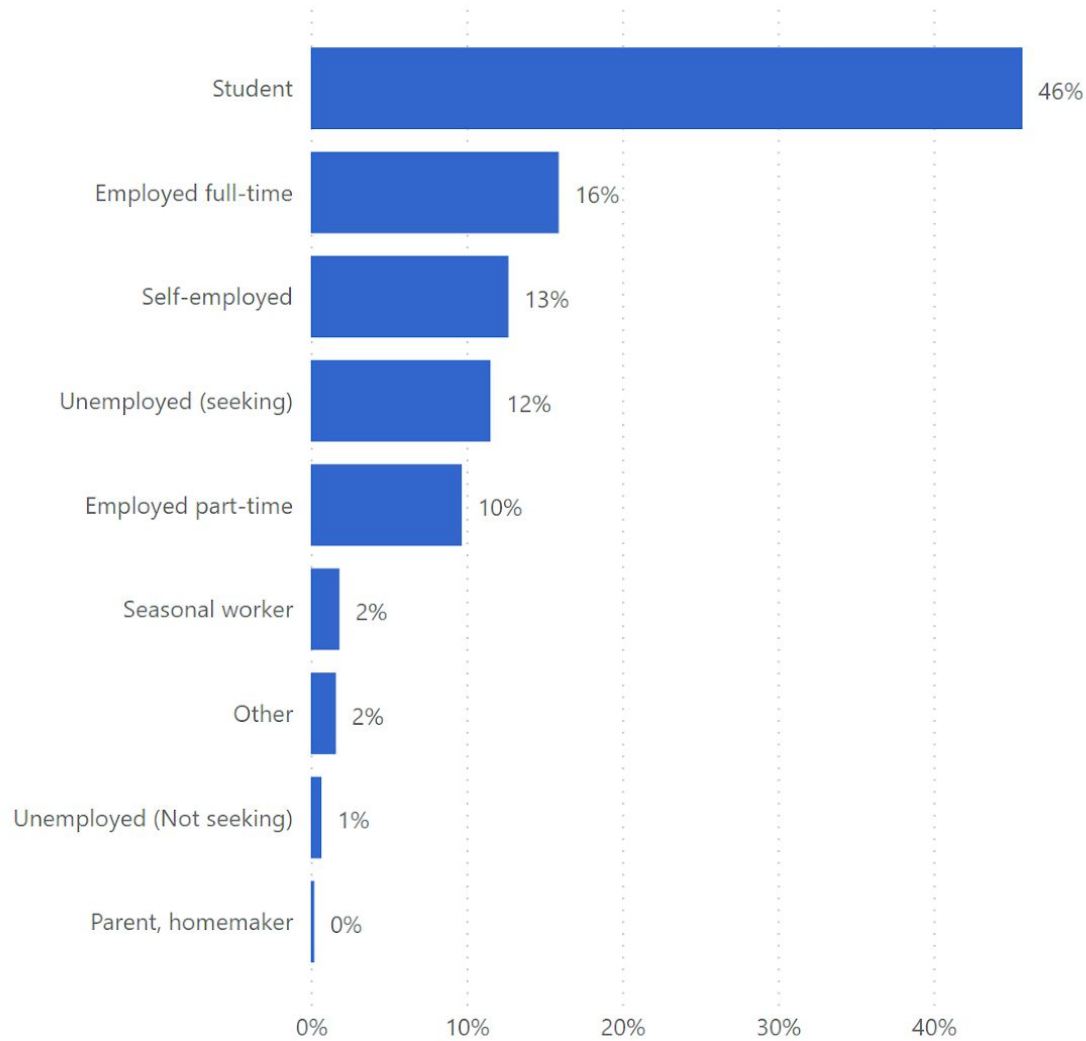
Students accounted for the largest percentage of respondents (46%). The types of occupation for those who were employed was quite diverse, with construction, agriculture and education in the lead.

Country  
All

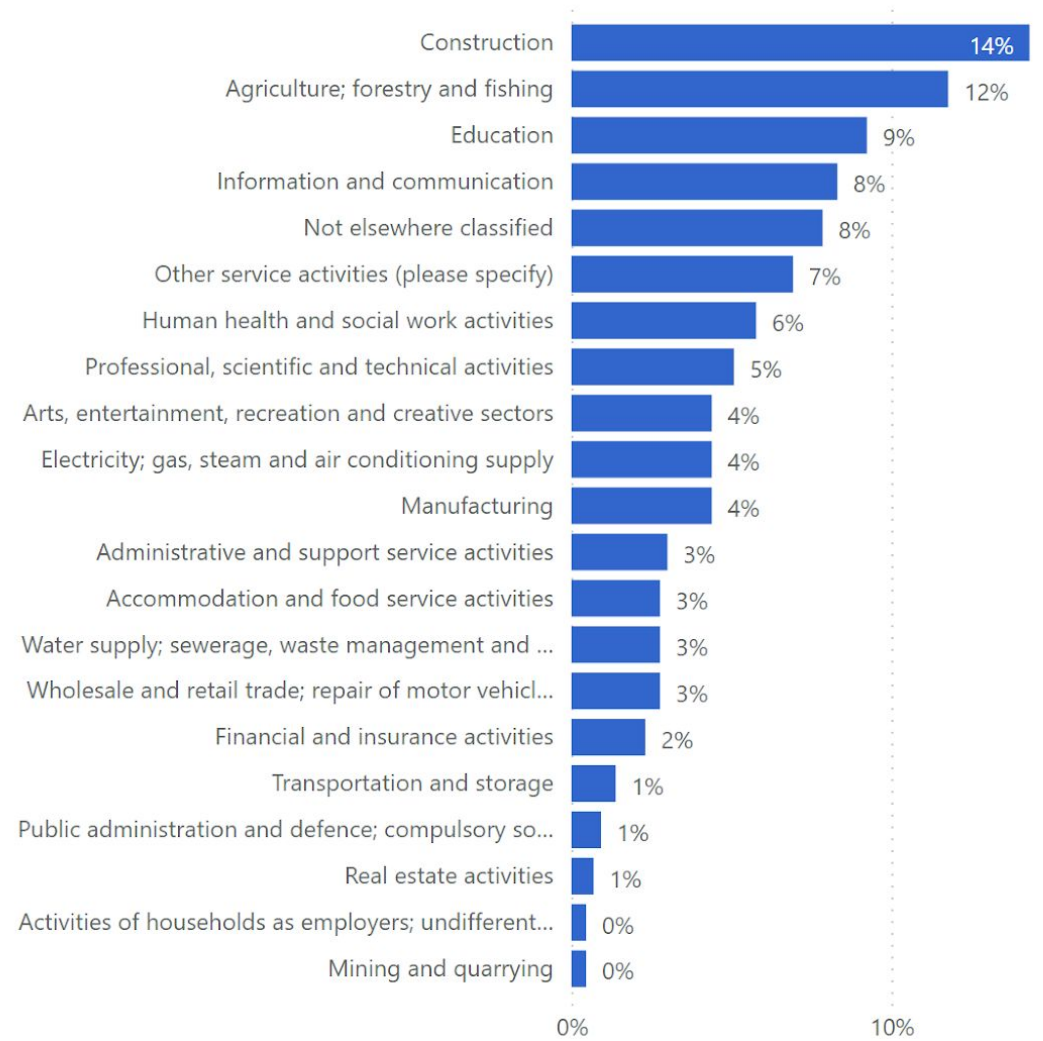
Number of Response  
433



### Current Status



### Industry



French is the most commonly used language followed by English, Kiswahili, Kinyarwanda, and Kirundi. Many respondents are fluent in more than one language. This can be seen when you apply the country level filter.

Country

All

Number of Response

433

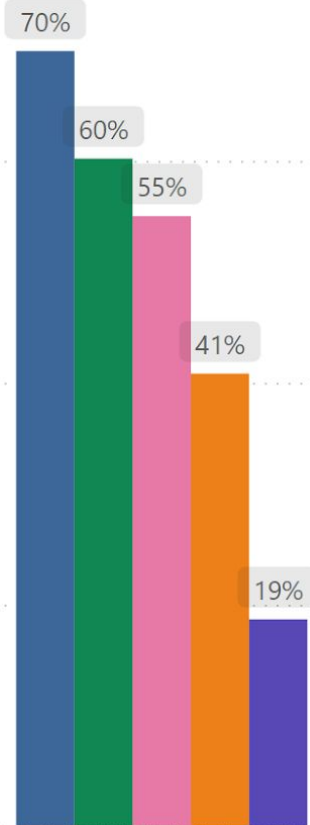


### In which language can you read and write? (Choose all that apply)

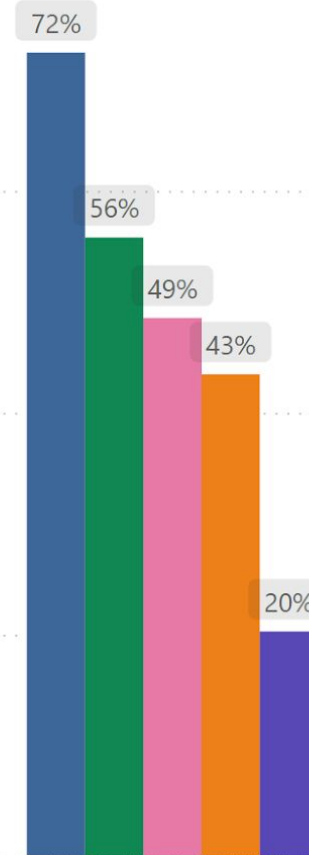
● French ● English ● Kiswahili ● Kinyarwanda ● Kirundi

*\*Percentages sum up to more than 100% because respondents can pick more than one choice.*

Man



Woman



More than three-quarters (76%) of respondents reported they visit Wikipedia more than once a month. Those with a post-secondary level of education were more likely to visit Wikipedia more than once. There was no significant difference by gender or location.

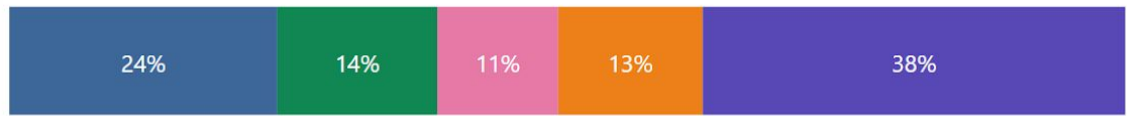
Country  
All

Number of Response  
433



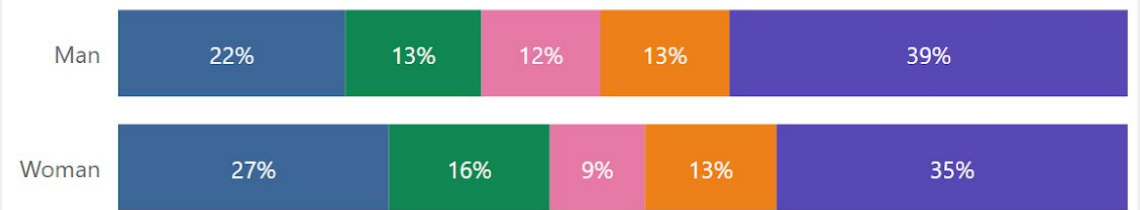
### How often do you visit Wikipedia per month?

● Once ● 2 times ● 3 times ● 4 times ● 5 times or more



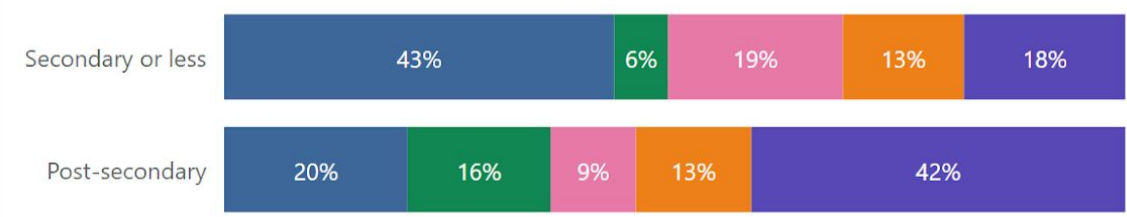
### Gender

● Once ● 2 times ● 3 times ● 4 times ● 5 times or more



### Level of Education

● Once ● 2 times ● 3 times ● 4 times ● 5 times or more



### Rural and Urban

● Once ● 2 times ● 3 times ● 4 times ● 5 times or more



Sixty-four percent of participants have contributed to Wikipedia. Although a higher percentage of woman and those with a post-secondary education have contributed to Wikipedia in the past, the difference was not statistically significant at  $\alpha = 5\%$ .

Country

Number of Response  
**433**




### Have you ever contributed to Wikipedia?

No  Yes



### Have you ever contributed to Wikipedia? (By gender)

Yes  No



### Have you ever contributed to Wikipedia? (By level of education)

Yes  No



### How often do you visit Wikipedia per month? (By rural and urban)

Yes  No



Just under two-thirds of respondents have been contributing to Wikipedia for more than 6 months. In Rwanda, only 50% of respondents have been contributing to Wikipedia for more than 6 months -- suggesting many are new contributors.

Country  
All

Number of Response  
274



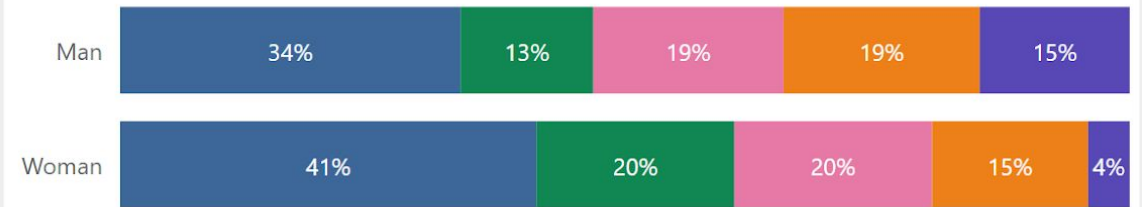
### How long have you been a contributor on Wikipedia?

● Less than 6 months ● 6 months to a year ● 1 to 2 years ● 2 to 5 years ● 5 or more years



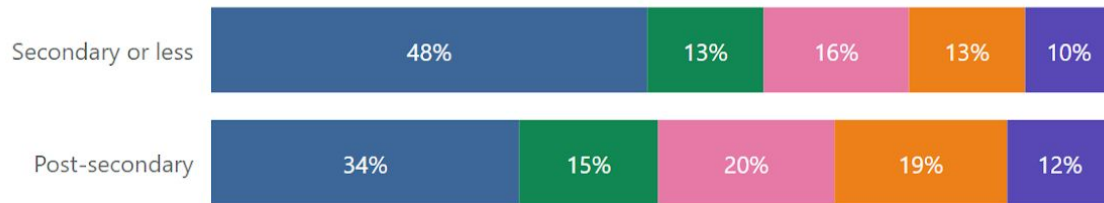
### How long have you been a contributor on Wikipedia? (By gender)

● Less than 6 months ● 6 months to a year ● 1 to 2 years ● 2 to 5 years ● 5 or more years



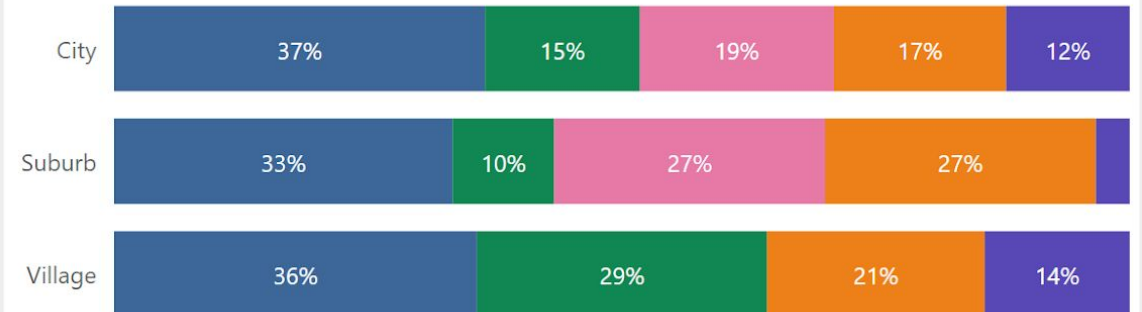
### How long have you been a contributor on Wikipedia? (By level of education)

● Less than 6 months ● 6 months to a year ● 1 to 2 years ● 2 to 5 years ● 5 or more years



### How long have you been a contributor on Wikipedia? (By rural and urban)

● Less than 6 months ● 6 months to a year ● 1 to 2 years ● 2 to 5 years ● 5 or more years



Respondents were asked on a scale from 1 to 5 (with 1 being strongly disagree and 5 being strongly agree) to rate their experience as a contributor. The highest score was feeling other editors have been helpful, while the lowest score was learning how to edit.

Country

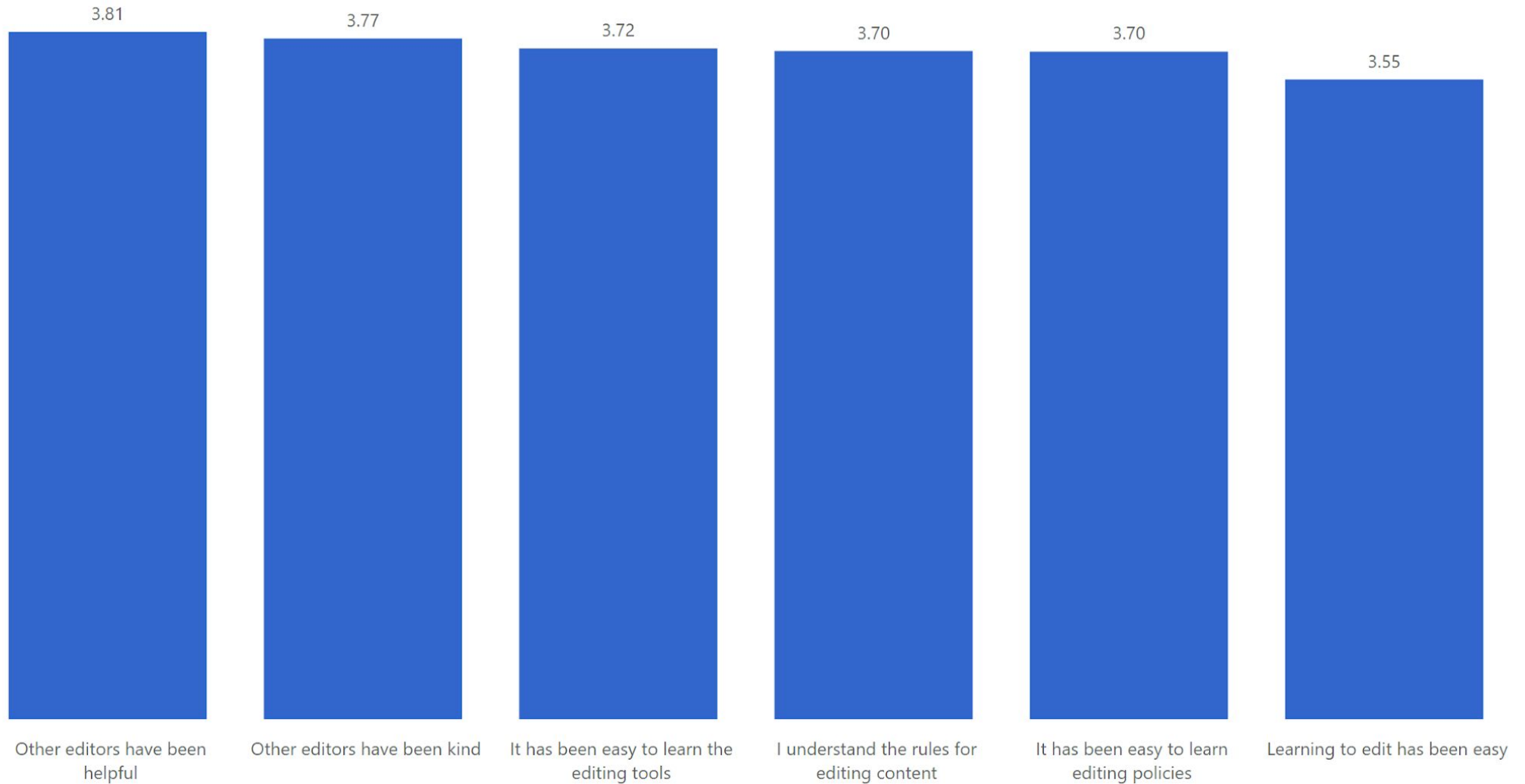
All

Number of Response

274



Indicate your level of agreement with the following statements. (5 - Strongly Agree, 1 - Strongly Disagree)





Below, in decreasing order of importance, are factors that influenced respondents' decision to become a contributor. These factors would translate well into communication strategies to recruit new contributors.

Country

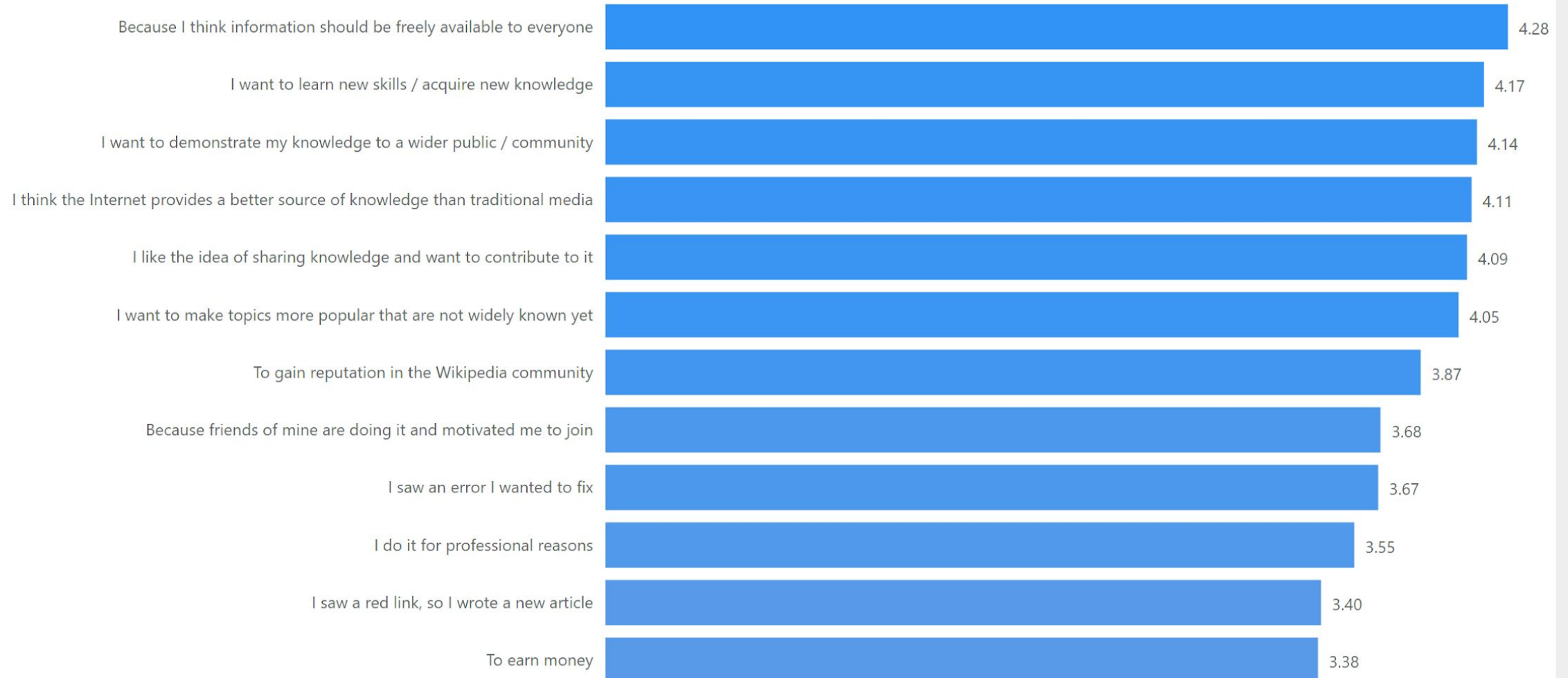
All

Number of Response

273



### How important were the following factors in your decision to become a Wikipedia contributor? (1 - Not at all important, 5 - Very Important)





### How do you contribute to Wikipedia projects? Contributed means to have edited, created, or uploaded content (Choose all that apply)

● Wikipedia ● Commons ● Wikidata

*\*Percentages sum up to more than 100% because respondents can pick more than one choice.*



Country  
All

Number of Response  
273



### When did you last make a contribution to Wikipedia?

● This month ● 1 to 3 months ● 3 to 6 months ● 6 months to a year ● More than a year



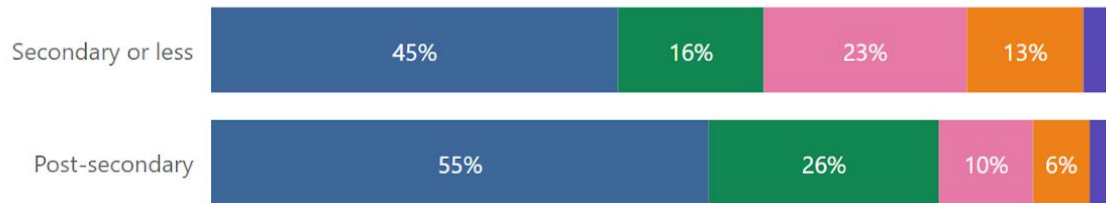
### When did you last make a contribution to Wikipedia? (By gender)

● This month ● 1 to 3 months ● 3 to 6 months ● 6 months to a year ● More than a year



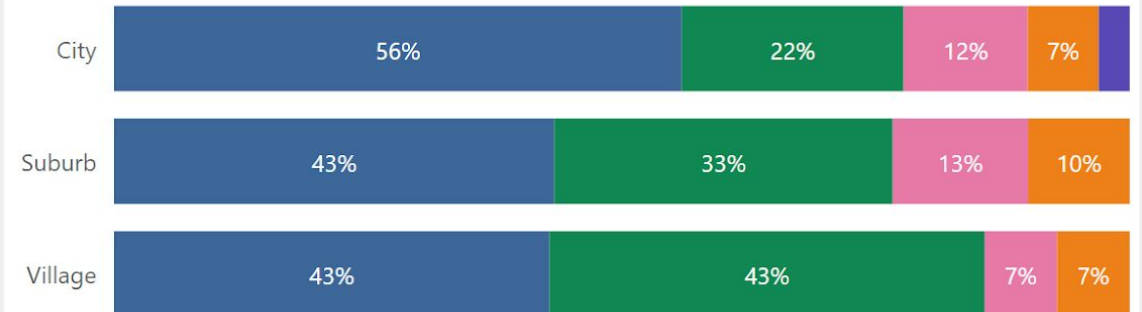
### When did you last make a contribution to Wikipedia? (By level of education)

● This month ● 1 to 3 months ● 3 to 6 months ● 6 months to a year ● More than a year



### When did you last make a contribution to Wikipedia? (By rural and urban)

● This month ● 1 to 3 months ● 3 to 6 months ● 6 months to a year ● More than a year



Only a few responses to this question were collected. The biggest reason (13 responses), was due to the fact that the contributor simply didn't have time.

Country

Rwanda

Number of Response

10



## Why have you become less active contributing in the recent months?

Rules guidelines are becoming too complicated

# Less time

Don't have enough resources to contribute internet data computer etc  
I was contributing because of a contest or event

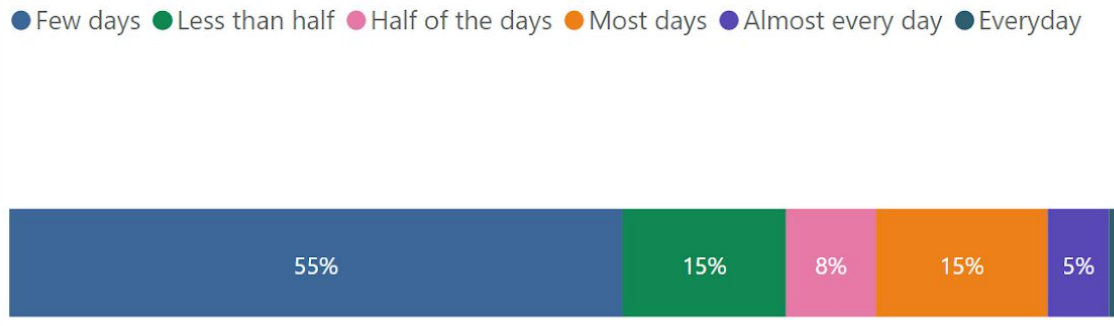
More than half of contributors say they contribute a few days every month.

Country  
All

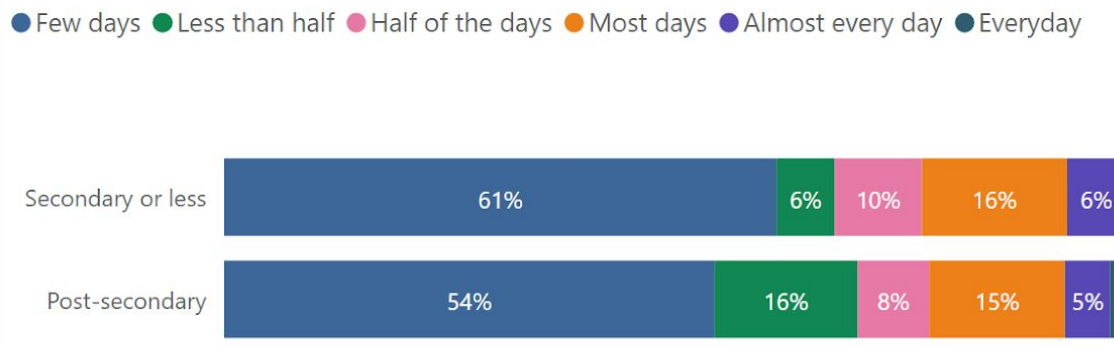
Number of Response  
273



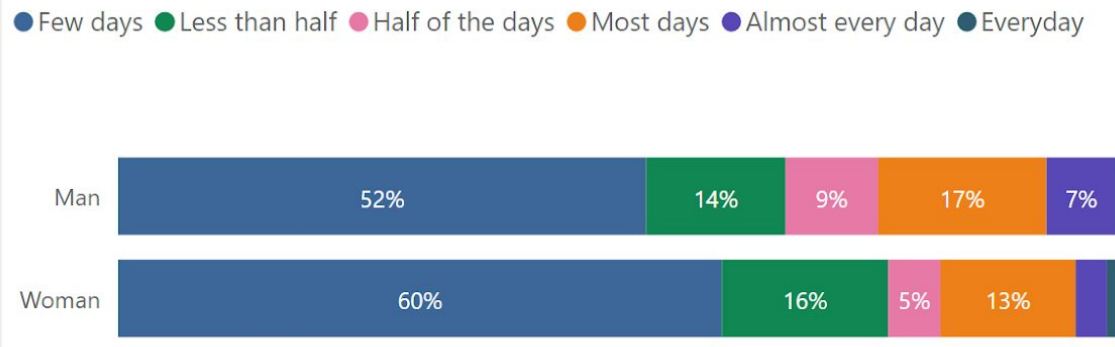
On average, how many days in each month do you contribute to Wikipedia?



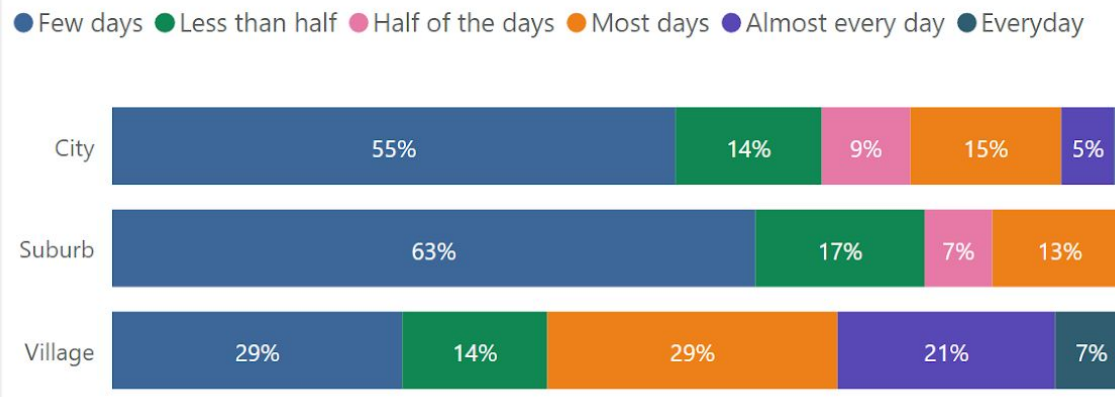
On average, how many days in each month do you contribute to Wikipedia? (By level of education)



On average, how many days in each month do you contribute to Wikipedia? (By gender)



On average, how many days in each month do you contribute to Wikipedia? (By rural and urban)



Contributors were asked to gauge their perceived versus required level of skills needed to be effective contributors. The areas with the biggest gap were: subject or domain knowledge, offline research, and communication. The differences were statistically significant at  $\alpha = 5\%$ .

Country

All

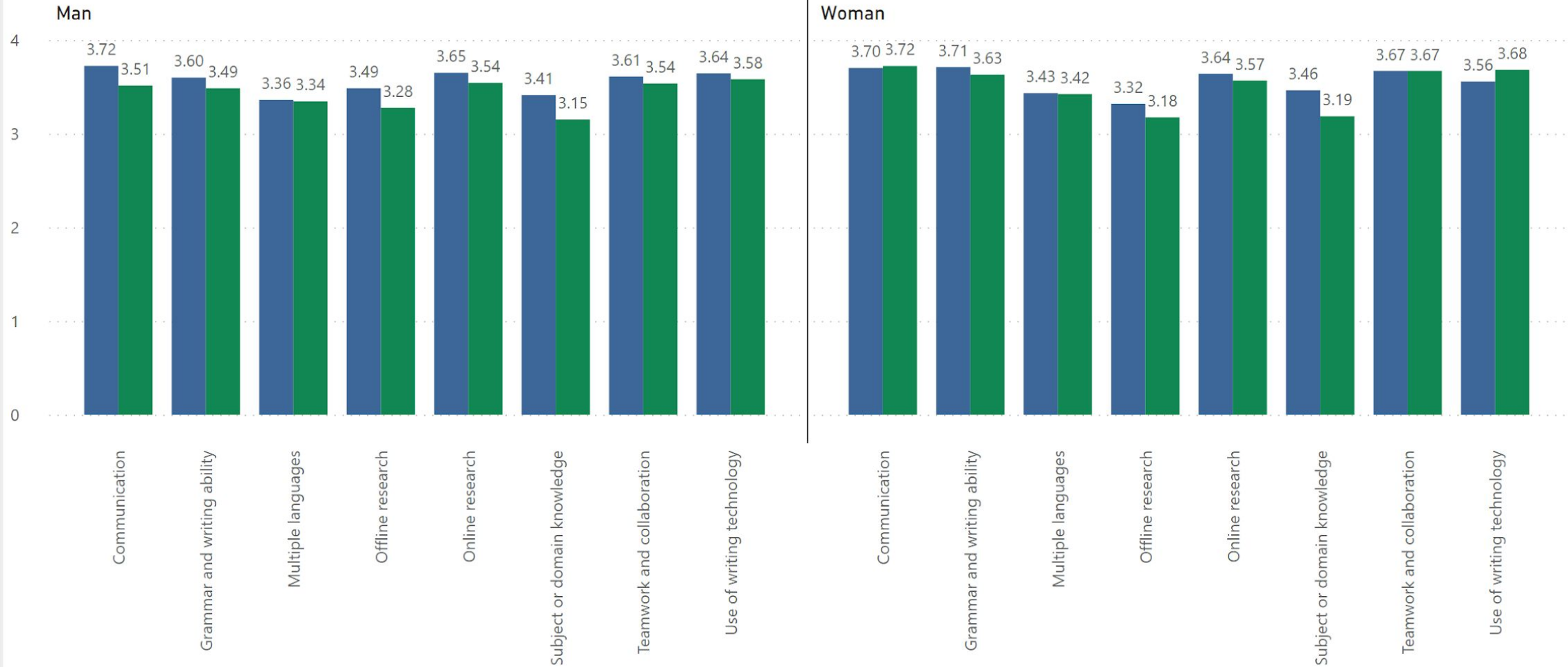
Number of Response

276



### Level of skill required to be an effective contributor by Category and Gender

● needed level of skill ● your existing level of skill



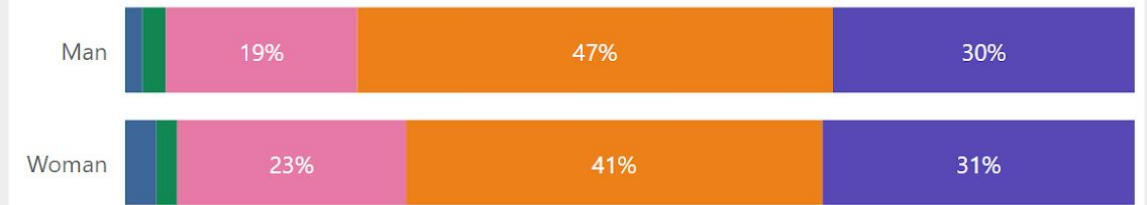
### How comfortable do you feel training future Wikipedians?

● Very uncomfortable ● Somewhat Unco... ● Neutral ● Somewhat Co... ● Very comfortable



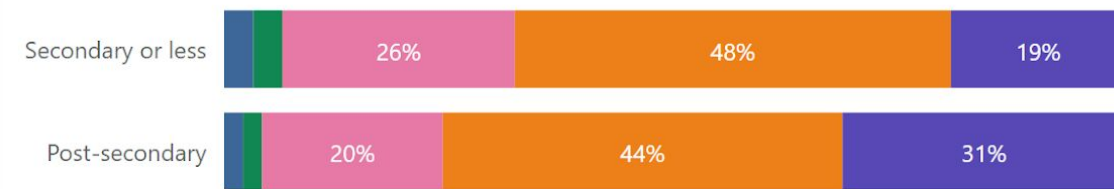
### How comfortable do you feel training future Wikipedians? (By gender)

● Very uncomfortable ● Somewhat Unco... ● Neutral ● Somewhat Co... ● Very comfortable



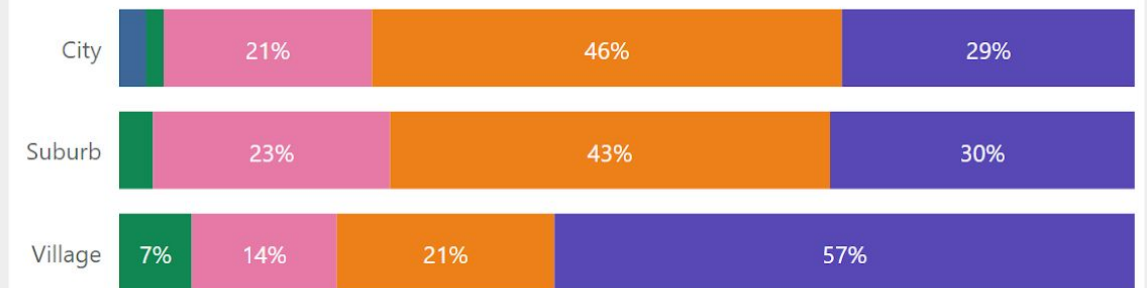
### How comfortable do you feel training future Wikipedians? (By level of education)

● Very uncomfortable ● Somewhat Unco... ● Neutral ● Somewhat Co... ● Very comfortable



### How comfortable do you feel training future Wikipedians? (By rural and urban)

● Very uncomfortable ● Somewhat Unco... ● Neutral ● Somewhat Co... ● Very comfortable





### Feel uncomfortable training future Wikipedians

- | YES
- | Suis pas forte en ça
- | Pour partager avec les autres leurs compétences
- | Nango ndiyumvamo ubushobozi bwo gutoza.
- | Je n'aime pas l'internet
- | I am not good at communication am shy personality
- | Feel good
- | Common capacity
- | Ça permet au wikipedien de se cultiver
- | Become More Information
- | Because they will provide basic needs

### Feel neutral about training future Wikipedians

- | Suis pas encore prête
- | Puisque je ne pas grand chose à gagner r
- | Puisque je ne pas d'engagement avec eux
- | Puisque je ne pas assez de temps pour m'en charger je...
- | Puisque je gagne bien ma vie
- | Pour ne pas prendre le risque de n'est pas promettre c...
- | Parce-que je suis toujours occupée et je ne pas grand ...
- | Parce-que je ne trouve pas que c'est gênant
- | Parce-que je ne suis pas très intéressée par la technol...
- | Parce-que je ne suis pas bien outillé pour former les n...
- | Parce-que je n'ai pas à gagner
- | Parce-que c'est important pour moi de me sentir libre ...
- | Parce si j'ai eu des connaissances je les partageait ave...
- | Parce qu'il a déjà des petites notions

### Feel comfortable training future Wikipedians

- | Wikipédia m'aime dans beaucoup des recherches que j...
- | Wikipedia facilite les recherches d'où l'initiative de pro...
- | Want to share what I know for them In order to build a ...
- | Vue ma connaissance à la matière cela va me permettr...
- | Very excited
- | Updated news
- | Tres Important
- | Tout le monde a droit à la connaissance...
- | To reduce the gap in Wikipedia
- | to learn more about Wikimedia in order to be more pro...
- | To increase the number of participants on free informa...
- | To improve the editors while providing free information
- | To improve the editors and promote free Information
- | This training is very helpful because it help us to contri...



Although some contributors reported experiencing some forms of discrimination, the number of responses was quite low. The differences between gender was statistically insignificant. More responses may be needed in follow-up studies for a robust analysis.

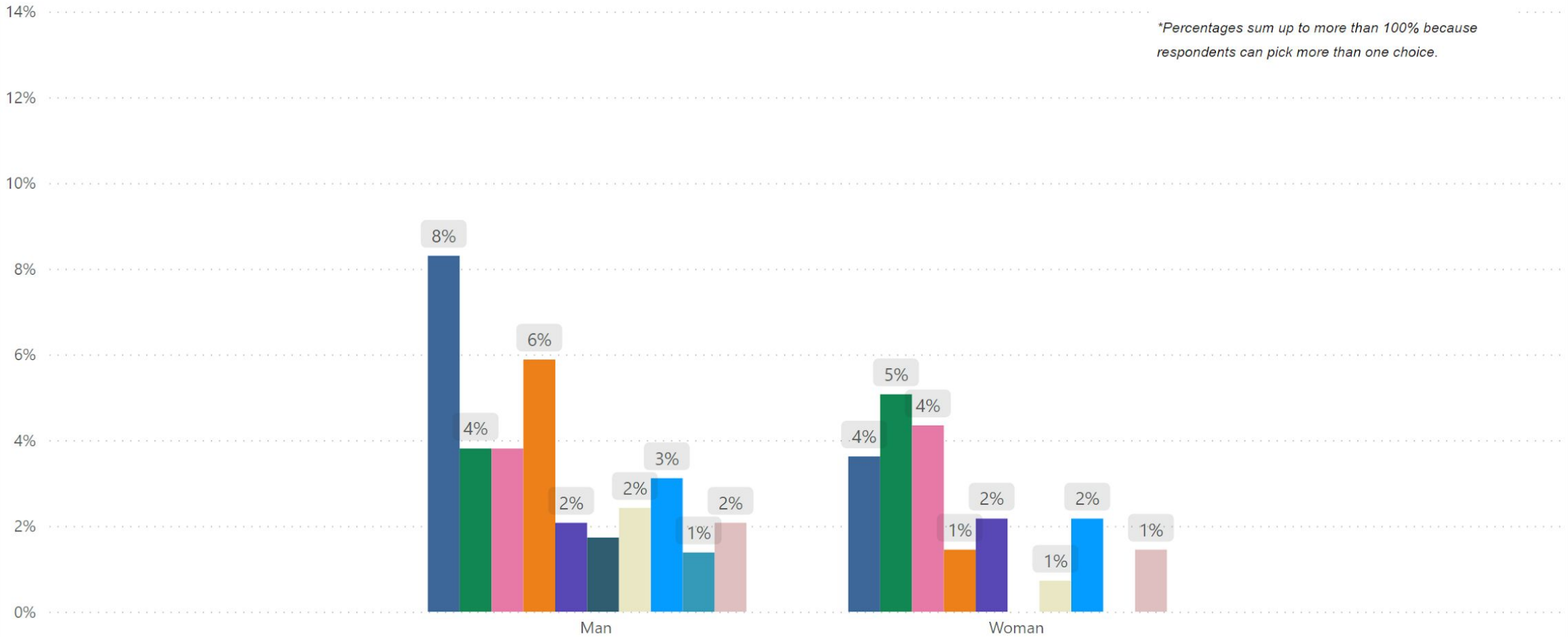
Country  
All

Number of Response  
66



### As a Wikipedia contributor, have you ever experienced discrimination by other editors because of your...? (Choose all that apply)

● Age ● Gender ● Job status ● Citizenship ● Socioeconomic status ● Sexual orientation ● Political beliefs ● Religion/Spiritual tradition ● Race/Ethnicity ● Disability status



For those who have not contributed before (non-contributors), 87% would consider becoming contributors.

Country

All

Number of Response

158



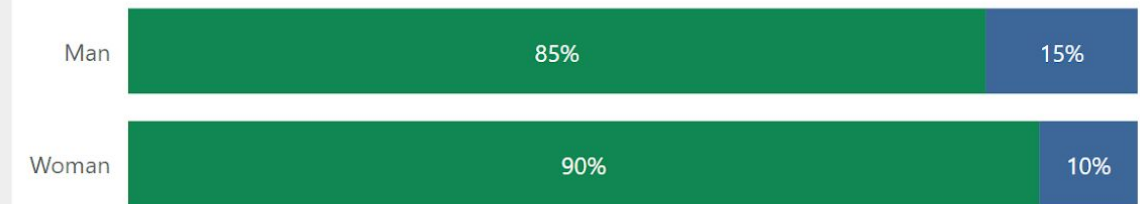
### Would you consider contributing to Wikipedia?

● No ● Yes



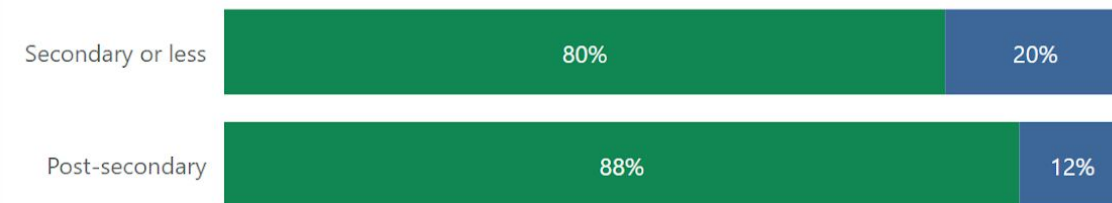
### Would you consider contributing to Wikipedia? (By gender)

● Yes ● No



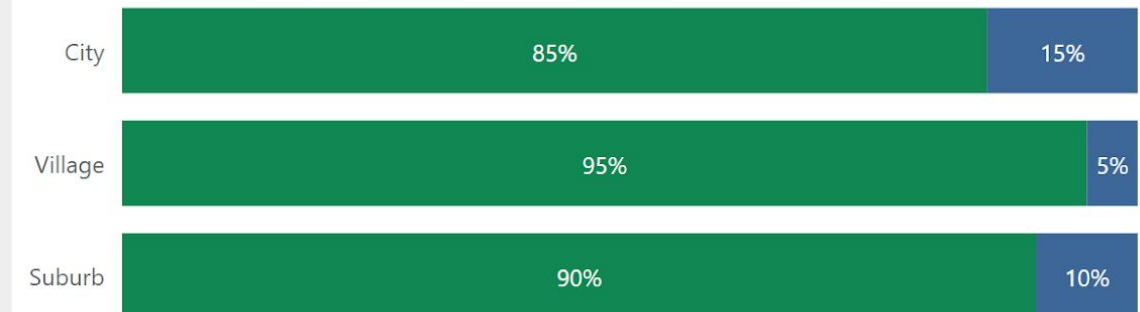
### Would you consider contributing to Wikipedia? (By level of education)

● Yes ● No



### Would you consider contributing to Wikipedia? (By rural and urban)

● Yes ● No



Below, in decreasing order of importance, are factors that would motivate a respondent to become a contributor. These factors would translate well into communication strategies to recruit new contributors.

Country

All

Number of Response

158



### Which of the following would likely motivate you to start contributing to Wikipedia?



The biggest reason why someone is not a contributor to Wikipedia is not knowing how to do so. Another issue is having enough resources to contribute. These themes can help facilitate awareness campaigns to increase contributors in the Great Lakes region.

Country

All

Number of Response

197



### Would you consider contributing to Wikipedia?

