

積立金府縣別公共事業貸付状況

第二十四表 Table No. XXIV.

Loans for Public Welfare Enterprises, Specifying Prefectures, 昭和九年度末現在 As at the End of March, 1935.

Table with columns for Regional Direction of Communications, Prefecture, and Amount of Loans Given. Includes regional sub-totals for Tokyo, Nagoya, Osaka, and Grand Total.

備考 本表ノ公共貸付額カ第一編第二十一表ノ公共貸付額ト物合セサルハ第一編第二十二表ノ備考ト同一ノ理由ニ依ルモノナリ。 Note: The reason why the grand total of the above table does not coincide with the amount of the Loans for Public Welfare Enterprises in the Table No. XXI, Part I, is due to the same fact noted under the Table No. XXII, Part I.

簡易保険中央健康相談所利用状況

第二十五表 Table No. XXV.

Service of the Central Health Consultation Office, Utilized by the Insured.

Table with columns for Fiscal Year (1933-1935) and Number of Cases. Rows include Health Consultation, Diagnosis by Mail, Experiments and Researches, and various medical tests like Urine, Excrement, Sputa, Blood, Hygienic, Roentgen, Sun-burner, etc.

備考 本表中括弧内ノ数字ハ小兒被保險者利用件数ノ再掲ヲ示ス。 Note: The figures in the parentheses denote the cases utilized by the insured of the Infantile Policies.

第二十六表 Table No. XXVI

簡易保險地方健康 Service of the Local Health Utilized by

Table with columns for Order No., Office Name, Fiscal Year, and Health/Visiting Nursing statistics for 1934-5, 1933-4, and 1932-3.

相談所利用状況 Consultation Offices, the Insured.

Table with columns for Order No., Office Name, Fiscal Year, and Health/Visiting Nursing statistics for 1934-5, 1933-4, and 1932-3.

第二十六表 Table No. XXVI

(續) 簡易保險地方健康 Service of the Local Health Utilized by

Table with columns for Fiscal Year (昭和九年度, 昭和八年度, 昭和七年度), Health Consultation, and Visiting Nursing. Rows list various consultation offices (e.g., 尾, 名古屋, 大阪梅田) and their utilization statistics.

相談所利用状況 Consultation Offices, the Insured.

Table with columns for Fiscal Year (昭和九年度, 昭和八年度, 昭和七年度), Health Consultation, and Visiting Nursing. Rows list consultation offices (e.g., 神戸林田, 京都西陣, 大阪港) and their utilization statistics.

第二十六表 Table No. XXVI

(續) 簡易保險地方健康 (Continued) Service of the Local Health Utilized by

Table with columns for Fiscal Year (昭和九年度, 昭和八年度, 昭和七年度), Health Consultation, and Visiting Nursing. Rows list various locations like Zentsu, Tokuyama, Kumamoto, etc.

相談所利用状況 Consultation Offices, the Insured.

Table with columns for Fiscal Year (昭和九年度, 昭和八年度, 昭和七年度), Health Consultation, and Visiting Nursing. Rows list various locations like Nagaoka, Niigata, Yamagata, etc.

(續) 簡易保險地方健康相談所利用狀況

第二十六表 (Continued) Service of the Local Health Consultation Offices, Utilized by the Insured. Table No. XXVI.

順序 No. of Order	支店 R. D. o. Ca.	相談所 Offices	取扱種別 Kinds of Conducts	年度別 Fiscal Year	昭和九年度 1934-5		昭和八年度 1933-4		昭和七年度 1932-3		順序 No. of Order
					健康相談 Health Consultation	訪問看護 Visiting Nursing	健康相談 Health Consultation	訪問看護 Visiting Nursing	健康相談 Health Consultation	訪問看護 Visiting Nursing	
168	函	館	大正十四年十一月	(8,177) 44,506	1	(14,812) 50,183	58	(10,142) 26,546	(250) 672	168	
169	小	樽	大正十五年十月	(10,498) 55,202	—	(10,180) 40,140	239	(4,196) 23,169	(205) 1,198	169	
170	旭	川	昭和二年八月	(13,319) 51,811	—	(9,279) 40,238	131	(6,183) 27,078	(286) 647	170	
171	帯	廣	昭和五年十二月	(8,308) 34,719	12	(8,815) 31,228	133	(7,153) 24,967	(158) 569	171	
172	鋼	路	昭和六年一月	(8,900) 34,009	50	(8,787) 31,117	85	(3,812) 19,018	(16) 259	172	
173	室	關	昭和六年一月	(8,018) 38,516	—	(4,989) 31,288	—	(5,038) 24,257	(180) 1,155	173	
174	札幌 Sapporo	根	室 昭和七年一月	(7,384) 29,348	81	(6,131) 24,300	90	(3,215) 22,114	(7) 56	174	
175		野	付 牛 昭和七年十二月	(11,598) 28,303	33	(5,352) 16,325	43	(373) 1,775	(—) 23	175	
176		留	萌 昭和七年十二月	(10,501) 25,758	11	(7,178) 18,339	80	(676) 2,624	(8) 27	176	
177		岩	見 澤 昭和九年三月	(8,482) 27,201	36	(245) 1,143	—	—	—	177	
178		苦	小 牧 昭和九年三月	(4,065) 12,220	1	(124) 502	—	—	—	178	
179		網	走 昭和九年十二月	(1,367) 6,156	42	—	—	—	—	179	
180		計	TOTAL	(128,488) 472,922	279	(82,212) 352,233	875	(80,861) 243,869	(1,382) 5,140	180	
181	關東州 Kwantung Province, Manchu- ria	大	連 昭和五年五月	(1,182) 19,543	—	(1,222) 16,013	—	(1,317) 14,226	—	181	
182		全	國 總 計 Grand Total throughout the Country	(853,888) 5,074,374	16,560	(672,254) 4,181,987	22,110	(367,308) 3,073,671	(5,991) 39,372	182	

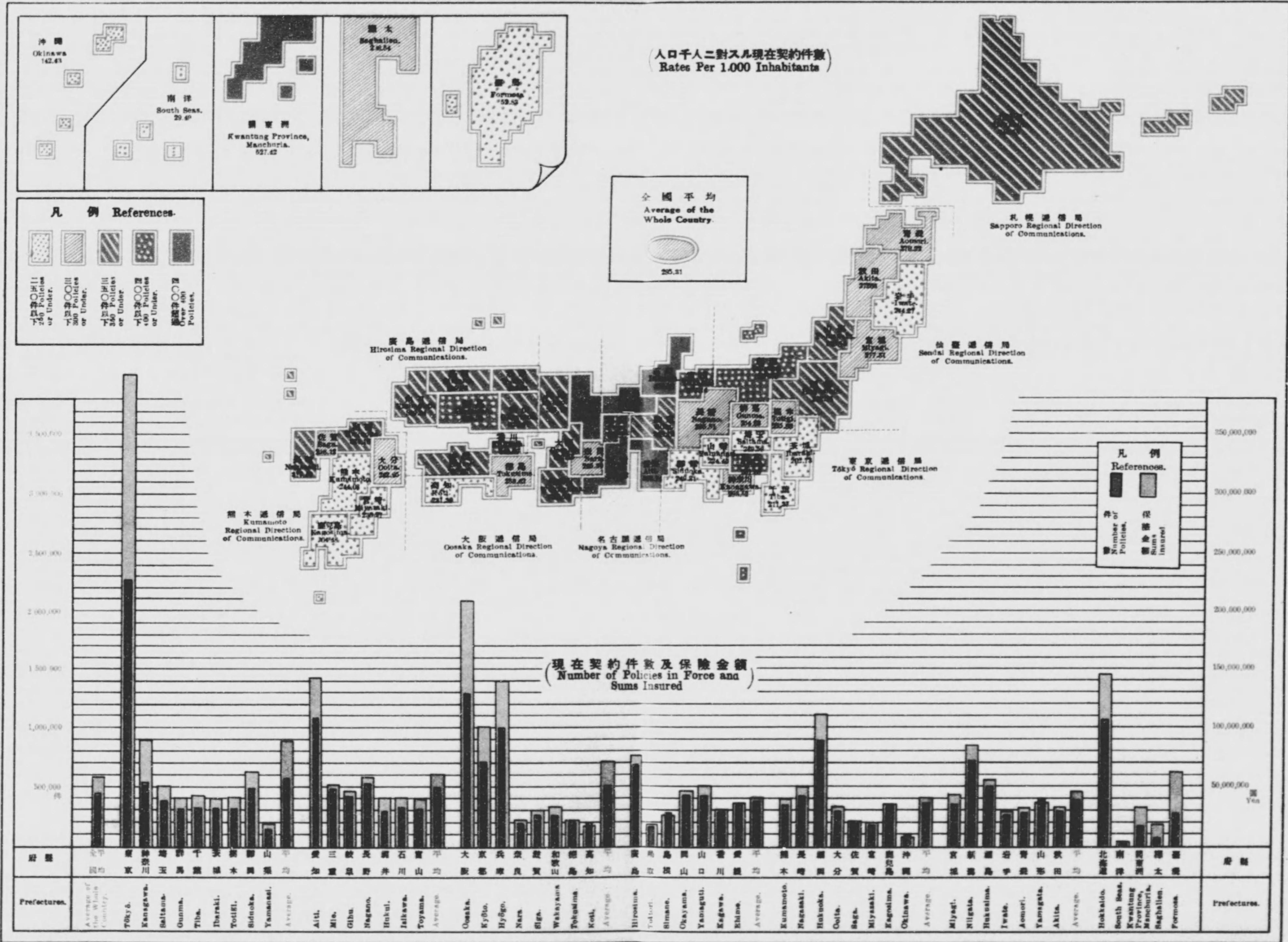
備考 本表中括弧内ノ數字ハ小兒被保險者利用件數ヲ再掲セルモノナリ。

Note:- The figures in the parentheses denote the cases utilized by the insured of the Infantile Policies.

昭和九年度末現在契約分布圖

Distribution of the Whole Policies in Force as at the End of the Fiscal Year 1934-5.

第一圖 Diagram No. I

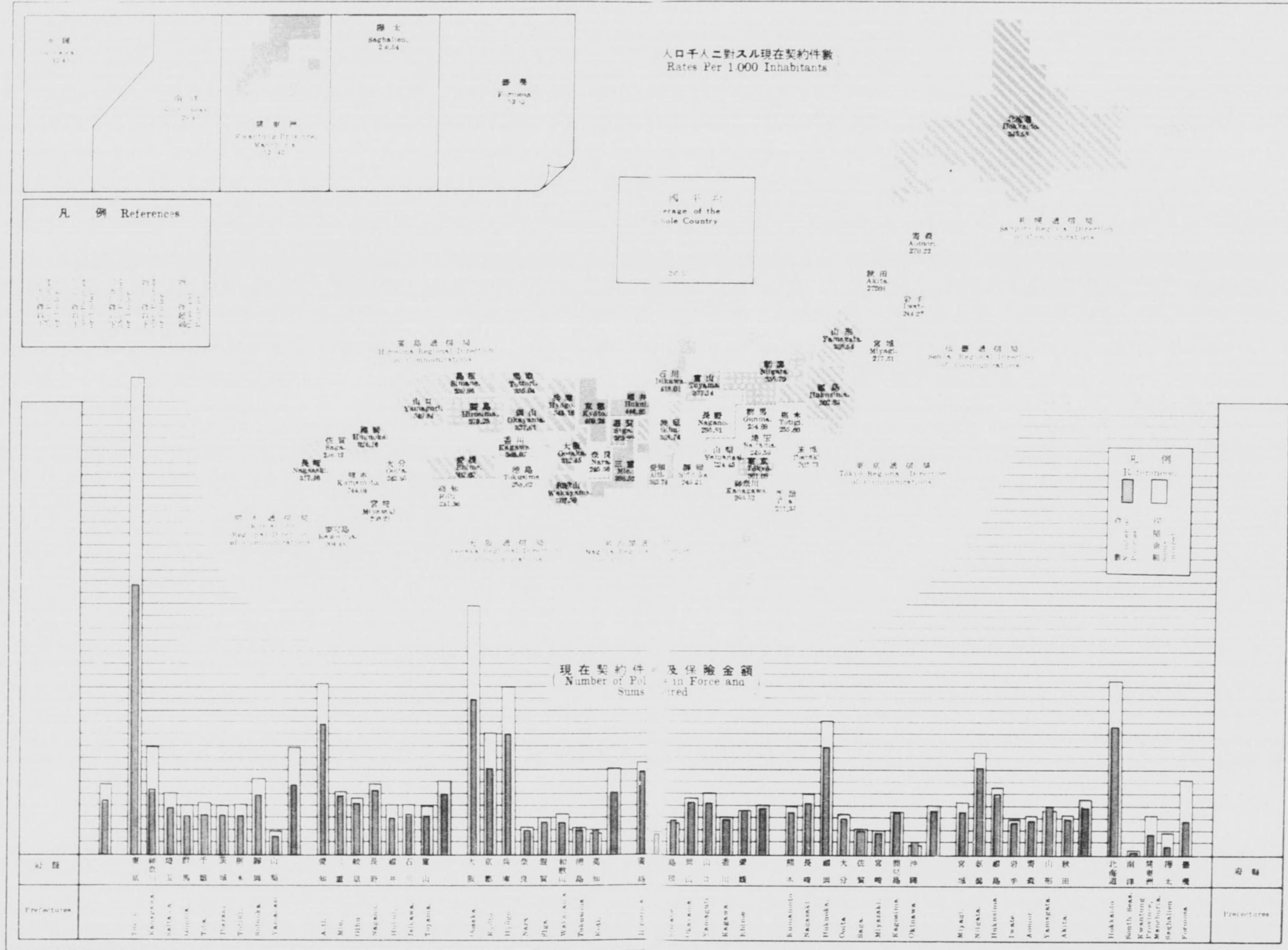


備考 本圖中ニハ小兒保險契約高ヲ含ム。
Note:— The above includes the Infantile Policies.


昭和九年度末現在契約分布圖

Distribution of the Whole Policies in Force as at the End of the Fiscal Year 1934-5

第一圖 Diagram No. 1



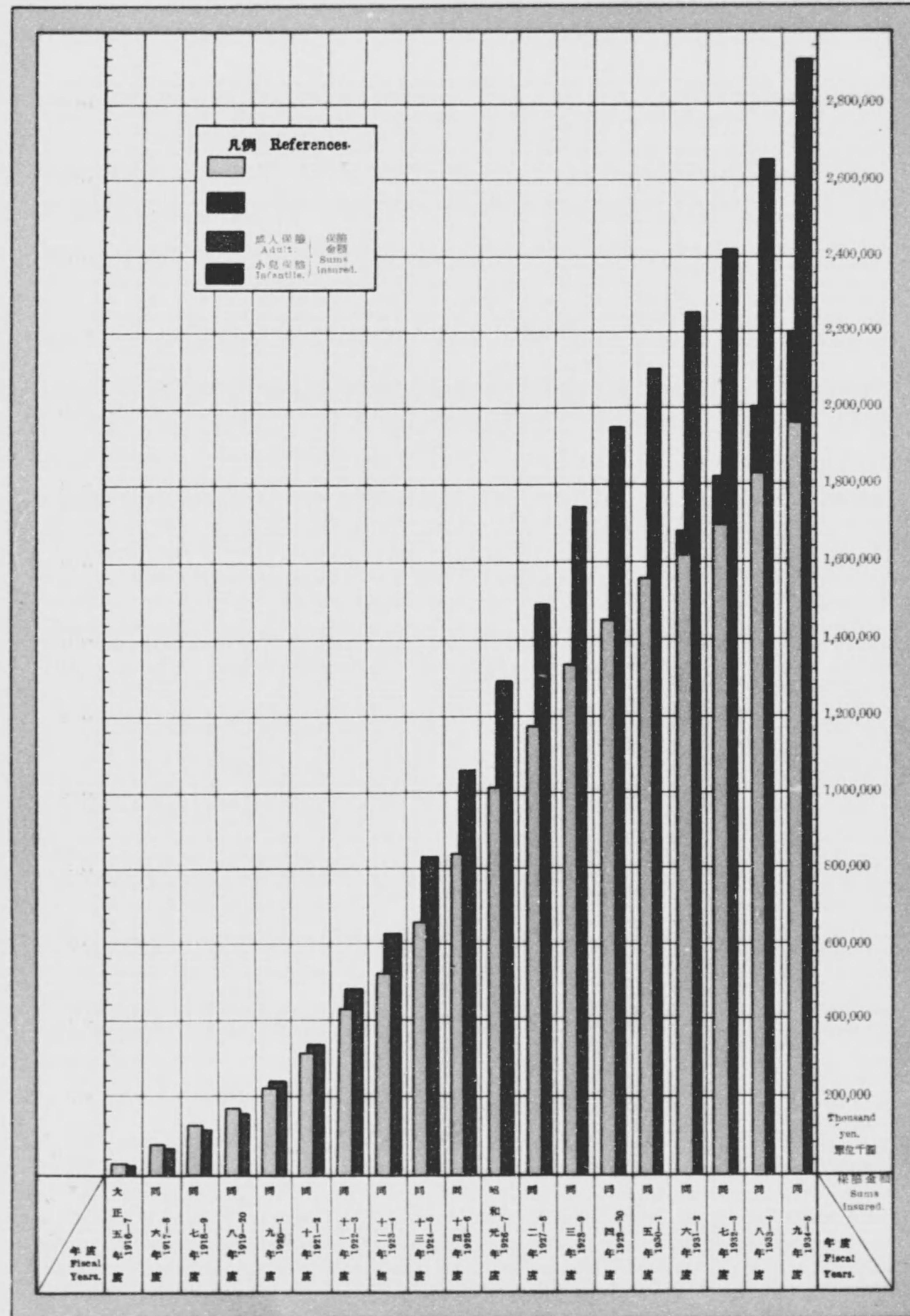
備 考 本圖中「一」小兒保險契約高「含」之。
 Note -- The above includes the Infantile Policies.



年度末現在契約高累年比較圖

Policies in Force at each End of Successive Fiscal Years. Represented for Comparison.

第二圖
Diagram No. II



被保險者產業別及保險金額別契約件數一覽圖

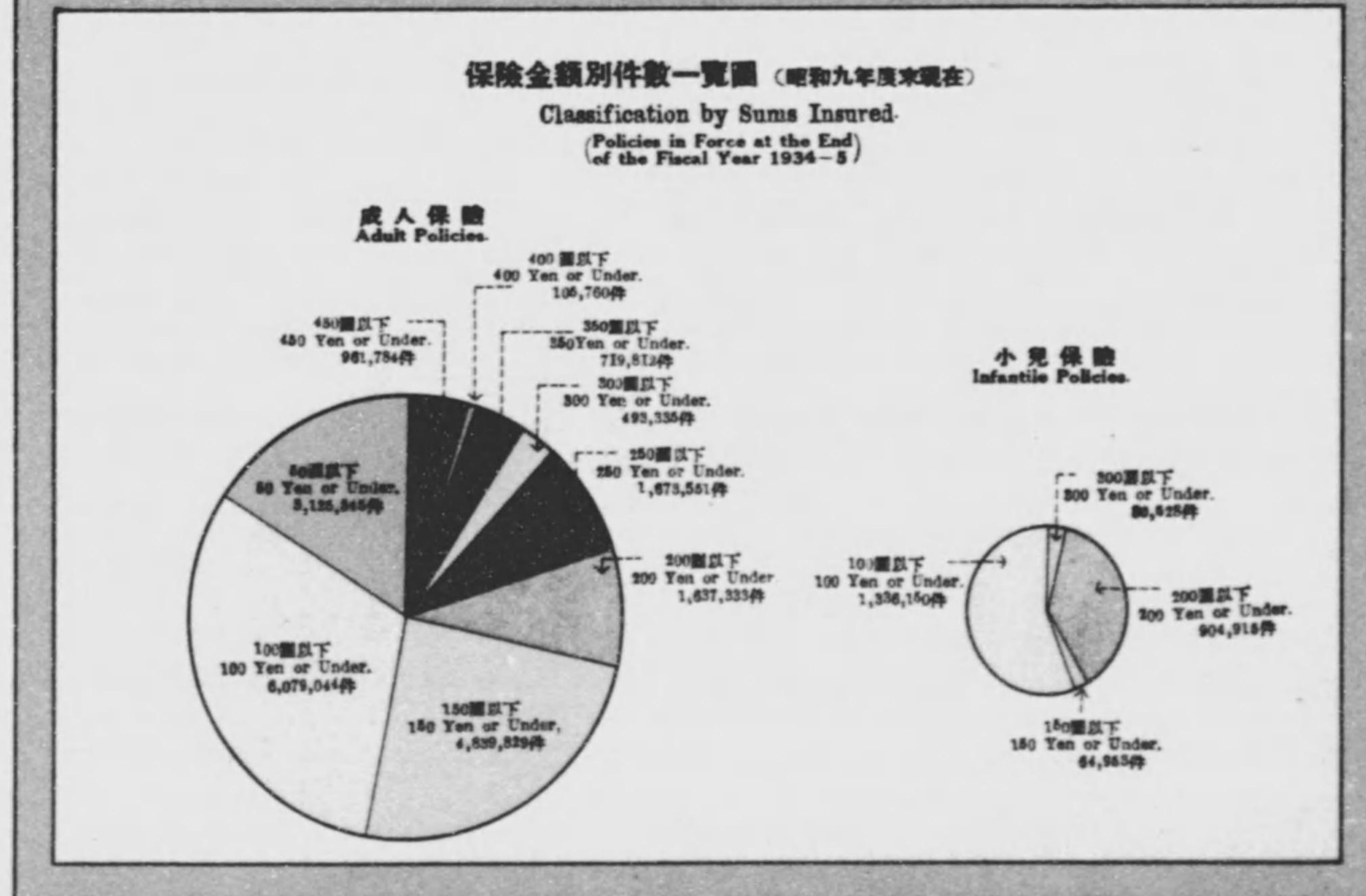
Number of Policies Classified by Industries of the Insured & by Sums Insured.

第三圖
Diagram No. III



保險金額別件數一覽圖 (昭和九年年度末現在)

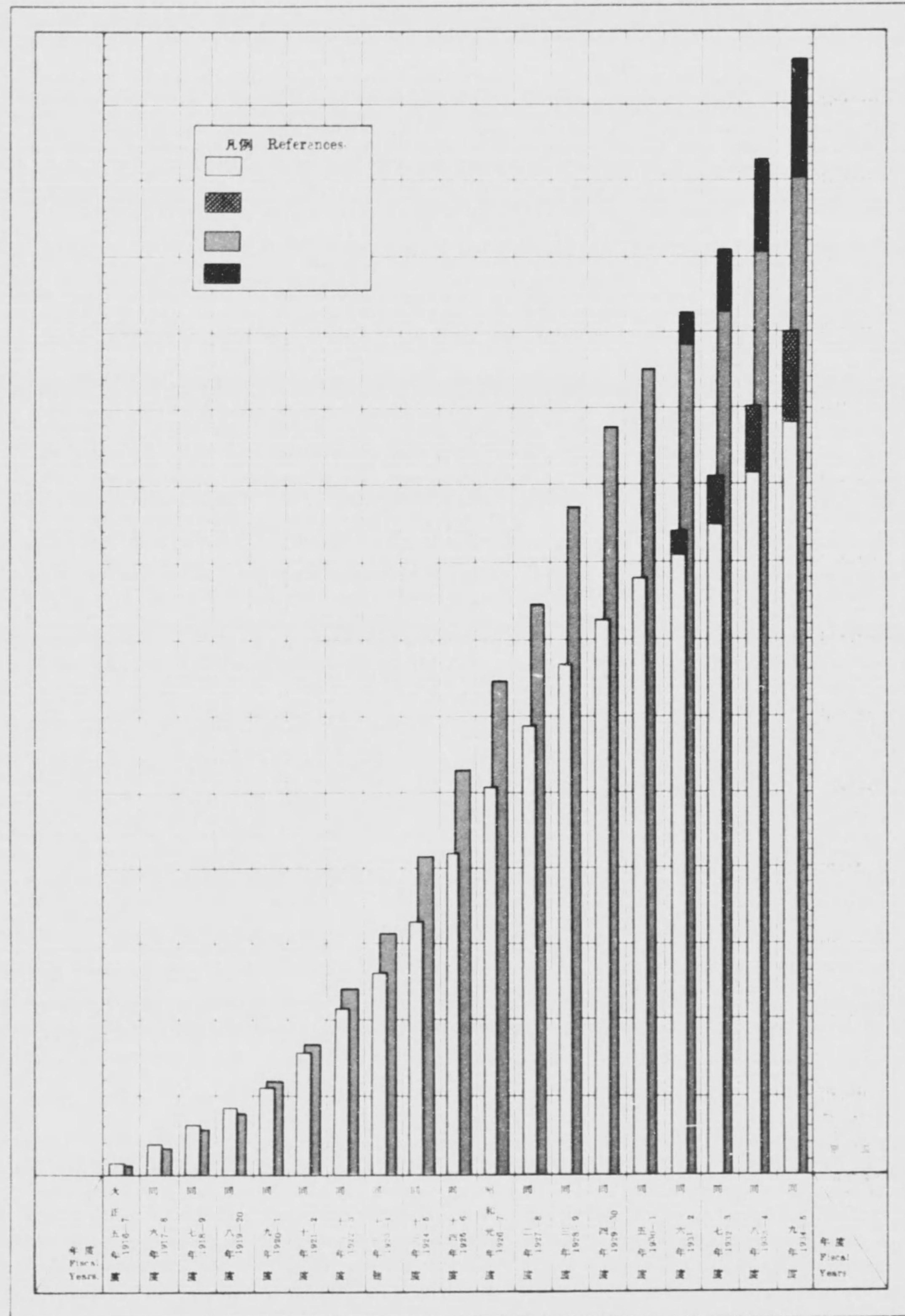
Classification by Sums Insured (Policies in Force at the End of the Fiscal Year 1934-5)



年度末現在契約高累年比較圖

Policies in Force at each End of Successive Fiscal Years Represented for Comparison

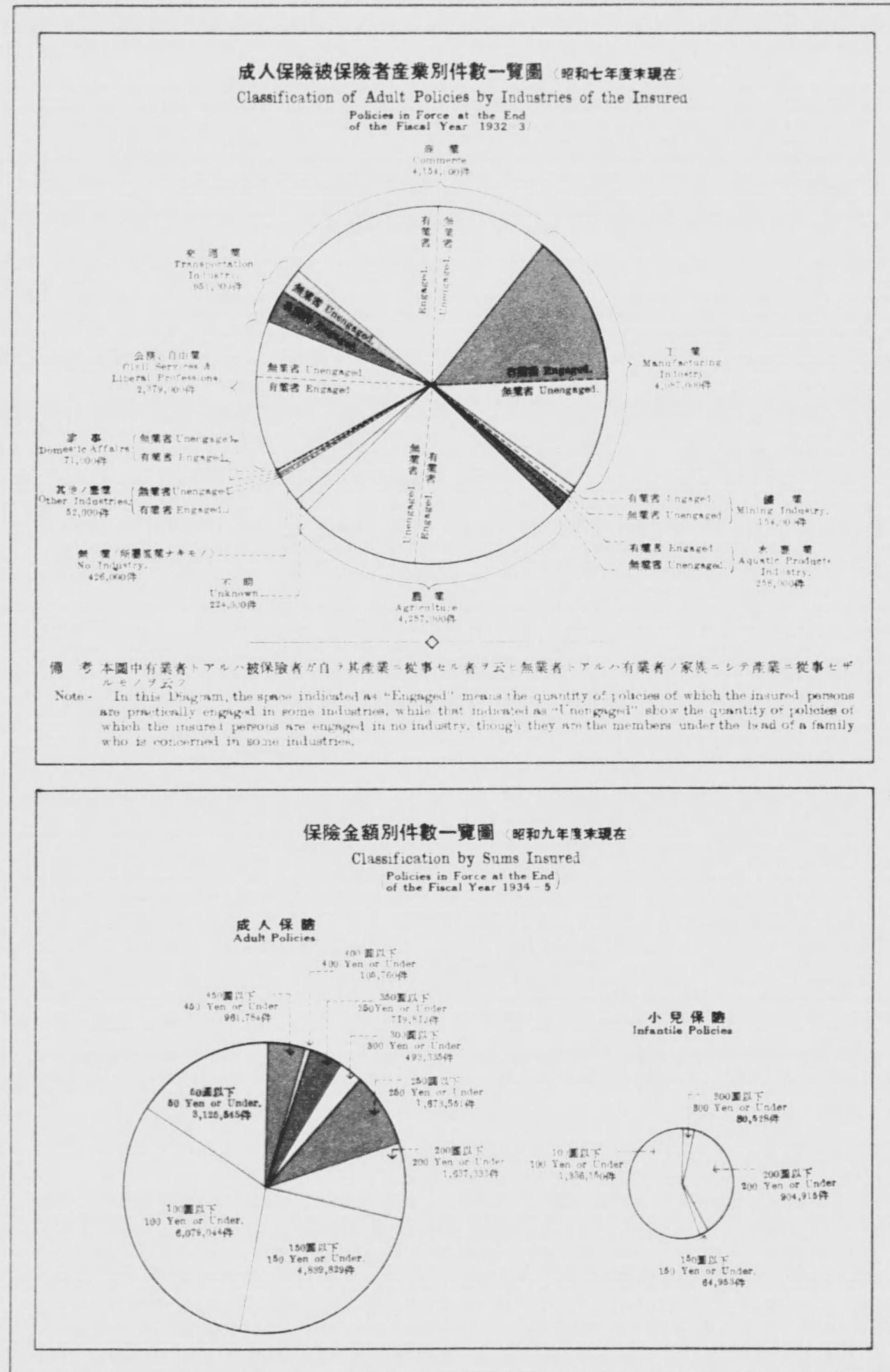
第二圖
Diagram No. II




被保險者産業別及保険金額別契約件数一覽圖

Number of Policies Classified by Industries of the Insured & by Sums Insured

第三圖
Diagram No. III

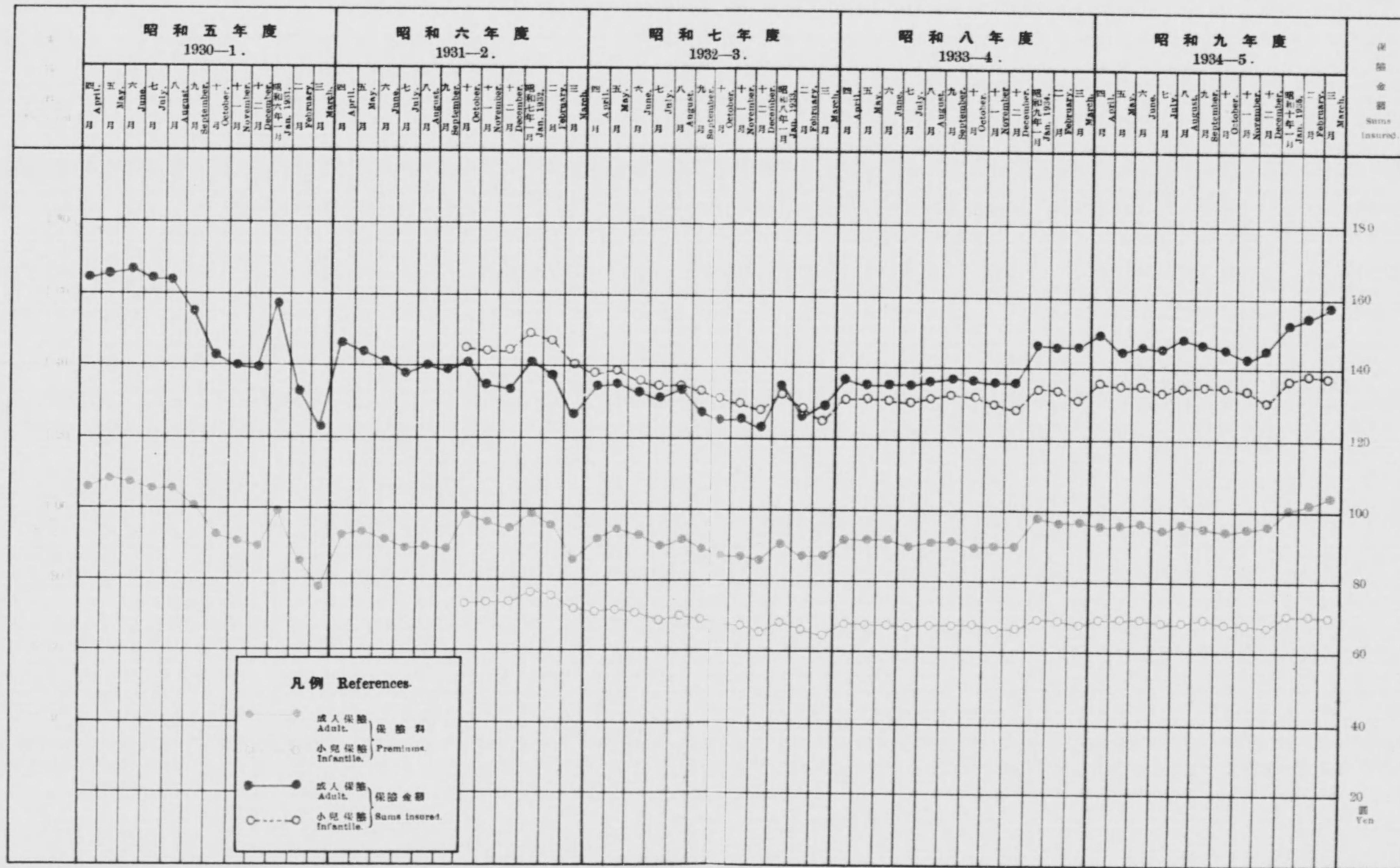





新契約平均保險料及平均保險金額累月比較圖

Comparison of Average Premiums & Average Sums Insured, of New Business in Successive Months.

第四圖
Diagram No. IV.



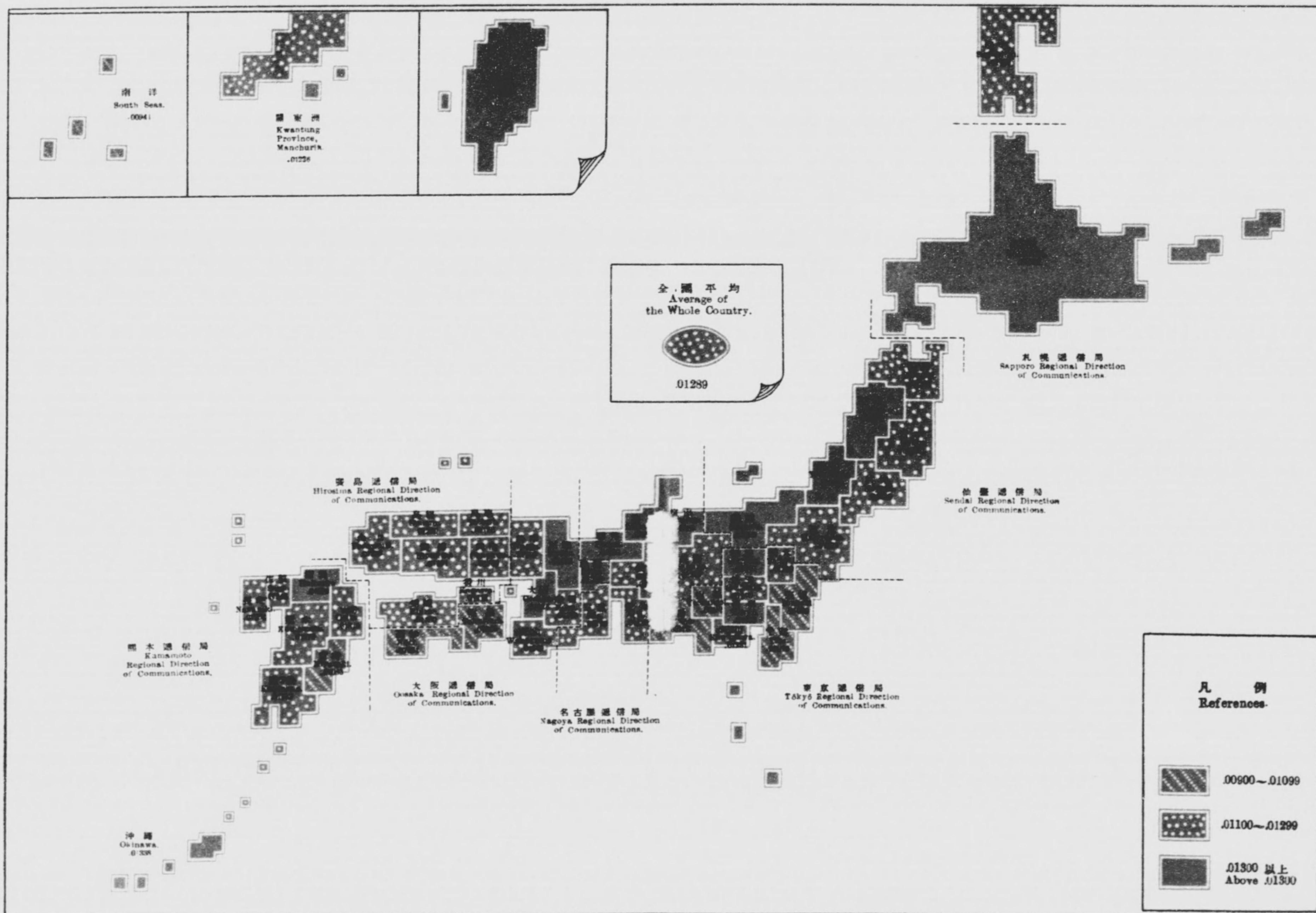


府縣別死亡率一覽圖 (成人保險)

Mortality-Rates Classified by Prefectures
(Adult Policies)

昭和九年度
For the Fiscal Year 1934-5.

第五圖
Diagram No. v.




府縣別死亡率一覽圖 成人保險

Mortality-Rates Classified by Prefectures
Adult Policies

昭和九年度
For the Fiscal Year 1934-5

第五圖
Diagram No. 5



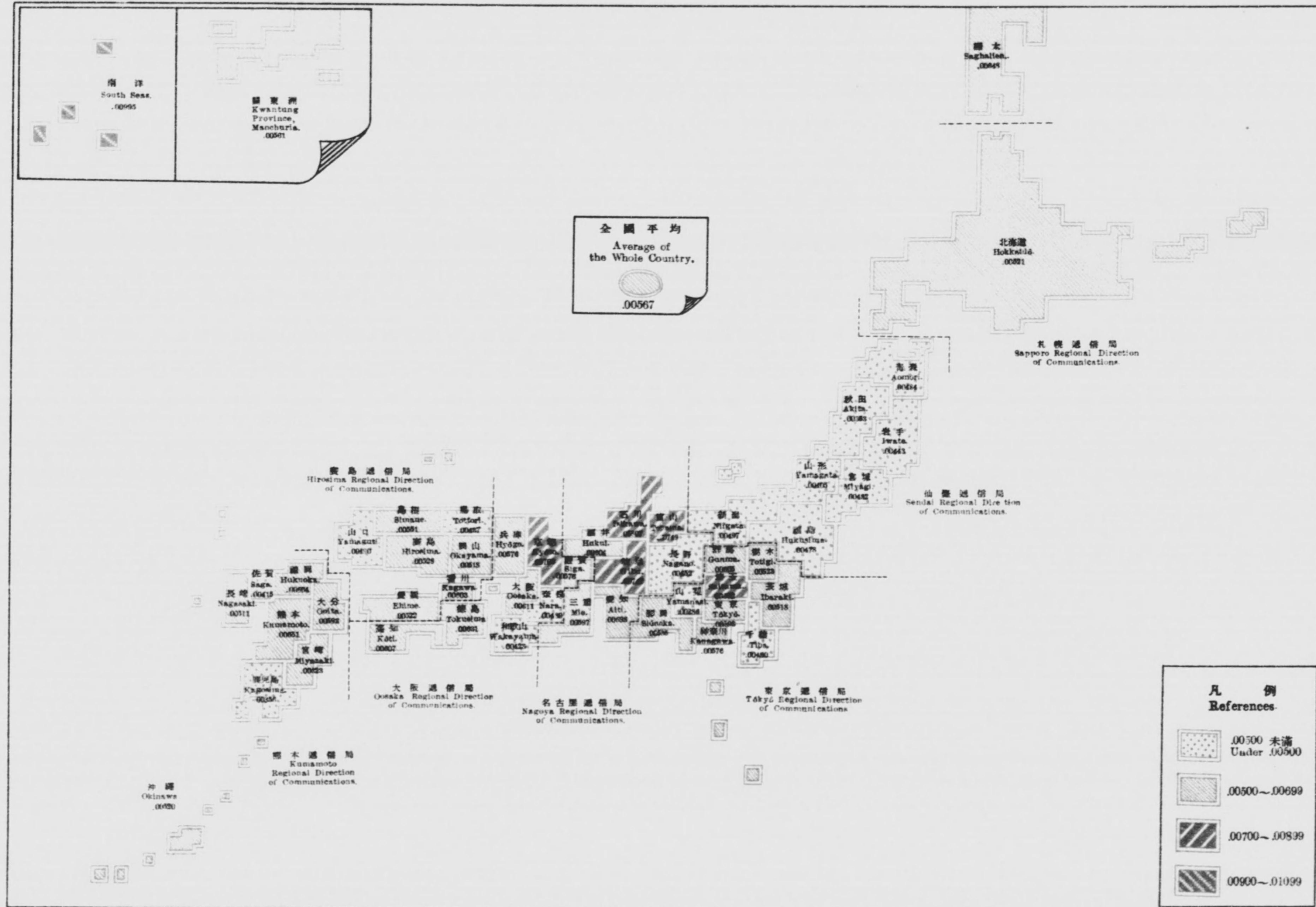



府縣別死亡率一覽圖 (小兒保險)

Mortality-Rates Classified by Prefectures
(Infantile Policies)

昭和九年度
For the Fiscal Year 1934-5.

第六圖
Diagram No VI.

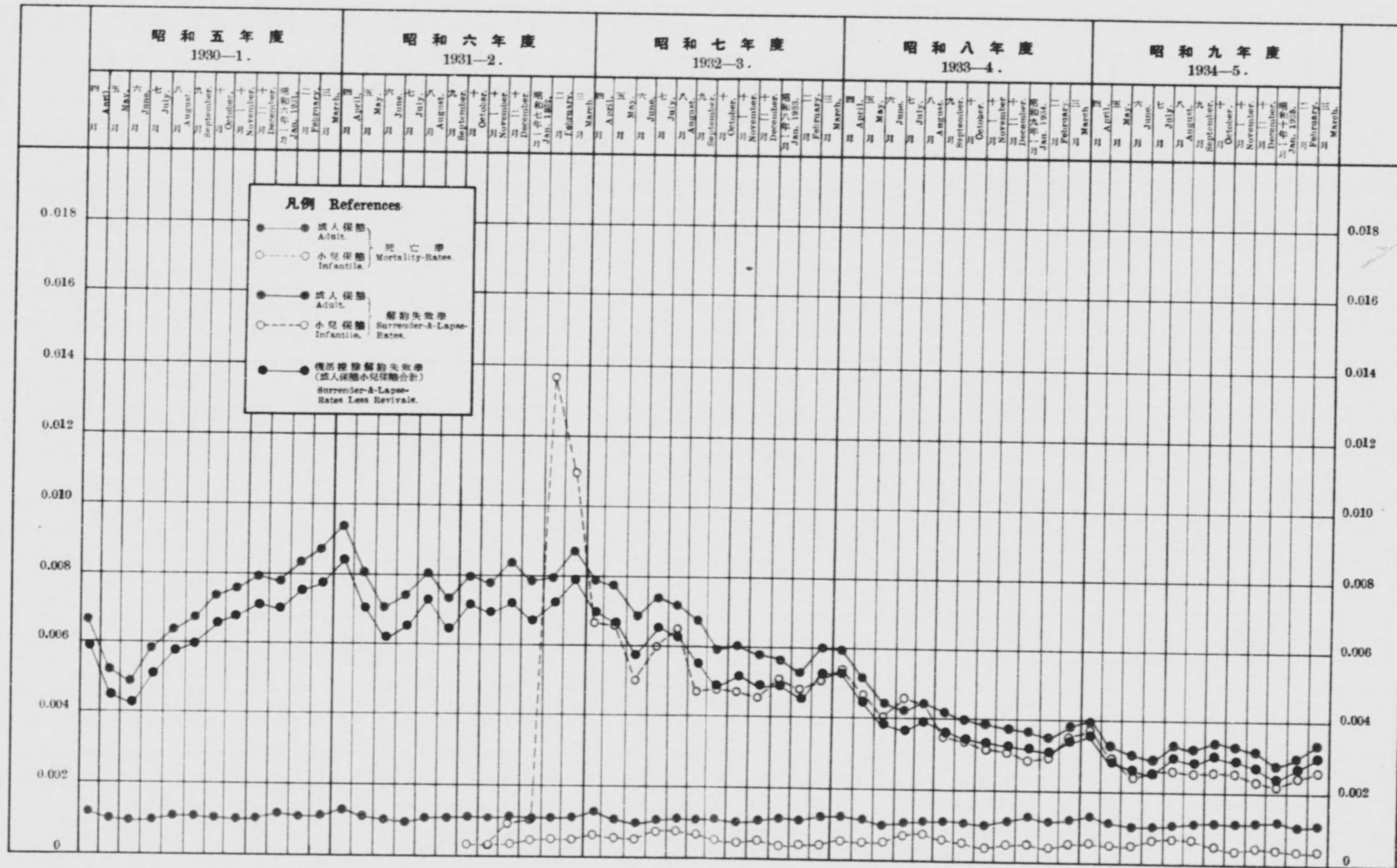





死亡率及解約失效率累月比較圖 (件數率)

Comparison of Mortality-Rates and Surrender-&-Lapse-Rates
in Successive Months.

第七圖
Diagram No. VII.





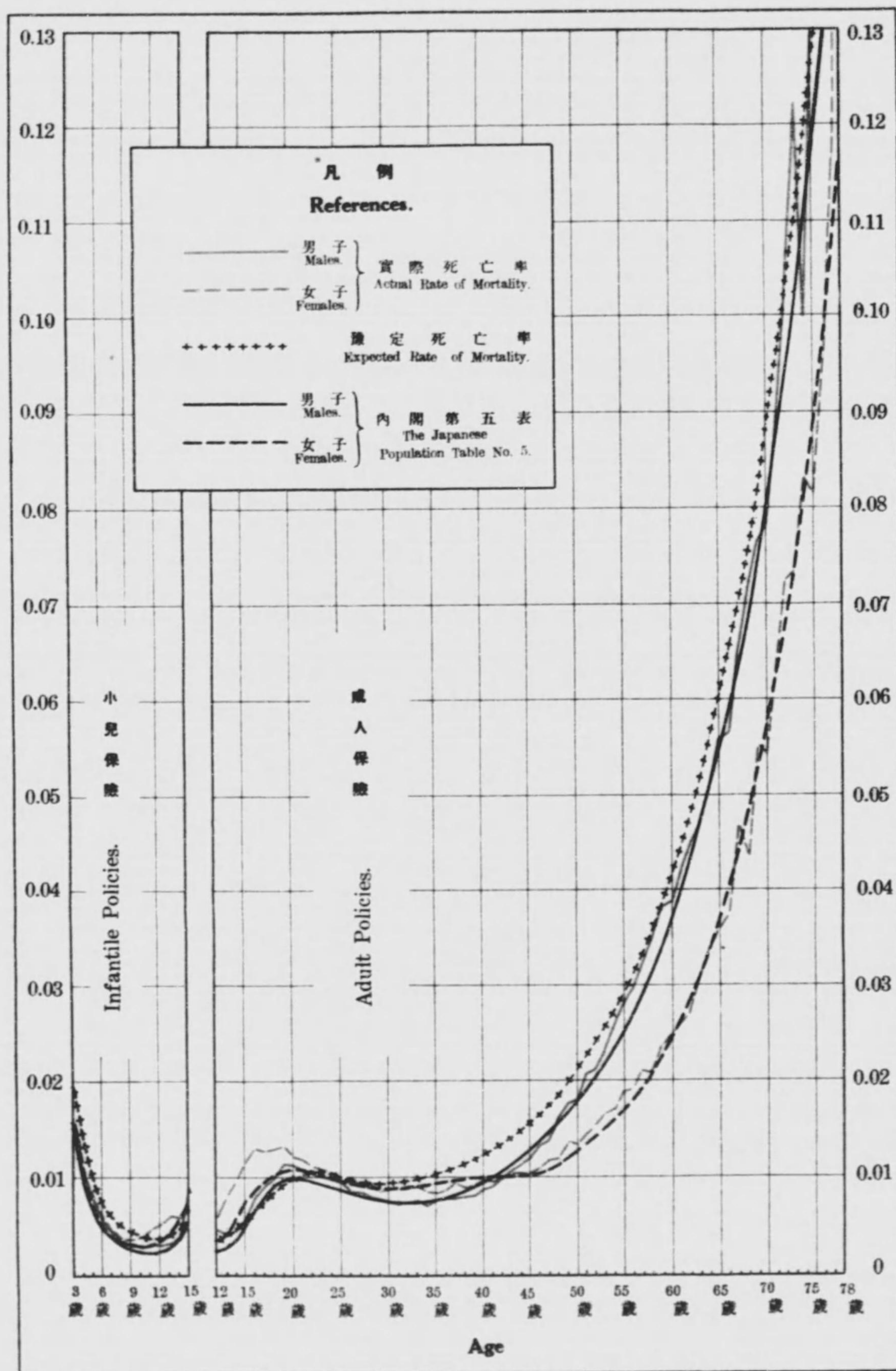
第八圖
Diagram No. VIII

豫定實際死亡率比較圖 (件數率)

Actual Rates of Mortality as Compared
with Expected Rates of Mortality.

昭和九年度
For the Fiscal Year 1934-5.

(Based on the Number of Policies)



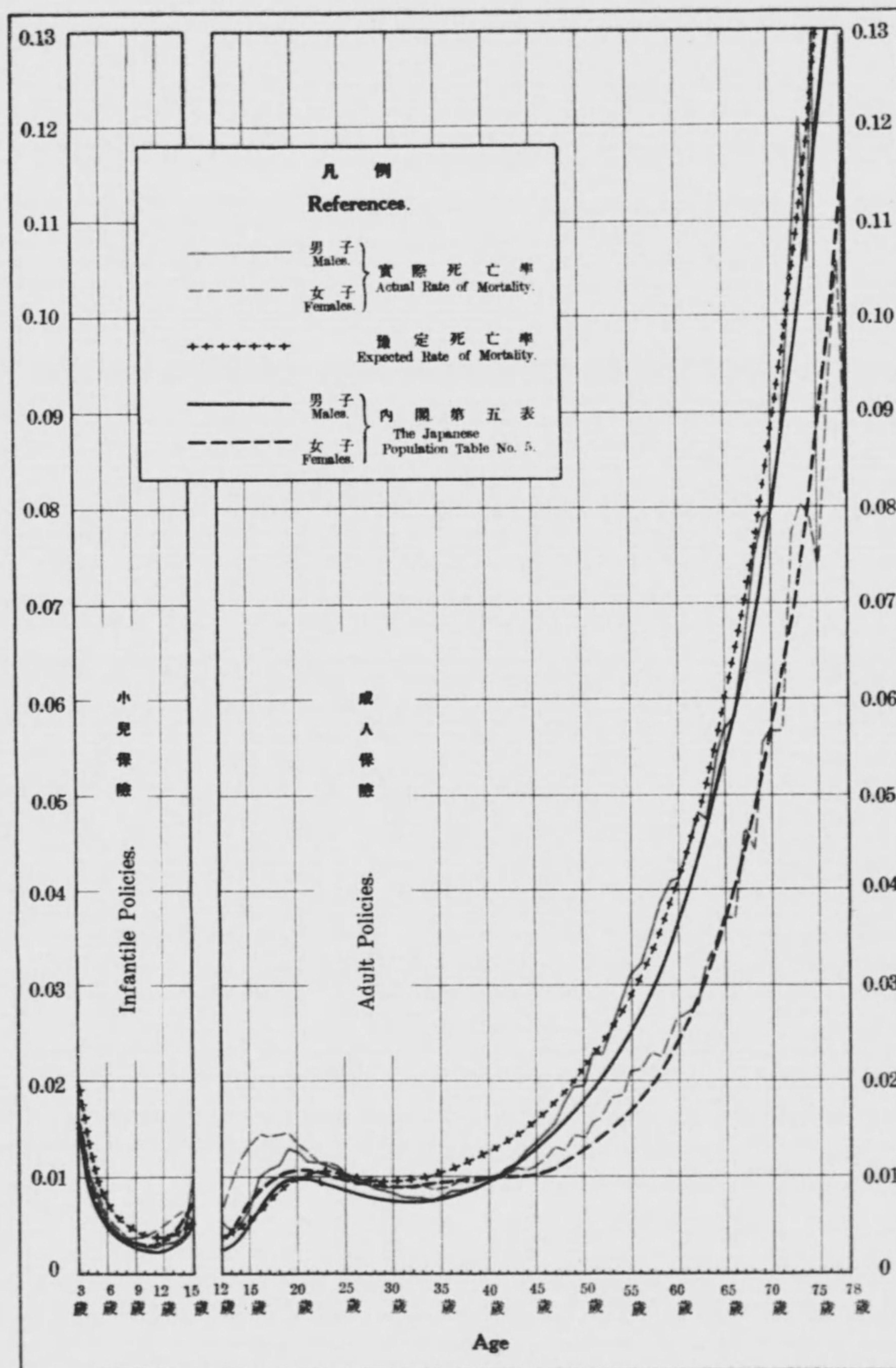
第九圖
Diagram No. IX


豫定實際死亡率比較圖 (保險金額率)

Actual Rates of Mortality as Compared
with Expected Rates of Mortality.

昭和九年度
For the Fiscal Year 1934-5.

(Based on the Sums Insured)





第二編

郵便年金事業

昭和九年度統計

PART II.

THE POST OFFICE LIFE ANNUITIES
BUSINESS.

Statistics for the Fiscal Year

1934-5.

Table with multiple columns and rows of text, likely a ledger or account book. The text is extremely faint and illegible.

第一表 Table No. I

事業成績

Summary of Business

Table with columns: 順序 (Order), 年金額種類 (Kind of Annuities), 前年度末現在契約 (Policies in Force at the End of the Previous Fiscal Year), 新契約 (New Business), 死亡 (Deaths). Rows include categories like 元金拋棄 (Without Return of Purchase Money), 元金留保 (With Return of Purchase Money), and 元金留保 (With Return of Purchase Money) under various plans.

一覽表

Transactions.

昭和九年度 For the Fiscal Year 1934-5.

Table with columns: 解約 (Surrenders), 法定解除 (Cancellation of Policies by Statute), 其他ノ事由ニ因ル増減 (Increase or Decrease from Other Causes), 年度末現在契約 (Policies in Force at the End of the Present Fiscal Year). Rows show detailed transaction data for various annuity types.

月 別 統 計

第 二 表
Table No. II.

Monthly Conditions of Business
(with Yearly Conditions dating from

順序 No. of Order	種 別 Description	新 契 約 New Business		死 亡 Deaths		解 約 Surrenders		法 Cancellation
		件 數 Number	年 金 額 Amt. of Annuities	件 數 Number	年 金 額 Amt. of Annuities	件 數 Number	年 金 額 Amt. of Annuities	
1	昭和六年 1931 April	3,527	425,034.00	213	16,761.35	724	70,617.46	165
2	五月 May	4,868	624,853.00	223	15,976.30	622	64,161.37	333
3	六月 June	4,693	591,599.00	171	12,669.83	624	62,140.22	435
4	七月 July	5,795	747,691.00	179	16,606.65	567	57,132.42	147
5	八月 August	2,775	348,006.00	191	13,968.53	526	50,824.66	259
6	九月 September	8,445	1,189,918.00	227	17,790.51	630	64,691.17	307
7	十月 October	2,577	263,550.00	239	19,118.14	651	64,661.04	128
8	十一月 November	2,673	231,826.00	221	16,921.20	614	65,346.70	176
9	十二月 December	4,165	341,014.00	181	15,102.45	707	74,827.80	248
10	昭和七年 1932 January	1,617	163,774.00	260	19,615.14	561	57,338.21	121
11	二月 February	1,788	159,467.00	211	16,228.45	652	70,559.51	213
12	三月 March	1,835	168,354.00	256	17,200.18	815	81,534.12	355
13	合 計 Grand Total	44,758	5,255,086.00	2,572	197,958.73	7,693	783,834.68	2,887
14	昭和八年度 Fiscal Year 1933-4	41,642	4,579,654.00	2,259	175,435.00	8,061	786,984.53	2,821
15	昭和七年度 Fiscal Year 1932-3	35,921	3,701,978.00	1,949	141,704.50	10,545	1,038,738.50	3,381
16	昭和六年度 Fiscal Year 1931-2	33,147	3,511,797.00	1,786	127,149.79	11,054	1,122,808.57	3,624
17	昭和五年度 Fiscal Year 1930-1	33,386	3,542,411.00	1,615	113,985.82	10,209	1,027,892.31	1,455
18	昭和四年度 Fiscal Year 1929-30	26,897	2,606,937.00	1,255	89,175.50	9,473	933,083.50	2,057
19	昭和三年度 Fiscal Year 1928-9	32,238	2,675,127.00	1,095	82,061.30	12,902	1,432,841.30	13,109
20	昭和二年度 Fiscal Year 1927-8	141,374	11,648,305.00	451	43,731.00	9,143	1,141,945.20	27,998
21	昭和元年度 Fiscal Year 1926-7	71,523	7,439,550.00	51	4,593.00	519	70,537.00	2,334

表 (附、年度別事業成績一覽)

Transaction during the Present Fiscal Year
the Beginning of Business Operation).

昭 和 九 年 度
For the Fiscal Year 1934 5.

定 解 除 of Policies by Statute	其 他ノ 事 由 = 因ル 増 減 Increase or Decrease from Other Causes		差 引 純 増 加 Net Increases		月 末 現 在 契 約 Policies in Force at the End of the Month					
	年 金 額 Amt. of Annuities	件 數 Number	年 金 額 Amt. of Annuities	件 數 Number	年 金 額 Amt. of Annuities	件 數 Number				
20,240.00	△	4	△	24,006.45	2,421	293,408.74	279,085	22,226,165.76	1	
40,960.00	—	△	△	25,487.73	3,690	478,267.60	282,775	22,704,433.36	2	
53,163.50	△	10	△	34,924.12	3,453	428,701.33	286,228	23,133,134.69	3	
18,290.00	△	1	△	26,654.60	4,901	629,007.33	291,129	23,762,142.02	4	
32,320.00	△	10	△	29,274.29	1,789	221,618.52	292,918	23,983,760.54	5	
37,500.00	△	4	△	30,033.66	7,277	1,039,902.66	300,195	25,023,663.20	6	
16,100.00	△	4	△	38,749.90	1,555	124,920.92	301,750	25,148,584.12	7	
22,160.00	△	1	△	21,648.22	1,661	105,749.88	303,411	25,254,334.00	8	
30,540.00	△	1	△	26,851.65	3,028	193,692.10	306,439	25,448,026.10	9	
14,840.00	△	6	△	25,186.61	669	46,794.04	307,108	25,494,820.14	10	
26,290.00	△	4	△	24,786.11	708	21,602.93	307,816	25,516,423.07	11	
44,790.08	—	△	△	44,013.94	409	△	19,184.32	308,225	25,497,238.75	12
357,193.58	△	45	△	351,617.28	31,561	3,564,481.73	308,225	25,497,238.75	13	
348,068.00	△	34	△	237,745.51	28,467	3,031,420.96	276,664	21,932,757.02	14	
420,220.42	△	63	△	290,049.35	19,983	1,811,265.23	248,197	18,901,336.06	15	
444,651.80	△	74	△	313,135.96	16,609	1,504,050.88	228,214	17,090,070.83	16	
186,750.20	△	51	△	369,088.72	20,056	1,844,693.95	211,605	15,586,019.95	17	
256,696.00	△	21	△	474,742.70	14,091	853,239.30	191,549	13,741,326.00	18	
1,606,137.80	△	42	△	456,532.20	5,090	△	902,445.60	177,458	12,888,086.70	19
3,455,446.10	△	32	△	267,469.10	103,750	6,739,713.60	172,368	13,790,532.30	20	
296,591.90	△	1	△	17,009.40	68,618	7,050,818.70	68,618	7,050,818.70	21	

年 金 額 別

第 三 表
Table No. III.

Specification of Business

順序 No. of Order	種 別 Description	前年度末現在契約 Policies in Force at the End of the Previous Fiscal Year.		新 契 約 New Business.		死 Number
		件 數 Number	年 金 額 Amt. of Annuities	件 數 Number	年 金 額 Amt. of Annuities	
1	即 時 Immediate Annuities.	10,258	201,412.98	2,245	43,642.00	302
2	五十圓未満 Under 50 Yen.	116,656	1,680,516.39	7,454	115,655.00	860
3	据 置 一 時 拂 Deferred Annuities under the Single Premium Plan.	10,256	205,747.71	—	—	91
4	据 置 分 割 拂 Deferred Annuities under the Instalment Premium Plan.	137,170	2,087,677.08	9,699	159,297.00	1,950
	計 Total.	157,176	2,286,264.86	9,699	159,297.00	1,950
5	即 時 Immediate Annuities.	4,267	261,934.38	917	52,630.00	152
6	百圓未満 Under 100 Yen.	15,193	973,523.97	1,511	83,820.00	91
7	据 置 一 時 拂 Deferred Annuities under the Single Premium Plan.	473	31,005.68	—	—	6
8	据 置 分 割 拂 Deferred Annuities under the Instalment Premium Plan.	19,933	1,296,464.03	2,428	136,450.00	249
	計 Total.	20,406	1,327,469.71	2,428	136,450.00	249
9	即 時 Immediate Annuities.	6,832	714,572.62	1,146	119,407.00	180
10	百五十圓未満 Under 150 Yen.	25,321	2,660,984.42	2,135	224,161.00	197
11	据 置 一 時 拂 Deferred Annuities under the Single Premium Plan.	66,392	7,985,468.63	24,211	2,907,450.00	485
12	据 置 分 割 拂 Deferred Annuities under the Instalment Premium Plan.	98,545	11,361,025.67	27,492	3,251,018.00	802
	計 Total.	164,937	19,346,494.30	51,703	6,158,468.00	1,287
13	即 時 Immediate Annuities.	366	58,298.34	56	8,967.00	11
14	二百圓未満 Under 200 Yen.	889	142,465.35	100	16,084.00	6
15	据 置 一 時 拂 Deferred Annuities under the Single Premium Plan.	1,327	221,210.19	600	95,553.00	12
16	据 置 分 割 拂 Deferred Annuities under the Instalment Premium Plan.	2,582	421,973.88	756	120,604.00	29
	計 Total.	3,916	663,674.62	1,356	216,657.00	41
17	即 時 Immediate Annuities.	1,261	267,376.68	181	37,884.00	35
18	三百圓未満 Under 300 Yen.	4,147	879,487.30	313	66,399.00	34
19	据 置 一 時 拂 Deferred Annuities under the Single Premium Plan.	4,178	897,130.59	1,901	407,242.00	21
20	据 置 分 割 拂 Deferred Annuities under the Instalment Premium Plan.	9,586	2,043,994.57	2,395	511,525.00	90
	計 Total.	13,764	2,941,171.16	4,296	918,867.00	115
21	即 時 Immediate Annuities.	709	245,373.83	107	36,246.00	25
22	五百圓未満 Under 500 Yen.	2,489	835,754.25	163	53,847.00	14
23	据 置 一 時 拂 Deferred Annuities under the Single Premium Plan.	1,635	553,514.69	837	281,744.00	12
24	据 置 分 割 拂 Deferred Annuities under the Instalment Premium Plan.	4,833	1,634,642.77	1,107	371,837.00	51
	計 Total.	6,472	2,188,156.86	1,944	653,581.00	65
25	即 時 Immediate Annuities.	415	250,441.45	37	21,000.00	14
26	千圓未満 Under 1,000 Yen.	1,609	919,627.01	105	59,059.00	10
27	据 置 一 時 拂 Deferred Annuities under the Single Premium Plan.	862	489,532.83	484	280,303.00	6
28	据 置 分 割 拂 Deferred Annuities under the Instalment Premium Plan.	2,886	1,659,601.29	626	360,362.00	30
	計 Total.	3,748	2,149,134.12	710	640,665.00	36
29	即 時 Immediate Annuities.	159	183,073.13	25	29,635.00	6
30	二千圓未満 Under 2,000 Yen.	613	687,492.24	34	41,412.00	1
31	据 置 一 時 拂 Deferred Annuities under the Single Premium Plan.	210	241,132.95	158	185,446.00	1
32	据 置 分 割 拂 Deferred Annuities under the Instalment Premium Plan.	982	1,111,698.32	217	256,493.00	8
	計 Total.	1,192	1,392,825.47	292	281,929.00	14
33	即 時 Immediate Annuities.	27	63,185.41	4	9,200.00	—
34	二千圓以上 Above 2,000 Yen.	90	209,194.00	10	23,600.00	—
35	据 置 一 時 拂 Deferred Annuities under the Single Premium Plan.	30	73,300.00	24	54,700.00	—
36	据 置 分 割 拂 Deferred Annuities under the Instalment Premium Plan.	147	345,679.41	38	87,500.00	—
	計 Total.	177	418,979.41	42	142,200.00	—
37	即 時 Immediate Annuities.	24,294	2,245,668.82	4,718	358,611.00	725
38	合 計 Grand Total.	167,007	8,989,044.93	11,825	684,037.00	1,213
39	据 置 一 時 拂 Deferred Annuities under the Single Premium Plan.	85,363	10,698,043.27	28,215	4,212,438.00	634
40	据 置 分 割 拂 Deferred Annuities under the Instalment Premium Plan.	276,664	21,932,757.02	44,758	5,255,086.00	2,572

統 計 表

into Amount of Annuity.

昭 和 九 年 度
For the Fiscal Year 1934-5.

死亡 Deaths.	解 約 Surrenders.		法 定 解 除 Cancellation of Policies by Statute.		其他ノ事由ニ因ル増減 Increase or Decrease from Other Causes.		年度末現在契約 Policies in Force at the End of the Present Fiscal Year.		順序 Order
	年 金 額 Amt. of Annuities	件 數 Number	年 金 額 Amt. of Annuities	件 數 Number	年 金 額 Amt. of Annuities	件 數 Number	年 金 額 Amt. of Annuities	件 數 Number	
5,320.49	—	—	—	—	122	3,438.73	12,323	243,173.22	1
11,947.34	1,357	18,977.85	—	—	12	126.46	121,905	1,765,372.66	2
2,446.89	780	19,283.04	—	—	1,840	44,626.55	11,225	228,644.33	3
19,714.72	2,157	38,290.89	—	—	1,974	48,191.74	145,453	2,237,190.21	4
8,774.95	—	—	—	—	33	2,525.95	5,065	308,315.38	5
4,913.22	169	9,283.18	—	—	15	806.69	16,429	1,042,340.88	6
332.52	77	4,930.00	—	—	259	16,410.89	649	42,154.05	7
14,020.69	246	14,213.18	—	—	277	18,130.15	22,143	1,892,810.31	8
18,965.55	—	—	—	—	26	3,087.79	7,824	818,101.86	9
20,388.00	267	27,930.00	—	—	36	3,788.24	26,956	2,833,039.18	10
58,268.52	4,498	539,862.15	2,770	332,523.58	1,819	218,636.68	81,031	9,743,627.70	11
97,822.07	4,765	567,792.15	2,770	332,523.58	1,829	219,337.13	115,811	13,394,768.74	12
1,821.32	—	—	—	—	3	544.33	414	65,988.35	13
995.00	8	1,350.00	—	—	3	448.94	972	155,755.41	14
1,926.90	71	11,293.31	43	6,790.00	40	6,615.51	1,761	290,137.47	15
4,743.22	79	12,643.31	43	6,790.00	40	6,520.12	3,147	511,881.23	16
7,460.00	—	—	—	—	3	930.99	1,410	298,731.67	17
7,340.00	48	10,557.00	—	—	23	5,047.09	4,355	922,942.21	18
4,440.03	220	46,946.57	58	12,230.00	182	38,407.35	5,598	1,202,348.64	19
19,240.03	268	57,503.57	58	12,230.00	202	42,523.45	11,363	2,424,022.52	20
8,320.00	—	—	—	—	2	653.99	789	272,645.84	21
4,838.00	23	7,600.00	—	—	5	1,585.75	2,610	875,577.50	22
3,880.00	109	36,877.58	15	4,950.00	82	28,994.46	2,254	760,556.65	23
17,038.00	152	44,477.58	15	4,950.00	89	31,234.20	5,653	1,908,779.99	24
7,580.00	—	—	—	—	1	807.04	439	264,668.49	25
5,300.00	12	6,424.00	—	—	5	2,487.88	1,687	964,474.13	26
3,300.00	36	20,220.00	1	700.00	88	53,463.43	1,215	692,152.40	27
16,180.00	48	26,644.00	1	700.00	92	55,144.27	3,341	1,921,295.02	28
7,200.00	—	—	—	—	—	—	178	205,508.13	29
1,000.00	5	5,000.00	—	—	4	5,800.00	637	717,104.24	30
1,200.00	11	12,500.00	—	—	33	40,880.00	323	371,998.95	31
9,400.00	16	17,500.00	—	—	37	46,680.00	1,138	1,294,611.32	32
—	—	—	—	—	—	—	31	72,385.41	33
—	—	—	—	—	—	—	100	232,794.00	34
—	2	4,800.00	—	—	7	16,500.00	45	106,700.00	35
—	2	4,800.00	—	—	7	16,500.00	176	411,879.41	36
65,442.31	—	—	—	—	186	10,680.84	28,473	2,549,518.35	37
56,721.56	1,689	87,122.03	—	—	79	19,838.13	175,651	9,509,400.21	38
75,794.86	5,804	696,712.65	2,887	357,193.58	152	342,459.99	104,101	13,438,320.19	39
197,958.73	7,693	783,834.68	2,887	357,193.58	45	351,617.28	308,225	25,497,238.75	40

第四表 Table No. IV.

据置年金種 Classification of Policies by

Table with columns for Order No., Description, Previous Year's Policies, New Business, and Deaths. It is divided into sections for 'Without Return of Purchase Money' and 'Deferred Annuities under the Single Premium Plan'.

類別統計表

Kinds of Deferred Annuities.

昭和九年度 For the Fiscal Year 1934-5.

Table with columns for Surrenders, Cancellation of Policies by Statute, Increase or Decrease from Other Causes, and Policies in Force at the End of the Present Fiscal Year. It includes sub-columns for Number, Premiums, and Amount of Annuities.

第四表 Table No. IV.

據置年金種 (Continued) Classification of Policies by

Table with columns for Order No., Description, Policies in Force at the End of the Previous Fiscal Year, New Business, Deaths, and various financial metrics (Number, Premiums, Amt. of Annuities) for different age groups and genders.

類別統計表 Kinds of Deferred Annuities.

昭和九年度 For the Fiscal Year 1934-5.

Table with columns for Order No., Surrenders, Cancellation of Policies by Statute, Increase or Decrease from Other Causes, Policies in Force at the End of the Present Fiscal Year, and various financial metrics.

(續) 據置年金種

第四表 Table No. IV.

(Continued) Classification of Policies by

Table with columns: 順序 (Order), 年金種類 (Kind of Annuities), 前年度末現在契約 (Policies in Force at the End of the Previous Fiscal Year), 新契約 (New Business), 死亡 (Deaths). Rows include categories like 五十歲支拂開始, 五十五歲支拂開始, 六十五歲支拂開始, and 六十五歲支拂開始, with sub-columns for Number, Premiums, and Amount of Annuities for Males, Females, and Totals.

類別統計表

Kinds of Deferred Annuities.

昭和九年度 For the Fiscal Year 1934-5.

Table with columns: 解約 (Surrenders), 法定解除 (Cancellation of Policies by Statute), 其他ノ事由ニ因ル増減 (Increase or Decrease from Other Causes), 年度末現在契約 (Policies in Force at the End of the Present Fiscal Year). Rows include categories like 五十歲支拂開始, 五十五歲支拂開始, 六十五歲支拂開始, and 六十五歲支拂開始, with sub-columns for Number, Premiums, and Amount of Annuities for Males, Females, and Totals.

第五表 Table No. V.

(續) 据置年金分割拂掛金 (Continued.) Classification of Business by Deferred Annuities under

Table with columns: 順序 (Order), 種類 (Kind of Annuities), 前年度末現在契約 (Policies in Force at the End of the Previous Fiscal Year), 新契約 (New Business), 死亡 (Deaths). Rows include categories like 六十五歲支拂開始, 五十五歲支拂開始, 六十五歲支拂開始, and Grand Total.

拂込期間別統計表 Premium-Paying-Periods of the the Instalment Premium Plan.

昭和九年度 For the Fiscal Year 1934-5.

Table with columns: 解約 (Surrenders), 法定解除 (Cancellation of Policies by Statute), 其他ノ事由ニ因ル増減 (Increase or Decrease from Other Causes), 年度末現在契約 (Policies in Force at the End of the Present Fiscal Year). Rows include categories like 六十五歲支拂開始, 五十五歲支拂開始, 六十五歲支拂開始, and Grand Total.

第 六 表
Table No. VI.

Specification of

種 別 監管局及府縣別	前年度末現在契約 Policies in Force at the End of the Previous Fiscal Year.			新 契 約 New Business.			死 亡 Deaths.			解 除 Number.	
	件 數 Number.	掛 金 額 Premiums.	年 金 額 Amt. of Annuities.	件 數 Number.	掛 金 額 Premiums.	年 金 額 Amt. of Annuities.	件 數 Number.	掛 金 額 Premiums.	年 金 額 Amt. of Annuities.		
											円 Yen
東京 Tokyo	即時 Immediate Annuities.	2,769	4,361,402.82	349,042.25	679	964,978.81	68,605.00	72	99,332.49	9,144.12	—
	据置一時掛 Deferred Annuities under the Single Premium Plan.	7,435	2,395,884.88	723,380.84	705	476,368.27	81,828.00	80	16,705.84	5,155.00	120
	据置分割掛 Deferred Annuities under the Instalment Premium Plan.	9,363	385,751.44	1,286,544.60	3,047	218,523.55	475,629.00	68	2,388.84	8,414.95	915
神奈川 Kanagawa	即時 Immediate Annuities.	583	779,189.60	62,576.46	117	163,932.42	11,914.00	14	22,879.75	2,508.00	—
	据置一時掛 Deferred Annuities under the Single Premium Plan.	2,936	653,897.61	199,215.01	268	97,349.46	18,149.00	20	2,657.79	952.00	38
	据置分割掛 Deferred Annuities under the Instalment Premium Plan.	2,545	94,804.14	320,409.25	682	43,083.14	105,025.00	19	477.88	2,073.29	201
埼玉 Saitama	即時 Immediate Annuities.	366	389,453.22	31,544.33	94	76,810.20	5,244.00	8	4,617.41	406.00	—
	据置一時掛 Deferred Annuities under the Single Premium Plan.	2,687	346,815.78	134,438.89	223	55,258.79	12,749.00	14	2,616.22	752.00	25
	据置分割掛 Deferred Annuities under the Instalment Premium Plan.	1,586	56,326.54	198,713.77	372	20,227.73	52,735.00	8	194.34	778.77	91
群馬 Gunma	即時 Immediate Annuities.	321	322,872.40	26,104.98	48	41,553.47	2,860.00	10	8,098.50	730.00	—
	据置一時掛 Deferred Annuities under the Single Premium Plan.	1,949	308,504.56	113,148.63	121	35,466.29	7,289.00	11	981.88	500.00	15
	据置分割掛 Deferred Annuities under the Instalment Premium Plan.	1,238	41,286.53	156,683.13	403	18,871.68	55,025.00	5	98.78	600.00	71
東京 千 葉 Tokyo Chiba	即時 Immediate Annuities.	348	359,740.66	29,992.59	52	43,530.27	2,932.00	15	5,450.47	479.90	—
	据置一時掛 Deferred Annuities under the Single Premium Plan.	2,177	343,342.09	133,411.15	201	37,501.09	9,912.00	23	2,004.01	865.00	17
	据置分割掛 Deferred Annuities under the Instalment Premium Plan.	1,338	46,826.01	161,451.83	321	16,190.31	43,036.00	7	212.76	920.00	67
茨 城 Ibaraki	即時 Immediate Annuities.	302	293,861.26	25,093.22	48	32,663.42	2,259.00	7	4,747.01	428.00	—
	据置一時掛 Deferred Annuities under the Single Premium Plan.	2,497	218,301.30	94,722.14	212	41,532.83	10,728.00	20	1,382.49	549.00	46
	据置分割掛 Deferred Annuities under the Instalment Premium Plan.	1,240	37,148.66	154,726.52	469	21,156.78	67,110.00	7	363.87	1,233.46	70
栃 木 Tochigi	即時 Immediate Annuities.	300	284,368.54	22,441.57	42	41,092.18	2,926.00	10	9,334.73	1,524.00	—
	据置一時掛 Deferred Annuities under the Single Premium Plan.	2,089	318,451.47	113,168.16	170	47,921.64	9,156.00	13	1,899.19	770.00	26
	据置分割掛 Deferred Annuities under the Instalment Premium Plan.	1,153	47,445.79	143,682.52	329	15,913.20	44,170.00	7	374.46	840.00	67
靜 岡 Shizuoka	即時 Immediate Annuities.	640	672,137.63	51,497.14	116	124,867.28	8,511.00	11	10,887.52	840.44	—
	据置一時掛 Deferred Annuities under the Single Premium Plan.	5,726	761,900.03	300,840.92	401	103,787.81	23,726.00	44	5,893.47	2,839.00	38
	据置分割掛 Deferred Annuities under the Instalment Premium Plan.	2,105	75,373.75	259,659.32	667	35,385.82	100,100.00	14	477.99	1,596.54	109

Tokyo Regional Direction of Communications.

Business into Prefectures.

昭 和 九 年 度
For the Fiscal Year 1934-5.

約 法 定 解 除 Surrenders. Cancellation of Policies by Statute.	其 他ノ事由ニ因ル増減 Increase or Decrease from Other Causes.			年 度 末 現 在 契 約 Policies in Force at the End of the Present Fiscal Year.			府 縣 別 Prefectures.						
	掛 金 額 Premiums.	年 金 額 Amt. of Annuities.	件 數 Number.	掛 金 額 Premiums.	年 金 額 Amt. of Annuities.	件 數 Number.		掛 金 額 Premiums.	年 金 額 Amt. of Annuities.				
										円 Yen	円 Yen	円 Yen	円 Yen
—	—	—	—	35	33,851.54	2,343.00	3,411	5,260,900.68	410,846.13	東 京 Tokyo			
34,625.55	8,442.00	—	—	△ 11	9,568.22	△ 1,304.79	7,929	2,812,353.54	790,307.05				
35,321.28	119,167.29	186	4,460.30	23,070.00	△ 27	29,354.69	42,483.17	11,214	533,749.88		1,551,038.19		
—	—	—	—	—	—	—	2	10,105.92	△ 566.40	688	910,136.35	71,416.06	神 奈 川 Kanagawa
10,119.80	2,754.00	—	—	—	△ 4	3,981.30	△ 458.07	3,162	734,488.18	213,189.94			
6,369.52	23,801.39	45	1,167.54	5,750.00	△ 1	4,017.42	△ 5,332.15	2,961	125,854.92	388,477.42			
—	—	—	—	—	—	—	1	1,320.87	△ 97.53	451	460,325.14	36,284.80	埼 玉 Saitama
1,856.93	784.00	—	—	—	—	—	—	2,871	397,601.42	145,651.89			
2,321.25	10,647.17	20	775.84	2,400.00	—	1,087.43	△ 2,762.25	1,839	72,175.41	234,860.58			
—	—	—	—	—	—	—	—	359	356,327.37	28,234.98	群 馬 Gunma		
2,082.19	1,031.00	—	—	—	—	—	△ 82.01	2,044	341,906.78	118,824.62			
1,521.64	7,018.47	23	706.15	2,760.00	—	1,317.48	△ 3,780.73	1,542	56,514.16	197,548.93			
—	—	—	—	—	—	—	1	195.79	12.53	384	397,624.67	32,457.22	東 京 千 葉 Tokyo Chiba
1,519.40	612.00	—	—	—	—	—	△ 2	2,384.64	△ 400.00	2,336	374,935.13	141,446.15	
2,168.69	7,174.13	15	366.90	2,040.00	—	848.84	△ 2,190.74	1,570	59,419.13	192,162.96			
—	—	—	—	—	—	—	6	3,765.63	265.52	349	325,543.30	27,189.74	茨 城 Ibaraki
4,536.33	1,850.00	—	—	—	△ 2	867.06	△ 200.00	2,641	253,048.25	102,851.14			
1,881.68	8,371.32	40	829.84	5,060.00	△ 1	997.42	△ 2,763.78	1,588	54,232.63	204,407.96			
—	—	—	—	—	—	—	1	877.77	82.26	333	317,003.76	23,925.83	栃 木 Tochigi
5,711.56	1,640.00	—	—	—	—	—	—	2,220	358,762.36	119,914.16			
1,253.69	6,592.84	11	162.46	1,400.00	△ 1	638.91	△ 1,960.02	1,396	60,929.47	177,059.66			
—	—	—	—	—	—	—	12	12,227.68	841.28	757	798,345.07	60,008.98	靜 岡 Shizuoka
6,314.56	2,769.00	—	—	—	△ 7	8,913.26	△ 1,317.65	6,038	844,566.55	317,641.27			
4,555.82	16,089.38	32	1,183.81	4,370.00	△ 6	3,471.69	△ 5,814.38	2,581	101,070.26	331,889.02			

第 六 表
Table No. VI.

(Continued) Specification of

種 別 監管局 及府縣別 Prefectures.	前年度末現在契約 Policies in Force at the End of the Previous Fiscal Year.	新 契 約 New Business.			死 亡 Deaths.			件 數 Number.			
		件 數 Number.		年 金 額 Amt. of Annuities.	件 數 Number.		年 金 額 Amt. of Annuities.				
		掛 金 額 Premiums.	年 金 額 Amt. of Annuities.	掛 金 額 Premiums.	年 金 額 Amt. of Annuities.	掛 金 額 Premiums.	年 金 額 Amt. of Annuities.				
山 梨 Yamanashi.	即時 Immediate Annuities.	128	135,754.80	10,661.97	26	15,680.53	1,098.00	5	3,369.44	269.40	—
	据置一時拂 Deferred Annuities under the Single Premium Plan.	1,010	97,084.00	42,433.45	97	14,707.05	3,756.00	6	825.74	256.00	17
	据置分割拂 Deferred Annuities under the Instalment Premium Plan.	536	19,738.98	66,910.87	196	7,866.78	25,360.00	4	120.50	660.00	39
計 Total.	即時 Immediate Annuities.	5,757	7,598,780.93	608,954.51	1,222	1,505,108.58	106,348.00	152	168,717.32	16,329.86	—
	据置一時拂 Deferred Annuities under the Single Premium Plan.	28,506	5,445,181.72	1,854,759.19	2,418	910,893.23	177,283.00	231	34,968.63	12,638.00	342
	据置分割拂 Deferred Annuities under the Instalment Premium Plan.	21,104	805,701.84	2,730,781.81	6,486	397,218.99	968,190.00	139	4,708.42	17,117.01	1,063
愛 知 Aichi.	即時 Immediate Annuities.	1,355	1,587,964.69	125,896.83	324	339,983.87	22,840.00	41	41,348.00	3,824.40	—
	据置一時拂 Deferred Annuities under the Single Premium Plan.	9,716	1,636,875.15	582,560.80	571	203,999.81	39,420.00	68	11,593.71	3,554.00	53
	据置分割拂 Deferred Annuities under the Instalment Premium Plan.	3,212	117,356.84	411,004.70	1,215	74,680.28	181,510.00	31	1,236.18	3,545.14	120
三 重 Mie.	即時 Immediate Annuities.	459	392,783.92	30,935.14	154	113,667.58	7,609.00	20	9,851.31	795.96	—
	据置一時拂 Deferred Annuities under the Single Premium Plan.	7,524	685,058.98	305,936.54	398	92,894.72	20,129.00	71	6,558.08	2,235.00	48
	据置分割拂 Deferred Annuities under the Instalment Premium Plan.	2,161	57,775.20	258,799.29	617	31,268.98	88,130.00	27	1,237.99	4,307.17	105
岐 阜 Gifu.	即時 Immediate Annuities.	672	488,830.39	37,682.18	136	77,526.61	5,376.00	24	13,266.76	1,158.00	—
	据置一時拂 Deferred Annuities under the Single Premium Plan.	5,948	668,125.94	253,799.51	376	97,507.35	21,700.00	28	2,562.46	1,120.00	32
	据置分割拂 Deferred Annuities under the Instalment Premium Plan.	1,346	45,402.73	166,866.72	573	27,614.91	81,945.00	8	316.87	1,127.21	52
名 古 屋 Nagoya Regional Direction of Communications.	即時 Immediate Annuities.	766	705,381.26	56,032.47	207	158,094.04	11,143.00	21	21,577.97	1,770.92	—
	据置一時拂 Deferred Annuities under the Single Premium Plan.	5,062	629,602.97	227,018.81	387	108,515.67	22,594.00	28	1,971.24	799.00	45
	据置分割拂 Deferred Annuities under the Instalment Premium Plan.	2,436	68,921.94	280,680.14	773	38,145.98	105,415.00	17	634.24	2,023.70	117
長 野 Nagano.	即時 Immediate Annuities.	565	446,082.56	36,785.64	121	89,752.96	6,349.00	21	12,810.80	1,164.30	—
	据置一時拂 Deferred Annuities under the Single Premium Plan.	2,915	311,939.84	126,937.91	201	54,229.32	11,584.00	31	1,575.23	741.67	33
	据置分割拂 Deferred Annuities under the Instalment Premium Plan.	819	23,442.07	93,648.08	307	12,481.71	39,460.00	8	192.52	960.00	41
福 井 Fukui.	即時 Immediate Annuities.	485	418,341.68	34,153.01	102	101,062.89	7,832.00	18	15,545.22	1,614.00	—
	据置一時拂 Deferred Annuities under the Single Premium Plan.	2,424	364,282.39	129,827.44	141	45,380.41	8,348.00	26	1,959.61	906.00	23
	据置分割拂 Deferred Annuities under the Instalment Premium Plan.	1,063	27,397.97	120,829.16	323	14,541.33	43,986.00	10	67.57	713.78	40
石 川 Ishikawa.	即時 Immediate Annuities.	—	—	—	—	—	—	—	—	—	—
	据置一時拂 Deferred Annuities under the Single Premium Plan.	—	—	—	—	—	—	—	—	—	—
	据置分割拂 Deferred Annuities under the Instalment Premium Plan.	—	—	—	—	—	—	—	—	—	—

Business into Prefectures.

昭 和 九 年 度
For the Fiscal Year 1934 5.

約 Surrenders.	法 定 解 除 Cancellation of Policies by Statute.			其他ノ事由ニ因ル増減 Increase or Decrease from Other Causes.			年 度 末 現 在 契 約 Policies in Force at the End of the Present Fiscal Year.			府 縣 別 Prefectures.
	件 數 Number.		年 金 額 Amt. of Annuities.	件 數 Number.		年 金 額 Amt. of Annuities.	件 數 Number.		年 金 額 Amt. of Annuities.	
	掛 金 額 Premiums.	年 金 額 Amt. of Annuities.	掛 金 額 Premiums.	年 金 額 Amt. of Annuities.	掛 金 額 Premiums.	年 金 額 Amt. of Annuities.	掛 金 額 Premiums.	年 金 額 Amt. of Annuities.		
—	—	—	—	—	—	—	—	—	—	—
1,834.48	812.00	—	—	—	—	—	—	—	—	山 梨 Yamanashi.
1,100.75	3,634.63	11	258.26	1,320.00	2	926.00	2,737.47	676	25,200.25	83,918.77
—	—	—	—	—	—	—	—	—	—	—
68,600.80	20,691.00	—	—	—	—	—	—	—	—	計 Total.
56,494.32	202,496.62	383	9,911.10	48,170.00	38	42,659.89	69,824.69	25,367	1,089,146.11	3,361,383.49
—	—	—	—	—	—	—	—	—	—	—
12,333.85	3,068.00	—	—	—	—	—	—	—	—	愛 知 Aichi.
4,110.95	13,689.10	35	711.24	4,900.00	13	8,451.27	11,779.41	4,228	177,527.48	559,301.05
—	—	—	—	—	—	—	—	—	—	—
5,264.78	1,919.00	—	—	—	—	—	—	—	—	三 重 Mie.
3,074.99	13,343.71	28	644.57	3,440.00	—	1,336.89	5,053.99	2,618	82,749.74	320,784.42
—	—	—	—	—	—	—	—	—	—	—
1,493.57	664.00	—	—	—	—	—	—	—	—	岐 阜 Gifu.
1,795.30	5,704.25	38	1,193.02	4,720.00	1	1,255.33	4,637.64	1,820	68,457.12	232,622.62
—	—	—	—	—	—	—	—	—	—	—
7,215.77	1,965.00	—	—	—	—	—	—	—	—	名 古 屋 Nagoya Regional Direction of Communications.
3,034.35	12,545.49	52	1,633.24	6,330.00	1	2,243.24	6,363.53	3,022	99,522.85	358,832.42
—	—	—	—	—	—	—	—	—	—	—
5,669.45	2,199.00	—	—	—	—	—	—	—	—	長 野 Nagano.
1,362.16	5,434.30	17	334.14	2,040.00	—	585.26	1,174.05	1,060	33,449.70	123,499.73
—	—	—	—	—	—	—	—	—	—	—
923.97	490.00	—	—	—	—	—	—	—	—	福 井 Fukui.
1,293.20	4,972.54	36	887.48	4,440.00	3	2,130.48	3,391.10	1,297	37,560.57	151,297.74

第 六 表
Table No. VI

(Continued) Specification of

監督局 及府縣別	種 別 年 金 種 別	前年度末現在契約 Policies in Force at the End of the Previous Fiscal Year.			新 契 約 New Business.			死 亡 Deaths.			解 除
		件 數 Number.	掛 金 額 Premiums. 円 Yen	年 金 額 Amt. of Annuities. 円 Yen	件 數 Number.	掛 金 額 Premiums. 円 Yen	年 金 額 Amt. of Annuities. 円 Yen	件 數 Number.	掛 金 額 Premiums. 円 Yen	年 金 額 Amt. of Annuities. 円 Yen	
富 山 Toyama.	即 時 Immediate Annuities.	370	230,966.00	18,273.04	67	56,622.96	3,936.00	14	3,672.04	308.00	—
	据置一時拂 Deferred Annuities under the Single Premium Plan.	2,410	224,198.21	86,701.10	110	25,895.12	4,659.00	18	1,600.26	519.00	16
	据置分割拂 Deferred Annuities under the Instalment Premium Plan.	888	24,304.31	104,626.18	308	11,558.03	39,945.00	2	12.31	146.61	42
計 Total.	即 時 Immediate Annuities.	4,672	4,270,350.50	339,758.31	1,111	936,710.91	65,285.00	159	118,072.10	10,635.58	—
	据置一時拂 Deferred Annuities under the Single Premium Plan.	35,999	4,520,083.48	1,712,782.11	2,184	628,422.40	128,434.00	270	27,820.59	9,874.67	200
	据置分割拂 Deferred Annuities under the Instalment Premium Plan.	11,925	364,601.06	1,436,454.27	4,116	210,291.22	580,391.00	103	3,697.68	12,823.61	517
大 阪 Osaka.	即 時 Immediate Annuities.	1,337	1,904,307.42	152,361.82	366	324,439.05	23,256.00	42	73,981.24	6,396.75	—
	据置一時拂 Deferred Annuities under the Single Premium Plan.	9,080	1,525,714.19	522,574.13	856	228,816.51	42,674.00	57	4,438.76	2,002.67	121
	据置分割拂 Deferred Annuities under the Instalment Premium Plan.	4,192	186,112.81	554,697.14	2,178	142,357.52	337,525.00	32	1,210.76	3,988.19	469
京 都 Kyōto.	即 時 Immediate Annuities.	1,496	1,701,021.58	135,197.17	252	235,258.80	16,449.00	47	30,962.24	2,763.96	—
	据置一時拂 Deferred Annuities under the Single Premium Plan.	6,742	900,318.95	323,419.34	527	115,105.09	22,690.00	38	5,008.41	1,382.00	113
	据置分割拂 Deferred Annuities under the Instalment Premium Plan.	2,467	102,954.25	325,658.28	1,123	85,694.35	187,268.00	23	741.38	2,645.31	221
兵 庫 Hyōgo.	即 時 Immediate Annuities.	1,087	1,591,149.72	126,230.28	198	281,297.50	20,110.00	28	23,713.21	1,942.00	—
	据置一時拂 Deferred Annuities under the Single Premium Plan.	8,103	1,121,372.66	406,571.85	506	139,920.98	30,259.00	48	5,068.60	2,779.00	126
	据置分割拂 Deferred Annuities under the Instalment Premium Plan.	3,585	151,176.48	468,131.19	1,688	148,814.61	317,007.00	37	1,013.89	4,111.55	321
大 阪 通 信 局 Nara.	即 時 Immediate Annuities.	105	107,031.57	8,456.92	17	15,504.79	991.00	7	3,095.77	308.00	—
	据置一時拂 Deferred Annuities under the Single Premium Plan.	1,690	163,402.29	69,684.30	162	41,080.27	8,849.00	9	3,031.29	392.00	18
	据置分割拂 Deferred Annuities under the Instalment Premium Plan.	568	26,697.67	70,291.50	308	15,945.67	48,300.00	1	8.34	120.00	47
滋 賀 Siga.	即 時 Immediate Annuities.	322	271,455.48	21,396.61	55	53,050.85	3,737.00	29	23,055.88	1,874.00	—
	据置一時拂 Deferred Annuities under the Single Premium Plan.	3,527	282,342.57	122,766.04	272	46,446.66	9,081.00	19	566.93	333.00	22
	据置分割拂 Deferred Annuities under the Instalment Premium Plan.	779	20,711.79	91,371.68	216	9,699.23	28,606.00	4	260.22	734.68	29
和 歌 山 Wakayama.	即 時 Immediate Annuities.	226	229,080.19	17,649.10	59	76,649.26	5,029.00	4	4,499.21	370.00	—
	据置一時拂 Deferred Annuities under the Single Premium Plan.	2,194	324,172.02	121,740.94	200	45,466.20	9,646.00	11	810.15	308.00	14
	据置分割拂 Deferred Annuities under the Instalment Premium Plan.	979	32,871.83	119,686.68	439	22,790.26	68,573.00	5	244.48	600.00	30

Business into Prefectures.

昭 和 九 年 度
For the Fiscal Year 1934.5.

約 Policies	法 定 解 除 Cancellation of Policies by Statute.	其他ノ事由ニ因ル増減 Increase or Decrease from Other Causes.	年 度 末 現 在 契 約 Policies in Force at the End of the Present Fiscal Year.			府 縣 別 Prefectures.
			件 數 Number.	掛 金 額 Premiums. 円 Yen	年 金 額 Amt. of Annuities. 円 Yen	
—	—	—	424	285,134.78	21,972.54	富 山 Toyama.
2,569.99	762.00	—	2,485	244,705.22	89,959.10	
1,195.01	4,861.17	—	1,129	32,790.38	131,944.47	
—	—	—	5,653	5,108,155.50	395,855.07	計 Total.
35,471.38	11,067.00	—	37,650	5,069,024.43	1,817,653.20	
15,865.96	60,550.56	—	15,174	532,057.84	1,878,282.45	
—	—	—	1,687	2,170,704.97	170,370.94	大 阪 Osaka.
15,783.00	5,362.00	—	9,725	1,726,738.77	556,344.90	
16,130.99	58,301.97	—	5,385	284,357.23	749,357.99	
—	—	—	1,715	1,912,380.69	149,399.93	京 都 Kyōto.
8,702.08	3,625.00	—	7,111	999,215.08	340,789.25	
7,134.40	27,436.46	—	3,204	164,391.04	448,022.15	
—	—	—	1,282	1,866,260.14	145,714.56	兵 庫 Hyōgo.
6,176.11	3,639.85	—	8,432	1,238,263.60	427,882.40	
10,541.42	36,811.64	—	4,726	254,530.81	688,816.45	
—	—	—	116	119,668.37	9,158.01	大 阪 通 信 局 Nara.
254.49	226.00	—	1,825	201,196.78	77,915.30	
1,305.62	5,673.83	—	782	40,239.90	106,117.79	
—	—	—	347	300,990.37	23,209.61	滋 賀 Siga.
17,741.75	2,030.00	—	3,758	310,480.55	129,484.04	
812.93	2,956.31	—	942	27,933.33	111,490.00	
—	—	—	282	302,334.22	22,372.30	和 歌 山 Wakayama.
1,336.42	434.00	—	2,368	364,261.71	130,134.94	
1,163.48	3,901.85	—	1,355	52,612.37	175,777.08	

第六表 Table No. VI

(Continued) Specification of

種 別 監 督 局 及 府 縣 別	前 年 度 末 現 在 契 約 Policies in Force at the End of the Previous Fiscal Year.	新 契 約 New Business.			死 亡 Deaths.			解 除 Number			
		件 數 Number.	年 金 額 Amt. of Annuities.		件 數 Number.	年 金 額 Amt. of Annuities.					
			掛 金 額 Premiums.	年 金 額 Amt. of Annuities.		掛 金 額 Premiums.	年 金 額 Amt. of Annuities.				
Prefectures.			円 Yen	円 Yen		円 Yen	円 Yen				
德 島 Tokushima.	即 時 Immediate Annuities.	166	172,646.50	13,754.79	37	33,629.62	2,637.00	4	1,678.68	142.00	-
	掛 置 一 時 拂 Deferred Annuities under the Single Premium Plan.	2,179	237,120.43	99,057.68	159	20,905.93	5,341.00	11	220.45	140.00	25
	掛 置 分 割 拂 Deferred Annuities under the Instalment Premium Plan.	570	18,419.73	65,887.85	250	12,692.63	39,067.00	2	34.34	158.61	26
高 知 Kōchi.	即 時 Immediate Annuities.	96	137,599.63	11,889.08	21	45,185.23	4,473.00	1	1,340.91	120.00	-
	掛 置 一 時 拂 Deferred Annuities under the Single Premium Plan.	1,704	219,551.90	94,558.19	170	23,835.83	6,336.00	4	360.68	370.00	22
	掛 置 分 割 拂 Deferred Annuities under the Instalment Premium Plan.	644	18,289.40	78,882.29	339	19,167.09	53,963.00	5	262.19	600.00	37
計 Total.	即 時 Immediate Annuities.	4,835	6,114,292.49	496,935.77	1,005	1,085,015.10	76,682.00	162	162,327.14	13,916.71	-
	掛 置 一 時 拂 Deferred Annuities under the Single Premium Plan.	35,189	4,773,995.01	1,760,372.47	2,852	661,577.47	134,876.00	197	19,505.27	7,708.67	461
	掛 置 分 割 拂 Deferred Annuities under the Instalment Premium Plan.	13,784	557,233.96	1,774,606.61	6,541	457,161.36	1,080,309.00	109	3,775.60	12,958.34	1,300
廣 島 Hiroshima.	即 時 Immediate Annuities.	912	936,884.35	75,905.75	127	156,121.86	10,800.00	14	13,184.94	1,064.80	-
	掛 置 一 時 拂 Deferred Annuities under the Single Premium Plan.	5,537	694,882.20	302,012.40	234	100,929.89	21,040.00	39	3,166.59	1,968.00	58
	掛 置 分 割 拂 Deferred Annuities under the Instalment Premium Plan.	2,719	84,758.20	337,628.18	666	30,669.01	97,270.00	24	984.68	3,481.66	190
廣 島 取 Tottori.	即 時 Immediate Annuities.	156	133,214.29	11,022.10	20	17,801.11	1,163.00	8	14,971.00	1,524.00	-
	掛 置 一 時 拂 Deferred Annuities under the Single Premium Plan.	1,591	180,180.82	84,259.30	73	11,724.58	2,924.00	11	520.49	316.00	6
	掛 置 分 割 拂 Deferred Annuities under the Instalment Premium Plan.	710	21,510.73	96,934.49	154	5,653.47	21,560.00	4	97.18	383.20	40
信 局 Simane.	即 時 Immediate Annuities.	176	183,464.53	14,733.27	18	31,549.05	2,164.00	9	7,414.86	662.00	-
	掛 置 一 時 拂 Deferred Annuities under the Single Premium Plan.	1,959	175,989.56	87,883.12	66	13,197.29	3,223.00	26	2,517.36	1,010.22	16
	掛 置 分 割 拂 Deferred Annuities under the Instalment Premium Plan.	1,188	26,708.15	140,071.78	205	5,169.45	27,440.00	11	170.99	1,288.53	71
岡 山 Okayama.	即 時 Immediate Annuities.	513	487,288.54	38,999.34	68	59,789.91	4,384.00	13	17,528.41	1,596.00	-
	掛 置 一 時 拂 Deferred Annuities under the Single Premium Plan.	3,292	473,989.98	190,913.57	191	70,936.70	14,726.00	19	1,473.93	726.00	26
	掛 置 分 割 拂 Deferred Annuities under the Instalment Premium Plan.	1,935	56,569.82	234,460.21	391	17,612.70	54,360.00	12	501.69	1,530.00	101
山 口 Yamaguchi.	即 時 Immediate Annuities.	591	678,592.98	53,397.30	74	76,067.57	5,521.00	14	10,606.15	1,096.40	-
	掛 置 一 時 拂 Deferred Annuities under the Single Premium Plan.	3,604	486,846.88	196,699.69	136	29,678.77	6,808.00	26	3,619.88	1,596.00	21
	掛 置 分 割 拂 Deferred Annuities under the Instalment Premium Plan.	1,933	58,153.01	241,037.22	389	14,031.80	52,820.00	7	145.66	632.32	103

Business into Prefectures.

昭 和 九 年 度
For the Fiscal Year 1934-5.

約 Surrenders.	年 金 額 Amt. of Annuities.	法 定 解 除 Cancellation of Policies by Statute.			其 他ノ事 由ニ因ル増減 Increase or Decrease from Other Causes.			年 度 末 現 在 契 約 Policies in Force at the End of the Present Fiscal Year.			府 縣 別 Prefectures.
		件 數 Number.	年 金 額 Amt. of Annuities.		件 數 Number.	年 金 額 Amt. of Annuities.		件 數 Number.	年 金 額 Amt. of Annuities.		
			掛 金 額 Premiums.	年 金 額 Amt. of Annuities.		掛 金 額 Premiums.	年 金 額 Amt. of Annuities.		掛 金 額 Premiums.	年 金 額 Amt. of Annuities.	
	円 Yen	円 Yen	円 Yen	円 Yen	円 Yen	円 Yen	円 Yen	円 Yen	円 Yen	円 Yen	
	-	-	-	-	-	-	-	199	204,597.44	16,249.79	德 島 Tokushima.
1,743.77	670.00	-	-	-	Δ 40.00	Δ 17.60	2,302	256,022.14	103,571.08	德 島 Tokushima.	
889.67	2,951.41	19	700.47	2,360.00	Δ 1,163.85	Δ 4,675.84	773	28,324.03	94,808.99	德 島 Tokushima.	
	-	-	-	-	-	-	116	181,443.95	16,242.08	高 知 Kōchi.	
1,273.10	579.00	-	-	-	-	-	1,948	241,753.95	99,945.19	高 知 Kōchi.	
785.96	4,620.12	48	970.57	5,950.00	Δ 803.66	Δ 2,861.43	893	34,634.11	118,813.74	高 知 Kōchi.	
	-	-	-	-	66	41,399.70	3,016.16	5,744	7,058,380.15	552,717.22	計 Total.
53,010.72	16,585.85	-	-	-	Δ 14	Δ 25,123.91	Δ 4,908.86	37,369	5,337,932.58	1,866,067.10	計 Total.
38,764.47	142,653.59	880	16,989.35	107,990.00	Δ 76	Δ 67,843.08	Δ 98,109.49	18,060	887,022.82	2,493,204.19	計 Total.
	-	-	-	-	4	4,946.00	386.65	1,029	1,084,767.27	86,027.60	廣 島 Hiroshima.
7,791.29	2,824.18	-	-	-	Δ 2	Δ 3,582.91	Δ 557.55	5,672	781,271.30	317,702.67	廣 島 Hiroshima.
4,178.89	25,030.72	87	916.09	10,550.00	Δ 3	Δ 2,918.96	Δ 8,554.33	3,081	106,428.59	387,281.47	廣 島 Hiroshima.
	-	-	-	-	Δ 1	Δ 1,541.42	Δ 100.00	167	134,502.98	10,561.10	廣 島 取 Tottori.
28.20	80.00	-	-	-	-	-	-	1,647	191,356.71	86,787.30	廣 島 取 Tottori.
562.42	4,494.59	32	532.49	4,150.00	Δ 841.47	Δ 3,319.96	788	25,130.66	106,146.74	廣 島 取 Tottori.	
	-	-	-	-	-	Δ 5.25	-	185	207,598.72	16,230.02	信 局 Simane.
1,609.32	1,237.00	-	-	-	-	-	1,983	185,060.17	88,858.90	信 局 Simane.	
1,424.37	7,528.85	104	909.01	12,630.00	Δ 1,110.43	Δ 5,335.41	1,207	28,262.80	140,728.99	信 局 Simane.	
	-	-	-	-	-	-	568	529,550.04	41,787.34	岡 山 Okayama.	
3,034.22	1,074.00	-	-	-	27.48	Δ 10.90	3,438	540,446.01	203,828.67	岡 山 Okayama.	
2,722.10	12,202.58	97	1,036.46	11,920.00	Δ 1,108.35	Δ 3,923.72	2,116	68,813.92	259,243.91	岡 山 Okayama.	
	-	-	-	-	Δ 11.11	Δ .16	651	744,043.29	57,821.74	山 口 Yamaguchi.	
3,125.27	1,324.00	-	-	-	Δ 236.00	Δ 187.23	3,693	509,544.50	200,400.46	山 口 Yamaguchi.	
2,434.27	12,152.58	64	747.34	7,760.00	Δ 1,829.10	Δ 6,318.64	2,148	67,028.44	266,993.68	山 口 Yamaguchi.	

第六表 Table No. VI

(Continued) Specification of

種 別 監督局 及府縣別	前年度末現在契約 Policies in Force at the End of the Previous Fiscal Year.			新 契 約 New Business.			死 亡 Deaths.			解 除 Number.	
	件數 Number.	掛金額 Premiums.	年金額 Amt. of Annuities.	件數 Number.	掛金額 Premiums.	年金額 Amt. of Annuities.	件數 Number.	掛金額 Premiums.	年金額 Amt. of Annuities.		
											月 Year
香 川 Kagawa	即時 Immediate Annuities.	219	192,121.79	16,395.09	53	47,123.66	3,415.00	8	5,690.36	574.00	—
香 川 Kagawa	据置一時拂 Deferred Annuities under the Single Premium Plan.	2,510	378,442.36	153,255.60	147	32,860.92	7,392.00	18	8,808.07	1,796.00	19
	据置分期拂 Deferred Annuities under the Instalment Premium Plan.	1,064	33,622.85	133,612.59	288	11,673.28	43,400.00	8	151.88	869.48	47
愛 媛 Ehime	即時 Immediate Annuities.	426	418,328.17	34,839.58	52	62,618.55	4,652.00	23	7,187.31	681.09	—
	据置一時拂 Deferred Annuities under the Single Premium Plan.	2,481	356,359.66	150,006.18	97	41,268.99	8,851.00	13	1,304.65	702.00	15
	据置分期拂 Deferred Annuities under the Instalment Premium Plan.	1,900	45,571.86	220,679.30	438	15,904.14	58,250.00	17	2,000.77	2,518.45	112
計 Total.	即時 Immediate Annuities.	2,983	3,029,894.65	245,292.43	412	451,071.71	32,099.00	89	76,583.03	7,198.29	—
	据置一時拂 Deferred Annuities under the Single Premium Plan.	20,974	2,746,691.46	1,165,029.86	944	300,597.14	64,984.00	152	21,410.97	8,114.22	161
	据置分期拂 Deferred Annuities under the Instalment Premium Plan.	11,449	326,894.64	1,404,423.77	2,531	100,713.85	355,100.00	83	4,052.85	10,703.64	664
熊 本 Kumamoto	即時 Immediate Annuities.	309	423,861.06	32,560.41	64	72,930.38	5,127.00	6	3,813.28	344.00	—
	据置一時拂 Deferred Annuities under the Single Premium Plan.	2,136	379,236.67	128,688.60	120	31,988.82	6,881.00	15	1,568.92	760.00	26
	据置分期拂 Deferred Annuities under the Instalment Premium Plan.	1,632	50,633.77	205,961.47	373	22,285.60	57,500.00	7	282.59	741.03	97
長 崎 Nagasaki	即時 Immediate Annuities.	507	654,682.78	51,559.80	78	94,202.56	6,280.00	9	12,089.14	944.00	—
	据置一時拂 Deferred Annuities under the Single Premium Plan.	2,278	430,506.00	147,737.20	225	59,431.76	10,412.00	27	2,931.54	1,526.00	68
	据置分期拂 Deferred Annuities under the Instalment Premium Plan.	1,944	55,878.49	232,965.49	481	21,665.93	70,762.00	11	197.12	1,201.81	194
熊 本 通信局 Hokkoku	即時 Immediate Annuities.	984	1,456,408.48	113,012.49	171	266,648.66	18,178.00	27	41,992.04	3,606.00	—
	据置一時拂 Deferred Annuities under the Single Premium Plan.	4,731	895,577.83	332,078.33	582	126,807.37	26,961.00	34	5,619.26	2,536.00	72
	据置分期拂 Deferred Annuities under the Instalment Premium Plan.	3,202	102,495.50	401,104.65	844	46,539.12	125,296.00	17	695.80	1,827.54	205
大 分 Oita	即時 Immediate Annuities.	354	481,253.13	36,155.56	56	68,014.43	4,780.00	4	9,240.51	724.00	—
	据置一時拂 Deferred Annuities under the Single Premium Plan.	2,068	300,397.82	115,890.42	132	55,039.95	10,690.00	12	1,320.58	528.00	22
	据置分期拂 Deferred Annuities under the Instalment Premium Plan.	1,197	31,982.58	141,352.90	320	13,332.90	45,220.00	10	343.16	1,460.00	80
佐 賀 Saga	即時 Immediate Annuities.	178	212,810.13	17,808.23	24	28,507.88	1,938.00	3	2,580.56	212.00	—
	据置一時拂 Deferred Annuities under the Single Premium Plan.	1,547	199,820.82	89,550.28	103	48,779.64	10,040.00	16	845.14	502.00	20
	据置分期拂 Deferred Annuities under the Instalment Premium Plan.	494	15,847.33	63,076.90	140	6,465.48	18,715.00	4	87.90	480.00	35

Kumamoto Regional Direction of Communications.

Business into Prefectures.

昭和九年度
For the Fiscal Year 1934-5.

約 Surrenders.	法 定 解 除 Cancellation of Policies by Statute.			其他ノ事由ニ因ル増減 Increase or Decrease from Other Causes.			年度末現在契約 Policies in Force at the End of the Present Fiscal Year.			府 縣 別 Prefectures.					
	掛金額 Premiums.	年金額 Amt. of Annuities.	件數 Number.	掛金額 Premiums.	年金額 Amt. of Annuities.	件數 Number.	掛金額 Premiums.	年金額 Amt. of Annuities.	件數 Number.		掛金額 Premiums.	年金額 Amt. of Annuities.			
													月 Year	月 Year	月 Year
—	—	—	—	—	—	—	1 Δ	1,246.77 Δ	39.96	265	232,308.32	19,196.13	香 川 Kagawa		
1,373.03	670.00	—	—	—	—	Δ	1 Δ	409.81 Δ	100.57	2,619	400,712.37	158,081.03			
1,231.26	5,906.00	51	599.49	6,230.00 Δ	1 Δ	1,875.71 Δ	7,336.96	1,245	41,437.79	156,670.15					
—	—	—	—	—	—	—	Δ	1 Δ	735.96 Δ	50.00	454	473,023.45	38,760.49	愛 媛 Ehime	
820.31	375.00	—	—	—	—	—	—	—	Δ	4.72	2,550	395,503.69	157,775.46		
2,214.03	12,618.13	46	915.79	5,660.00	—	Δ	409.88 Δ	3,255.22	2,163	55,935.53	254,877.50				
—	—	—	—	—	—	—	—	3	1,410.74	191.28	3,319	3,405,794.07	270,384.42	計 Total.	
17,781.64	7,584.18	—	—	—	—	Δ	3 Δ	4,201.24 Δ	860.97	21,602	3,003,894.75	1,213,434.49			
14,767.34	79,933.45	481	5,656.67	58,900.00 Δ	4 Δ	10,093.90 Δ	38,044.24	12,748	383,037.73	1,571,942.44					
—	—	—	—	—	—	—	—	4	3,496.89	303.70	371	496,475.05	37,647.11	熊 本 Kumamoto	
2,619.86	1,136.00	—	—	—	—	—	Δ	3 Δ	3,232.77 Δ	480.00	2,212	403,803.94	133,193.60		
2,228.58	13,230.22	35	881.82	4,390.00 Δ	1 Δ	1,369.87 Δ	5,004.45	1,865	68,156.51	240,095.77					
—	—	—	—	—	—	—	—	3	2,605.96	222.11	579	739,402.16	57,117.91	長 崎 Nagasaki	
8,723.66	3,480.00	—	—	—	—	—	—	Δ	1 Δ	1,619.29 Δ	186.02	2,407	476,663.27		152,957.18
4,427.38	23,054.98	59	1,216.58	7,473.58 Δ	2 Δ	2,056.77 Δ	6,285.63	2,159	69,646.57	265,711.49					
—	—	—	—	—	—	—	—	2	1,039.75	87.72	1,130	1,682,104.85	127,672.21	福 岡 Fukuoka	
12,784.13	3,972.00	—	—	—	—	—	—	Δ	5 Δ	7,361.99 Δ	1,011.62	5,202	996,619.82		351,519.71
6,079.01	24,384.24	138	2,567.59	17,100.00 Δ	1 Δ	4,129.59 Δ	10,240.84	3,685	135,562.63	472,848.03					
—	—	—	—	—	—	—	—	1	226.44	19.21	407	540,253.49	40,230.77	大 分 Oita	
2,236.06	734.00	—	—	—	—	—	—	—	—	—	2,166	351,881.13	125,318.42		
1,491.01	7,740.00	40	574.92	4,910.00 Δ	1 Δ	920.46 Δ	4,114.07	1,386	41,985.93	168,348.83					
—	—	—	—	—	—	—	—	1	652.35	51.73	200	239,389.80	19,585.96	佐 賀 Saga	
4,915.79	1,194.00	—	—	—	—	—	—	Δ	1 Δ	652.35 Δ	100.00	1,613	242,187.18		97,794.28
1,110.84	4,426.62	16	410.23	1,920.00	—	Δ	68.93 Δ	431.29	579	20,634.91	74,533.99				

第六表 Table No. VI.

(Continued) Specification of

Table with columns for Prefecture, Policy Type, Previous Year, New Business, Deaths, and Total. Rows include Yamagata, Akita, Hokkaido, and various interior regions.

Business into Prefectures.

昭和九年度 For the Fiscal Year 1934-5.

Table with columns for Surrenders, Cancellation of Policies by Statute, Increase or Decrease from Other Causes, and Policies in Force at the End of the Present Fiscal Year. Rows include Yamagata, Akita, Hokkaido, and various interior regions.

年 齡 五 歲 階 級 別

Specification of New Business into Fifth

第 七 表
Table No. VII.

順序 No. of Order	種 別 Sex	即 時 Immediate Annuities				一 時 預 置 Deferred Annuities under the Single Premium			
		元 金 拋 棄 Without Return of Purchase Money		元 金 留 保 With Return of Purchase Money		元 金 拋 棄 Without Return of Purchase Money		元 金 留 保 With Return of Purchase Money	
		件 數 Number	年 金 額 Amt. of Annuities 円 Yen	件 數 Number	年 金 額 Amt. of Annuities 円 Yen	件 數 Number	年 金 額 Amt. of Annuities 円 Yen	件 數 Number	年 金 額 Amt. of Annuities 円 Yen
1	十五歲以下 男	—	—	—	—	18	442.00	1,730	—
2	十五歲以下 女	—	—	—	—	8	142.00	1,138	—
3	二十歲以下 男	—	—	—	—	10	208.00	1,223	—
4	二十歲以下 女	—	—	—	—	8	222.00	783	—
5	二十五歲以下 男	—	—	—	—	2	24.00	916	—
6	二十五歲以下 女	—	—	—	—	—	—	635	—
7	三十歲以下 男	—	—	—	—	7	893.00	726	—
8	三十歲以下 女	—	—	—	—	4	110.00	683	—
9	三十五歲以下 男	—	—	—	—	11	316.00	734	—
10	三十五歲以下 女	—	—	—	—	1	70.00	680	—
11	四十歲以下 男	2	70.00	48	4,248.00	4	312.00	579	—
12	四十歲以下 女	1	60.00	47	3,801.00	5	484.00	554	—
13	四十五歲以下 男	9	1,068.00	310	19,160.00	3	144.00	296	—
14	四十五歲以下 女	1	120.00	345	22,384.00	4	250.00	347	—
15	五十歲以下 男	9	2,010.00	366	26,104.00	1	100.00	204	—
16	五十歲以下 女	10	499.00	458	28,356.00	1	60.00	205	—
17	五十五歲以下 男	16	1,362.00	398	27,038.00	1	12.00	89	—
18	五十五歲以下 女	10	1,086.00	474	35,226.00	5	150.00	101	—
19	六十歲以下 男	20	1,826.00	329	26,968.00	3	412.00	41	—
20	六十歲以下 女	13	841.00	434	34,651.00	1	400.00	41	—
21	六十五歲以下 男	13	824.00	290	24,883.00	—	—	—	—
22	六十五歲以下 女	5	830.00	374	31,490.00	—	—	—	—
23	七十歲以下 男	18	1,583.00	188	15,494.00	—	—	—	—
24	七十歲以下 女	9	635.00	205	15,041.00	—	—	—	—
25	七十五歲以下 男	6	2,940.00	112	9,104.00	—	—	—	—
26	七十五歲以下 女	5	1,332.00	66	7,002.00	—	—	—	—
27	八十歲以下 男	14	1,420.00	55	4,882.00	—	—	—	—
28	八十歲以下 女	—	—	58	4,263.00	—	—	—	—
29	計 男	107	13,103.00	2,096	157,881.00	60	2,863.00	6,561	—
30	計 女	54	5,403.00	2,461	182,924.00	37	1,888.00	5,167	—
31	合 計	161	18,506.00	4,557	340,105.00	97	4,751.00	11,728	—

新 契 約 統 計 表

Year Grouping of Ages of Annuitants.

昭 和 九 年 度
For the Fiscal Year 1934-5.

Plan.	保 費 Purchase Money	分 割 預 置 Deferred Annuities under the Instalment Premium Plan				合 計 Total				順序 No. of Order
		元 金 拋 棄 Without Return of Purchase Money		元 金 留 保 With Return of Purchase Money		元 金 拋 棄 Without Return of Purchase Money		元 金 留 保 With Return of Purchase Money		
		件 數 Number	年 金 額 Amt. of Annuities 円 Yen	件 數 Number	年 金 額 Amt. of Annuities 円 Yen	件 數 Number	年 金 額 Amt. of Annuities 円 Yen	件 數 Number	年 金 額 Amt. of Annuities 円 Yen	
1	95,469.00	41	4,920.00	3,355	481,483.00	59	5,362.00	5,108	576,952.00	1
2	68,021.00	8	1,520.00	1,855	279,151.00	16	1,662.00	2,993	347,172.00	2
3	56,651.00	11	1,730.00	2,927	414,617.00	21	1,938.00	4,150	471,268.00	3
4	36,192.00	5	980.00	1,350	188,908.00	13	1,202.00	2,133	225,100.00	4
5	39,358.00	4	480.00	3,393	488,872.00	6	504.00	4,309	528,230.00	5
6	44,212.00	3	360.00	1,708	254,183.00	3	360.00	2,343	298,395.00	6
7	41,107.00	10	1,740.00	2,982	442,193.00	17	2,633.00	3,708	483,300.00	7
8	45,238.00	3	360.00	1,973	290,711.00	7	470.00	2,656	335,949.00	8
9	41,093.00	10	1,820.00	2,143	334,772.00	21	2,136.00	2,877	375,865.00	9
10	48,514.00	2	260.00	1,798	259,689.00	3	330.00	2,478	308,203.00	10
11	34,821.00	3	360.00	1,382	215,831.00	9	742.00	2,009	254,900.00	11
12	41,085.00	—	—	1,101	166,669.00	6	544.00	1,702	211,555.00	12
13	15,432.00	1	240.00	641	113,528.00	13	1,452.00	1,247	148,120.00	13
14	20,967.00	2	240.00	574	92,781.00	7	610.00	1,266	136,132.00	14
15	18,916.00	4	640.00	319	56,108.00	14	2,750.00	889	101,128.00	15
16	15,953.00	1	120.00	281	49,624.00	12	679.00	944	93,943.00	16
17	6,693.00	—	—	109	25,640.00	17	1,374.00	596	59,371.00	17
18	5,787.00	3	360.00	123	20,590.00	18	1,596.00	698	61,603.00	18
19	1,540.00	2	260.00	41	9,800.00	25	2,498.00	411	38,308.00	19
20	2,237.00	1	200.00	46	10,698.00	15	1,441.00	521	47,586.00	20
21	—	—	—	—	—	13	824.00	290	24,883.00	21
22	—	—	—	—	—	5	830.00	374	31,490.00	22
23	—	—	—	—	—	18	1,583.00	188	15,494.00	23
24	—	—	—	—	—	9	635.00	205	15,041.00	24
25	—	—	—	—	—	6	2,940.00	112	9,104.00	25
26	—	—	—	—	—	5	1,332.00	66	7,002.00	26
27	—	—	—	—	—	14	1,420.00	55	4,882.00	27
28	—	—	—	—	—	—	—	58	4,263.00	28
29	351,080.00	86	12,190.00	17,992	2,582,844.00	253	28,156.00	25,949	3,091,805.00	29
30	328,206.00	28	4,400.00	10,809	1,613,004.00	119	11,681.00	18,437	2,123,434.00	30
31	679,286.00	114	16,590.00	28,101	4,195,848.00	372	39,847.00	44,386	5,215,239.00	31

新契約掛金額別統計表

New Business Classified by Amount of Premiums. 昭和九年度 For the Fiscal Year 1934-5.

第八表 Table No. VIII.

Table with columns for Classification, New Business (Number, Premiums), and Amount of Premium. Rows include categories like 五圓未満, 十圓未満, 十五圓未満, etc., with sub-rows for Immediate Annuities and Deferred A. Single Premium/Deferred A. Inst' Premium.

據置年金契約中年金支拂開始契約統計表

Deferred Policies which Annuity-Payment is being Made. 昭和九年度 For the Fiscal Year 1934-5.

第九表 Table No. IX.

Table with columns for Classification, 前年度末現在年金支拂開始契約, 本年度中年金支拂開始契約, 死亡, 其他事由, 年度末現在年金支拂開始契約. Rows include age groups like 五十歲支拂開始, 五十五歲支拂開始, etc., and a Grand Total row.

第十表 Table No. X

即時年金受取人職別件數表 Classification of Policies and by Kinds (A) IMMEDIATE ANNUITIES.

Table with 12 columns for regions (Tokyo, Nagoya, Osaka, Hiroshima, Kumamoto, Sendai, Sapporo, Kwantung Province, Saghalien, Formosa) and 12 rows for occupations (Agriculture, Aquatic Products, Mining, Manufacturing, Commerce, Transport & Communication, Civil Services, Other Occupations, Domestic Employees, No Occupation, Occupation Unknown, Total).

据置一時拂 (B) DEFERRED ANNUITIES UNDER THE SINGLE PREMIUM PLAN.

Table with 12 columns for regions and 12 rows for occupations, showing the number of policies for deferred annuities under the single premium plan.

備考 一、本表ノ職業分類ハ大正九年内閣訓令第一號ニ基キタリ。 二、本表ハ昭和四年四月末現在契約中遺書番號ノ末尾ニ据置年金ニアリテハ二十五番又ハ七十五番、即時年金ニアリテハ五番ノ總數ヲ有スル契約 三、關東州及臺灣管内ニ於ケル即時年金及據置年金ニ於ケル据置年金(掛金一時拂)ニ關シテハ現在契約高存在セルモ調査票該當ノ契約消滅ノタメ 四、海外在留邦人ノ契約ニ對シテハ調査困難ニ付之ヲ除外ス。 Note: 1. As the number of policies of the Immediate Annuity are not large enough, about 1/10 sample policies of these were taken by selecting those 2. As to the other classes of Annuities, the sample policies were taken by selecting those with the figures 25 or 75 at the ends of their 3. The tabulation is made in accordance with the Classification of Occupation instructed by the Government in 1920.

業別件數表 by Occupations of Annuitants (C) DEFERRED ANNUITIES UNDER THE INSTALMENT PREMIUM PLAN.

据置分割拂 昭和四年四月末現在 As at the End of April, 1929.

Table with 12 columns for regions and 12 rows for occupations, showing the number of policies for deferred annuities under the instalment premium plan.

合計 (D) AGGREGATION OF THE WHOLE KINDS OF POLICIES.

Table with 12 columns for regions and 12 rows for occupations, showing the aggregation of the whole kinds of policies.

ノ年金受取人又ハ其ノ扶養者ノ職業ヲ當該契約受持局ニ於テ實地調査シタルモノニ基キ各選信局別ニ職業別割合ヲ求メ之ヲ現在契約數ニ乘算シ出シタリ。之ヲ除外ス。

having the figure 5 at the ends of their policy-numbers.

新契約府縣別平均掛

第十一表 Table No. XI

Average Premiums and Average Amount of Annuities

Table with columns for Order No., Kind of Annuity, Supervisory Institutions and Prefectures, and Average Premiums/Amount of Annuities. Rows include Tokyo, Kanagawa, Saitama, Gunma, etc.

金額及平均年金額表

of New Business, Specified into Prefectures.

昭和九年度 For the Fiscal Year 1934-5.

Table with columns for Order No., Kind of Annuity, Supervisory Institutions and Prefectures, and Average Premiums/Amount of Annuities. Rows include Hiroshima, Tottori, Simane, Okayama, etc.

第十二表 Table No. XII

Condition of Extinction

順序 No. of Order	種 別 Description	死 亡 Deaths		解 約 Surrenders		法 定 解 除 Cancellation of Policies by Statute		順序 No. of Order
		件 數 Number	死 亡 率 Mortality Rates	件 數 Number	解 約 率 Surrender Rates	件 數 Number	法 定 解 除 率 Cancellation Rates	
1	東 京 Tokyo R. D. o. Co. 即時 Immediate Annuities	152	.02376	—	—	—	—	1
2	東 京 Tokyo R. D. o. Co. 据置一時拂 Deferred Annuities under the Single Premium Plan	231	.00782	342	.01163	—	—	2
3	東 京 Tokyo R. D. o. Co. 据置分割拂 Deferred Annuities under the Instalment Premium Plan	139	.00596	1,663	.07157	383	.01648	3
4	東 京 Tokyo R. D. o. Co. 計 Total	522	.00881	2,005	.03808	383	.01648	4
5	名 古 屋 Nagoya R. D. o. Co. 即時 Immediate Annuities	159	.00033	—	—	—	—	5
6	名 古 屋 Nagoya R. D. o. Co. 据置一時拂 Deferred Annuities under the Single Premium Plan	270	.00731	250	.00679	—	—	6
7	名 古 屋 Nagoya R. D. o. Co. 据置分割拂 Deferred Annuities under the Instalment Premium Plan	103	.00757	517	.03816	229	.01690	7
8	名 古 屋 Nagoya R. D. o. Co. 計 Total	532	.00933	767	.01523	229	.01690	8
9	大 阪 Osaka R. D. o. Co. 即時 Immediate Annuities	162	.03016	—	—	—	—	9
10	大 阪 Osaka R. D. o. Co. 据置一時拂 Deferred Annuities under the Single Premium Plan	197	.00542	461	.01271	—	—	10
11	大 阪 Osaka R. D. o. Co. 据置分割拂 Deferred Annuities under the Instalment Premium Plan	109	.00682	1,200	.07537	880	.05527	11
12	大 阪 Osaka R. D. o. Co. 計 Total	468	.00811	1,661	.03182	880	.05527	12
13	廣 島 Hiroshima R. D. o. Co. 即時 Immediate Annuities	89	.02781	—	—	—	—	13
14	廣 島 Hiroshima R. D. o. Co. 据置一時拂 Deferred Annuities under the Single Premium Plan	152	.00711	161	.00756	—	—	14
15	廣 島 Hiroshima R. D. o. Co. 据置分割拂 Deferred Annuities under the Instalment Premium Plan	83	.00684	664	.05488	481	.03976	15
16	廣 島 Hiroshima R. D. o. Co. 計 Total	324	.00883	825	.02471	481	.05976	16
17	熊 本 Kumamoto R. D. o. Co. 即時 Immediate Annuities	58	.01962	—	—	—	—	17
18	熊 本 Kumamoto R. D. o. Co. 据置一時拂 Deferred Annuities under the Single Premium Plan	139	.00794	259	.01484	—	—	18
19	熊 本 Kumamoto R. D. o. Co. 据置分割拂 Deferred Annuities under the Instalment Premium Plan	69	.00585	736	.06257	392	.03332	19
20	熊 本 Kumamoto R. D. o. Co. 計 Total	266	.00824	995	.03406	392	.03332	20
21	仙 臺 Sendai R. D. o. Co. 即時 Immediate Annuities	95	.03179	—	—	—	—	21
22	仙 臺 Sendai R. D. o. Co. 据置一時拂 Deferred Annuities under the Single Premium Plan	172	.00695	342	.01388	—	—	22
23	仙 臺 Sendai R. D. o. Co. 据置分割拂 Deferred Annuities under the Instalment Premium Plan	85	.00743	622	.05459	374	.03282	23
24	仙 臺 Sendai R. D. o. Co. 計 Total	352	.00899	964	.02675	374	.03282	24

Classified by Kinds of Policies

昭和九年度 For the Fiscal Year 1934-5

順序 No. of Order	種 別 Description	死 亡 Deaths		解 約 Surrenders		法 定 解 除 Cancellation of Policies by Statute		順序 No. of Order
		件 數 Number	死 亡 率 Mortality Rates	件 數 Number	解 約 率 Surrender Rates	件 數 Number	法 定 解 除 率 Cancellation Rates	
25	禮 儀 Sappers R. D. o. Co. 即時 Immediate Annuities	7	.01471	—	—	—	—	25
26	禮 儀 Sappers R. D. o. Co. 据置一時拂 Deferred Annuities under the Single Premium Plan	41	.00988	55	.01332	—	—	26
27	禮 儀 Sappers R. D. o. Co. 据置分割拂 Deferred Annuities under the Instalment Premium Plan	29	.00566	299	.05854	147	.02878	27
28	禮 儀 Sappers R. D. o. Co. 計 Total	77	.00790	354	.03892	147	.02878	28
29	關 東 州 Kwantung Province, Manchuria. 即時 Immediate Annuities	722	.02711	—	—	—	—	29
30	關 東 州 Kwantung Province, Manchuria. 据置一時拂 Deferred Annuities under the Single Premium Plan	1,202	.00704	1,870	.01100	—	—	30
31	關 東 州 Kwantung Province, Manchuria. 据置分割拂 Deferred Annuities under the Instalment Premium Plan	617	.00661	5,701	.06125	2,886	.03101	31
32	關 東 州 Kwantung Province, Manchuria. 計 Total	2,541	.00874	7,571	.02878	2,886	.03101	32
33	關 東 州 Kwantung Province, Manchuria. 即時 Immediate Annuities	2	.06250	—	—	—	—	33
34	關 東 州 Kwantung Province, Manchuria. 据置一時拂 Deferred Annuities under the Single Premium Plan	4	.00750	6	.01130	—	—	34
35	關 東 州 Kwantung Province, Manchuria. 据置分割拂 Deferred Annuities under the Instalment Premium Plan	10	.00892	62	.05556	—	—	35
36	關 東 州 Kwantung Province, Manchuria. 計 Total	16	.00949	68	.04129	—	—	36
37	禮 儀 Sappers R. D. o. Co. 即時 Immediate Annuities	—	—	—	—	—	—	37
38	禮 儀 Sappers R. D. o. Co. 据置一時拂 Deferred Annuities under the Single Premium Plan	1	.00727	4	.02920	—	—	38
39	禮 儀 Sappers R. D. o. Co. 据置分割拂 Deferred Annuities under the Instalment Premium Plan	5	.01639	19	.06281	—	—	39
40	禮 儀 Sappers R. D. o. Co. 計 Total	6	.01241	23	.05233	—	—	40
41	禮 儀 Sappers R. D. o. Co. 即時 Immediate Annuities	1	.02299	—	—	—	—	41
42	禮 儀 Sappers R. D. o. Co. 据置一時拂 Deferred Annuities under the Single Premium Plan	6	.00954	9	.01438	—	—	42
43	禮 儀 Sappers R. D. o. Co. 据置分割拂 Deferred Annuities under the Instalment Premium Plan	2	.00820	22	.09053	1	.00412	43
44	禮 儀 Sappers R. D. o. Co. 計 Total	9	.00982	31	.03567	1	.00412	44
45	禮 儀 Sappers R. D. o. Co. 即時 Immediate Annuities	—	—	—	—	—	—	45
46	禮 儀 Sappers R. D. o. Co. 据置一時拂 Deferred Annuities under the Single Premium Plan	—	—	—	—	—	—	46
47	禮 儀 Sappers R. D. o. Co. 据置分割拂 Deferred Annuities under the Instalment Premium Plan	—	—	—	—	—	—	47
48	禮 儀 Sappers R. D. o. Co. 計 Total	—	—	—	—	—	—	48
49	禮 儀 Sappers R. D. o. Co. 即時 Immediate Annuities	725	.02711	—	—	—	—	49
50	禮 儀 Sappers R. D. o. Co. 据置一時拂 Deferred Annuities under the Single Premium Plan	1,213	.00705	1,889	.01103	—	—	50
51	禮 儀 Sappers R. D. o. Co. 据置分割拂 Deferred Annuities under the Instalment Premium Plan	634	.00687	5,804	.06127	2,887	.03048	51
52	禮 儀 Sappers R. D. o. Co. 計 Total	2,572	.00876	7,693	.02891	2,887	.03048	52

第十三表 Table No. XIII

府縣別人口一萬人ニ Rates of Policies in Force

Table with 7 columns: 順序 (Order), 監督局及府縣別 (Supervisory Institutes & Prefectures), 人口 (Inhabitants), 件數 (Number), 同上一萬人=對スル割合 (Rates per 10,000 Inhabitants), 年金額 (Amount of Annuity), 同上一萬人=對スル割合 (Rates per 10,000 Inhabitants), 順序 (Order). Rows include Tokyo, Kanagawa, Saitama, Gunma, Chiba, Ibaraki, Tochigi, Shizuoka, Yamaguchi, Aichi, Mie, Gifu, Nagano, Shizuoka, Ibaraki, Tokyo, Kyoto, Hyogo, Nara, Shiga, Wakayama, Tokushima, Kochi, Hiroshima, Tottori, Simane.

備考 本表中人口ハ第一編第十九表ノ備考ニ同シ。 Note: The population used in the above calculation is the same as Table No. XIX, Part 1.

對スル現在契約割合 per 10,000 Inhabitants by Prefectures.

昭和九年度末現在 As at the End of March, 1935.

Table with 7 columns: 順序 (Order), 監督局及府縣別 (Supervisory Institutes & Prefectures), 人口 (Inhabitants), 件數 (Number), 同上一萬人=對スル割合 (Rates per 10,000 Inhabitants), 年金額 (Amount of Annuity), 同上一萬人=對スル割合 (Rates per 10,000 Inhabitants), 順序 (Order). Rows include Okayama, Yamaguchi, Kagawa, Ehime, Kumamoto, Nagasaki, Fukuoka, Oita, Saga, Miyazaki, Kagoshima, Okinawa, Miyagi, Niigata, Fukushima, Iwate, Aomori, Yamagata, Akita, Hokkaido, Grand Total, Kwantung and Attached Zone of the Manchurian Railway, Saghalien, Formosa, Japanese Residents in Abroad, Grand Total.

第十四表
Table No. XIV.

昭和九年度末
Tables Showing Percentages of
of the Present

(イ) 年金種類別割合

(A) PERCENTAGES CLASSIFIED INTO KINDS OF POLICIES.

種別 Description.	即時 Immediate Annuities.			据置一時拂 Deferred Annuities under the Single Premium Plan.			据置分割拂 Deferred Annuities under the Instalment Premium Plan.			計 Total.		
	元金拋棄 Without Return of Purchase Money.	元金留保 With Return of Purchase Money.	計 Total.	元金拋棄 Without Return of Purchase Money.	元金留保 With Return of Purchase Money.	計 Total.	元金拋棄 Without Return of Purchase Money.	元金留保 With Return of Purchase Money.	計 Total.	元金拋棄 Without Return of Purchase Money.	元金留保 With Return of Purchase Money.	計 Total.
男 Males.	.33	7.20	7.53	.72	55.68	56.40	.54	35.53	36.07	1.59	98.41	100.00
女 Females.	.19	11.59	11.78	.47	57.40	57.87	.27	30.08	30.35	.93	99.07	100.00
計 Total.	.28	8.96	9.24	.62	56.37	56.99	.43	33.34	33.77	1.33	98.67	100.00

(ハ) 据置年金分割拂

(C) PERCENTAGES CLASSIFIED BY
THE DEFERRED ANNUITIES UNDER
THE INSTALMENT PREMIUM PLAN.

種別 Description.	五十歳支拂開始 Annuities Commencing at Age 50					五十五歳支拂開始 Annuities Commencing at Age 55					六 全期拂込 Ordinary.
	全期拂込 Ordinary.	十年拂込 10 Year Payment.	十五年拂込 15 Year Payment.	二十年拂込 20 Year Payment.	計 Total.	全期拂込 Ordinary.	十年拂込 10 Year Payment.	十五年拂込 15 Year Payment.	二十年拂込 20 Year Payment.	計 Total.	
元金拋棄 Without Return of Purchase Money.	11.19	1.95	.37	.45	13.96	7.13	.68	.15	.37	8.33	10.21
元金留保 With Return of Purchase Money.	33.73	9.40	3.19	2.56	48.88	16.01	1.63	1.25	1.21	20.10	10.64
計 Total.	33.44	9.30	3.16	2.54	48.44	15.90	1.62	1.23	1.20	19.95	10.63

(ニ) 男女別割合

(D) PERCENTAGES SPECIFIED INTO SEXES.

種別 Description.	男 Males.		女 Females.		計 Total.	
	件数 Number.	年金額 Amt. of Annuities.	件数 Number.	年金額 Amt. of Annuities.	件数 Number.	年金額 Amt. of Annuities.
即時 Immediate Annuities.	48.87	50.57	51.13	49.43	100.00	100.00
据置一時拂 Deferred Annuities under the Single Premium Plan.	59.30	55.01	40.70	44.99	100.00	100.00
据置分割拂 Deferred Annuities under the Instalment Premium Plan.	63.99	63.81	36.01	36.19	100.00	100.00
計 Total.	59.92	59.20	40.08	40.80	100.00	100.00

現在契約百分比
Policies in Force as at the End
Fiscal Year (1934-5).

(ロ) 据置年金二於ケル年金支拂開始年齢別割合

(B) PERCENTAGES OF ANNUITY-COMMENCING AGES.

種別 Description.	五十歳支拂開始 Annuities Commencing at Age 50		五十五歳支拂開始 Annuities Commencing at Age 55		六十歳支拂開始 Annuities Commencing at Age 60		六十五歳支拂開始 Annuities Commencing at Age 65		計 Total.	
	件数 Number.	年金額 Amt. of Annuities.	件数 Number.	年金額 Amt. of Annuities.	件数 Number.	年金額 Amt. of Annuities.	件数 Number.	年金額 Amt. of Annuities.	件数 Number.	年金額 Amt. of Annuities.
据置一時拂 Deferred Annuities under the Single Premium Plan.	53.24	72.11	15.29	14.15	11.42	7.45	20.05	6.29	100.00	100.00
据置分割拂 Deferred Annuities under the Instalment Premium Plan.	48.44	51.85	19.95	20.20	12.76	12.32	18.85	15.63	100.00	100.00
計 Total.	51.45	60.25	17.02	17.69	11.92	10.30	19.61	11.76	100.00	100.00

金拂込期間別割合

PREMIUM-PAYING-PERIODS OF
THE INSTALMENT PREMIUM PLAN.

種別 Description.	十歳支拂開始 Annuities Commencing at Age 10				六十五歳支拂開始 Annuities Commencing at Age 65				計 Total.					
	十年拂込 10 Year Payment.	十五年拂込 15 Year Payment.	二十年拂込 20 Year Payment.	計 Total.	全期拂込 Ordinary.	十年拂込 10 Year Payment.	十五年拂込 15 Year Payment.	二十年拂込 20 Year Payment.	計 Total.	全期拂込 Ordinary.	十年拂込 10 Year Payment.	十五年拂込 15 Year Payment.	二十年拂込 20 Year Payment.	計 Total.
十年拂込 10 Year Payment.	.45	.15	.08	10.89	66.14	.15	—	.53	66.82	94.67	3.23	.67	1.43	100.00
十五年拂込 15 Year Payment.	.77	.51	.87	12.79	17.01	.34	.25	.63	18.23	77.39	12.14	5.20	5.27	100.00
二十年拂込 20 Year Payment.	.77	.51	.85	12.76	17.63	.34	.25	.63	18.85	77.60	12.03	5.15	5.22	100.00

(ホ) 年金額別割合

(E) PERCENTAGES SPECIFIED INTO AMOUNT OF ANNUITY.

種別 Description.	五十圓 未 滿 Under 50 Yen.	百圓未 滿 Under 100 Yen.	百五十圓 未 滿 Under 150 Yen.	二百圓 未 滿 Under 200 Yen.	三百圓 未 滿 Under 300 Yen.	五百圓 未 滿 Under 500 Yen.	千圓未 滿 Under 1,000 Yen.	二千圓 未 滿 Under 2,000 Yen.	二千圓 以 上 Above 2,000 Yen.	計 Total.
	即時 Immediate Annuities.	43.28	17.79	27.48	1.45	4.95	2.77	1.54	.63	.11
据置一時拂 Deferred Annuities under the Single Premium Plan.	69.40	9.35	15.35	.55	2.48	1.49	.96	.36	.06	100.00
据置分割拂 Deferred Annuities under the Instalment Premium Plan.	10.78	.62	77.84	1.69	5.38	2.17	1.17	.31	.04	100.00
計 Total.	47.19	7.19	37.57	1.02	3.69	1.83	1.08	.37	.06	100.00

收支計算累年比較表

(郵便年金特別會計)

Comparison of Revenue Accounts for the Last Five Years.

(Special Account for the Post Office Life Annuities Business).

第十五表
Table No. XV.

種 別 Description.	收 入 Incomes.				
	昭和九年度 1924.5.	昭和八年度 1923.4.	昭和七年度 1922.3.	昭和六年度 1921.2.	昭和五年度 1920.1.
	円 Yen	円 Yen	円 Yen	円 Yen	円 Yen
前年度末積立金 Annuities Fund as at the End of the Previous Fiscal Year.	69,029,314.934	54,912,818.430	44,107,111.374	35,538,349.472	26,521,263.120
收 入 掛 金 Premium Received.	12,515,299.370	14,163,499.240	11,451,613.860	9,347,614.970	9,784,358.420
運 用 收 入 Interests.	3,897,857.300	3,780,427.764	2,817,216.046	2,248,248.992	1,742,687.622
雜 收 入 Others.	11,818.480	22,320.500	7,096.970	5,860.670	4,958.130
計 Total.	85,454,290.084	72,879,065.934	58,383,038.250	47,140,074.104	38,053,287.292
種 別 Description.	支 出 Outgoes.				
	昭和九年度 1924.5.	昭和八年度 1923.4.	昭和七年度 1922.3.	昭和六年度 1921.2.	昭和五年度 1920.1.
	円 Yen	円 Yen	円 Yen	円 Yen	円 Yen
事 業 費 Business Expenses.	407,739.030	395,897.630	390,242.270	338,245.090	386,175.610
支 拂 年 金 Payment of Annuities.	2,436,259.710	2,040,032.750	1,557,596.150	1,208,613.480	860,836.400
返 還 金 Return of Purchase Money.	1,518,579.140	1,413,820.620	1,522,381.400	1,486,104.160	1,267,905.810
年 度 末 積 立 金 Annuities Fund at the End of the Fiscal Year.	81,091,712.204	69,029,314.934	54,912,818.430	44,107,111.374	35,538,349.472
計 Total.	85,454,290.084	72,879,065.934	58,383,038.250	47,140,074.104	38,053,287.292

積立金運用状況

第十六表
Table No. XVI.

Condition of Investment of the Annuity Fund.

昭和九年度末現在
As at the End of
March, 1935.

種 別 Kind of Investment.	金 額 Amount.
	円 Yen
公 共 貸 付 額 Loans for Public Welfare Enterprises.	932,376.680
帝 國 政 府 公 債 證 券 放 資 額 National Bonds.	23,418,556.170
地 方 債 證 券 放 資 額 Local Public Bonds.	38,331,817.160
年 金 契 約 者 等 ニ 對 ス ル 貸 付 額 Loans on Policies.	1,058,106.950
預 金 部 預 金 額 Deposit at the Deposit Section of Treasury.	5,288,457.974
現 金 Cash.	—
計 Total.	69,029,314.934

備考 一、昭和九年度末積立金總額ハ 81,091,712.円 20銭 4厘 ナルモ右ハ同年度收支決算ノ關係上昭和十年五月末ニ於テ始メテ積立金トシテ運用シ得ルニ至ルモノナルヲ以テ本表ニハ昭和八年度末積立金ニ依リ計上セリ。

二、本表中「公共貸付額」ハ地方自治團體ニ對スル貸付ナリ。

Note:- 1. The total amount of the fund at the end of the present fiscal year, i.e., the year ending 31 March, 1935 is 81,091,712 yen 20 sen 4 rin which sum, however, does not appear in the above table; the reason is that as the settlement of the account of the Treasury is usually completed in May of next fiscal year, the amount to be availed as investment up to the end of the present fiscal year is applied with that at the end of the preceding fiscal year.

2. The above-mentioned Loans for Public Welfare Enterprises are advanced on loan exclusively to the Local Self-Governments.

積立金各年度末現在貸付状況
Loans of Annuity-Fund, Specifying the Kinds of Public Welfare Enterprises.

第十七表
Table No. XVII.

Table with 6 columns: 貸付種別 (Kinds of Enterprises), 昭和九年度末現在 (Fiscal Year 1934), 昭和八年度末現在 (Fiscal Year 1933), 昭和七年度末現在 (Fiscal Year 1932), 昭和六年度末現在 (Fiscal Year 1931), 昭和五年度末現在 (Fiscal Year 1930). Rows include Civil Engineering Works, River Improvement Works, Harbour Improvement Works, etc.

備考 本表中昭和九年度末現在額(契約者貸付を除く)が第二編第十六表ノ公共貸付額ト吻合セザルハ本表現在額ハ出納官更ノ資金繰替ノ上貸付済ノモノニシテ未積立金ヲ以テ決済セザル金額 34,800,000 ヲ加算シ、又借主ヨリ繰込済ニ係ル償還金 83,573,916 ヲ減算シ、未積立金ニ戻入スルニ至ラザルモノ之ヲ控除セル額ヲ計上セル爲ナリ。
Note: The total amount of Loans (except the Loans on Policies) at the end of the Fiscal Year 1934-5, viz., the total Loans for Public Welfare Enterprises in the above table slightly differs from the same in the foregoing table (Table No. XVI); the reason is that the above table shows only condition of Loans before settlement of accounts for the fiscal year, including some Provisional Receipts and Disbursements of Fund by the Accounting Official.

貸付事業別積立金需給状況
Loans Allotted to the Amount Applied for, Specifying the Enterprises.

第十八表
Table No. XVIII.

Table with 11 columns: 貸付種別 (Kinds of Enterprises), 昭和九年度 (Fiscal Year 1934), 昭和八年度 (Fiscal Year 1933), 昭和七年度 (Fiscal Year 1932), 昭和六年度 (Fiscal Year 1931), 昭和五年度 (Fiscal Year 1930). Each year column has sub-columns for 申込額 (Amount applied for) and 供給額 (Amount allotted to). Rows include Public Middle Schools, Civil Engineering Works, Water Utilization Works, etc.

備考 本表中供給額ハ借入申込ニ對シ貸付ヲ承諾シタル額ヲ示ス。
Note: In the above table "the Amount allotted to" means the amount that was complied with giving loans to "the Amount applied for."

積立金府縣別公共事業貸付狀況

Loans for Public Welfare Enterprises, Specifying Prefectures. 昭和九年度末現在
As at the End of March, 1935.

第十九表
Table No. XIX.

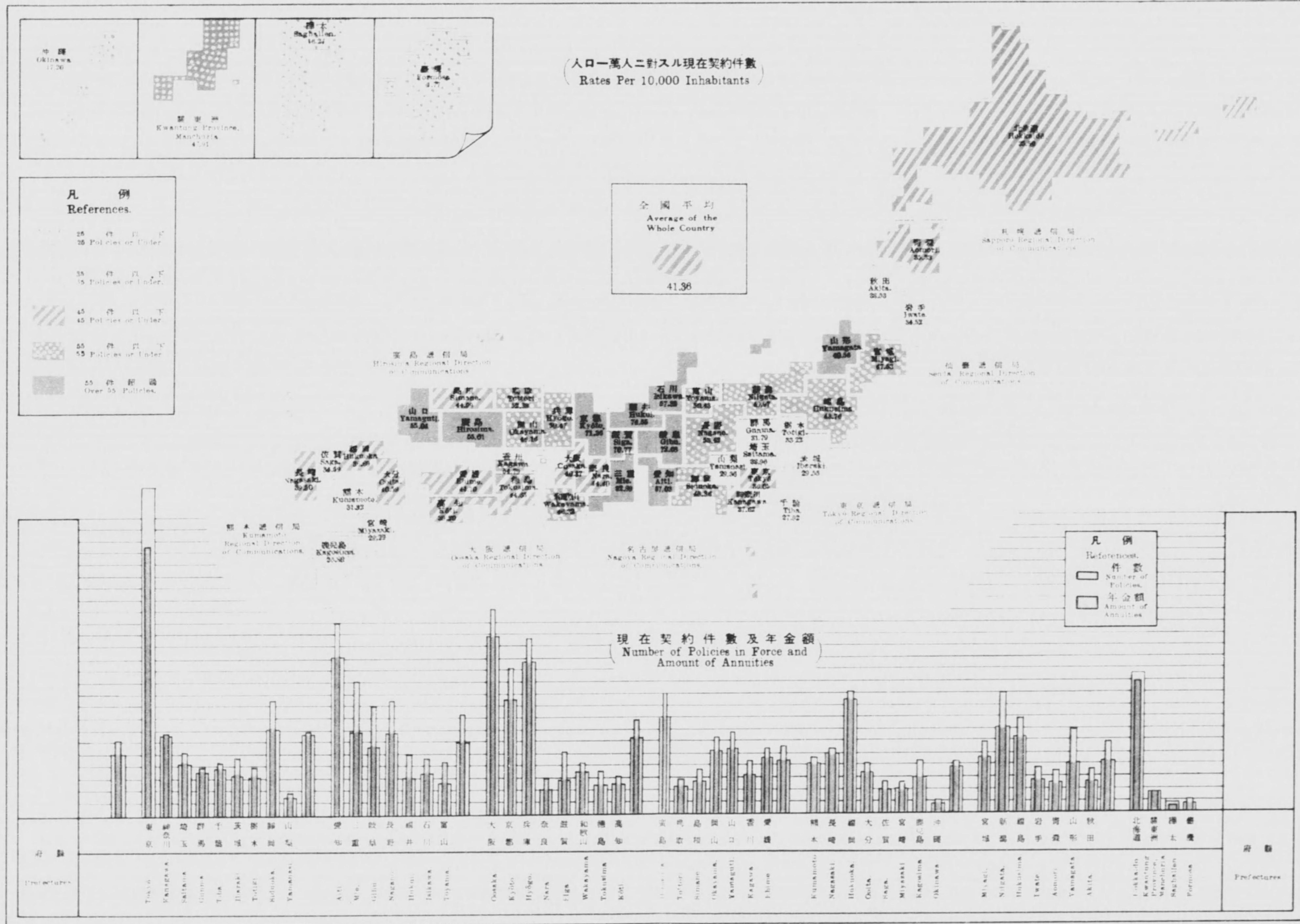
逓信局 Regional Direction of Communications.	府 縣 Prefectures.	公 共 貸 付 額 Amount of Loans Granted.
東京逓信局 Tokyo Regional Direction of Communications.	神奈川縣 KANAGAWA.	43,538.30
	山梨縣 YAMANASHI.	6,884.38
	計 Total.	50,422.68
名古屋逓信局 Nagoya Regional Direction of Communications.	岐阜縣 Gifu.	3,649.38
	福井縣 FUKUI.	26,987.58
	計 Total.	30,636.96
広島逓信局 Hiroshima Regional Direction of Communications.	山口縣 YAMAGUCHI.	108,925.02
熊本逓信局 Kumamoto Regional Direction of Communications.	熊本縣 KUMAMOTO.	86,592.44
	大分縣 OOTA.	26,023.17
	宮崎縣 MIYAZAKI.	45,311.30
	沖縄縣 OKINAWA.	20,000.00
	計 Total.	177,926.91
仙臺逓信局 Sendai Regional Direction of Communications.	宮城縣 MIYAGI.	90,010.87
	新潟縣 NIGATA.	1,685.35
	計 Total.	91,696.22
逓信局 Beyond the Above Dc.	外 臺 FORMOSA.	423,995.73
合 計 Total.		883,603.52


備考 本表ノ公共貸付額カ第二編第十六表公共貸付額ト物合セサルハ第二編第十七表ノ備考ト同一ノ理由ニ依ルモノナリ。
Note- The reason why the grand total of the above table does not coincide with the amount of the Loans for Public Welfare Enterprises in the Table No. XVI, Part II, is due to the same fact noted under the Table No. XVII, Part II.

昭和九年度末現在契約分布圖

Distribution of Policies in Force as at the End of the Fiscal Year 1934-5.

第一圖
Diagram No. I

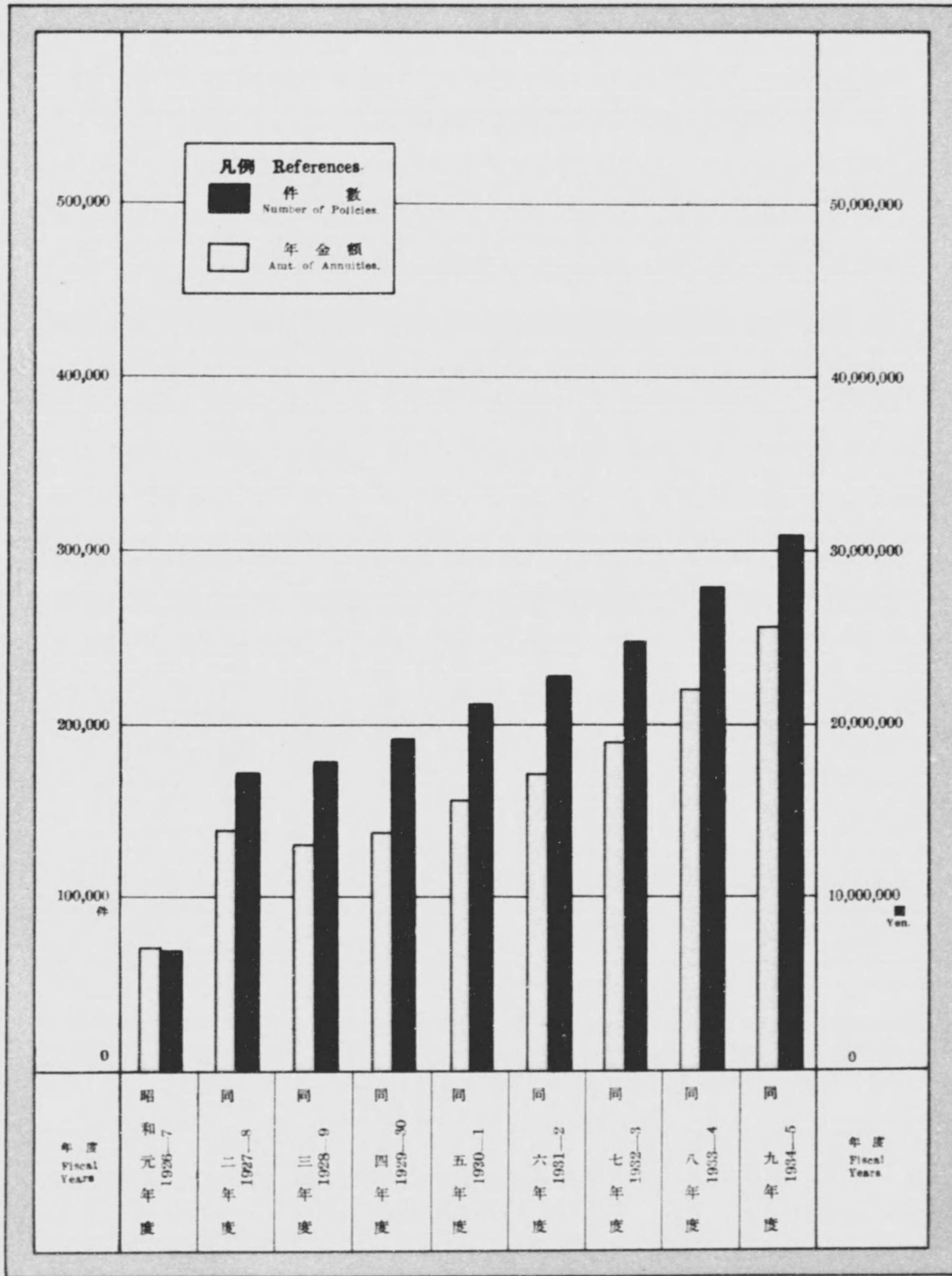




年度末現在契約高累年比較圖

Policies in Force at each End of Successive Fiscal Years, Represented for Comparison.

第二圖
Diagram No. II

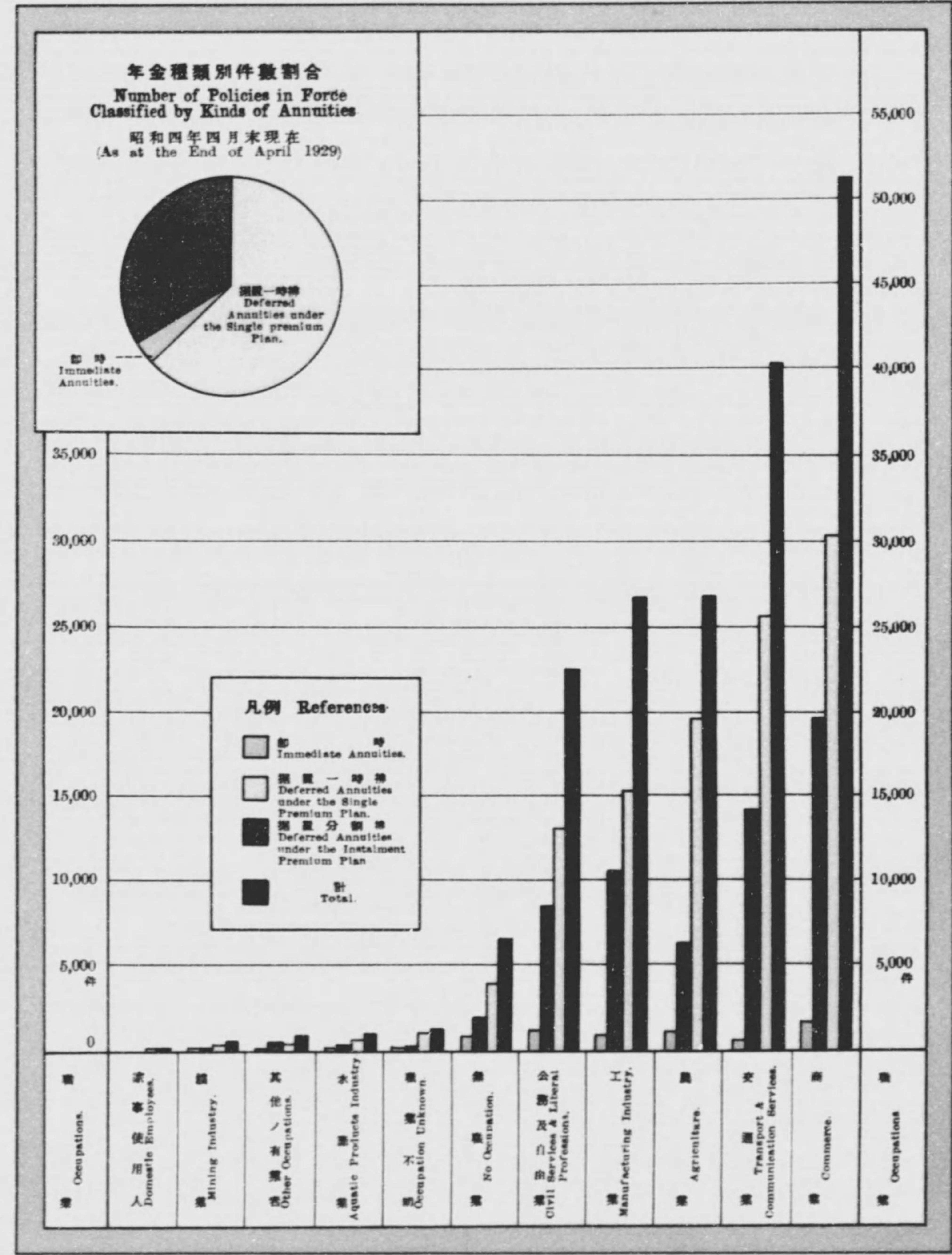


年金受取人職業別件數一覽圖

Classification of Policies by Occupations of the Annuitants

第三圖
Diagram No. III

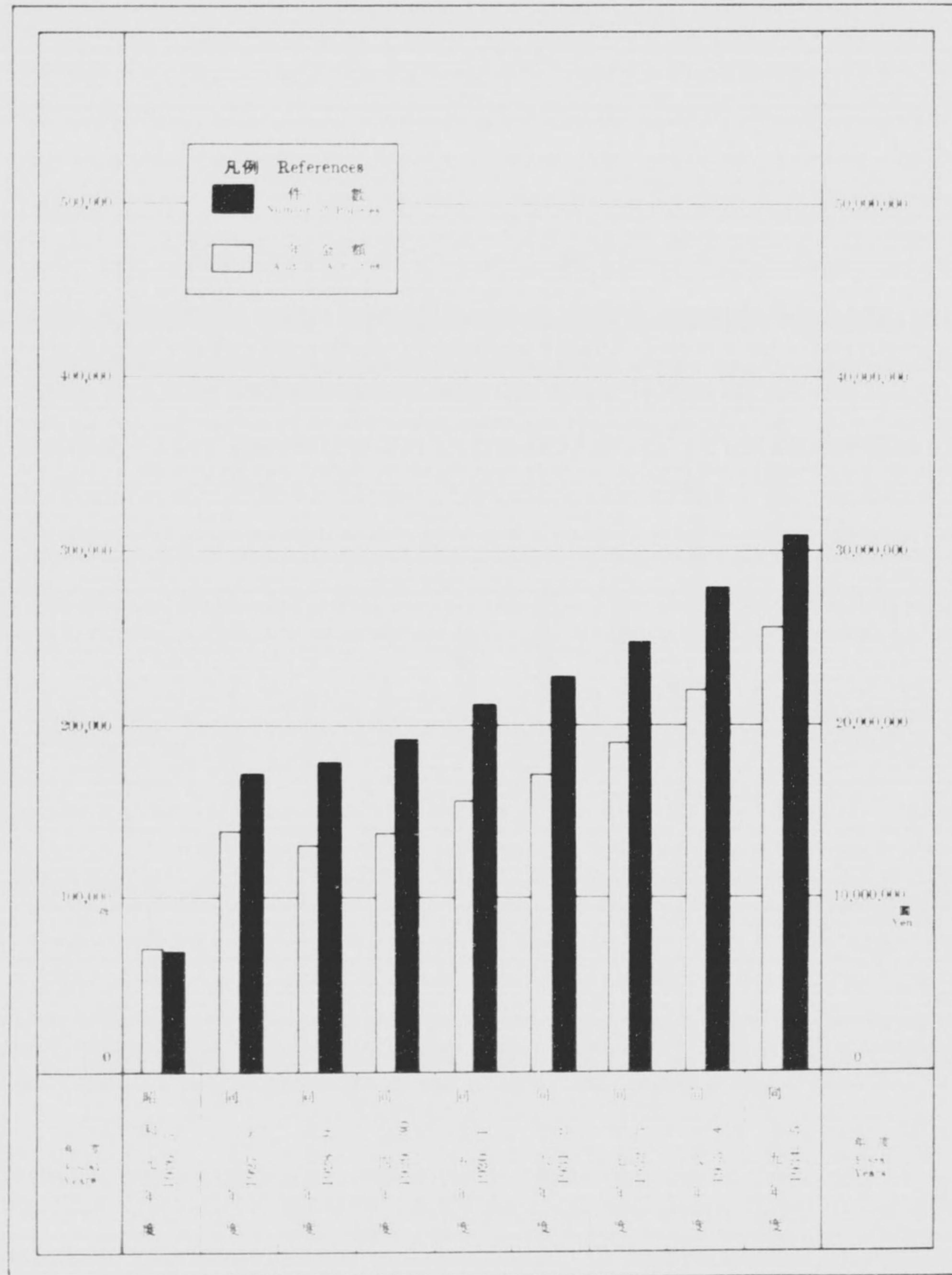
昭和四年四月末現在
(As at the End of April 1929)



年度末現在契約高累年比較圖

Policies in Force at each End of Successive Fiscal Years, Represented for Comparison

第二圖
Diagram No. II

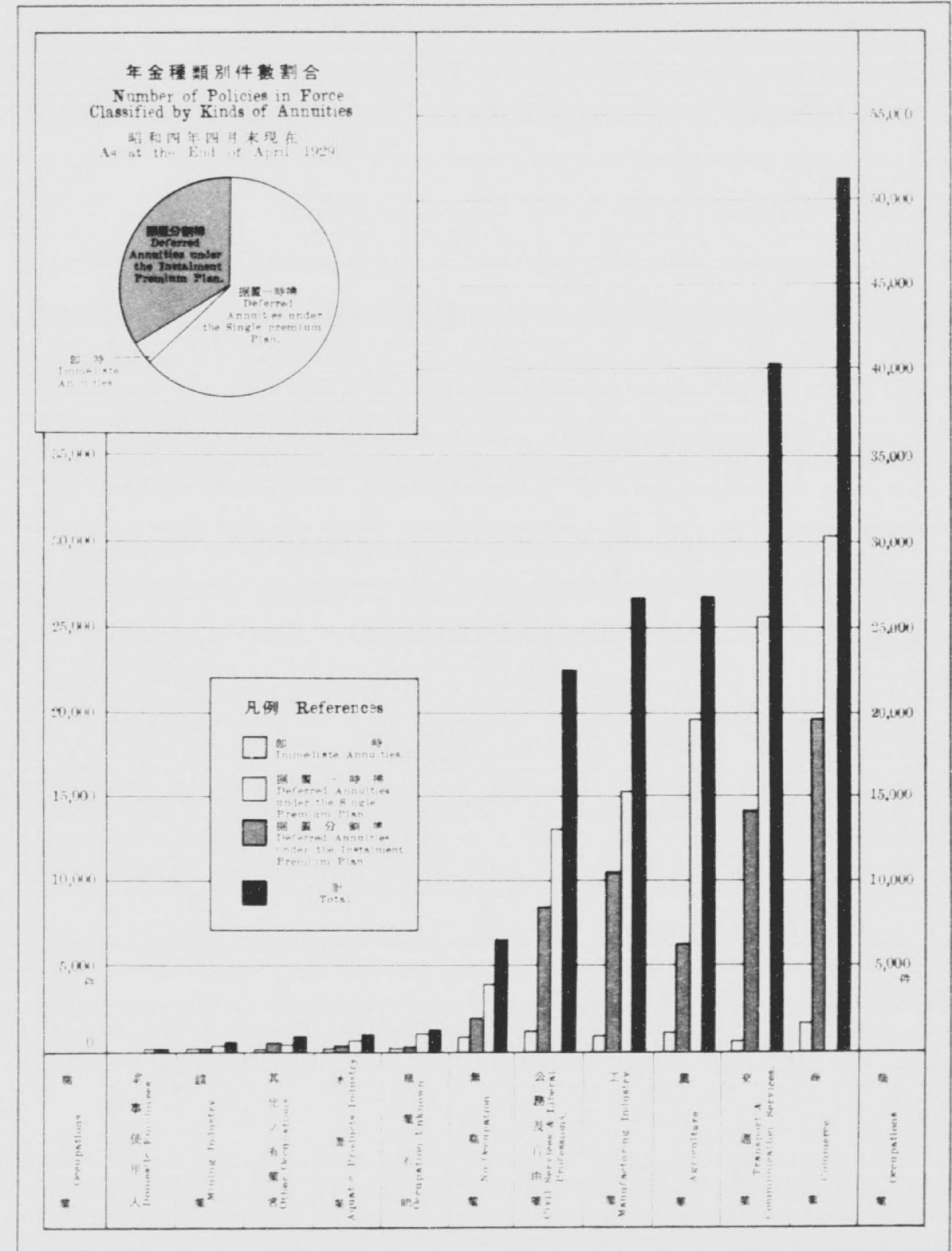


年金受取人職業別件數一覽圖

Classification of Policies by Occupations of the Annuitants

第三圖
Diagram No. III

昭和四年四月末現在
(As at the End of April 1929)



簡易生命保險死亡生殘表
 The Mortality Table, Adopted as a Basis of
 Calculations for The Post Office Life Insurance.

附錄第一表
 APPENDIX Table No. I.

年 齡	生 殘 數	死 亡 數	死 亡 率	年 齡	生 殘 數	死 亡 數	死 亡 率
Age.	Number Living.	Number Dying.	Probability of Dying.	Age.	Number Living.	Number Dying.	Probability of Dying.
0	100,000	18,823	.188230	51	45,098	1,021	.022640
1	81,177	3,591	.044237	52	44,077	1,063	.024117
2	77,586	2,412	.031088	53	43,014	1,105	.025689
3	75,174	1,534	.020406	54	41,909	1,151	.027464
4	73,640	989	.013430	55	40,758	1,197	.029368
5	72,651	686	.009442				
6	71,965	505	.007017	56	39,561	1,246	.031496
7	71,460	407	.005695	57	38,315	1,295	.033799
8	71,053	351	.004940	58	37,020	1,345	.036332
9	70,702	309	.004370	59	35,675	1,394	.039075
10	70,393	280	.003978	60	34,281	1,442	.042064
11	70,113	266	.003794	61	32,839	1,489	.045342
12	69,847	266	.003808	62	31,350	1,533	.048900
13	69,581	296	.004254	63	29,817	1,573	.052755
14	69,285	344	.004965	64	28,244	1,609	.056968
15	68,941	393	.005701	65	26,635	1,637	.061460
16	68,548	453	.006609	66	24,998	1,656	.066245
17	68,095	517	.007592	67	23,342	1,667	.071416
18	67,578	578	.008553	68	21,675	1,668	.076955
19	67,000	628	.009373	69	20,007	1,659	.082921
20	66,372	661	.009959	70	18,348	1,639	.089329
21	65,711	678	.010318	71	16,709	1,608	.096236
22	65,033	681	.010472	72	15,101	1,566	.103702
23	64,352	672	.010443	73	13,535	1,510	.111563
24	63,680	654	.010270	74	12,025	1,441	.119834
25	63,026	634	.010059	75	10,584	1,365	.12897
26	62,392	612	.009809	76	9,219	1,281	.13895
27	61,780	593	.009599	77	7,938	1,188	.14966
28	61,187	579	.009463	78	6,750	1,088	.16119
29	60,608	571	.009421	79	5,662	983	.17361
30	60,037	567	.009444	80	4,679	875	.18701
31	59,470	567	.009534	81	3,804	766	.20137
32	58,903	571	.009694	82	3,038	659	.21692
33	58,332	577	.009892	83	2,379	556	.23371
34	57,755	586	.010146	84	1,823	459	.25178
35	57,169	596	.010425	85	1,364	370	.27126
36	56,573	608	.010747	86	994	290	.29175
37	55,965	623	.011132	87	704	221	.31392
38	55,342	638	.011528	88	483	164	.33954
39	54,704	656	.011992	89	319	116	.36364
40	54,048	675	.012489	90	203	80	.39409
41	53,373	696	.013040	91	123	52	.42276
42	52,677	719	.013649	92	71	32	.45070
43	51,958	744	.014319	93	39	19	.48718
44	51,214	773	.015094	94	20	11	.55000
45	50,441	804	.015939	95	9	5	.55556
46	49,637	836	.016842	96	4	2	.50000
47	48,801	871	.017848	97	2	1	.50000
48	47,930	907	.018923	98	1	1	1.00000
49	47,023	944	.020075				
50	46,079	981	.021290				

附錄第二表
APPENDIX Table No. II

成人保險
Sums to be Insured
for a Monthly

種別 Age	總身保				壽				
	Whole Life Policies				Endowment Policies				
	終身拂込	十年拂込	十五年拂込	二十年拂込	十年滿期	十五年滿期	二十年滿期	二十五年滿期	三十年滿期
12	62.2	26.6	35.5	42.3	10.8	16.8	14.4	23.2	16.3
13	60.3	25.9	34.5	41.2	10.7	16.7	14.3	23.0	16.2
14	58.6	25.3	33.6	40.1	10.7	16.6	14.2	22.8	16.0
15	56.9	24.6	32.8	39.2	10.6	16.5	14.1	22.7	15.9
16	55.4	24.1	32.1	38.3	10.6	16.4	14.0	22.5	15.8
17	54.1	23.6	31.4	37.5	10.5	16.4	13.9	22.4	15.7
18	52.8	23.1	30.8	36.8	10.5	16.3	13.9	22.3	15.6
19	51.7	22.7	30.3	36.2	10.5	16.3	13.8	22.3	15.6
20	50.7	22.4	29.9	35.7	10.5	16.3	13.8	22.2	15.5
21	49.7	22.1	29.5	35.2	10.5	16.3	13.8	22.2	15.5
22	48.8	21.8	29.1	34.8	10.5	16.3	13.8	22.2	15.5
23	47.9	21.5	28.7	34.3	10.5	16.3	13.8	22.2	15.5
24	46.9	21.3	28.4	33.8	10.5	16.3	13.8	22.2	15.5
25	45.9	21.0	28.0	33.4	10.5	16.3	13.8	22.2	15.5
26	44.9	20.6	27.5	32.8	10.5	16.3	13.8	22.2	15.5
27	43.8	20.3	27.1	32.3	10.5	16.3	13.8	22.1	15.4
28	42.7	20.0	26.6	31.7	10.5	16.2	13.8	22.0	15.4
29	41.6	19.6	26.1	31.1	10.5	16.2	13.7	21.9	15.3
30	40.4	19.2	25.6	30.5	10.5	16.2	13.7	21.9	15.3
31	39.3	18.8	25.1	29.8	10.5	16.1	13.7	21.8	15.2
32	38.1	18.5	24.6	29.2	10.5	16.1	13.6	21.6	15.1
33	36.9	18.1	24.0	28.5	10.4	16.0	13.6	21.5	15.0
34	35.7	17.7	23.5	27.9	10.4	16.0	13.5	21.3	14.9
35	34.6	17.3	23.0	27.2	10.4	15.9	13.4	21.1	14.8
36	33.4	17.0	22.5	26.5	10.4	15.8	13.3	21.0	14.6
37	32.3	16.6	21.9	25.9	10.3	15.7	13.2	20.7	14.5
38	31.2	16.2	21.4	25.2	10.3	15.6	13.1	20.5	14.3
39	30.1	15.8	20.9	24.6	10.3	15.5	13.0	20.3	14.2
40	29.0	15.5	20.4	23.9	10.2	15.3	12.9	20.0	14.0
41	27.9	15.1	19.9	23.3	10.2	15.2	12.8	19.7	13.8
42	26.9	14.8	19.4	22.6	10.1	15.1	12.7	19.4	13.6
43	25.9	14.4	18.9	22.0	10.1	14.9	12.5	19.1	13.4
44	24.9	14.1	18.4	21.3	10.0	14.8	12.4	18.8	13.2
45	23.9	13.7	17.9	20.7	9.9	14.6	12.2	18.4	13.0
46	22.9	13.4	17.4	20.0	9.9	14.4	12.1	18.1	12.8
47	22.0	13.1	16.9	19.4	9.8	14.2	11.9	17.7	12.6
48	21.1	12.7	16.4	18.8	9.7	14.0	11.7	17.3	12.4
49	20.2	12.4	15.9	18.2	9.6	13.8	11.5	16.9	12.2
50	19.3	12.1	15.5	17.5	9.5	13.5	11.3	16.4	12.0
51	18.5	11.8	15.0	16.9	9.4	13.3	11.1	16.0	11.8
52	17.7	11.5	14.5	16.3	9.3	13.0	10.9	15.6	11.6
53	16.9	11.2	14.1	15.7	9.2	12.7	10.7	15.2	11.4
54	16.1	10.8	13.6	15.1	9.1	12.4	10.5	14.8	11.2
55	15.3	10.5	13.1	14.5	8.9	12.1	10.3	14.4	11.0
56	14.6	10.2	12.7	13.9	8.8	11.8	10.1	14.0	10.8
57	13.9	9.9	12.2	13.3	8.7	11.5	9.9	13.6	10.6
58	13.2	9.6	11.7	12.8	8.5	11.2	9.7	13.2	10.4
59	12.6	9.3	11.3	12.2	8.3	10.9	9.5	12.8	10.2
60	12.0	9.0	10.8	11.6	8.2	10.6	9.3	12.4	10.0

金額表
under the Adult Policies
Premium of 10° Sen.

保險料月額十圓ノ場合

年滿期	Endowment Policies									
	三十年滿期		三十五年滿期			四十年滿期			四十五年滿期	
	十年拂込	二十年拂込	十年拂込	二十年拂込	三十五年拂込	十年拂込	二十年拂込	四十年拂込	四十五年拂込	
25	29.7	18.3	29.3	36.2	20.2	32.3	42.3	22.0	35.1	47.9
30	29.4	18.1	29.0	35.8	19.9	31.9	41.7	21.6	34.6	47.2
35	29.2	17.9	28.7	35.4	19.7	31.5	41.2	21.3	34.1	46.4
40	28.9	17.7	28.4	35.0	19.5	31.2	40.7	21.1	33.6	45.7
45	28.7	17.6	28.2	34.7	19.3	30.8	40.2	20.8	33.2	45.1
50	28.5	17.5	28.0	34.4	19.1	30.6	39.8	20.6	32.8	44.6
55	28.4	17.4	27.8	34.2	19.0	30.3	39.5	20.4	32.5	44.1
60	28.3	17.3	27.7	34.0	18.9	30.2	39.2	20.2	32.3	43.7
65	28.2	17.2	27.6	33.9	18.8	30.0	39.0	20.1	32.1	43.3
70	28.2	17.2	27.6	33.8	18.7	29.9	38.8	20.0	31.9	43.0
75	28.1	17.2	27.5	33.7	18.7	29.9	38.6	19.9	31.8	42.6
80	28.1	17.2	27.5	33.6	18.6	29.8	38.4	19.8	31.6	42.3
85	28.1	17.1	27.4	33.5	18.6	29.6	38.2	19.7	31.4	41.9
90	28.0	17.1	27.4	33.3	18.5	29.5	37.9	19.5	31.2	41.4
95	27.9	17.0	27.3	33.1	18.4	29.3	37.5	19.4	30.9	40.9
100	27.8	17.0	27.1	32.9	18.3	29.1	37.1	19.2	30.6	40.3
105	27.7	16.9	26.9	32.6	18.1	28.8	36.7	19.0	30.2	39.6
110	27.5	16.8	26.7	32.3	17.9	28.5	36.2	18.8	29.8	38.9
115	27.3	16.7	26.5	31.9	17.8	28.2	35.6	18.5	29.4	38.1
120	27.0	16.5	26.2	31.5	17.6	27.8	35.0	18.4	29.1	37.4
125	26.8	16.4	25.9	31.1	17.3	27.4	34.3	18.1	28.7	36.7
130	26.5	16.2	25.6	30.6	17.1	27.0	33.6	17.9	28.4	36.0
135	26.2	16.0	25.3	30.1	16.9	26.6	32.9	17.7	28.1	35.3
140	25.8	15.8	24.9	29.6	16.6	26.1	32.2	17.5	27.8	34.6
145	25.5	15.6	24.5	29.0	16.4	25.7	31.5	17.3	27.4	33.9
150	25.1	15.4	24.1	28.4	16.2	25.3	30.8	17.1	27.0	33.2
155	24.7	15.2	23.7	27.8	16.0	25.0	30.1	16.9	26.6	32.5
160	24.3	15.0	23.3	27.1	15.8	24.6	29.4	16.7	26.2	31.8
165	23.8	14.8	22.8	26.5	15.6	24.2	28.7	16.5	25.8	31.1
170	23.3	14.6	22.3	25.8	15.4	23.8	28.0	16.3	25.4	30.4
175	22.8	14.4	21.8	25.1	15.2	23.4	27.3	16.1	25.0	29.7
180	22.3	14.2	21.3	24.4	15.0	23.0	26.6	15.9	24.6	29.0
185	21.8	14.0	20.8	23.7	14.8	22.6	25.9	15.7	24.2	28.3
190	21.2	13.8	20.3	23.0	14.6	22.2	25.2	15.5	23.8	27.6
195	20.7	13.6	19.8	22.3	14.4	21.8	24.5	15.3	23.4	26.9
200	20.2	13.4	19.3	21.6	14.2	21.4	23.8	15.1	23.0	26.2
205	19.7	13.2	18.8	20.9	14.0	21.0	23.1	14.9	22.6	25.5
210	19.2	13.0	18.3	20.2	13.8	20.6	22.4	14.7	22.2	24.8
215	18.7	12.8	17.8	19.5	13.6	20.2	21.7	14.5	21.8	24.1
220	18.2	12.6	17.3	18.8	13.4	19.8	21.0	14.3	21.4	23.4
225	17.7	12.4	16.8	18.1	13.2	19.4	20.3	14.1	21.0	22.7
230	17.2	12.2	16.3	17.4	13.0	19.0	19.6	13.9	20.6	22.0
235	16.7	12.0	15.8	16.7	12.8	18.6	18.9	13.7	20.2	21.3
240	16.2	11.8	15.3	16.0	12.6	18.2	18.2	13.5	19.8	20.6
245	15.7	11.6	14.8	15.3	12.4	17.8	17.5	13.3	19.4	19.9
250	15.2	11.4	14.3	14.6	12.2	17.4	16.8	13.1	19.0	19.2
255	14.7	11.2	13.8	13.9	12.0	17.0	16.1	12.9	18.6	18.5
260	14.2	11.0	13.3	13.2	11.8	16.6	15.4	12.7	18.2	17.8
265	13.7	10.8	12.8	12.5	11.6	16.2	14.7	12.5	17.8	17.1
270	13.2	10.6	12.3	11.8	11.4	15.8	14.0	12.3	17.4	16.4
275	12.7	10.4	11.8	11.1	11.2	15.4	13.3	12.1	17.0	15.7
280	12.2	10.2	11.3	10.4	11.0	15.0	12.6	11.9	16.6	15.0
285	11.7	10.0	10.8	9.7	10.8	14.6	11.9	11.7	16.2	14.3
290	11.2	9.8	10.3	9.0	10.6	14.2	11.2	11.5	15.8	13.6
295	10.7	9.6	9.8	8.3	10.4	13.8	10.5	11.3	15.4	12.9
300	10.2	9.4	9.3	7.6	10.2	13.4	9.8	11.1	15.0	12.2
305	9.7	9.2	8.8	6.9	10.0	1				

小 兒 保 險
Sums to be Insured

(イ) 保険料月額一圓ニ對スル保険金額

(A) SUMS INSURED FOR A MONTHLY PREMIUM OF 1 YEN.

十五年満期小兒保險 15 Year Endowment.												
契約申込 當時ノ年齢 Ages at Entry.	満 期 保 險 金 額 Sums Insured, Payable at Maturity.	被 保 險 者 死 亡 ノ 場 合 ニ 支 拂 フ ベ キ 保 險 金 額 Sums Insured, Payable at the Time of Death.										
		四歳未満 Under 4 Years.	五歳未満 Under 5 Years.	六歳未満 Under 6 Years.	七歳未満 Under 7 Years.	八歳未満 Under 8 Years.	九歳未満 Under 9 Years.	十歳未満 Under 10 Years.	十一歳未満 Under 11 Years.	十二歳未満 Under 12 Years.	十二歳以上 Over 12 Years.	
3	190	60	80	100	120	140	160	180	190	190	190	
4	190	60	80	100	120	140	160	180	190	190	190	
5	190	—	80	100	120	140	160	180	190	190	190	
6	190	—	—	100	120	140	160	180	190	190	190	
7	190	—	—	—	120	140	160	180	190	190	190	
8	190	—	—	—	—	140	160	180	190	190	190	
9	190	—	—	—	—	—	160	180	190	190	190	
10	188	—	—	—	—	—	—	180	188	188	188	
11	188	—	—	—	—	—	—	—	188	188	188	
12	186	—	—	—	—	—	—	—	—	186	186	

二十年満期小兒保險 20 Year Endowment.												
契約申込 當時ノ年齢 Ages at Entry.	満 期 保 險 金 額 Sums Insured, Payable at Maturity.	被 保 險 者 死 亡 ノ 場 合 ニ 支 拂 フ ベ キ 保 險 金 額 Sums Insured, Payable at the Time of Death.										
		四歳未満 Under 4 Years.	五歳未満 Under 5 Years.	六歳未満 Under 6 Years.	七歳未満 Under 7 Years.	八歳未満 Under 8 Years.	九歳未満 Under 9 Years.	十歳未満 Under 10 Years.	十一歳未満 Under 11 Years.	十二歳未満 Under 12 Years.	十二歳以上 Over 12 Years.	
3	276	60	80	100	120	140	160	180	200	200	276	
4	276	60	80	100	120	140	160	180	200	200	276	
5	274	—	80	100	120	140	160	180	200	200	274	
6	274	—	—	100	120	140	160	180	200	200	274	
7	272	—	—	—	120	140	160	180	200	200	272	
8	270	—	—	—	—	140	160	180	200	200	270	
9	268	—	—	—	—	—	160	180	200	200	268	
10	266	—	—	—	—	—	—	180	200	200	266	
11	264	—	—	—	—	—	—	—	200	200	264	
12	260	—	—	—	—	—	—	—	—	200	260	

備 考 1. 保険料月額五十銭ニ對スル保険金額ハ一圓ニ對スルモノノ二分ノトス。
 2. 「被保險者死亡ノ場合ニ支拂フベキ保険金額」欄ニ於ケル年齢ハ被保險者ノ死亡年齢ヲ示シ満年ヲ以テ算出スルモノトス。
 Note:- 1. Sums insured for a monthly premium of 50 sen may be found by multiplying the figures in the Table (A) by 1/2.
 2. The ages in the column "Sums Insured, Payable at the Time of Death" denote the Ages of the insured at the time of their deaths.

金 額 表
under the Infantile Policies.

(ロ) 保険料月額三十銭ニ對スル保険金額

(B) SUMS INSURED FOR A MONTHLY PREMIUM OF 30 SEN.

十五年満期小兒保險 15 Year Endowment.												
契約申込 當時ノ年齢 Ages at Entry.	満 期 保 險 金 額 Sums Insured, Payable at Maturity.	被 保 險 者 死 亡 ノ 場 合 ニ 支 拂 フ ベ キ 保 險 金 額 Sums Insured, Payable at the Time of Death.										
		四歳未満 Under 4 Years.	五歳未満 Under 5 Years.	六歳未満 Under 6 Years.	七歳未満 Under 7 Years.	八歳未満 Under 8 Years.	九歳未満 Under 9 Years.	十歳未満 Under 10 Years.	十一歳未満 Under 11 Years.	十二歳未満 Under 12 Years.	十二歳以上 Over 12 Years.	
3	56	25	30	40	50	56	56	56	56	56	56	
4	56	25	30	40	50	56	56	56	56	56	56	
5	56	—	30	40	50	56	56	56	56	56	56	
6	56	—	—	40	50	56	56	56	56	56	56	
7	56	—	—	—	50	56	56	56	56	56	56	
8	56	—	—	—	—	56	56	56	56	56	56	
9	56	—	—	—	—	—	56	56	56	56	56	
10	56	—	—	—	—	—	—	56	56	56	56	
11	56	—	—	—	—	—	—	—	56	56	56	
12	56	—	—	—	—	—	—	—	—	56	56	

二十年満期小兒保險 20 Year Endowment.												
契約申込 當時ノ年齢 Ages at Entry.	満 期 保 險 金 額 Sums Insured, Payable at Maturity.	被 保 險 者 死 亡 ノ 場 合 ニ 支 拂 フ ベ キ 保 險 金 額 Sums Insured, Payable at the Time of Death.										
		四歳未満 Under 4 Years.	五歳未満 Under 5 Years.	六歳未満 Under 6 Years.	七歳未満 Under 7 Years.	八歳未満 Under 8 Years.	九歳未満 Under 9 Years.	十歳未満 Under 10 Years.	十一歳未満 Under 11 Years.	十二歳未満 Under 12 Years.	十二歳以上 Over 12 Years.	
3	81	25	30	40	50	60	70	80	81	81	81	
4	81	25	30	40	50	60	70	80	81	81	81	
5	81	—	30	40	50	60	70	80	81	81	81	
6	81	—	—	40	50	60	70	80	81	81	81	
7	81	—	—	—	50	60	70	80	81	81	81	
8	80	—	—	—	—	60	70	80	80	80	80	
9	80	—	—	—	—	—	70	80	80	80	80	
10	79	—	—	—	—	—	—	79	79	79	79	
11	79	—	—	—	—	—	—	—	79	79	79	
12	78	—	—	—	—	—	—	—	—	78	78	

which are computed from the full anniversary day of birth.

附錄第四表
APPENDIX. Table No. IV.

郵便年金
The Mortality Table, Adopted as a Basis
(男子) (Males) (For the Post Office)

年齡	生殘數	死亡數	死亡率	年齡	生殘數	死亡數	死亡率
Age	Number Living	Number Dying	Probability of Dying	Age	Number Living	Number Dying	Probability of Dying
0	100,000	12,549	.125490	51	59,160	893	.015095
1	87,451	2,579	.029491	52	58,267	936	.016064
2	84,872	1,759	.020725	53	57,331	982	.017129
3	83,113	1,130	.013596	54	56,349	1,031	.018297
4	81,983	734	.008953	55	55,318	1,083	.019578
5	81,249	512	.006302				
6	80,737	378	.004682	56	54,235	1,138	.020983
7	80,359	305	.003795	57	53,097	1,196	.022525
8	80,054	264	.003298	58	51,901	1,257	.024219
9	79,790	232	.002908	59	50,644	1,319	.026045
10	79,558	211	.002652	60	49,325	1,383	.028009
11	79,347	201	.002533	61	47,942	1,449	.030224
12	79,146	201	.002540	62	46,493	1,515	.032586
13	78,945	224	.002837	63	44,978	1,582	.035173
14	78,721	261	.003316	64	43,396	1,648	.037976
15	78,460	298	.003798	65	41,748	1,710	.040960
16	78,162	345	.004414	66	40,038	1,769	.044183
17	77,817	394	.005063	67	38,269	1,822	.047610
18	77,423	442	.005709	68	36,447	1,870	.051307
19	76,981	481	.006248	69	34,577	1,911	.055268
20	76,500	508	.006641	70	32,666	1,946	.059573
21	75,992	523	.006882	71	30,720	1,971	.064160
22	75,469	526	.006970	72	28,749	1,987	.069115
23	74,943	522	.006965	73	26,762	1,990	.074359
24	74,421	510	.006853	74	24,772	1,979	.079889
25	73,911	495	.006697	75	22,793	1,960	.085691
26	73,416	480	.006538	76	20,833	1,930	.092641
27	72,936	467	.006403	77	18,903	1,886	.099773
28	72,469	457	.006306	78	17,017	1,828	.10742
29	72,012	452	.006277	79	15,189	1,758	.11574
30	71,560	451	.006302	80	13,431	1,674	.12464
31	71,109	452	.006356	81	11,757	1,578	.13422
32	70,657	457	.006468	82	10,179	1,471	.14451
33	70,200	463	.006595	83	8,708	1,356	.15572
34	69,737	471	.006754	84	7,352	1,233	.16771
35	69,266	482	.006959	85	6,119	1,105	.18059
36	68,784	493	.007167	86	5,014	976	.19465
37	68,291	506	.007409	87	4,038	846	.20951
38	67,785	521	.007686	88	3,192	720	.22556
39	67,264	538	.007998	89	2,472	601	.24312
40	66,726	555	.008318	90	1,871	490	.26189
41	66,171	575	.008690	91	1,381	389	.28168
42	65,596	597	.009101	92	992	301	.30343
43	64,999	621	.009554	93	691	226	.32706
44	64,378	648	.010066	94	465	164	.35269
45	63,730	677	.010623	95	301	114	.37874
46	63,053	708	.011229	96	187	76	.40642
47	62,345	742	.011902	97	111	49	.44144
48	61,603	777	.012613	98	62	29	.46774
49	60,826	814	.013382	99	33	17	.51515
50	60,012	852	.014197	100	16	9	.56250
				101	7	4	.57143
				102	3	2	.66667
				103	1	1	1.00000

死亡生殘表
of Calculation for Males and Females.
Life Annuities.)

(女子) (Females)

年齡	生殘數	死亡數	死亡率	年齡	生殘數	死亡數	死亡率
Age	Number Living	Number Dying	Probability of Dying	Age	Number Living	Number Dying	Probability of Dying
0	100,000	9,864	.098640	51	62,686	640	.010210
1	90,136	2,270	.025184	52	62,046	671	.010815
2	87,866	1,600	.018210	53	61,375	703	.011454
3	86,266	1,046	.012125	54	60,672	739	.012180
4	85,220	697	.008179	55	59,933	777	.012964
5	84,523	479	.005667				
6	84,044	351	.004176	56	59,156	819	.013845
7	83,693	282	.003369	57	58,337	865	.014828
8	83,411	246	.002949	58	57,472	916	.015938
9	83,165	228	.002742	59	56,555	971	.017169
10	82,937	219	.002641	60	55,585	1,031	.018548
11	82,718	223	.002696	61	54,554	1,096	.020090
12	82,495	243	.002946	62	53,458	1,164	.021774
13	82,252	277	.003368	63	52,294	1,236	.023636
14	81,975	319	.003891	64	51,058	1,311	.025677
15	81,656	365	.004470	65	49,747	1,388	.027901
16	81,291	412	.005068	66	48,359	1,468	.030356
17	80,879	456	.005638	67	46,891	1,548	.033013
18	80,423	493	.006130	68	45,343	1,628	.035904
19	79,930	520	.006506	69	43,715	1,708	.039071
20	79,410	536	.006750	70	42,007	1,785	.042493
21	78,874	544	.006897	71	40,222	1,860	.046243
22	78,330	545	.006958	72	38,362	1,929	.050284
23	77,785	542	.006968	73	36,433	1,992	.054676
24	77,243	538	.006965	74	34,441	2,048	.059464
25	76,705	533	.006949	75	32,393	2,086	.064397
26	76,172	528	.006932	76	30,307	2,114	.069753
27	75,644	524	.006927	77	28,193	2,129	.075515
28	75,120	521	.006936	78	26,064	2,133	.081837
29	74,599	519	.006957	79	23,931	2,121	.088630
30	74,080	518	.006992	80	21,810	2,095	.096057
31	73,562	518	.007042	81	19,715	2,051	.10403
32	73,044	520	.007119	82	17,664	1,989	.11260
33	72,524	523	.007211	83	15,675	1,913	.12204
34	72,001	528	.007333	84	13,762	1,819	.13218
35	71,473	534	.007471	85	11,943	1,710	.14318
36	70,939	540	.007612	86	10,233	1,587	.15509
37	70,399	545	.007742	87	8,646	1,452	.16794
38	69,854	548	.007845	88	7,194	1,308	.18182
39	69,306	549	.007921	89	5,886	1,159	.19691
40	68,757	548	.007970	90	4,727	1,009	.21345
41	68,209	544	.007975	91	3,718	859	.23104
42	67,665	539	.007966	92	2,859	716	.25044
43	67,126	533	.007940	93	2,143	581	.27112
44	66,593	530	.007959	94	1,562	459	.29385
45	66,063	531	.008038	95	1,103	351	.31822
46	65,532	537	.008194	96	752	259	.34441
47	64,995	548	.008431	97	493	184	.37323
48	64,447	564	.008751	98	309	125	.40453
49	63,883	586	.009173	99	184	81	.44022
50	63,297	611	.009653	100	103	49	.47573
				101	54	28	.51852
				102	26	14	.53846
				103	12	7	.58333
				104	5	3	.60000
				105	2	1	.50000
				106	1	1	1.00000

「据置年金」

附錄第五表 APPENDIX Table No. V.

Deferred Life Annuity Premiums,

Table with columns for age (年齢), sex (性別), and annuity start age (元金). It is divided into four sections: 五十歳支拂開始, 五十五歳支拂開始, 六十歳支拂開始, and 六十五歳支拂開始. Each section has sub-columns for Males (男子) and Females (女子).

備考 本表ハ昭和八年十月一日改正(豫定利率年四分二厘五毛)ノモノニ依ル。 Note:- The above is subject to the revision (interest at the rate of 4.25 per cent. per annum) of the table effected at the beginning of October 1933.

一時拂掛金表

Payable in a Single Sum.

年金年額百圓ニ對スル場合 (Unit of ¥ 100 Annuity)

Table with columns for age (年齢), sex (性別), and annuity start age (元金). It is divided into four sections: 五十歳支拂開始, 五十五歳支拂開始, 六十歳支拂開始, and 六十五歳支拂開始. Each section has sub-columns for Males (男子) and Females (女子).

附錄第六表 APPENDIX Table No. VI

(男子) (Males.)

「据置年金」 Deferred Life Annuity Premiums, (Without Return of Purchase Money.)

Table with columns for age (年齢), description (種別), and payment periods (全期, 十年, 十五年, 二十年) for four different start ages (五十歳, 五十五歳, 六十歳, 六十五歳).

備考 1. 本表ハ昭和九年十月一日改正(豫定利率年四分)ノモノニ依ル。 2. 半年掛金額ハ年掛金額ニ其ノ百分ノ二ヲ加ヘタルモノヲ二分シタル額トシ、三箇月掛金額ハ年掛金額ニ其ノ百分ノ三ヲ加ヘタルモノヲ四分シタル額トス。

年掛掛金表 Payable Annually by Instalments, (Without Return of Purchase Money.)

(女子) (Females.)

年金額百圓ニ對スル場合 (Cost of ¥ 100 Annuity)

Table with columns for age (年齢), description (種別), and payment periods (全期, 十年, 十五年, 二十年) for four different start ages (五十歳, 五十五歳, 六十歳, 六十五歳).

ノヲ四分シタル額トス。 1. The above is subject to the revision (interest at the rate of 4 per cent. per annum) of the table effected at the beginning of October 1934. 2. Premiums for the half yearly Payment may be found by multiplying the above by 1.01/2 and, for the quarterly payment, by multiplying the same by 1.01/4.

附錄第六表

APPENDIX. Table No. VI.

(男) 子 (Males.)

(續) 「据置年金」 (元金) (Continued) Deferred Life Annuity Premiums, (With Return of

Table with columns for age (年齢), premium type (種別), and payment periods (全期, 10年, 15年, 20年) for various commencement ages (五十歳, 五十五歳, 六十歳, 六十五歳).

備考 1. 本表ハ昭和九年十月一日改正(豫定利率年四分)ノモノニ依ル。 2. 半年掛金額ハ年掛金額ニ其ノ百分ノ二ヲ加ヘタルモノヲ二分シタル額トシ、三箇月掛金額ハ年掛金額ニ其ノ百分ノ三ヲ加ヘタルモノヲ四分シタル額トス。

年掛掛金表

Payable Annually by Instalments. Purchase Money.)

(女) 子 (Females.)

年金年額百圓ニ對スル場合 (Cost of ¥100 Annuity.)

Table with columns for age (年齢), premium type (種別), and payment periods (全期, 10年, 15年, 20年) for various commencement ages (五十歳, 五十五歳, 六十歳, 六十五歳).

ノヲ四分シタル額トス。 October 1934. multiplying the same by 1.02/4.

「即時年金」一時拂掛金表
附 錄 第 七 表 Immediate Life Annuity Premiums,
APPENDIX Table No. VII. Payable in a Single Sum. 年金年額百圓ニ對スル場合
 (Cost of ¥100 Annuity)

種 別 Description	元 金 掛 棄 Without Return of Purchase Money.		元 金 留 保 With Return of Purchase Money.	
	男 Males	女 Females	男 Males	女 Females
年 齡 Age	円 Yen	円 Yen	円 Yen	円 Yen
40	1,626.66	1,737.28	1,758.44	1,853.32
41	1,602.92	1,718.54	1,738.50	1,834.83
42	1,578.54	1,698.78	1,718.07	1,815.62
43	1,553.49	1,678.16	1,697.16	1,796.11
44	1,527.90	1,656.28	1,676.03	1,775.92
45	1,501.74	1,633.31	1,654.48	1,755.21
46	1,475.06	1,609.44	1,632.49	1,734.10
47	1,447.87	1,584.54	1,610.11	1,712.37
48	1,420.20	1,558.76	1,587.54	1,690.31
49	1,392.05	1,532.16	1,564.69	1,667.83
50	1,363.42	1,504.85	1,541.42	1,644.90
51	1,334.31	1,476.84	1,517.79	1,621.42
52	1,304.77	1,448.20	1,493.93	1,597.59
53	1,274.79	1,418.95	1,470.04	1,573.58
54	1,244.43	1,389.02	1,445.81	1,549.08
55	1,213.72	1,358.53	1,421.20	1,524.16
56	1,182.71	1,327.41	1,396.44	1,498.92
57	1,151.47	1,295.77	1,371.87	1,473.70
58	1,120.05	1,263.59	1,347.00	1,448.04
59	1,088.50	1,231.01	1,321.75	1,422.01
60	1,056.85	1,198.05	1,296.48	1,395.85
61	1,025.18	1,164.78	1,271.56	1,369.81
62	993.53	1,131.30	1,246.32	1,343.46
63	962.01	1,097.65	1,220.85	1,316.76
64	930.63	1,063.90	1,195.34	1,290.16
65	899.46	1,030.13	1,170.34	1,263.71
66	868.54	996.35	1,145.07	1,236.92
67	837.93	962.69	1,119.49	1,209.83
68	807.57	929.18	1,093.98	1,183.36
69	777.57	895.89	1,069.27	1,156.81
70	747.96	862.88	1,044.33	1,129.97
71	718.73	830.18	1,018.88	1,102.76
72	689.90	797.50	993.63	1,076.82
73	661.61	766.04	969.58	1,050.54
74	633.71	734.70	944.99	1,023.75
75	606.24	703.99	920.16	997.39
76	579.22	673.69	895.57	971.88
77	552.80	643.86	872.48	946.08
78	526.95	614.56	848.88	919.72
79	501.71	585.89	824.93	894.05
80	477.09	557.77	800.89	869.66

備 考 本表ハ昭和八年十月一日改正(豫定利率年四分二厘五毛)ノモノニ依ル。
 Note:- The above is subject to the revision (interest at the rate of 4.25 per cent. per annum) of the table effected at the beginning of October 1933.

昭和十一年二月七日印刷

昭和十一年二月八日發行

簡 易 保 險 局

東京市麹町區九段一丁目四番地

印 刷 者 所 國 松

東京市麹町區九段一丁目四番地

印 刷 所 文 雅 堂 印 刷 所

電話九段(33) 1452番
1453番



14.4
497

