



**1982-83
Basketball**

Wichita State University

QUICK FACTS

Location	Wichita, KS 67208
Enrollment	17,000
Conference	Missouri Valley
Nickname	Shockers
Colors	Black and Yellow
Arena (Capacity)	Henry Levitt (10,666)
President	Dr. Clark Ahlberg
Athletic Director	Ted C. Bredehoff
Assistant Athletic Director	Kim Moses-Stevens
Assistant Athletic Director	Kathryn Bunnell
Business Manager	Don Schilling
Director of Ticket Sales	Margie Dersi
Sports Information Director	Kevin Weiberg
Assistant Sports Information Director	Susan Wolcott
S.I.D. Phone	(316) 689-3265
Head Coach	Gene Smithson (5th year, 80-39)
Coach's Phone	(316) 689-3252
Assistant Coaches	Rick Shore and Jeff Jones
Head Trainer	Doug Vandersee
Student Manager	Byrd Milic
1981-82 Record	23-6
1981-82 Conference Record	12-4 (1 st 2 nd)
Lettermen Returning	4
Lettermen Lost	5
Starters Returning	2
Starters Lost	3

CONTENTS

1982-83 Season Outlook	2-4
Head Coach Gene Smithson	6
Assistant Coach Jeff Jones	8
Assistant Coach Rick Shore	9
Assistant Coach Randy Smithson	10
Shocker Player Profiles	12-21
Team Photo	22
1982-83 Opponents	24-43
WSU Rosters	44-45
Series Scores Against 1982-83 Opponents	46
All-Time Record Against Opponents	48
1981-82 Game-By-Game Review	49-55
WSU 1981-82 Final Statistics	56-58
Missouri Valley Conference Information	59-63
MVC 1981-82 Final Statistics	63-66
WSU Records and Awards	68-71
Season Results Since Joining the Valley	72-75
Year-By-Year Season Log	76
Henry Levitt Arena	78
Wichita State University Feature	80
Shocker Athletic Staff Directory	82
Guide to Primary Media Outlets	84
Covering Shocker Basketball	85
Radio & TV Broadcasts	86
1982-83 MVC Composite Schedule	87-88
1982-83 Shocker Basketball Schedule	IBC

CREDITS

This book written, compiled and edited by the Wichita State University sports information staff, Kevin Weiberg / director, Susan Wolcott / assistant director, Larry Gray / graduate intern, Mary Lou Calhoun / secretary. Special thanks to Larry Gray for his writing and editing assistance. Photography by Wichita State University Media Resources, Dan Moore Photography and Brad Booton and Crew Photography.

**Antoine Carr (35)
has been tabbed a
pre-season All-American.**



WICHITA STATE UNIVERSITY 1982-83 BASKETBALL OUTLOOK

The loss of five players from last year's 23-6 team has Wichita State University basketball coach Gene Smithson calling the 1982-83 season a "rebuilding year."

"We're going to be thin up front," Smithson said. "We're not going to have the depth that we've had in years past, and we're going to have to solve the rebounding problem. I'm a little bit apprehensive about that."

Smithson's apprehension stems from the fact that the five players gone from the 1981-82 team (starters Cliff Levingston, Jay Jackson and Tony Martin and frequently used reserves Greg Dreiling and Mike Jones) accounted for about 63 per cent of the team's rebounding.

"We're going to have to be a different kind of team than people have seen since I've been at Wichita State," continued Smithson. "We'll be a very quick team this year, and we're going to have to concentrate a great deal on the defensive part of the game as well as the transition game."

THE RETURNEES

Smithson says, "Antoine Carr and Aubrey Sherrod will have to carry a heavy load for us." Carr and Sherrod, both starters a year ago, are the nucleus around which the 1982-83 squad will be built.

At 6-foot-9, 225 pounds, Carr has the size and power to be a dominant inside player, and he's an excellent outside shooter who can surprise opponents with his range. Last year, he averaged 16 points a game while connecting on 56.6 per cent of his field goal attempts and 79.1 per cent of his free throws. All three figures were tops on the 1981-82 Shocker team. Carr should be a major factor again this year if he is able to recover from a stress fracture of the right shin-bone that caused him to miss about four weeks of practice.

Defensively, the pre-season all-American is an intimidator who's led the Missouri Valley Conference in blocked shots for two straight years. Last year, he blocked 54 shots in 28 games while earning first-team all-MVC honors and an honorable mention all-America nod.

Carr's importance to the Shockers will be magnified this season because of the club's lack of rebounding strength. "I'm hoping he (Carr) becomes a tremendous dominant rebounder," Smithson said. Carr averaged seven rebounds a game last year and his career average is 6.8. "Antoine knows that he's going to have to be one of the main thrusts on the backboard," said Smithson. "I think we'll see him improving his rebounding stats."

Additional frontline strength will be provided by 6-7 sophomore forward Xavier McDaniel. McDaniel had an impressive freshman season playing in 28 games and averaging 5.8 points and 3.7 rebounds. He had a season-high 17 points against West Texas State and a season-best rebound effort of 12 against Cincinnati. Other frontline returnees are 6-10 Yugoslavian Zarko Durisic and 6-4 Cedric Phillips.

The Shockers need a strong year from Durisic who showed improvement last year as a sophomore. He averaged only 1.4 points and 1.2 rebounds in 18 games last season. Phillips was used less frequently in 1981-82 playing in nine games and scoring only six points.

For leadership at guard, the Shockers will look to 6-4 sophomore Aubrey Sherrod, a freshman All-America in 1981-82. Last season, Sherrod averaged 11 points a game and was second on the team in assists (85) and steals (39). The left-handed shooter is deadly from the 15-20 foot range and canned over 50 per cent of his field goal attempts as a freshman. Veteran James Gibbs, a senior, will compete for the starting spot at point guard. Gibbs played in all 29 games last year and averaged 2.8 points and 2.2 assists per game. The final backcourt returnee is 6-foot-5 sophomore Karl Papke, coming off a redshirt year. Papke separated a shoulder in a pick-up game in September of 1981 and saw action in only three early-season games last year before seeking a hardship ruling. As a freshman, he played in 25 games and averaged 1.6 points a contest. Papke will probably be relied on as a swingman in 1982-83, alternating between guard and forward.

THE LOSSES

Five players, three starters and two frequently used reserves, are gone from the 1981-82 squad. The greatest loss was on the frontline, where starters Cliff Levingston and Jay Jackson, along with reserve Greg Dreiling, had provided much

Xavier McDaniel (23) performed well as a freshman last season. He is expected to start on the frontline this season and provide strength to the Shockers' inside game.





of the Shocker's rebounding strength. Livingston averaged 13.9 points and a team-best 10.2 rebounds a game last year before deciding to enter the NBA hardship draft. He was a first-round draft pick of the Detroit Pistons. Jackson, who completed his eligibility in 1981-82, averaged 4.6 points and 4.0 rebounds a game.

The 7-foot-1 Dreiling started 10 of Wichita State's 29 games last year and averaged 8.1 points and 4.2 rebounds before transferring to the University of Kansas. His decision to transfer came in mid-May and was especially critical because the Shockers had not recruited a big man.

Mike Jones, who completed his eligibility in 1981-82, split time between forward and guard last season, averaging three points and 1.7 rebounds a game in that role. In the backcourt, the Shocks also lost starter Tony Martin who graduated. Martin averaged 11.5 points a game and led the team in assists with 152 and steals with 47.

THE NEWCOMERS

Two guards and a swingman comprise Wichita State's 1982 recruiting effort. The three, 6-3 Bernard Jackson, 6-2 Gary Cundiff and 6-5 Gilbert Wilburn, are all freshmen and could all contribute to Wichita State's 1982-83 success.

Jackson will compete for the starting spot at point guard, as will the 6-2 Cundiff. Jackson was the Chicago Sun-Times newspaper area high school Player of the Year last season at Phillips High School. He averaged 26.7 points a game at Phillips, and Smithson says he also likes the quick guard's defensive potential.

Cundiff averaged 14.5 points and seven rebounds a game for DeSoto (Mo.) High School. "He's a very gifted athlete," Smithson said. "Being a coach's son, he's been around the game all his life and I think a team needs that kind of potential leader."

The Shockers will probably look to the 6-5 Wilburn to provide depth at both guard and forward. A left-handed shooter, he averaged 23 points a game last year for Banning High School in the suburban Los Angeles area.

In addition to the three freshmen, Smithson says he will probably institute a walk-on program this year for the first time since he has been at Wichita State. "We'll be looking for some help on the frontline," he said. "I like to work with 12 or 13 players on the roster."

SUMMARY

Wichita State will need strong performances from forward Antoine Carr and guard Aubrey Sherrad if the Shocks are going to gain their third consecutive 20-win season. This will be a young Wichita State team with three freshmen and four sophomores joining three seniors. Some young players must mature rapidly if the Shockers are to overcome an obvious lack of frontline depth. Still, WSU has the nucleus to make a run at the MVC title in this final year of sanctions imposed as part of a three-year NCAA probation.

A vintage advertisement featuring four men in suits. One man is seated on a white block in the foreground, while three others stand behind him. The man on the left wears a light-colored checkered blazer and dark trousers. The man in the center background wears a brown suit. The man on the right wears a dark suit and light-colored trousers. The seated man wears a light blue blazer and dark trousers. The background is a gradient of purple and blue. The text 'Shocker® Coaches' is printed in white in the lower-left corner.

**Shocker[®]
Coaches**

HEAD COACH GENE SMITHSON



In four seasons at Wichita State University, head basketball coach Gene Smithson has built a record that few of his peers have been able to match.

Smithson, 43, has guided the Shockers to an 80-39 record in four seasons. That's a winning percentage of .672, the fourth-best winning percentage in school history. And last year, Smithson became the first coach in WSU history to guide his team to back-to-back 20-win seasons.

After his first Wichita State squad (the 1978-79 team) finished 14-14, Smithson directed the Shockers to a 17-12 record in 1979-80 and a berth in the National Invitation Tournament (NIT). It was the third time one of his teams played in the NIT (two of his Illinois State teams made it). Then, in only his third season with the Shockers, Smithson guided the team to a Missouri Valley Conference (MVC) championship and a 26-7 record in 1980-81. The Shockers advanced all the way to college basketball's final eight before losing in the championship game of the NCAA Midwest Regional. Wichita State finished 23-6 in 1981-82, 12-4 and tied for second in the MVC and won its final seven games.

Before coming to WSU, Smithson compiled a 66-18 record in three seasons at Illinois State. His seven year collegiate coaching record is 146-57.

As a high school player at Paris (Ill.) High School, Smithson won all-State honors and later received little all-American notice during his collegiate career at North Central (Ill.). He graduated from North Central in 1961 with a double major in

**Gene Smithson
with wife Sandy
and daughter Raquel.**



biological science and physical education. In 1965 he received his master's degree in physical education from Indiana State University.

Before joining the staff at Illinois State, Smithson was noted for building winning programs in 10 years of coaching on the high school level at Argo, Oak Park and Rich East High Schools in the suburban Chicago area.

Smithson coaches and his teams play with a hard-nosed determination that is part of his MTXE (mental toughness xtra effort) philosophy. He is a staunch proponent of the fast break and pressure defense. His teams at Wichita State have all been aggressive defensive clubs that have usually ranked among the nation's top 20 in scoring.

Smithson and his wife Sandy have three children, Kim, Randy (a former Wichita State star and now an assistant coach), and Raquel.



SMITHSON'S YEAR-BY-YEAR COACHING RECORD

Year	School	Record	Pct.
1975-76	Illinois State	20-7	.741
1976-77	Illinois State	22-7	.759
1977-78	Illinois State	24-4	.857
1978-79	Wichita State	14-14	.500
1979-80	Wichita State	17-12	.586
1980-81	Wichita State	26-7	.788
1981-82	Wichita State	23-6	.793
SEVEN YEARS		146-57	.719

HIGHLIGHTS OF THE SMITHSON ERA AT WICHITA STATE

- Only head coach in Shockers history to guide team to back-to-back 20-win seasons, (26-7 in 1980-81 and 23-6 in 1981-82).
- His .672 winning percentage at Wichita State ranks fourth all-time in school history and is the best winning percentage in school history among modern-day head coaches (since 1946).
- Captured Wichita State's first Missouri Valley Conference championship in five seasons in 1980-81 guiding his club to a 26-7 final record, 12-4 in the Missouri Valley Conference.
- Directed Wichita State to only its fourth appearance in the NCAA tournament in 1981. The Shockers advanced all the way to college basketball's final eight, the finals of the Midwest Regional. Along the way, WSU scored its first-ever basketball victory over in-state rival the University of Kansas, 66-65.
- In only his second season at WSU, Smithson directed the Shockers to the National Invitation Tournament, only the fifth time in school history that the Shockers had been invited to the post-season classic.
- In four seasons, Smithson's teams have never finished lower than third in the Missouri Valley Conference and have compiled an impressive 41-23 record in conference contests, a .641 winning percentage.
- Has compiled a 58-10 homecourt record, an .853 winning percentage at Wichita's Henry Levitt Arena.

ASSISTANT COACH JEFF JONES



Recognized as one of the nation's top recruiters, Jeff Jones enters his fifth season as a Shocker assistant coach. The 29-year-old has been instrumental in bringing quality athletes to Wichita State.

Jones and Shocker head coach Gene Smithson first were associated when Jeff was a player and Gene an assistant coach at Illinois State. Jones was a 1975 graduate of Illinois State and served as a graduate assistant coach on Gene Smithson's first Illinois State squad, the 1975-76 team that finished 20-7.

A former all-state selection and honors student at Joliet (Ill.) Central High School, Jones played one season of college basketball at St. Louis University before transferring to Illinois State.

Jones was an assistant basketball coach at Anderson (Ind.) High School in 1976-77 and was also a history and sociology instructor. He has earned a master's degree in history from Illinois State.

Jeff is married and his wife's name is Maria.



Jeff Jones and
wife Maria.

ASSISTANT COACH RICK SHORE



Rick Shore, one of the driving forces behind Wichita State's basketball success in the last four years, is entering his fifth season as a Shocker assistant coach.

Actively involved with day-to-day coaching duties and an important aide in helping to develop the Shocker basketball schedule, Shore has been an integral part of the Wichita State basketball scene since joining Gene Smithson's staff after three years at Mt. Vernon (N.Y.) High School.

During his tenure at Mt. Vernon, Shore's teams posted records of 20-1, 18-5 and 26-0 for an overall record of 64-6, a winning percentage of .914. In his final season at Mt. Vernon, Shore's squad won the first state championship held in New York in 49 years.

The 38-year-old Shore is a 1965 graduate of Ithaca College with a bachelor's degree in physical education. He earned a master's degree in 1969 from Bridgeport (Conn.) College before entering the high school coaching ranks.

Rick and his wife Betty have three children: Brad, Daryl and Jennifer.



Rick Shore, wife Betty and children (left to right) Brad, Jennifer and Daryl.



PART-TIME ASSISTANT COACH RANDY SMITHSON



Former Shocker basketball star and son of head coach Gene Smithson, Randy Smithson joins the coaching staff this season as a part-time assistant coach.

The former Shocker floor leader, will have on-the-floor coaching responsibilities as well as some administrative duties.

In two seasons at Wichita State (1979-80 and 1980-81), Smithson started and played in 61 games. He averaged 12 points a game during his Shocker career and handed out 319 assists in two seasons. He was an eighth-round draft choice of the Kansas City Kings after the 1980-81 season.

Randy was commonly regarded as the Shocker's team leader during the 1979-80 and 1980-81 seasons and was voted the team's Most Inspirational Player by his teammates after both seasons.

Prior to coming to Wichita State, the 25-year-old Smithson was a standout player at Cowley County (Kan.) Community College and played one year for Gene Smithson at Illinois State. He was an all-state and prep all-America selection at Normal (Ill.) Community High School.

Randy and his wife Shauna have three children, Reggie and twins Sandy and Misty.




WSU's most inspirational player for both the 1979-80 and 1980-81 seasons, Randy Smithson was an eighth round draft choice of the Kansas City Kings.



Randy Smithson with wife Shauna, twins Sandy and Misty and son Reggie.

The
Shockers®



35 Antoine Carr

6-9 • 225 • Senior • Forward
Wichita, Kansas (Heights High School)



One of the top college basketball players in the country ... he has been selected a pre-season All-America by several publications ... was an Associated Press honorable mention All-America following the 1981-82 season ... his tremendous physical ability coupled with great natural talent has made him a dominant player ... in 1981-82 he led the Shockers in scoring (16.0), field goal percentage (.566), free throw percentage (.791) and blocked shots (54) ... his 54 blocked shots was also the best in the Missouri Valley Conference ... he also led the MVC in that category in 1980-81 with 65 ... in 28 games last year he averaged 1.93 blocked shots a game, 20th in the nation ... was a first team Associated Press and United Press International all Missouri Valley Conference selection last year ... he finished third in the Missouri Valley Conference in scoring (16.0) field goal percentage (.566) and free throw percentage (.791) in 1981-82 ... he averaged 18.4 points against conference opponents, tops in the MVC ... was a member of the United States National Team that

competed in the World Games in the summer of 1982 ... was the national team's leading rebounder and contributed 13.4 points a game ... his 35-point effort against Tulsa at Wichita last year was a single-game scoring high in the Missouri Valley Conference for 1981-82 and also was Carr's career high ... he was selected Honeywell Player of the Game for his performance in the NBC televised game versus Louisiana State last year ... received the Eagle-Beacon Most Valuable Player award and the Safelite Auto Glass Player of the Year award for the 1981-82 season ... Carr ranks sixth on Wichita State's all time scoring chart


CARR'S CAREER HIGHS

PTS: 35 vs Tulsa (2-6-82)
FG%: 100% (13 of 13) vs Abilene Christian (11-28-80)
REB: 13 vs Tulsa (2-16-81)
AST: 7 vs Northeast Louisiana (12-13-80)
STL: 4 vs Iona College (1-3-81)
BLK: 7 vs West Texas State (1-12-81)

entering the season with 1,414 points ... as a sophomore he was second on the team in both scoring and rebounding with 15.8 and 7.3 averages ... he was a second team all-MVC performer both his freshman and sophomore seasons ... was one of the nation's top recruited prep players after a great high school career at Wichita's Heights High School ... played in the McDonald's All-America High School game in the spring of 1979 ... he is the third eldest among four brothers and a sister ... Date of Birth: 7-23-61.

CARR'S STATISTICS

	G-GS	FG-FGA	PCT	FT-FTA	PCT	REB-AVG	PF-D	TP-AVG	MIN-AVG
1979-80 ...	29-29	178-355	.501	86-129	.667	171-5.9	109-9	442-15.2	818-28.2
MVC,	16-16	102-209	.488	54-79	.684	100-6.2	60-5	258-16.1	487-30.0
1980-81 ...	33-33	211-360	.586	101-132	.765	241-7.3	103-7	523-15.8	1030-31.2
MVC,	16-16	99-177	.559	46-59	.780	115-7.2	49-4	244-15.3	496-31.0
1981-82	28-25	179-316	.566	91-115	.791	196-7.0	100-8	449-16.0	785-28.0
MVC,	15-12	108-185	.584	60-68	.882	105-7.7	50-3	276-18.4	450-30.0
TOTALS	90-87	568-1031	.551	278-376	.739	610-6.8	312-24	1414-15.0	2633-29.0
MVC,	47-44	309-571	.541	160-206	.777	320-6.8	159-12	778-16.6	1433-30.5



50 Zarko Durisic

6-10 • 230 • Senior • Center

Titograd Yugoslavia

Junior



A member of the Yugoslavian Junior National team before enrolling at Wichita State in the fall of 1980 ... as a sophomore he played in 13 games and averaged 1.2 points a game ... he averaged five minutes of playing time last season in 18 games ... totaled 22 rebounds and 25 points ... has an excellent outside shooting touch ... could be an important part of the 1981-82 team ... Durisic will be looked to for frontline depth this year ... he returned to Yugoslavia this past summer and played for an amateur all-star team ... Date of Birth: 3-31-61



DURISIC'S CAREER HIGHS

PTS: 6 vs Pan American (12-19-81)
Hardin-Simmons (12-1-80)

FG%: 43% (3 of 7) vs
Pan American (12-19-81)

REB: 6 vs Drake (1-28-82)

AST: 2 vs Pan American (12-19-82)
Hardin-Simmons (12-1-80)

STL: 2 vs Drake (1-28-82)

BLK: 1 vs several teams

DURISIC'S STATISTICS

	G-GS	FG-FGA	PCT	FT-FTA	PCT	REB-AVG	PF-D	TP-AVG	MIN-AVG
1980-81 ...	13-0	5-13	.385	5-12	.417	11-0.8	12-0	15-1.2	46-3.5
MVC.....	4-0	1-4	.250	0-2	.000	4-1.0	6-0	2-0.5	12-3.0
1981-82 ...	18-0	8-24	.333	9-14	.643	22-1.2	18-0	25-1.4	89-5.0
MVC.....	9-0	0-8	.000	4-7	.571	14-1.6	8-0	4-0.4	43-5.0
TOTALS ..	31-0	13-37	.351	14-26	.538	33-1.1	30-0	40-1.3	135-4.0
MVC.....	13-0	1-12	.083	4-9	.444	18-1.4	14-0	6-0.5	55-4.2

3 James Gibbs

5-9 • 166 • Senior • Guard

Mt. Vernon, New York (Mt. Vernon High School)



Top reserve guard at the point position last two years ... played in all 29 games in 1981-82 ... he has appeared in 62 consecutive games for the Shockers ... teammates call him Bugs ... dished out 65 assists last season despite averaging only 12 minutes of playing time ... scored a career high 13 points against Cal State-Long Beach last year ... for 5-9, he has great jumping ability ... he can dunk the ball ... was an all-state selection at Mt. Vernon High School ... was coached his sophomore and junior seasons in high school by WSU assistant coach Rick Shore ... his high school team won two state championships during Shore's tenure ... Date of Birth: 12-18-60.



GIBBS' CAREER HIGHS

PTS: 13 vs Cal State Long Beach (12-8-81)
FG%: 100% vs Cal State Long Beach (12-8-81)
REB: 4 vs Indiana State (2-27-82)
AST: 7 vs Indiana State (2-27-82) Northeast Louisiana (12-13-80)
STL: 2 vs several teams
BLK: —

GIBBS' STATISTICS

	G-GS	FG-FGA	PCT	FT-FTA	PCT	REB-AVG	PF-D	TP-AVG	MIN-AVG
1979-80 ...	16-0	5-17	.294	4-7	.571	12-0.8	4-0	14-0.9	107-6.7
MVC.....	8-0	2-6	.333	2-5	.400	9-1.1	3-0	6-0.8	54-7.0
1980-81 ...	33-1	18-57	.316	13-25	.520	26-0.8	32-0	49-1.5	303-9.2
MVC.....	16-1	12-31	.387	9-13	.692	15-0.9	14-0	33-2.1	142-8.9
1981-82 ...	29-0	34-73	.466	14-19	.737	20-0.7	24-0	82-2.8	360-12.0
MVC.....	16-0	15-31	.484	7-9	.778	13-0.8	15-0	37-2.3	187-12.0
TOTALS ..	78-1	57-147	.388	31-51	.608	58-0.7	60-0	145-1.9	770-10.0
MVC.....	40-1	29-68	.426	18-27	.667	37-0.9	32-0	76-1.9	383-9.6

34 Xavier McDaniel

6-7 • 200 • Sophomore • Forward

Columbia, South Carolina (A.C. Flora High School)



Impressive as a freshman, McDaniel will probably be a starter in 1982-83 ... averaged 5.8 points and 3.7 rebounds ... almost exclusively as a reserve last year ... scored 17 points against West Texas State to spark a 73-72 Shocker victory in his first career start subbing for an injured Antoine Carr ... grabbed 12 rebounds in a game against Cincinnati, his career high ... good offensive rebounder ... his 1981-82 season total was third highest on the team in that category ... he averaged 23 points and 12 rebounds a game at A.C. Flora High School in Columbia ... his team won the South Carolina state class 3A championship in 1980-81 ... was the final high school athlete to sign a letter of intent with the Shockers prior to the 1981-82 season ... Date of Birth: 6-4-63.



McDANIEL'S CAREER HIGHS

PTS: 17 vs West Texas State (1-21-82)
FG%: 100% (6 of 6) vs Abilene Christian (11-27-81)
REB: 12 vs Cincinnati (12-5-81)
AST: 2 vs several teams
STL: 3 vs Abilene Christian (11-27-81) Drake (1-28-82)
BLK: 1 vs several teams

McDANIEL'S STATISTICS

	G-GS	FG-FGA	PCT	FT-FTA	PCT	REB-AVG	PF-D	TP-AVG	MIN-AVG
1981-82 ...	28-2	68-135	.504	27-43	.628	103-3.7	57-0	163-5.8	378-14.0
MVC.....	15-2	20-56	.357	11-22	.500	42-2.8	26-0	52-3.5	175-12.0
TOTALS ..	28-2	68-135	.504	27-43	.628	103-3.7	57-0	163-5.8	378-14.0
MVC.....	15-2	20-56	.357	11-22	.500	42-2.8	26-0	52-3.5	175-12.0

40 Karl Papke

6-5 • 181 • Sophomore • Guard
Wichita, Kansas (Wichita West High School)



Suffered a separated shoulder prior to the start of the 1981-82 season and saw action in only three games last season before applying for a hardship ruling from the MVC ... received a hardship ruling and returns as a sophomore ... has the size and ability to play guard or forward ... saw considerable playing time as a freshman in 1980-81 ... started two games in 1980-81, including the contests against Iowa and Kansas in the NCAA tournament ... scored a career high nine points against Indiana State ... was a highly recruited prep player ... he averaged 20 points and seven rebounds a game at West High School ... toured South America this past summer as a member of Athletes in Action, a Christian-oriented amateur basketball all-star team ... Karl is married and his wife's name is Gayle ... they have one daughter, Danette ... Date of Birth: 4-16-62.



PAPKE'S CAREER HIGHS

PTS: 9 vs Indiana State (1-26-81)
FG%: 50% (4 of 8) vs
 Indiana State (1-26-81)
REB: 3 vs several teams
AST: 4 vs Kansas (3-20-81)
 West Texas State (1-12-81)
STL: 3 vs University of
 Denver (12-17-80)
BLK: —

PAPKE'S STATISTICS

	G-GS	FG-FGA	PCT	FT-FTA	PCT	REB-AVG	PF-D	TP-AVG	MIN-AVG
1980-81 ...	25-2	15-46	.326	9-21	.429	22-0.9	22-0	39-1.6	165-6.6
MVC.....	11-0	7-21	.333	4-9	.444	11-1.0	7-0	18-1.6	128-6.4
1981-82 ...	3-0	2-5	.400	2-2	1.00	2-0.7	0-0	6-2.0	5-1.6
MVC.....						DID NOT PLAY			
TOTALS ..	28-2	17-51	.333	11-23	.478	24-0.9	22-0	45-1.6	170-6.0
MVC.....	11-0	7-21	.333	4-9	.444	11-1.0	7-0	18-1.6	128-6.4

45 Cedric Phillips

6-4 • 193 • Sophomore • Forward
San Diego, California (San Diego Morse)



Appeared in only nine games as a freshman ... scored six points and collected nine rebounds in 17 minutes of playing time ... he had four rebounds in a game versus Pan American ... his senior year at San Diego Morse High School he averaged 19 points and 15.5 rebounds a game ... was a California all-state selection ... received honorable mention All-America as a prep player ... Shocker coaches are hoping an extra year's maturity will make Phillips a candidate for more playing time on the frontline ... Date of Birth: 4-5-63.



PHILLIP'S CAREER HIGHS

PTS: 2 vs several teams
FG%: —
REB: 4 vs Pan American (12-19-81)
AST: 1 vs Pan American (12-19-81)
STL: —
BLK: —

PHILLIPS' STATISTICS

	G-GS	FG-FGA	PCT	FT-FTA	PCT	REB-AVG	PF-D	TP-AVG	MIN-AVG
1981-82 ...	9-0	3-9	.333	0-1	.000	9-1.0	3-0	6-0.7	17-2.0
MVC.....	2-0	1-2	.500	0-0	.000	1-0.5	1-0	2-1.0	2-1.0
TOTALS ..	9-0	3-9	.333	0-1	.000	9-1.0	3-0	6-0.7	17-2.0
MVC.....	2-0	1-2	.500	0-0	.000	1-0.5	1-0	2-1.0	2-1.0

22 Aubrey Sherrod

6-4 • 191 • Sophomore • Guard
 Wichita, Kansas (Heights High School)



One of the top collegiate freshman players in the country last year ... he was a freshman All-America selection on Al McGuire's NBC team ... an aggressive defensive player who provides scoring punch ... the lefthander is an excellent perimeter scorer with a deadly jumper ... averaged 11 points a game last year ... had a shooting percentage of .507 ... canned a personal season-high 27 points at Tulsa ... was second on the team with 85 assists and 39 steals ... participated on the United States Select Team last summer ... contributed 10.6 points a game as the U.S. team captured the Jones Cup and Seoul (Korea) Invitational ... he has been listed as one of the nation's top 25 guards for 1982-83 by The Sporting News All-America checklist ... he was a prep All-America at Wichita Heights High School ... scored 1,735 points in his high school career ... he was the first high school player in Wichita City League history to be selected first team all-conference for three consecutive years ... was the MVP of both the McDonald's Capital Classic game and the East-West McDonald's High School All Star game ... Date of Birth: 11-6-62.



SHERROD'S CAREER HIGHS

PTS: 27 vs Tulsa (1-16-82)
FG%: 90% (9 of 10) vs Iona College (1-6-82)
REB: 5 vs District of Columbia (12-4-81)
AST: 7 vs Abilene Christian (11-27-81)
STL: 4 vs Iona College (1-6-82)
BLK: 2 vs Alabama-Birmingham (1-6-82)

SHERROD'S STATISTICS

	G-GS	FG-FGA	PCT	FT-FTA	PCT	REB-AVG	PF-D	TP-AVG	MIN-AVG
1981-82 ...	29-28	137-270	.507	44-57	.772	47-1.6	59-0	318-11.0	769-27.0
MVC.....	16-16	73-145	.503	20-27	.741	26-1.6	33-0	166-10.4	442-28.0
TOTALS ..	29-28	137-270	.507	44-57	.772	47-1.6	59-0	318-11.0	769-27.0
MVC.....	16-16	73-145	.503	20-27	.741	26-1.6	33-0	166-10.4	442-28.0

SHOCKER NEWCOMERS ...

21 Gary Cundiff

6-2 • 165 • Guard
DeSoto, Missouri (DeSoto)

Cundiff was a two-sport star at DeSoto High School where he averaged 14.5 points a game ... he also contributed seven rebounds a game and five assists despite being slowed early in the season by a hand injury ... the 6-2 guard is also a standout baseball player and plans to compete in both basketball and baseball at Wichita State ... he is the son of Lynn Cundiff, former Independence (Kan.) Junior College head basketball coach and currently the athletic director at DeSoto High School ... Date of Birth: 12-21-63.



12 Bernard Jackson

6-3 • 175 • Guard
Chicago, Illinois (Phillips High School)

Jackson, the Chicago Sun-Times newspaper area player of the year, averaged 26.7 points a game as a senior at Phillips High School ... the point guard was also a member of the 1982 all-Chicago area team and a first team all-Chicago Public League selection as voted by local coaches ... during one 12-game stretch last season, Jackson averaged 30 points a game including a season-high 51 points against Harper High School ... he also averaged five assists and five rebounds a game ... Date of Birth: 8-6-64.



15 Gilbert Wilburn


6-5 • 185 • Guard
Carson, California (Banning)

Wilburn averaged 23 points a game last year at Banning High School in the suburban Los Angeles area ... the 6-5 guard was selected the most valuable player in the Los Angeles Marine League ... his Banning High School team finished 25-4 last year and advanced to the state regional finals before being eliminated ... he is a left-handed shooter like the Shocker's Aubrey Sherrod. Super-smooth player who will serve as a swingman playing some at both guard and forward ... Date of Birth: 2-28-64.






1982-83 SHOCKERS — Back row (left to right) student manager Byrd Milic, James Gibbs, Cedric Phillips, Aubrey Sherrod, Antoine Carr, Zarko Durisic, Xavier McDaniel, Karl Papke, Gilbert Wilburn, Bernard Jackson, Gary Cundiff. Front row (left to right) coaches Jeff Jones, Gene Smithson, Rick Shore and Randy Smithson.



Aubrey
Sherrod

Opponents

Antoine
Carr





Game 1

NEW ORLEANS

Nov. 26 at New Orleans — 8:05 PM (CST)

QUICK FACTS

Location: New Orleans, Louisiana
Enrollment: 16,400
Conference: Independent
Nickname: Privateers
Colors: Royal Blue and Silver
Arena: UNO Health & PE Center
Athletic Director: Ron Maestri
Sports Information Director: Mike Bujol
SID Phone: (504) 286-7027
Trainer: Mark Dusing
1981-82 Record: 18-8
Lettermen Returning: 9
Lettermen Lost: 4
Starters Returning: 4
Starters Lost: 1
Series Record: 0-0
Last Meeting: This will be first meeting



Head Coach Don Smith
 (Indiana State, 1963)

School Record: 37-42 in three years
Career Collegiate Record: 37-42
Office Phone: (504) 286-7024
Best Time to Call: 9-11 a.m.

Assistant Coaches:

Dwayne Reboul (New Orleans, 1972)
 Harold Merritt (State U. College
 of New York, 1975)

1981-82 RESULTS (18-8)

UNO	OPP	
85	58	Pomona
88	77	U.S. International
70	65	at SW Louisiana
65	60	at SE Louisiana
53	56	at US International
83	86	at San Francisco (ot)
90	69	Kentucky State
83	79	Centenary
66	67	at Stetson
73	79	Oklahoma State
68	60	Baptist College
68	70	SW Louisiana
66	73	at Southern Mississippi
82	64	Stetson
50	49	at Tulane
99	73	Wisconsin-Parkside
77	56	Pan American
75	65	Wisconsin-Green Bay
53	59	Tulane
78	60	Georgia State
55	59	James Madison
50	48	at Dayton
69	75	at Iona
88	68	at Pan American
83	61	at Georgia State
83	68	Southern Mississippi

1982-83 PRIVATEERS' SCHEDULE

Nov.	26	Wichita State
	30	Texas
Dec.	2	at SW Louisiana
	11	at Tennessee
	13	U.S. International
	19	Georgia State
	21	Florida A&M
	23	at Wisconsin-Green Bay
	30	St. Joseph's
Jan.	3	Evansville
	8	at Canisius
	10	Cameron University
	15	SW Louisiana
	17	at Pan American
	21	at Texas-San Antonio
	24	Stetson
	26	at Southern Mississippi
	29	Tulane
	31	Iona
Feb.	2	Pan American
	5	at James Madison
	7	at Georgia State
	12	at Stetson
	16	Southern Mississippi
	21	at Middle Tennessee
	26	Texas-San Antonio
	28	Middle Tennessee
Mar	5	Canisius



Game 2

DETROIT

Nov. 30 at Wichita — 8:05 PM (CST)

QUICK FACTS

Location: Detroit, Michigan
Enrollment: 6,700
Conference: Midwestern City
Nickname: Titans
Colors: Cardinal Red and White
Arena (Capacity): Calihan Hall (8,837)
Athletic Director: Brad Kinsman
Sports Information Director: Ken Hoffman
SID Phone: (313) 927-1444
Trainer: Tom Mackowiak
1981-82 Record: 10-17
1981-82 Conference Record: 6-6, 4th place
Lettermen Returning: 10
Lettermen Lost: 5
Starters Returning: 0
Starters Lost: 5
Series Record: 11-7 Wichita State leads
Last Meeting: 79-70 (12/23/81)



Head Coach Don Sicko
(Wayne State, 1970)

School Record: First Season
Career Collegiate Record: First Season
Office Phone: (313) 927-1155
Best Time to Call: 10 a.m. - 2 p.m.
Assistant Coaches:
 Charlie Coles (Miami of Ohio, 1965)
 Stan Allen (Bowling Green, 1969)

1981-82 RESULTS (10-17, 6-6)

4th MCC

UD	OPP	
59	60	#Fordham
72	68	#Xavier (ot)
62	65	Michigan State (ot)
73	72	at Long Island
61	72	at St. Louis
81	85	Toledo (ot)
55	51	at Michigan
70	79	Wichita State
65	61	Duquesne (ot)
62	64	at Middle Tennessee (ot)
79	82	at Nevada-Reno
53	58	*Oklahoma City
91	72	*Oral Roberts
73	64	*at Xavier
61	68	*at Butler
69	86	*Evansville
62	68	at Dayton
81	86	*at Loyola (3 ot)
64	81	*at Oral Roberts
57	55	*at Oklahoma City
82	78	*Xavier (ot)
70	74	DePaul
81	67	*Butler
69	65	*at Evansville
61	78	Marquette
74	80	*Loyola
61	69	+Oklahoma City

#Joe Lapchick Memorial Tournament
 *League games
 +MCC Tournament

1982-83 TITANS' SCHEDULE

Nov. 27	Windsor (Exh.)
30	at Wichita State
Dec. 7	at Kentucky
12	Michigan
18	at Michigan State
23	Cleveland State
27	at Toledo
29	Florida A&M
Jan. 10	Youngstown State
17	*at Oral Roberts
19	*at Oklahoma City
22	*Xavier
24	*St. Louis
26	at Canisius
29	*Butler
31	*at Evansville
Feb. 2	at DePaul
5	*Loyola
12	*Oklahoma City
14	*Oral Roberts
16	Dayton
19	*at Xavier
21	*at St. Louis
26	*at Butler
28	*Evansville
Mar. 3	Wayne State
5	*at Loyola
8	MCC Tournament
10	MCC Tournament
12	MCC Tournament

*League games

74-49



Games 3 & 4 — 4th McDonald's Classic

JACKSON STATE

Dec. 3 & 4 at Wichita — (games at 7 & 9 PM)

QUICK FACTS

Location: Jackson, Mississippi
Enrollment: 7,400
Conference: Southwestern Athletic
Nickname: Tigers
Colors: Blue and White
Arena (Capacity): Athletes & Assembly Center (10,000)
Athletic Director: Dr. Walter Reed
Sports Information Director: Samuel Jefferson
SID Phone: (601) 968-2272
Trainer: Willie Barnes
1981-82 Record: 19-9
1981-82 Conference Record: 10-2, 1st place tie
Lettermen Returning: 9
Lettermen Lost: 4
Starters Returning: 1
Starters Lost: 4
Series Record: 0-0
Last Meeting: This will be first meeting



Head Coach Paul Covington
 (Jackson State, 1955)
School Record: 297-124 in 16 years
Career Collegiate Record: 296-124
Office Phone: (601) 968-2291
Best Time to Call: 1-3:30 p.m.
Assistant Coaches:
 John Shinall (Jackson State, 1970)

1981-82 RESULTS (19-9, 10-2)

11st SWAC

JSU	OPP	
61	53	Huston-Tillotson
47	81	at Purdue
56	68	U.S. International
47	50	at Florida A&M
77	72	Stillman
85	69	Florida A&M
67	62	Tennessee State
74	75	at Kentucky State
59	58	North Carolina A&T
72	68	*Alcorn State
75	64	*Texas Southern
80	53	*Prairie View
60	65	*at Mississippi Valley
64	68	at Tennessee State
78	65	*at Southern U. (LA)
61	59	Western Illinois
101	69	*at Prairie View
54	58	*at Texas Southern
77	80	*Southern U. (LA)
79	66	at Nicholls State
66	64	*at Alcorn State
96	63	*Grambling
83	70	Nicholls State
79	69	*Mississippi Valley
62	77	at North Carolina A&T
83	59	*at Grambling
65	45	+at Grambling
77	87	+at Alcorn State

*League games

+SWAC Tournament

1982-83 TIGERS' SCHEDULE

Dec. 3-4	McDonald's Classic
8	at Missouri
18	North Carolina A&T
22	at Western Illinois
23	at Illinois-Chicago Circle
30	Southeastern (LA)
Jan. 4	Alabama State
8	*at Alcorn State
10	at Tennessee State
15	*at Texas Southern
17	*at Prairie View
20	at Alabama State
24	*Mississippi Valley
29	at Southeastern (LA)
31	*Southern U. (LA)
Feb. 5	*Prairie View
7	*Texas Southern
9	at Nicholls State
12	*at Southern U. (LA)
15	Tennessee State
19	*Alcorn State
22	*at Grambling State
24	Nicholls State
26	*at Mississippi Valley
28	at North Carolina A&T
Mar 5	*Grambling State
10	SWAC Tournament
11	SWAC Tournament
12	SWAC Tournament

*League games



Games 3 & 4 — 4th McDonald's Classic

NORTH TEXAS STATE

Dec. 3-4 at Wichita — (games at 7 & 9 PM)

QUICK FACTS

Location: Denton, Texas
Enrollment: 17,500
Conference: Southland
Nickname: Eagles
Colors: Green and White
Arena (Capacity): Super Pit (9,800)
Athletic Director: Fred McCain
Sports Information Director: Doug Ray
SID Phone: (817) 565-2662
Trainer: Harold Bennett
1981-82 Record: 15-12
1981-82 Conference Record: Independent last year

Lettermen Returning: 6

Lettermen Lost: 5

Starters Returning: 3

Starters Lost: 3

Series Record: 25-11, Wichita State leads

Last Meeting: 80-86 (2/22/75)



Head Coach Bill Blakeley
 (Abilene Christian, 1956)

School Record: 119-70 in seven years

Career Collegiate Record: 119-70

Office Phone: (817) 565-3654

Best Time to Call: 10-12 a.m.

Assistant Coaches:

Jimmy Gales (Alcorn State, 1963)

1981-82 RESULTS (15-12)

NTSU	OPP	
98	71	SW Texas
100	75	NE Louisiana
69	73	#St. Joseph's
79	65	#Central Michigan
73	78	TCU
84	70	at St. Louis
82	90	at Weber State
86	88	¢St. Mary's (CA)
112	103	¢Loyola Marymount
87	69	†Alcorn State
76	73	†NE Louisiana
87	83	at Pan American
72	86	at Lamar
88	83	at Texas-Arlington
90	100	at Memphis State
79	71	McNeese State
63	60	Lamar
78	66	Texas San Antonio
82	106	at Alcorn State
87	93	Texas Arlington
68	75	Southern Mississippi
70	84	at Texas
94	81	Hardin Simmons
97	109	at Oral Roberts
76	85	at Arkansas Little Rock
98	85	Pan American
83	77	Alcorn State

#Carrier Classic

¢Wolf Pack Classic

†Pacemaker Classic

1982-83 EAGLES' SCHEDULE

Nov. 27	Henderson State
30	Texas Southern
Dec. 3-4	McDonald's Classic
7	at TCU
11	Centenary
14	Texas Wesleyan
17	Baylor
28-29	South Florida Classic
Jan. 10	at Pan American
15	*at Texas-Arlington
17	*at Arkansas State
22	*McNeese State
29	*Lamar
Feb. 3	*at Louisiana Tech
5	*at NE Louisiana
10	*Texas-Arlington
12	Pan American
14	Memphis State
17	*at McNeese State
19	*Arkansas State
21	*Louisiana Tech
24	*at Lamar
26	Oral Roberts
28	Arkansas Little Rock
Mar. 3	*NE Louisiana
10-12	Southland Conference Tourney
*League games	



Games 3 & 4 — 4th McDonald's Classic

DISTRICT OF COLUMBIA

Dec. 3-4 at Wichita — (games at 7 & 9 PM)

QUICK FACTS

Location: Washington, D.C.
Enrollment: 13,000
Conference: Independent
Nickname: Firebirds
Colors: Red and Gold
Arena: Van Ness Center
Athletic Director: Charles Wesley Moore
Sports Information Director: Wallace Dooley
SID Phone: (202) 364-6020
Trainer: Linwood Wellington
1981-82 Record: 25-5
1981-82 Conference Record: Independent
Lettermen Returning: 11
Lettermen Lost: 0
Starters Returning: 5
Starters Lost: 0
Series Record: 1-0, Wichita State leads
Last Meeting: 100-76 (12/4/81)



Head Coach Wil Jones
 (American U., 1960)

School Record: 59-23 in three years

Career Collegiate Record: 59-23

Office Phone: (202) 364-6020

Best Time to Call: 12:30-3:30 p.m.

Assistant Coaches:

Cheryl Roberts

(Shepherd College, 1980)

William "Doc" Robinson (Howard, 1970)

1981-82 RESULTS (25-5)

UDC	OPP
88	55 Southeastern
95	78 Kentucky State
76	100 #Wichita State
71	72 #Pepperdine
129	47 Pratt Inst.
89	68 California State (PA)
73	60 at Mansfield State
121	82 Morris Brown
80	70 Clark
64	58 at Charleston (2 ot)
79	66 Mt. St. Mary's
108	87 Elizabeth City
81	84 at Radford
127	67 Lincoln
54	55 at California St. (PA)
34	17 at Morgan State
78	73 at Elizabeth City
71	73 at Fairmont State
89	64 Mansfield State
75	62 Radford
80	70 Charleston
99	70 Longwood
74	56 Morgan State
77	57 at Lincoln
101	75 Fairmont State
68	64 †Virginia Union (ot)
67	66 †Mt. St. Mary's
72	69 †Chetney State
76	71 †Cal State Bakersfield
73	63 †Florida Southern

#McDonald's Classic

†NCAA Tournament

1982-83 FIREBIRDS' SCHEDULE

Nov. 26	UDC Tip Off Tournament
27	UDC Tip Off Tournament
29	at Hampton Institute
Dec. 3-4	McDonald's Classic
9	at Longwood College
14	at Virginia Union
17	Shepherd College
18	Elizabeth City
20	Virginia State
29-30	Gannon Univ. Tournament
Jan. 3	Hampton Institute
4	Sacred Heart
8	at Florida International
10	at Elizabeth City
17	at Virginia State
22	at Lincoln University
24	Radford University
28	Morgan State
31	at California St. (PA)
Feb. 5	Lincoln University
9	New York Tech
12	at Radford University
16	at Morgan State
18	Virginia Union
23	Cheyney State



Game 5

CAL STATE FULLERTON

Dec. 7 at Wichita — 8:05 PM (CST)

QUICK FACTS

Location: Fullerton, California
Enrollment: 23,000
Conference: Pacific Coast Athletic Assn.
Nickname: Titans
Colors: Blue, Orange and White
Arena (Capacity): Titan Gym (4,140)
Athletic Director: Lynn Eilefson
Sports Information Director: Mel Franks
SID Phone: (714) 773-3970
Trainer: Jerry Lloyd
1981-82 Record: 18-14
1981-82 Conference Record: 9-5, 3rd place
Lettermen Returning: 5
Lettermen Lost: 7
Starters Returning: 4
Starters Lost: 1
Series Record: 2-0, Wichita State leads
Last Meeting: 70-67 (12/27/81)

1981-82 RESULTS (18-14, 9-5)

3rd PCAA

CSF	OPP	
66	81	Brigham Young
75	84	Chapman (ot)
74	57	Cal Poly Pomona
62	72	at N. Arizona
59	63	#St. Josephs (PA)
97	60	#Grambling
51	62	©Evansville
79	75	©Texas-Arlington
62	63	Portland
75	55	Spring Arbor
67	70	†Wichita State
50	51	†Michigan State (ot)
64	62	†Bradley
76	95	at Pepperdine
86	77	Loyola-Marymount
49	50	*at UC Irvine
56	59	*at Long Beach St.
61	50	*San Jose State
40	43	*Fresno State
42	41	*at UC Santa Barbara
70	59	*UC Santa Barbara
74	65	*at Pacific
72	68	*at Utah State
82	65	*Pacific
66	63	*Utah State
57	62	*at San Jose State
51	71	*at Fresno State
68	62	*UC Irvine (3 ot)
77	76	*Long Beach St.
64	52	+Pacific
62	61	+UC Irvine
57	69	+Fresno

#Nike Classic at UC Santa Barbara

©Malibu Classic at Pepperdine

†Rainbow Classic at Honolulu

*League Games

+PCAA Tournament



Head Coach George McQuam
(Cal State Long Beach, 1966)

School Record: 22-37 in two years

Career Collegiate Record: 22-37

Office Phone: (714) 773-3711

Best Time to Call: 10 a.m. - noon weekdays

Assistant Coaches:

John Sneed (Cal State Long Beach)

Phil Mathews (UC Irvine, 1972)

1982-83 TITANS' SCHEDULE

Nov. 27	N. Arizona
Dec. 1	Chapman College
4	at Loyola-Marymount
7	at Wichita State
10	Sacramento State
18	Howard University
21	at Portland University
23	at Idaho State
28-29	Utah Classic
Jan. 4	Pepperdine
6	*UC Irvine
8	*Long Beach State
13	*at San Jose State
20	*at Pacific
22	*at UNLV
27	*Fresno State
29	*San Jose State
Feb. 5	*at Long Beach State
10	*at UC Irvine
12	*at UC Santa Barbara
17	*at Utah State
19	*Pacific
24	*UNLV
26	*Utah State
Mar. 3	*UC Santa Barbara
6	*at Fresno State
10-12	PCAA Tournament

*League games



Game 6

ALABAMA-BIRMINGHAM

Dec. 11 at Birmingham — 8:05 PM (CST)

QUICK FACTS

Location: Birmingham, Alabama
Enrollment: 14,500
Conference: Sun Belt
Nickname: Blazers
Colors: Green and Gold
Arena (Capacity): Birmingham Coliseum (17,000)
Athletic Director: Gene Bartow
Sports Information Director: Pete Derzis
SID Phone: (205) 934-7252
Trainer: Byron Schulzen
1981-82 Record: 25-6
1981-82 Conference Record: 9-1, 1st place
Lettermen Returning: 6
Lettermen Lost: 6
Starters Returning: 1
Starters Lost: 4
Series Record: 1-0, Wichita State leads
Last Meeting: 75-60 (12/12/81)

1981-82 RESULTS (25-6, 9-1)

1st Sun Belt

UAB	OPP
100	63 Illinois Benedictine
78	62 Pittsburgh
72	58 Ole Miss
60	75 at Wichita State
86	40 Roosevelt
71	56 #Southern Mississippi
72	76 #Georgia
80	60 Cal State Chico
80	98 cMissouri
73	72 cMichigan
76	50 Tennessee Chattanooga
54	55 *Virginia Commonwealth
82	62 *Jacksonville
78	59 *South Alabama
85	81 *North Carolina-Charlotte
73	44 Utica
54	49 *at South Florida
68	79 at DePaul
59	51 *South Florida
59	57 *at Jacksonville (ot)
102	77 Mississippi Valley
86	82 *at South Alabama
79	63 *at St. Louis
56	55 *at Virginia Commonwealth
78	73 *at North Carolina-Charlotte
40	27 Samford
66	56 +South Florida
94	83 +Virginia Commonwealth
80	70 ‡Indiana
68	66 ‡Virginia
68	75 ‡Louisville

#Cotton State Tournament

cWinston Tire Classic

*League games

+Sun Belt Tournament

‡NCAA Tournament



Head Coach Gene Bartow
(NE Missouri State, 1953)

School Record: 81-38

Career Collegiate Record: 363-187

Office Phone: (205) 934-3402

Best Time to Call: 9-11 a.m., weekdays

Assistant Coaches:

John Prince

(Southern Mississippi, 1977)

Robert Corn (Missouri Southern, 1978)

Oscar Catlin (Morehouse, 1947)

1982-83 BLAZERS' SCHEDULE

Nov. 26	Auburn
27	Missouri-Kansas City
Dec. 1	at Baylor
7	at Ole Miss
11	Wichita State
14	Columbus College
17	Krystal Classic
18	Krystal Classic
20	St. Louis
22	at Hawaii
23	at Hawaii-Pacific
29	UAB Classic
30	UAB Classic
Jan. 6	*Virginia Commonwealth
8	*South Alabama
13	*at South Florida
16	*Jacksonville
20	*Old Dominion
22	*at Jacksonville
25	*at Western Kentucky
29	DePaul
Feb. 3	*NC-Charlotte
5	*Western Kentucky
12	*at NC-Charlotte
17	*at Virginia Commonwealth
19	*at South Alabama
23	*South Florida
27	*at Old Dominion
Mar. 1	Samford
4	Sun Belt Tournament
5	Sun Belt Tournament
6	Sun Belt Tournament

*League games



Game 7

PACIFIC

Dec. 30 at Stockton — 9:35 PM (CST)

QUICK FACTS

Location: Stockton, California
Enrollment: 4,000
Conference: Pacific Coast Athletic Association
Nickname: Tigers
Colors: Orange and Black
Arena (Capacity): Alex G. Spanos Center (6,000)
Athletic Director: Elkin Isaac
Sports Information Director: Ken Grosse
SID Phone: (209) 946-2472
Trainer: Mike Wilborn
1981-82 Record: 7-20
1981-82 Conference Record: 3-11, 7th place
Lettermen Returning: 8
Lettermen Lost: 4
Starters Returning: 3
Starters Lost: 1
Series Record: 0-0
Last Meeting: This will be first meeting



Head Coach Tom O'Neill
 (University of San Francisco, 1968)
School Record: First Season
Career Collegiate Record: First Season
Office Phone: (209) 946-2341
Best Time to Call: 9-11 a.m. weekdays
Assistant Coaches:
 Denis Willens (Pacific, 1962)
 Keith Lowry
 (Western Washington, 1977)

1981-82 RESULTS (7-20, 3-11)

7th PCAA

UOP	OPP	
64	90	at Univ. of San Diego
66	71	at Univ. of Nevada-Reno
74	71	Texas Christian
61	67	#Southwestern Louisiana
61	72	#Mississippi
71	78	†Northern Arizona
69	68	†Portland
65	67	Northern Illinois
71	87	at Washington
96	74	UC Davis
69	71	Santa Clara
65	60	St. Mary's
40	74	*at Fresno State
56	57	*at San Jose State
64	71	*UC Irvine
60	58	*Long Beach State
100	78	*Utah State
60	88	at Utah State
65	74	*Cal State Fullerton
96	91	*UC Santa Barbara (2 ot)
65	82	*at Cal State Fullerton
66	79	*at UC Santa Barbara
70	92	*at UC Irvine
69	83	*at Long Beach State
43	51	*Fresno State
55	65	*San Jose State
52	64	+Cal State Fullerton

#Bayou Classic
 †Casaba Club Classic
 *League games
 +PCAA Tournament

1982-83 TIGERS' SCHEDULE

Nov. 27	Portland
Dec. 2	at Boise State
4	at Northern Arizona
9	Washington
11	Weber State
18	at UC Davis
21	at Santa Clara
23	Montana
30	Wichita State
Jan. 2	at Houston
6	*San Jose State
8	*Fresno State
13	*at Nevada-Las Vegas
15	*at Utah State
20	*Cal State Fullerton
22	*Utah State
27	*at UC Santa Barbara
Feb. 3	*at San Jose State
6	*UC Santa Barbara
10	*Nevada-Las Vegas
11	at UC Berkeley
17	*at Long Beach State
19	*at Cal State Fullerton
24	*at UC Irvine
26	*at Fresno State
Mar. 3	*Long Beach State
5	*UC Irvine
10	PCAA Tournament
11	PCAA Tournament
12	PCAA Tournament

*League games



Game 8

ARKANSAS - LITTLE ROCK

Jan. 3 at Wichita — 8:05 PM (CST)

QUICK FACTS

Location: Little Rock, Arkansas
Enrollment: 10,000
Conference: Trans America Athletic Conference
Nickname: Trojans
Colors: Ruby Maroon, White and Gold
Arena (Capacity): Barton Coliseum (8,000)
Athletic Director: Happy Mahfouz
Sports Information Director: Steve Weaver
SID Phone: (501) 569-3219
Trainer: Randy Janes
1981-82 Record: 19-8
1981-82 Conference Record: 12-4, 1st place
Lettermen Returning: 10
Lettermen Lost: 4
Starters Returning: 3
Starters Lost: 2
Series Record: 0-0
Last Meeting: This will be first meeting



Head Coach Ron Kestenbaum
(Hunter, 1966)

School Record: 48-31 in three years

Career Collegiate Record: 48-31

Office Phone: (501) 569-3447

Best Time to Call: 9 a.m. - 1 p.m. weekdays

Assistant Coaches:

Forbes Lapp (Utah State, 1965)

Rick Rouse (Philander Smith, 1972)

1981-82 RESULTS (19-8, 12-4)

1st TAAC

UALR	OPP	
86	81	*Northwestern State
60	61	at Clemson
88	78	Central Arkansas (ot)
78	71	*Centenary
63	62	*NE Louisiana
66	59	Nicholls State
83	77	Oklahoma City
68	83	Rhode Island
85	82	Western Illinois
87	71	*Samford
51	53	*at Georgia Southern
70	67	*at Mercer (ot)
71	63	SE Louisiana
87	82	*at Centenary
67	80	*at Houston Baptist (ot)
64	54	at Nicholls State
75	79	at SE Louisiana (ot)
74	66	*Hardin-Simmons
41	33	*Mercer
60	59	*at NE Louisiana
86	96	*at Northwestern State
56	53	*Houston Baptist
85	76	North Texas State
59	76	*at Samford
67	55	*at Hardin-Simmons
83	67	*Georgia Southern
100	106	+Centenary

*League games

+TAAC Tournament

1982-83 TROJANS' SCHEDULE

Nov. 27	Arkansas College
Dec. 1	*at Northwestern State
6	at Arkansas State
9	Hendrix College
13	Univ. of Central Arkansas
18	Nicholls State
Jan. 3	at Wichita State
6	*at Samford University
8	*Georgia Southern
13	Arkansas State
18	*at Georgia Southern
20	*Centenary College
22	*Houston Baptist
25	*Northwestern State
29	*Hardin-Simmons
Feb. 1	Mississippi College
3	at SE Louisiana
5	*at Mercer University
12	SE Louisiana
15	*Mercer University
17	*at Houston Baptist
19	*at Centenary College
21	at Nicholls State
24	*Samford University
26	*at Hardin-Simmons
28	at North Texas State

*League games



Game 9 & 19

WEST TEXAS STATE

Jan. 6 at Amarillo — 7:35 PM (CST)

Feb. 5 at Wichita — 8:05 PM (CST)

QUICK FACTS

Location: Canyon, Texas
 Enrollment: 6,700
 Conference: Missouri Valley
 Nickname: Buffaloes
 Colors: Maroon and White
 Arena (Capacity): Amarillo Civic Center (6,000)
 Athletic Director: Don Davis
 Sports Information Director: Cal Kuphall
 SID Phone: (806) 656-2131
 Trainer: Chris Gage
 1981-82 Record: 11-15
 1981-82 Conference Record: 3-13, 9th place tie
 Lettermen Returning: 6
 Lettermen Lost: 4
 Starters Returning: 3
 Starters Lost: 2
 Series Record: 18-7, Wichita State leads
 Last Meeting: 106-89 (2/23/82)



Head Coach Ken Edwards
(Nevada-Las Vegas, 1967)

School Record: 54-56 in four years
 Career Collegiate Record: 150-116
 Office Phone: (806) 656-3707
 Best Time to Call: 10 a.m. - noon weekdays
 Assistant Coaches:
 Mose Adolph (Cal State L.A., 1973)

1981-82 RESULTS (11-15, 3-13)

19th MVC

WTSU	OPP	
65	55	SW Oklahoma
73	84	at Houston
104	76	Pan American
91	71	Cameron
77	95	at Texas Tech
65	57	Oklahoma City
115	103	Angelo State
115	55	Prairie View A&M
79	57	*Creighton
66	75	*at New Mexico State
90	81	Utah State
84	98	*Tulsa
69	92	*at Bradley
53	65	*at Illinois State
72	73	*Wichita State
62	69	*Southern Illinois
61	68	*at Tulsa
66	68	*at Creighton
55	50	*Drake
57	53	Lubbock Christian
83	80	*at Indiana State (ot)
79	84	*at Southern Illinois (2 ot)
75	81	*Bradley (ot)
49	51	*Illinois State
89	106	*at Wichita
69	73	*New Mexico State

*League games

1982-83 BUFFALOES' SCHEDULE

Nov. 26	at Memphis State
27	Tulane (at Memphis)
Dec. 4	at Oklahoma City
7	Angelo State
9	Phillips College
11	at Oklahoma
17-18	Montana Classic
Jan. 3	at Pan American
6	*Wichita State
8	*Illinois State
13	*at Drake
22	*Drake
24	*Bradley
27	*at Tulsa
29	*at New Mexico State
Feb. 5	*at Wichita State
7	*at Creighton
10	*Indiana State
12	*New Mexico State
17	*Southern Illinois
19	*at Bradley
21	*at Illinois State
24	*Tulsa
26	*Creighton
Mar. 3	*at Southern Illinois
5	*at Indiana State
8	MVC Tournament
10	MVC Tournament
12	MVC Tournament

*League games



Game 10 & 25

CREIGHTON

Jan. 9 at Omaha — 2:05 PM (CST)

Feb. 24 at Wichita — 8:05 PM (CST)

QUICK FACTS

Location: Omaha, Nebraska
Enrollment: 5,760
Conference: Missouri Valley
Nickname: Bluejays
Colors: White and Blue
Arena (Capacity): Civic Auditorium (8,802)
Athletic Director: Dan Offenburger
Sports Information Director: Ron Paradis
SID Phone: (402) 280-2488
Trainer: Steve Monaco
1981-82 Record: 7-20
1981-82 Conference Record: 4-12, 8th place
Lettermen Returning: 6
Lettermen Lost: 5
Starters Returning: 3
Starters Lost: 2
Series Record: 20-13, Wichita State leads
Last Meeting: 62-50 (2/11/82)



Head Coach Willis Reed
(Grambling, 1964)

School Record: 7-20 in one year
Career Collegiate Record: 7-20
Office Phone: (402) 280-2720
Best Time to Call: 10 a.m. - noon weekdays
Assistant Coaches:
 Rick Collura (Nebraska, 1970)
 Calvin Moses (Dillard, 1969)

1981-82 RESULTS (7-20, 4-12)

8th MVC

CU	OPP	
51	57	Wisconsin-Stevens Point
68	57	Nebraska-Omaha
46	86	at Nebraska
75	60	St. Louis
81	84	Oral Roberts
78	80	at Loyola (Chicago)
73	72	St. Joseph's
63	69	at Providence
57	79	*at West Texas State
55	80	*at Tulsa
77	59	*Southern Illinois
87	72	*Indiana State
67	76	DePaul
56	69	*at Wichita State
61	82	at Marquette
54	68	*Illinois State
54	65	*Bradley
52	62	*at Drake
61	69	*at Southern Illinois
68	66	*West Texas State
64	77	*at New Mexico State
50	62	*Wichita State
63	70	*Tulsa
56	67	*Drake
71	52	*at Bradley
48	66	*at Illinois State
81	106	+at Tulsa

*League games

+MVC Tournament

1982-83 BLUEJAYS' SCHEDULE

Nov. 27	Wisconsin-Platteville
29	at Oral Roberts
Dec. 4	Nebraska
7	Rockhurst
11	Nebraska-Omaha
18	Providence
21	St. Ambrose
27	at DePaul
Jan. 2	Marquette
6	*at Bradley
9	*Wichita State
13	*at Indiana State
17	*Southern Illinois
22	*New Mexico State
29	*at Tulsa
31	*at New Mexico State
Feb. 3	*Bradley
5	*at Drake
7	*West Texas State
10	*Illinois State
12	*at Southern Illinois
17	*Tulsa
19	*Drake
24	*at Wichita State
26	*at West Texas State
Mar. 3	*Indiana State
5	*at Illinois State
8	MVC Tournament
10	MVC Tournament
12	MVC Tournament

*League games



Game 11

COLORADO STATE

Jan. 10 at Wichita — 8:05 PM (CST)

QUICK FACTS

Location: Fort Collins, Colorado
Enrollment: 18,000
Conference: Western Athletic Conference
Nickname: Rams
Colors: Green and Gold
Arena (Capacity): Moby Gym (10,000)
Athletic Director: Thurman "Fum" McGraw
Sports Information Director: Gary Ozzello
SID Phone: (303) 491-5067
Trainer: Fred Oglesby
1981-82 Record: 8-19
1981-82 Conference Record: 2-14, 9th place
Lettermen Returning: 7
Lettermen Lost: 4
Starters Returning: 3
Starters Lost: 2
Series Record: 3-0, Wichita State leads
Last Meeting: 53-34 (12/6/80)



Head Coach Tony McAndrews
(St. Ambrose, 1966)

School Record: 11-43 in two years
Career Collegiate Record: 11-43
Office Phone: (303) 491-5067
Best Time to Call: weekday mornings
Assistant Coaches:
Kevin Eastman (Richmond, 1977)
Rich Herbst (Howard Payne, 1976)
Kevin Bromley (Colorado State, 1982)

1981-82 RESULTS (8-19, 2-14)

9th WAC

CSU OPP

73	62	Southern Colorado
68	58	Northern Colorado
68	81	at Oral Roberts
71	73	at Oklahoma State (ot)
41	82	#Indiana
74	56	#Southern Methodist
53	54	at Colorado (ot)
58	51	Nebraska (ot)
65	59	Indiana State
31	51	*at Wyoming
50	40	*Brigham Young
55	64	*Utah
54	68	at Nevada - Las Vegas
57	49	*at Air Force (ot)
53	56	*Hawaii
50	57	*San Diego State
58	67	*at New Mexico
52	56	*at Texas-El Paso
57	67	*at Utah
54	60	*at Brigham Young
30	49	*Texas-El Paso
62	64	*New Mexico
57	60	*Air Force
68	62	Idaho State
57	63	*Wyoming
62	68	*at San Diego State
58	78	*at Hawaii

#Indiana Classic

*League games

1982-83 RAMS' SCHEDULE

Nov. 27	Northern Colorado
Dec. 2	Oral Roberts
4	Northwestern
8	Colorado
18	at Idaho State
20	at Loyola-Marymount (CA)
22	at Southern California
29-30	KOA Classic
Jan. 3	Wisconsin-Stevens Point
8	*Air Force
10	at Wichita State
13	*at New Mexico
15	*at Texas-El Paso
20	*Brigham Young
24	*Utah
27	*at San Diego State
31	*at Hawaii
Feb. 3	*at Air Force
5	*Wyoming
10	*Texas-El Paso
12	*New Mexico
17	*at Brigham Young
19	*at Utah
24	*Hawaii
28	*San Diego State
Mar. 3	So. Illinois-Edwardsville
5	*at Wyoming

*League games



Game 12 & 23

TULSA

Jan. 13 at Wichita — 8:05 PM (CST)

Feb. 19 at Tulsa — 7:35 PM (CST)

QUICK FACTS

Location: Tulsa, Oklahoma
Enrollment: 6,500
Conference: Missouri Valley
Nickname: Golden Hurricane
Colors: Red, Blue and Gold
Arena (Capacity): Tulsa Assembly Center (9,119)
Athletic Director: John Cooper
Sports Information Director: Gil Swalls
SID Phone: (918) 592-6000
Trainer: Scott McGonagle
1981-82 Record: 24-6
1981-82 Conference Record: 12-4, 2nd place tie
Lettermen Returning: 7
Lettermen Lost: 5
Starters Returning: 1
Starters Lost: 4
Series Record: 42-36, Wichita State leads
Last Meeting: 75-80 (2/6/82)



Head Coach Nolan Richardson
(UTEP, 1963)

School Record: 50-13 in two years
Career Collegiate Record: 50-13
Office Phone: (918) 592-6000 ext 2392
Best Time to Call: 11 a.m. to Noon
Assistant Coaches:
 Scott Edgar (Pittsburgh, 1978)
 Rob Spivery (Ashland, Ohio, 1972)

1981-82 RESULTS (24-6, 12-4)

t2nd MVC

TU	OPP	
89	62	U.S. International
70	78	at North Carolina
57	43	St. Mary's (TX)
93	82	at Oklahoma State
72	62	#Texas Christian
80	63	#Oral Roberts
69	58	Central Florida
94	68	Florida Southern
98	96	Oklahoma
80	55	*Creighton
66	74	*at New Mexico State
98	84	*at West Texas State
71	54	*Drake
99	88	*Wichita State
77	74	*at Southern Illinois (ot)
59	60	*at Indiana State
68	61	*West Texas State
76	72	*New Mexico State
80	75	*at Wichita State
78	67	*Illinois State (ot)
70	63	*at Creighton
55	56	*at Drake
77	64	*Indiana State
85	67	*Southern Illinois
91	70	Oral Roberts
79	82	*at Bradley (ot)
106	81	+Creighton
85	61	+New Mexico State
90	77	+Illinois State
74	78	±Houston

#Oil Capital Classic

*League games

+MVC Tournament

±NCAA Tournament

1982-83 GOLDEN HURRICANE SCHEDULE

Nov. 19	Jian-Gsu of Taiwan (exh.)
27	NE Oklahoma State
Dec. 4	at Oklahoma
7	Oklahoma State
11	Henderson State (AR)
17-18	Oil Capital Classic
29-30	Cabrillo Classic
Jan. 6	*Indiana State
8	*at Drake
13	*at Wichita State
22	*at Bradley
24	*at Illinois State
27	*West Texas State
29	*Creighton
31	*Southern Illinois
Feb. 2	at Oral Roberts
5	*at Indiana State
7	*at Southern Illinois
10	*Drake
12	*Bradley
17	*at Creighton
19	*Wichita State
24	*at West Texas State
26	*New Mexico State
28	*Illinois State
Mar. 5	*at New Mexico State
8	MVC Tournament
10	MVC Tournament
12	MVC Tournament
	*League games



Game 13 & 22

DRAKE

Jan. 15 at Wichita — 8:05 PM (CST)

Feb. 14 at Des Moines — 7:35 PM (CST)

QUICK FACTS

Location: Des Moines, Iowa
 Enrollment: 4,700
 Conference: Missouri Valley
 Nickname: Bulldogs
 Colors: Blue and White
 Arena (Capacity): Veterans Auditorium (12,147)
 Athletic Director: Bob Karnes
 Sports Information Director: Dave Williford
 SID Phone: (515) 271-3647
 Trainer: Lonnie Clark
 1981-82 Record: 12-15
 1981-82 Conference Record: 7-9, 6th place tie
 Lettermen Returning: 6
 Lettermen Lost: 3
 Starters Returning: 4
 Starters Lost: 1
 Series Record: 51-26, Wichita State leads
 Last Meeting: 62-43 (2/13/82)



Head Coach Gary Garner
(Missouri, 1965)

School Record: 12-15 in one year
 Career Collegiate Record: 122-72
 Office Phone: (515) 271-3894
 Best Time to Call: 10-12 a.m. weekdays
 Assistant Coaches:
 Orv Salmon (Missouri, 1973)
 Mark Anderson (Missouri, 1976)

1981-82 RESULTS (12-15, 7-9)

16th MVC

DU	OPP	
40	41	Lewis
89	65	Chicago State
51	58	Texas
55	80	at Minnesota
65	46	Air Force
68	54	Missouri-Kansas City
72	56	Iowa State
56	82	at Texas
62	58	Northern Iowa
49	60	at Iowa
49	59	*at Illinois State
63	55	*Southern Illinois
54	71	*at Tulsa
61	47	*Bradley
49	46	*Illinois State
49	75	*at Wichita State
62	52	*Creighton
65	48	*Indiana State
50	55	*at West Texas State
61	64	*at New Mexico State
43	62	*Wichita State
66	55	*Tulsa
67	56	*at Creighton
55	68	*New Mexico State
51	69	*at Indiana State
64	67	*at Southern Illinois
43	56	+Illinois State

*League games

+MVC Tournament

1982-83 BULLDOGS' SCHEDULE

Nov. 29	Iowa
Dec. 4	Minnesota
8	at Iowa State
11	Morningside
15	Mankato State
18	Northern Iowa
26-29	Far West Classic
Jan. 6	*Southern Illinois
8	*Tulsa
13	*West Texas State
15	*at Wichita State
20	*at New Mexico State
22	*at West Texas State
29	*Indiana State
Feb. 3	*at Illinois State
5	*Creighton
10	*at Tulsa
12	*Illinois State
14	*Wichita State
19	*at Creighton
22	*Bradley
24	*at Indiana State
26	*at Southern Illinois
28	*New Mexico State
Mar. 5	*at Bradley
8	MVC Tournament
10	MVC Tournament
12	MVC Tournament

*League games



Game 14 & 27

BRADLEY

Jan. 20 at Wichita — 8:05 PM (CST)

Mar. 3 at Peoria — 8:05 PM (CST)

QUICK FACTS

Location: Peoria, Illinois
Enrollment: 5,200
Conference: Missouri Valley
Nickname: Braves
Colors: Red and White
Arena (Capacity): Peoria Civic Arena (10,401)
Athletic Director: Ron Ferguson
Sports Information Director: Joe Dalfonso
SID Phone: (309) 676-7611
Trainer: Charlie Davis
1981-82 Record: 26-10
1981-82 Conference Record: 13-3, 1st place
Lettermen Returning: 5
Lettermen Lost: 5
Starters Returning: 2
Starters Lost: 3
Series Record: 27-40, Bradley leads
Last Meeting: 47-42 (1/30/82)

1981-82 RESULTS (26-10, 13-3)

1st MVC

BU	OPP	
55	81	at Oregon State
77	53	Howard
79	58	Valparaiso
94	63	at St. Francis (PA)
58	45	at St. Joseph's (PA)
61	60	Chicago State
56	58	Murray State (ot)
73	75	Cincinnati (7 ot)
74	61	at Loyola
82	87	#San Francisco
73	84	#Hawaii
62	64	#Cal State Fullerton
79	77	*at Indiana State (2 ot)
55	47	*Wichita State
63	61	*at Southern Illinois
68	62	*New Mexico State
92	69	*West Texas State
49	61	*at Drake
65	54	*at Creighton
72	58	*Illinois State
42	47	*at Wichita State
59	42	at Penn State
68	57	*Indiana State
68	58	*Southern Illinois
48	47	*at Illinois State
81	75	*at West Texas State (ot)
74	61	*at New Mexico State
52	71	*Creighton
82	79	*Tulsa (ot)
86	61	+Indiana State
50	55	+Illinois State
76	65	‡American
95	81	‡Syracuse
77	61	‡Tulane
84	68	‡Oklahoma
67	58	‡Purdue

#Rainbow Classic

*League games

+MVC Tournament

‡National Invitational Tournament



Head Coach Dick Versace
(Wisconsin, 1964)

School Record: 76-46 in four years

Career Collegiate Record: 76-46

Office Phone: (309) 676-7611

Best Time to Call: 9-11 a.m. weekdays

Assistant Coaches:

Tony Barone (Duke, 1968)

Jay Eck (Xavier, 1973)

Rudy Keeling (Quincy College)

1982-83 BRAVES' SCHEDULE

Nov. 27	Loyola University
29	at Murray State
Dec. 1	at Howard University
9	St. Louis University
11	at Ball State
17-18	River City Shootout
21	St. Joseph's (PA)
Jan. 3	St. Francis (PA)
6	*Creighton
8	*at Southern Illinois
13	*at Illinois State
15	*New Mexico State
20	*at Wichita State
22	*Tulsa
24	*at West Texas State
31	*Illinois State
Feb. 3	*at Creighton
5	*Southern Illinois
10	*at New Mexico State
12	*at Tulsa
17	*Indiana State
19	*West Texas State
22	*at Drake
26	*at Indiana State
Mar. 3	*Wichita State
5	*Drake
8	MVC Tournament
10	MVC Tournament
12	MVC Tournament

*League games



Game 15 & 26

ILLINOIS STATE

Jan. 22 at Normal — 2:35 PM (CST)

Feb. 26 at Wichita — 8:05 PM (CST)

QUICK FACTS

Location: Normal, Illinois
Enrollment: 20,000
Conference: Missouri Valley
Nickname: Redbirds
Colors: Red and White
Arena (Capacity): Horton Field House (8,000)
Athletic Director: Dan Ghormley
Sports Information Director: Tom Lamonica
SID Phone: (309) 438-5631
Trainer: Bob Kief
1981-82 Record: 17-12
1981-82 Conference Record: 9-7, 5th place
Lettermen Returning: 9
Lettermen Lost: 1
Starters Returning: 5
Starters Lost: 0
Series Record: 1-1, series even
Last Meeting: 61-56 (2/4/82)



Head Coach Bob Donewald
(Hanover, 1964)

School Record: 74-41 in four years
Career Collegiate Record: 74-41
Office Phone: (309) 438-8681
Best Time to Call: 9-11 a.m. weekdays
Assistant Coaches:
 Jim Platt (Concordia, 1973)
 Terry Smith (Marian, 1972)
 Pat Cunningham (Kalamazoo, 1974)

1981-82 RESULTS (17-12, 9-7)

5th MVC

ISU	OPP	
92	75	Mississippi Valley
63	60	Northern Illinois
79	84	at Western Illinois
61	63	#Arizona State
81	73	#Fairfield
94	55	at Eastern Illinois
58	74	at DePaul
68	72	*at Southern Illinois
59	49	*Drake
74	56	†Virginia Military
51	52	†Holy Cross
81	63	*at Indiana State
72	58	*New Mexico State
65	53	*West Texas State
68	54	*at Creighton
46	49	*at Drake
58	72	*at Bradley
82	61	*Indiana State
56	61	*Wichita State
65	53	*Southern Illinois
67	78	*at Tulsa (ot)
47	48	*Bradley
62	65	*at New Mexico State
51	49	*at West Texas State
62	39	Northern Iowa
66	48	*Creighton
56	43	+Drake
55	50	+Bradley (2 ot)
77	90	+Tulsa

#Utah Classic

*League games

†Worcester County Classic

+MVC Tournament

1982-83 REDBIRDS' SCHEDULE

Nov. 27	Chicago State
30	at Northern Illinois
Dec. 2	Western Illinois
7	DePaul
11	Oral Roberts
17-18	Illinois Classic
22	Eastern Illinois
30	at Northern Iowa
Jan. 6	*at New Mexico State
8	*at West Texas State
13	*Bradley
15	*Indiana State
22	*Wichita State
24	*Tulsa
27	*at Southern Illinois
29	*at Bradley
Feb. 3	*Drake
5	*New Mexico State
10	*at Creighton
12	*at Drake
19	*at Indiana State
21	*West Texas State
24	*Southern Illinois
26	*at Wichita State
28	*at Tulsa
Mar. 5	*Creighton
8	MVC Tournament
10	MVC Tournament
12	MVC Tournament

*League games



Game 16 & 28

SOUTHERN ILLINOIS

Jan. 29 at Carbondale — 7:30 PM (CST)

Mar. 5 at Wichita — 8:05 PM (CST)

QUICK FACTS

Location: Carbondale, Illinois
Enrollment: 22,000
Conference: Missouri Valley
Nickname: Salukis
Colors: Maroon and White
Arena (Capacity): SIU Arena (10,014)
Athletic Director: Lew Hartzog
Sports Information Director: Don Kopriva
SID Phone: (618) 453-5311
Trainer: Harry Schulz
1981-82 Record: 11-16
1981-82 Conference Record: 7-9, 6th place tie
Lettermen Returning: 8
Lettermen Lost: 4
Starters Returning: 5
Starters Lost: 0
Series Record: 11-11, series even
Last Meeting: 86-75 (2/20/82)



Head Coach Allen Van Winkle
 (SW Louisiana, 1971)

School Record: 11-16 in one year
Career Collegiate Record: 11-16
Office Phone: (618) 453-5311
Best Time to Call: weekday mornings
Assistant Coaches:
 Stafford Stephenson
 (Emory & Henry, 1969)
 Herman Williams (Dillard, 1971)

1981-82 RESULTS (11-16, 7-9)

16th MVC

SIU	OPP	
91	67	SE Missouri State
58	61	at Charleston (WV)
71	65	Murray State
90	77	Eastern Illinois
51	97	at Evansville
84	59	Indiana State Evansville
57	68	#Loyola
61	76	#U of IL - Chicago Circle
53	82	at Kansas State
72	68	*Illinois State
59	77	*at Creighton
55	63	*at Drake
61	63	*Bradley
83	74	*Indiana State
74	77	*Tulsa (ot)
69	62	*at West Texas State (ot)
72	60	*at Indiana State
69	61	*Creighton
53	65	*at Illinois State
43	47	at Eastern Illinois
58	68	*at Bradley
63	65	*New Mexico State (ot)
84	79	*West Texas State
75	86	*at Wichita State
67	85	*at Tulsa
67	64	*Drake
43	68	+New Mexico State

#Chicagoland Cage Classic

*League games

+MVC Tournament

1982-83 SALUKIS' SCHEDULE

Nov. 26	Charleston (WV)
27	at Northern Illinois
Dec. 2	at Murray State
4	SE Missouri State
9	at Morehead State
11	Eastern Illinois
17-18	Illinois Classic
Jan. 3	at Kansas State
6	*at Drake
8	*Bradley
13	*New Mexico State
17	*at Creighton
22	*at Indiana State
27	*Illinois State
29	*Wichita State
31	*at Tulsa
Feb. 3	*Indiana State
5	*at Bradley
7	*Tulsa
12	*Creighton
17	*at West Texas State
19	*at New Mexico State
24	*at Illinois State
26	*Drake
Mar. 3	*West Texas State
5	*at Wichita State
8	MVC Tournament
10	MVC Tournament
12	MVC Tournament

*League games



Game 17 & 21

INDIANA STATE

Jan. 31 at Terre Haute — 6:35 PM (CST)

Feb. 12 at Wichita — 8:05 PM (CST)

QUICK FACTS

Location: Terre Haute, Indiana
Enrollment: 12,500
Conference: Missouri Valley
Nickname: Sycamores
Colors: Blue and White
Arena (Capacity): Hulman Center (10,220)
Athletic Director: Beanie Cooper
Sports Information Director: Bill Goldring
SID Phone: (812) 232-6311
Trainer: Dr. Bob Behnke
1981-82 Record: 9-18
1981-82 Conference Record: 3-13, 9th place tie
Lettermen Returning: 6
Lettermen Lost: 5
Starters Returning: 3
Starters Lost: 2
Series Record: 6-5, Wichita State leads
Last Meeting: 92-72 (2/27/82)



Head Coach Dave Schellhase
(Purdue, 1966)

School Record: 0-0 first year

Career Collegiate Record: 137-64

Office Phone: (812) 232-6311

Best Time to Call: 1-2 p.m. weekdays

Assistant Coaches:

Earl Diddle (Ashland, 1973)

Jerry Hoover (Purdue, 1956)

Jon Scarbrough (Augustana, SD 1981)

1981-82 RESULTS (9-18, 3-13)

19th MVC

ISU	OPP	
52	50	Baltimore
50	60	at Penn State
67	58	Evansville
81	80	Ball State
89	101	at Memphis State
92	74	Tennessee Tech
66	72	at Vanderbilt
57	55	at Butler
59	65	at Colorado State
88	64	Eastern Illinois
77	79	*Bradley (2 ot)
72	87	*at Creighton
63	81	*Illinois State
74	83	*at Southern Illinois
73	84	*at New Mexico State
60	59	*Tulsa
60	72	*Southern Illinois
61	92	*at Illinois State
48	65	*at Drake
57	68	*at Bradley
75	71	*New Mexico State (ot)
80	83	*West Texas State (ot)
57	75	*at Wichita State
64	77	*at Tulsa
69	61	*Drake
72	92	*Wichita State
61	86	+at Bradley

*League games

+MVC Tournament

1982-83 SYCAMORES' SCHEDULE

Nov. 27	Manchester College
Dec. 1	at Ball State
4	Morehead State
6	Butler
11	at Evansville
15	at Cincinnati
28	at Minnesota
31	Alaska
Jan. 3	at St. Louis
6	*at Tulsa
8	*at New Mexico State
13	*Creighton
15	*at Illinois State
22	*Southern Illinois
24	*New Mexico State
29	*at Drake
31	*Wichita State
Feb. 3	*at Southern Illinois
5	*Tulsa
10	*at West Texas State
12	*at Wichita State
17	*at Bradley
19	*Illinois State
24	*Drake
26	*Bradley
Mar. 3	*at Creighton
5	*West Texas State
8 ^a	MVC Tournament
10	MVC Tournament
12	MVC Tournament

*League games



Game 18 & 24

NEW MEXICO STATE

Feb. 3 at Wichita — 8:05 PM (CST)

Feb. 21 at Las Cruces, 8:35 PM (CST)

QUICK FACTS

Location: Las Cruces, New Mexico
Enrollment: 12,400
Conference: Missouri Valley
Nickname: Aggies
Colors: Crimson and White
Arena (Capacity): Pan American Center (13,222)
Athletic Director: Keith Colson
Sports Information Director: Kirk Hendrix
SID Phone: (505) 646-3929
Trainer: Ed Sunderland
1981-82 Record: 17-11
1981-82 Conference Record: 10-6, 4th place
Lettermen Returning: 5
Lettermen Lost: 3
Starters Returning: 2
Starters Lost: 3
Series Record: 12-13, New Mexico State leads
Last Meeting: 57-59 (1/23/82)



Head Coach Weldon Drew
 (Fisk University, 1957)

School Record: 44-38 in three years
Career Collegiate Record: 44-38
Office Phone: (505) 646-1324
Best Time to Call: 8-11 a.m. weekdays
Assistant Coaches:
 Greg Berry (Bradley, 1968)
 Skip Adams (Dallas Baptist, 1973)

1981-82 RESULTS (17-11, 10-6)

4th MVC

NMSU OPP

94	66	College of Santa Fe
52	70	at Texas-El Paso
74	84	#Arizona State
70	85	#Long Beach State
78	61	Texas-El Paso
62	50	Dallas Baptist
85	81	at New Mexico
105	87	New Mexico Highlands
59	56	New Mexico
41	48	at Fresno State
50	63	*at Wichita State
75	66	*West Texas State
74	66	*Tulsa
62	68	*at Bradley
58	72	*at Illinois State
84	73	*Indiana State
59	57	*Wichita State
72	76	*at Tulsa
77	64	*Creighton
64	61	*Drake
71	75	*at Indiana State (ot)
65	63	*at Southern Illinois (ot)
65	62	*Illinois State
61	74	*Bradley
68	55	*at Drake
73	69	*at West Texas State
68	43	+Southern Illinois
61	85	+Tulsa

Fiesta Classic

*League games

+MVC Tournament

1982-83 AGGIES' SCHEDULE

Nov. 27	College of Santa Fe
30	Texas-El Paso
Dec. 8	at Texas-El Paso
11	New Mexico
14	New Mexico Highlands
17-18	Bayou Classic
23	at New Mexico
Jan. 3	Colorado
6	*Illinois State
8	*Indiana State
13	*at Southern Illinois
16	*at Bradley
20	*Drake
22	*at Creighton
24	*at Indiana State
29	*West Texas State
31	*Creighton
Feb. 3	*at Wichita State
5	*at Illinois State
10	*Bradley
12	*at West Texas State
19	*Southern Illinois
21	*Wichita State
26	*at Tulsa
28	*at Drake
Mar. 5	*Tulsa
8	MVC Tournament
10	MVC Tournament
12	MVC Tournament



Game 20

MEMPHIS STATE

Feb. 7 at Memphis— 7:35 PM (CST)

QUICK FACTS

Location: Memphis, Tennessee
Enrollment: 21,500
Conference: Metropolitan Collegiate Athletic
Nickname: Tigers
Colors: Blue and Gray
Arena (Capacity): Mid-South Coliseum (11,200)
Athletic Director: Charles Cavnarano
Sports Information Director: Bob Winn
SID Phone: (901) 454-2337
Trainer: Eddie Cantler
1981-82 Record: 24-5
1981-82 Conference Record: 12-2, 1st place
Lettermen Returning: 9
Lettermen Lost: 4
Starters Returning: 4
Starters Lost: 1
Series Record: 9-9, series even
Last Meeting: 81-70 (1/8/76)



Head Coach Dana Kirk
(Marshall, 1958)

School Record: 50-33 in three years
Career Collegiate Record: 186-117
Office Phone: (901) 454-2346
Best Time to Call: weekdays 9-11 a.m.
Assistant Coaches:
 Larry Finch (Memphis State, 1973)
 Lee Fowler (Vanderbilt, 1974)

1981-82 RESULTS (24-5, 12-2)

1st METRO MSU OPP

89	83	Australia (Exh.)
93	84	Yugoslavia (Exh.)
62	67	at East Tennessee St.
60	40	Livingston University
47	48	at Mississippi State (ot)
101	89	Indiana State
82	70	SW Louisiana
106	96	Brown University
61	55	Mississippi (ot)
91	74	East Tennessee St.
84	62	Baltimore
90	63	*Florida State
107	75	*Cincinnati
100	90	North Texas State
78	73	*at Virginia Tech
54	58	*at Tulane (ot)
70	63	*at Cincinnati
77	70	Marquette
83	78	*Virginia Tech
74	65	*Louisville (ot)
75	64	Ball State
62	60	*at Florida State
82	64	*at St. Louis
52	46	at Penn State
61	65	*at Louisville
62	60	*Tulane
94	72	*St. Louis
71	70	+Virginia Tech
73	62	+Louisville
56	55	‡Wake Forest
66	70	‡Villanova (ot)

*League games

+Metro Tournament

‡NCAA Tournament

1982-83 TIGERS' SCHEDULE

Nov.	16	Yugoslavian National Team
	26	#West Texas State
	27	#Wyoming
Dec.	1	*at St. Louis University
	4	Ball State
	6	Kent State
	11	East Tennessee State
	18	at Kansas
	23	Southern Mississippi
	29	at Ole Miss
Jan.	3	Baltimore
	6	*St. Louis University
	10	*at Virginia Tech
	15	*at Cincinnati
	19	Delta State University
	22	at North Carolina State
	26	Iona (at Madison Square)
	29	Eastern Kentucky
	31	*Virginia Tech
Feb.	5	*Tulane
	7	Wichita State
	12	*at Tulane
	14	at North Texas State
	20	*Louisville
	26	*at Florida State
	28	*Cincinnati
Mar.	3	*Florida State
	6	*at Louisville
	11	Metro Tournament
	12	Metro Tournament
	13	Metro Tournament

#Mid-South Classic

*League game

1982-83 Wichita State University Numerical Roster

NO.	NAME	POS.	HT	WT	CL - EXP	HOMETOWN (High School)
3	James Gibbs	G	5-9	166	Sr. - 3L	Mt. Vernon, NY (Mt. Vernon)
12	Bernard Jackson	G	6-3	175	Fr. - HS	Chicago, IL (Phillips)
15	Gilbert Wilburn	G-F	6-5	185	Fr. - HS	Carson, CA (Banning)
21	Gary Cundiff	G	6-2	165	Fr. - HS	DeSoto, MO (DeSoto)
22	Aubrey Sherrod	G	6-4	191	So. - 1L	Wichita, KS (Heights)
34	Xavier McDaniel	F	6-7	200	So. - 1L	Columbia, SC (A.C. Flora)
35	Antoine Carr	F-C	6-9	225	Sr. - 3L	Wichita, KS (Heights)
40	Karl Papke	G-F	6-5	181	So. - 1L	Wichita, KS (West)
45	Cedric Phillips	F	6-4	193	So. - SQ	San Diego, CA (Morse)
50	Zarko Durisic	C	6-10	230	Sr. - 1L	Titograd, Yugoslavia (Titograd)

Jr.

1982-83 Wichita State University Alphabetical Roster

NO.	NAME	POS.	HT	WT	CL - EXP	HOMETOWN (High School)
35	Antoine Carr	F-C	6-9	225	Sr. - 3L	Wichita, KS (Heights)
21	Gary Cundiff	G	6-2	165	Fr. - HS	DeSoto, MO (DeSoto)
50	Zarko Durisic	C	6-10.	230	Sr. - 1L	Titograd, Yugoslavia (Titograd)
3	James Gibbs	G	5-9	166	Sr. - 3L	Mt. Vernon, NY (Mt. Vernon)
12	Bernard Jackson	G	6-3	175	Fr. - HS	Chicago, IL (Phillips)
34	Xavier McDaniel	F	6-7	200	So. - 1L	Columbia, SC (A.C. Flora)
40	Karl Papke	G-F	6-5	181	So. - 1L	Wichita, KS (West)
45	Cedric Phillips	F	6-4	193	So. - SQ	San Diego, CA (Morse)
22	Aubrey Sherrad	G	6-4	191	So. - 1L	Wichita, KS (Heights)
15	Gilbert Wilburn	G-F	6-5	185	Fr. - HS	Carson, CA (Banning)

SERIES SCORES AGAINST 1982-83 OPPONENTS

YEAR	SITE	WSU-OPP
New Orleans (First meeting)		
Detroit (18 games, WSU leads 11-7)		
1949-50	UD	52-53
	UD	47-61
1950-51	WSU	65-58
	UD	60-78
1951-52	WSU	58-47
	UD	69-87
1952-53	UD	62-64
	UD	61-65
1953-54	WSU	77-75
	WSU	91-61
1954-55	WSU	80-75
	WSU	83-77
1955-56	WSU	99-79
	WSU	85-84
1956-57	WSU	96-76
	UD	75-82
1957-58	WSU	89-82
1981-82	WSU	79-70
District of Columbia (1 game, WSU leads 1-0)		
1981-82	WSU	100-76
Jackson State (First Meeting)		
North Texas State (36 games, WSU leads 25-11)		
1957-58	WSU	80-54
	WSU	64-54
1958-59	WSU	85-78
	WSU	87-62
1959-60	WSU	92-64
	NTS	78-84
1960-61	WSU	104-58
	WSU	91-75
1961-62	WSU	105-75
	WSU	110-69
1962-63	NTS	67-69
	WSU	89-73
1963-64	WSU	86-70
	WSU	90-83
1964-65	WSU	107-88
	WSU	69-67
1965-66	WSU	111-70
	WSU	112-79
1966-67	NTS	68-80
	WSU	74-73
1967-68	WSU	81-63
	NTS	79-91
1968-69	WSU	97-89
	NTS	100-102
1969-70	NTS	77-81
	NTS	79-84
1970-71	NTS	75-81
	WSU	84-81
1971-72	NTS	63-74
	WSU	81-66
1972-73	WSU	72-69
	WSU	(ot) 73-71
1973-74	WSU	83-76
	NTS	83-89
1974-75	WSU	87-72
	NTS	80-86
Jackson State (First meeting)		
Cal. State-Fullerton (2 game, WSU leads 2-0)		
1976-77	WSU	70-63
1981-82	WSU	70-67
Alabama-Birmingham (1 game, WSU leads 1-0)		
1981-82	WSU	75-60

YEAR	SITE	WSU-OPP
University of Pacific (First meeting)		
Arkansas-Little Rock (First meeting)		
West Texas State (25 games, WSU leads 18-7)		
1949-50	WSU	67-61
1971-72	WSU	70-65
	WSU	103-73
1972-73	WSU	88-82
	WTSU	75-82
	WSU	103-61
1973-74	WSU	72-61
	WTSU	73-85
1974-75	WSU	60-55
	WTSU	63-89
1975-76	WSU	63-55
	WTSU	62-69
1976-77	WSU	82-72
	WSU	74-66
	WTSU	68-79
1977-78	WTSU	59-64
	WSU	81-74
1978-79	WSU	96-84
	WSU	79-69
1979-80	WTSU	(ot) 79-87
	WSU	99-83
1980-81	WSU	100-85
	WSU	75-63
1981-82	WSU	73-72
	WSU	106-89
Creighton (33 games, WSU leads 20-13)		
1944-45	WSU	33-22
1945-46	WSU	61-47
1946-47	CU	38-44
	CU	43-51
1947-48	CU	30-40
	CU	28-31
1949-50	WSU	70-53
	CU	59-71
1950-51	WSU	74-57
	WSU	75-62
1951-52	WSU	100-63
	WSU	63-62
	WSU	66-63
1952-53	WSU	77-55
	WSU	78-70
1953-54	WSU	100-87
	WSU	72-68
1963-64	WSU	84-68
1966-67	CU	88-91
1968-69	CU	67-85
1973-74	CU	63-65
1975-76	CU	71-77
1977-78	CU	70-71
	CU	76-80
1978-79	WSU	(ot) 94-88
	WSU	89-83
1979-80	WSU	(ot) 81-77
	CU	81-92
1980-81	WSU	77-72
	WSU	83-70
	CU	64-70
1981-82	WSU	69-56
	WSU	62-50
Colorado State (6 games, WSU leads 5-1)		
1938-39	WSU	45-28
1939-40	CSU	49-50
1948-49	WSU	50-42
1954-55	WSU	81-59
1961-62	WSU	64-36
1980-81	WSU	53-34

YEAR	SITE	WSU-OPP
Tulsa (78 games, WSU leads 41-37)		
1930-31	UT	30-32
	WSU	(ot) 28-26
1935-36	UT	21-29
1945-46	WSU	42-35
	WSU	33-29
1946-47	UT	34-35
	WSU	29-23
1947-48	UT	44-45
	WSU	54-48
1948-49	WSU	42-35
	WSU	54-43
1949-50	UT	36-42
	UT	40-44
1950-51	WSU	51-44
	UT	49-58
1951-52	UT	48-74
	UT	53-61
1952-53	UT	82-96
	WSU	81-70
1953-54	WSU	75-85
	WSU	65-51
1954-55	UT	65-67
	UT	62-77
1955-56	WSU	64-56
	WSU	71-51
1956-57	UT	60-61
	WSU	72-53
1957-58	WSU	74-73
	WSU	66-64
1958-59	UT	80-75
	WSU	91-71
	WSU	61-60
1959-60	UT	64-68
	WSU	90-73
1960-61	WSU	91-84
	WSU	87-70
1961-62	UT	77-86
	UT	60-63
1962-63	UT	(2 ot) 83-85
	WSU	66-38
1963-64	WSU	88-66
	WSU	98-79
1964-65	UT	64-75
	WSU	59-48
1965-66	WSU	87-79
	WSU	(ot) 81-79
1966-67	UT	61-68
	UT	57-70
1967-68	WSU	86-78
	WSU	85-81
1968-69	UT	69-94
	WSU	(ot) 95-87
1969-70	UT	73-81
	UT	92-108
1970-71	UT	86-89
	UT	69-93
1971-72	WSU	32-60
	UT	83-88
1972-73	UT	91-96
	UT	91-97
1973-74	WSU	81-79
	WSU	67-66
1974-75	UT	63-74
	WSU	71-67
1975-76	WSU	75-71
	WSU	70-61
1976-77	WSU	68-48
	UT	64-71
1977-78	WSU	102-84
	WSU	64-56
1978-79	WSU	94-93
	UT	86-88
1979-80	WSU	91-83
	UT	78-79
1980-81	UT	84-91
	UT	72-74
1981-82	UT	88-99
	UT	75-80

YEAR	SITE	WSU-OPP
Drake (78 games, WSU leads 52-26)		
1936-37	WSU	42-38
1937-38	DU	28-36
1945-46	WSU	55-41
	WSU	56-42
1946-47	DU	37-64
	DU	30-39
1947-48	DU	41-43
	DU	46-48
1948-49	DU	47-57
	WSU	62-57
1949-50	DU	64-72
	DU	61-79
1950-51	WSU	64-45
	WSU	68-67
1951-52	DU	63-65
	DU	48-74
1952-53	DU	60-73
	WSU	76-71
1953-54	WSU	89-74
	WSU	89-60
1954-55	WSU	80-78
	WSU	96-78
1955-56	WSU	80-76
	WSU	76-70
1956-57	WSU	71-61
	DU	79-81
1957-58	WSU	74-69
	DU	65-71
1958-59	WSU	61-54
	WSU	78-72
1959-60	WSU	65-53
	WSU	76-81
1960-61	WSU	90-70
	DU	88-101
1961-62	WSU	77-64
	WSU	91-61
1962-63	WSU	68-60
	WSU	73-59
1963-64	WSU	67-49
	WSU	64-63
	WSU	58-50
1964-65	WSU	71-60
	WSU	(ot) 76-74
1965-66	DU	(ot) 72-79
	WSU	96-91
1966-67	WSU	(ot) 91-85
	WSU	71-60
1967-68	DU	74-75
	WSU	79-78
1968-69	DU	81-86
	DU	94-120
1969-70	DU	85-98
	DU	(ot) 83-90
1970-71	DU	74-78
	DU	76-80
1971-72	DU	58-61
	WSU	95-71
1972-73	WSU	93-80
1973-74	WSU	70-66
1974-75	WSU	106-92
	DU	74-79
1975-76	WSU	95-78
	WSU	75-69
1976-77	WSU	75-65
	DU	78-88
	WSU	67-63
1977-78	WSU	74-73
	WSU	68-59
1978-79	DU	(ot) 109-114
	WSU	125-96
	WSU	70-69
1979-80	WSU	83-70
	WSU	117-104
1980-81	WSU	89-88
	WSU	79-67
	WSU	88-74
1981-82	WSU	75-49
	WSU	62-43

YEAR	SITE	WSU-OPP
Bradley (67 games, Bradley leads 40-27)		
1947-48	BU	62-72
1948-49	BU	51-66
	BU	49-57
1949-50	BU	49-61
	BU	56-68
1950-51	BU	61-76
	BU	44-65
1951-52	BU	61-77
	BU	48-67
1952-53	WSU	70-68
1953-54	WSU	91-83
1954-55	BU	67-69
1955-56	BU	59-80
	WSU	86-59
1956-57	BU	72-78
	WSU	89-91
1957-58	BU	83-92
	BU	80-85
1958-59	BU	52-60
	BU	70-72
1959-60	BU	70-71
	BU	80-85
1960-61	BU	61-64
	BU	56-57
1961-62	BU	63-70
	WSU	89-88
1962-63	WSU	79-60
	BU	63-64
1963-64	WSU	56-50
	BU	74-76
1964-65	WSU	85-79
	BU	73-77
1965-66	BU	86-91
	WSU	98-79
1966-67	WSU	83-69
	WSU	76-74
1967-68	BU	92-104
	WSU	112-97
1968-69	BU	83-93
	BU	(ot) 85-87
	BU	80-89
1969-70	WSU	90-70
	BU	81-87
1970-71	WSU	97-84
	WSU	71-67
1971-72	WSU	77-76
	BU	82-86
1972-73	WSU	73-65
1973-74	BU	73-108
1974-75	BU	73-88
	WSU	83-76
1975-76	WSU	84-71
	WSU	84-74
1976-77	WSU	87-74
	WSU	91-88
1977-78	BU	77-78
	WSU	66-64
	BU	71-75
1978-79	WSU	91-79
	BU	74-76
1979-80	BU	66-67
	BU	51-57
	BU	60-68
1980-81	WSU	87-85
	WSU	70-57
1981-82	BU	47-55
	WSU	47-42
Illinois State (2 games, series tied 1-1)		
1937-38	ISU	27-41
1981-82	WSU	61-56
Southern Illinois (22 games, series tied 11-11)		
1964-65	WSU	94-81
1965-66	SIU	68-89
	WSU	87-80

YEAR	SITE	WSU-OPP
1966-67	SIU	55-77
1967-68	SIU	72-81
1968-69	SIU	51-58
1971-72	WSU	91-83
1973-74	SIU	77-84
1975-76	SIU	59-61
	WSU	65-64
1976-77	SIU	59-60
	WSU	91-90
1977-78	SIU	59-66
	SIU	53-60
1978-79	SIU	79-89
	SIU	81-82
1979-80	WSU	68-45
	WSU	81-68
1980-81	WSU	73-47
	WSU	81-61
	WSU	77-57
1981-82	WSU	86-75
Indiana State (11 games, WSU leads 6-5)		
1977-78	WSU	74-70
	ISU	56-72
1978-79	ISU	84-94
	ISU	84-109
1979-80	ISU	54-62
	WSU	58-54
	WSU	82-70
1980-81	WSU	93-59
	ISU	72-75
1981-82	WSU	75-57
	WSU	92-72
New Mexico State (25 games, New Mexico State leads 13-12)		
1950-51	NMSU	57-61
1952-53	WSU	80-54
1965-66	WSU	103-67
1967-68	NMSU	76-89
1969-70	NMSU	76-108
1972-73	WSU	58-56
1973-74	NMSU	63-71
	WSU	80-71
1974-75	WSU	64-63
	NMSU	66-72
1975-76	WSU	70-61
	WSU	78-70
1976-77	NMSU	67-89
	NMSU	79-84
1977-78	WSU	71-70
	NMSU	79-82
1978-79	NMSU	75-93
	WSU	86-84
	NMSU	81-85
1979-80	NMSU	70-75
	WSU	80-78
1980-81	WSU	74-68
	NMSU	80-82
1981-82	WSU	63-50
	NMSU	57-59
Memphis State (18 games, series tied 9-9)		
1958-59	WSU	(ot) 95-82
1959-60	WSU	79-75
1967-68	WSU	77-69
	MS	55-67
1968-69	WSU	71-69
	WSU	71-61
	MS	81-85
1969-70	WSU	79-72
1970-71	WSU	98-87
	MS	77-85
1971-72	MS	69-71
	MS	98-108
1972-73	MS	77-99
1973-74	MS	90-91
1974-75	WSU	95-91
	MS	76-78
1975-76	MS	68-75
	WSU	81-70

ALL-TIME RECORDS WITH OPPONENTS

	G	W	L		G	W	L
Abilene Christian	5	4	1	Loyola-New Orleans	1	1	0
Adams State	1	1	0	Louisiana State	2	1	1
Air Force	1	1	0	Louisville	24	5	19
Alabama Birmingham	1	1	0	Marshall College	1	0	1
Alva Normal	2	2	0	Marquette	7	3	4
Alva Teachers	3	3	0	Marysville Teachers	6	0	6
Alva	3	3	0	McNeese State	1	1	0
Arizona	2	1	1	McPherson	17	9	8
Arizona State	7	4	3	Memphis State	18	9	9
Arkansas	2	1	1	Mexico State	2	2	0
Arkansas State	2	1	1	Michigan	5	3	2
Augustana	1	1	0	Michigan State	5	3	2
Baker	9	4	5	Minnesota	2	2	0
Ball State	1	1	0	Missouri	3	0	3
Baylor	3	2	1	Montana State	3	2	1
Beloit	1	0	1	Monterrey	5	3	2
Bethel	15	11	4	Morehead Teachers	1	0	1
Bowling Green	4	1	3	Morningside College	2	2	0
Bradley	67	27	40	Murray (KY) College	1	1	0
Brigham Young	6	6	0	Nebraska	9	5	4
California-Berkeley	1	0	1	Nevada	1	1	0
California-Fullerton	2	2	0	Nevada-Las Vegas	2	1	1
Cal-Poly SLO	1	1	0	New Mexico	3	1	2
Camp Crowder	1	1	0	New Mexico State	25	12	13
Cathedral A.C.	1	1	0	Newton AC	2	0	2
Centenary College	2	1	1	New York Univ.	1	0	1
Central Missouri St.	2	2	0	North Carolina State	1	0	1
Chillico	5	1	4	North Dakota State	1	1	0
Cincinnati	29	11	18	North Texas State	36	25	11
Cleveland State	1	1	0	Northeast Louisiana	3	2	1
College of Emporia	11	4	7	Northern Illinois	3	1	2
Colorado State	6	5	1	Northern Iowa	1	1	0
Colorado College	3	2	1	Northwestern	2	2	0
Colorado Mines	1	1	0	Ohio	1	1	0
Colorado University	8	6	2	Ohio State	4	1	3
Cook Paint & Varnish	1	1	0	Oklahoma	5	1	4
Copper	15	14	1	Oklahoma Baptist	3	3	0
Cornell	1	1	0	Oklahoma Christian	1	1	0
Creighton	33	20	13	Oklahoma City Univ.	34	18	16
Cudhay A.C.	3	1	2	Oklahoma State	29	6	23
Culver Stockton	1	0	1	Oral Roberts Univ.	4	2	2
Dayton	1	0	1	Oregon	5	2	3
Denver	1	1	0	Oregon State	2	0	2
DePaul	5	2	3	Ottawa	16	6	10
Detroit	18	11	7	Pan American	4	3	1
District of Columbia	1	1	0	Pepperdine	1	0	1
Doris Hatters	1	0	1	Phillips	22	13	9
Drake	78	51	27	Pittsburg Normal	36	20	16
Drury College	2	0	2	Princeton	1	0	1
Duquesne	2	1	1	Purdue	2	2	0
Eastern Michigan	1	1	0	Rice	1	0	1
Edmond Teachers	1	1	0	Rhode Island	1	1	0
Emporia	55	34	21	San Diego Naval Base	1	0	1
Fal Mexico YMCA	1	1	0	San Diego State	5	5	0
Fort Hays State	30	20	10	San Francisco State	1	1	0
Friends	40	33	7	San Francisco Univ.	6	2	4
Grend Bend AFB	2	1	1	San Jose State	1	0	1
Hardin-Simmons	4	4	0	Santa Clara	3	2	1
Haupt (Oklahoma)	1	1	0	South Dakota	2	2	0
Herrington AFB	1	0	1	South Dakota State	1	1	0
Houston	23	15	8	Southern Univ.	1	1	0
Hutchinson NAS	2	1	1	Southern California	1	1	0
Illinois University	1	0	1	Southern Illinois	22	11	11
Illinois College	1	1	0	SMU	5	2	3
Illinois State	2	1	1	Southwestern	78	27	51
Indiana State	11	6	5	SW Missouri State	2	1	1
Iona	3	2	1	Springfield (MASS)	1	1	0
Iowa	7	3	4	St. Bonaventure	1	0	1
Iowa State	1	1	0	St. Joseph's	1	0	1
Kansas	6	1	5	St. Louis	60	19	41
Kansas State	12	5	7	St. Mary's (CA)	1	1	0
Long Beach State	9	5	4	Texas-Arlington	1	1	0
Los Angeles State	4	2	2	Texas A&M	3	2	1
Loyola-Chicago	26	17	9	Texas Christian	5	4	1

	G	W	L
Texas Tech	1	1	0
Texas Univ.	2	2	0
Texas-El Paso	8	6	2
Tulsa	78	41	37
UCLA	3	1	2
US International	1	1	0
Utah	4	0	4
Utah State	7	3	4

	G	W	L
Villanova	2	1	1
Virginia Tech	1	0	1
Washington	2	1	1
West Texas State	25	18	7
Western Kentucky	2	0	2
Wisconsin-Milwaukee	1	1	0
Wyoming	7	6	1
Xavier	2	2	0

1981-82 GAME-BY-GAME RESULTS



WSU 93 Abilene Christian 55

Nov. 27 — Henry Levitt Arena, Wichita

ATTENDANCE: 10,666

ACU	FG	FT-A	REB	PF	TP
Johnson	1	3-4	3	5	5
Davis	2	2-2	2	2	6
Williams	9	4-4	5	3	22
Cox	1	2-3	0	0	4
Smith	2	2-2	1	3	6
Dorsey	1	1-2	3	2	3
Butler	2	0-0	1	0	4
Chambers	0	0-0	0	0	0
Hyslop	1	1-2	0	3	3
Clardy	0	2-4	1	1	2

WSU	FG	FT-A	REB	PF	TP
Carr	7	2-2	10	1	16
Jackson	2	0-0	2	1	4
Levingston	5	4-6	7	2	14
Sherrrod	7	0-0	1	2	14
Martin	3	0-1	2	2	6
Gibbs	2	0-0	0	1	4
McDaniel	6	2-2	5	2	14
Dreiling	5	0-0	6	4	10
Jones	3	0-0	2	3	6
Phillips	0	0-0	2	1	0
Durisic	2	1-1	1	4	5

TOTALS 91 17-23 19 19 55

FG% - 42.2 FT% - 73.9

HALFTIME SCORE: WSU 45 ACU 27

TOTALS 42 9-12 42 23 93

FG% - 59.2 FT% - 75.0

WSU 100 District of Columbia 76

Dec. 4 — Henry Levitt Arena, Wichita (McDonald's Classic)

ATTENDANCE: 10,666

UDC	FG	FT-A	REB	PF	TP
Britt	10	3-4	12	2	23
Neal	0	0-0	3	4	0
Jones	9	12-14	9	4	30
Carson	3	0-0	2	0	6
Daniels	0	0-0	0	3	0
Carmichael	1	0-0	0	0	2
Payne	5	4-6	1	2	14
Caldwell	0	1-2	0	3	1
Morgan	0	0-1	2	1	0
Holland	0	0-0	2	1	0
Blondin	0	0-0	0	1	0

WSU	FG	FT-A	REB	PF	TP
Carr	8	7-11	6	3	23
Jackson	2	0-0	5	5	4
Levingston	6	2-3	8	4	14
Sherrrod	4	6-6	5	3	14
Martin	7	3-3	3	2	17
Gibbs	0	0-1	1	1	0
McDaniel	5	3-3	7	4	13
Dreiling	2	3-4	3	4	7
Jones	1	2-2	10	1	4
Papke	2	0-0	1	3	4
Phillips	0	0-0	0	0	0
Durisic	0	0-0	0	1	0

TOTALS 28 20-27 33 21 76

FG% - 43.1 FT% - 74

HALFTIME SCORE: WSU 51 UDC 35

TOTALS 37 26-33 52 28 100

FG% - 48.6 FT% - 78.7

WSU 87 Cincinnati 67

Dec. 5 — Henry Levitt Arena, Wichita (McDonald's Classic) ATTENDANCE: 10,666

CIN	FG	FT-A	REB	PF	TP
Jones	5	3-3	16	3	13
Gaffney	0	0-1	2	3	0
Williams	10	4-4	13	4	24
Johnson	0	0-0	1	2	0
Austin	7	1-1	4	2	15
Campbell	1	0-0	0	3	2
McMillan	1	0-1	0	2	2
Schloemer	2	2-0	2	0	4
Robinson	1	0-0	0	1	2
Kecman	0	0-0	0	0	0
Dorris	2	1-3	0	0	5

TOTALS 29 9-13 42 20 67
 FG% - 42 FT% - 69.2
 HALFTIME SCORE: WSU 42 CIN 34

WSU	FG	FT-A	REB	PF	TP
Carr	7	2-2	7	5	16
Jackson	6	0-0	7	2	12
Levingston	1	2-4	5	1	4
Sherrod	5	5-5	3	1	15
Martin	7	1-4	2	3	15
Gibbs	2	0-0	0	0	4
McDaniel	6	3-5	12	1	15
Dreiling	1	0-0	4	0	2
Jones	0	0-0	1	2	0
Papke	0	0-0	0	0	0
Phillips	1	0-0	0	0	2
Durisc	1	0-2	1	1	2

TOTALS 37 13-22 46 16 87
 FG% - 50 FT% - 59

WSU 94 Long Beach State 71

Dec. 8 — Long Beach Arena, Long Beach, Calif. ATTENDANCE: 5,255

WSU	FG	FT-A	REB	PF	TP
Jackson	1	1-2	5	3	3
Carr	7	2-2	5	3	16
Levingston	10	5-8	19	0	25
Martin	6	7-8	3	2	19
Sherrod	5	0-0	0	1	10
Gibbs	5	3-3	1	1	13
McDaniel	3	0-0	6	2	6
Dreiling	0	0-0	1	5	0
Jones	1	0-0	2	1	2
Phillips	0	0-1	0	0	0

TOTALS 38 18-24 44 18 94
 FG% - 53.5 FT% - 75
 HALFTIME SCORE: WSU 44 LBS 37

LBS	FG	FT-A	REB	PF	TP
Mosby	0	0-0	2	2	0
Zeno	2	4-4	8	4	8
Gregory	11	3-4	8	0	25
Hodges	5	6-9	4	4	16
Johnson	1	0-0	1	1	2
Taylor	0	0-0	0	2	0
McDaniel	4	0-1	0	3	8
Sims	2	0-2	1	1	4
Brown	3	0-0	2	1	6
Lack	0	0-0	0	1	0
Britton	1	0-1	4	0	2
Tye	0	0-0	0	0	0

TOTALS 29 13-21 31 19 71
 FG% - 44.6 FT% - 61.9

WSU 75 Alabama-Birmingham 60

Dec. 12 — Henry Levitt Arena, Wichita ATTENDANCE: 10,666

UAB	FG	FT-A	REB	PF	TP
Lane	0	1-2	1	3	1
Giles	3	3-6	7	3	9
Speer	7	0-1	9	4	14
Nicholas	0	1-2	2	4	1
Robinson	8	1-2	3	4	17
Johnson	0	0-0	1	0	0
Foster	4	2-2	3	1	10
Gause	0	0-0	1	1	0
Drum	0	0-0	3	1	0
Anchrum	2	4-6	4	4	8

TOTALS 24 12-21 34 25 60
 FG% - 42.1 FT% - 57.1
 HALFTIME SCORE: WSU 40 UAB 27

WSU	FG	FT-A	REB	PF	TP
Carr	5	1-5	9	2	11
Jackson	1	2-2	2	4	4
Levingston	3	1-3	4	5	7
Sherrod	3	7-9	0	1	13
Martin	7	0-0	4	2	14
Gibbs	0	0-0	2	1	0
McDaniel	3	0-0	3	2	6
Dreiling	6	2-4	7	3	14
Jones	1	0-0	5	1	2
Papke	0	2-2	1	0	2
Phillips	0	0-0	1	0	0
Durisc	0	2-2	0	0	2

TOTALS 29 17-27 42 21 75
 FG% - 49.2 FT% - 62.9

WSU 118 Pan American 65

Dec. 19 — Henry Levitt Arena, Wichita ATTENDANCE: 10,666

PAU	FG	FT-A	REB	PF	TP
Kirby	2	1-2	7	5	5
Cobb	5	2-5	6	3	12
Butler	3	3-6	1	4	9
Skinner	9	0-0	7	3	18
Lance	1	0-0	2	0	2
Smith	0	0-1	0	1	0
Hatch	1	2-2	4	2	4
Moser	5	3-4	6	1	13
Martin	1	0-0	1	1	2

TOTALS 27 11-18 40 20 65
 FG% - 38 FT% - 61.1
 HALFTIME SCORE: WSU 70 PAU 32

WSU	FG	FT-A	REB	PF	TP
Carr	5	4-5	6	4	14
Jackson	5	0-0	3	3	10
Levingston	3	4-6	15	1	19
Sherrod	9	1-1	3	0	19
Martin	6	0-0	1	0	12
McDaniel	4	2-2	5	0	10
Dreiling	6	3-5	6	2	15
Jones	5	3-4	2	2	13
Phillips	0	0-0	4	1	0
Durisc	3	0-0	2	2	6
Gibbs	4	1-2	1	0	9

TOTALS 50 18-25 50 15 118
 FG% - 56.8 FT% - 72

WSU 79 Detroit 70

Dec. 23 — Calihan Hall, Detroit, Mich.

ATTENDANCE: 5,160

WSU	FG	FT-A	REB	PF	TP
Jackson	0	2-2	3	4	2
Carr	0	4-6	7	5	4
Levingston	8	2-2	12	3	18
Martin	8	6-7	3	3	22
Sherrad	3	1-3	1	1	7
Dreiling	3	5-5	6	3	11
Jones	2	2-2	0	0	6
McDaniel	2	0-0	0	2	4
Gibbs	1	3-4	0	0	5
TOTALS	27	25-31	32	21	79

FG% - 56.2 FT% - 80.6
HALFTIME SCORE: WSU 43 DET 30

DET	FG	FT-A	REB	PF	TP
Watkins	2	1-2	7	2	5
Kopicki	7	4-7	12	2	18
McNatt	5	2-4	7	4	12
Moore	5	2-2	1	4	12
Matthews	2	0-0	2	3	4
Shappell	1	1-2	0	3	3
Davis	5	2-2	5	3	12
Blakey	0	0-0	0	2	0
Simms	1	2-2	0	1	4
TOTALS	28	14-21	34	24	70

FG% - 43.8 FT% - 66.7

WSU 70 California State - Fullerton 67

Dec. 27 — Blaisdell Arena, Honolulu, Hawaii

ATTENDANCE: 5,106

WSU	FG	FT-A	REB	PF	TP
Jackson	3	0-0	1	2	6
Carr	8	4-5	2	3	20
Levingston	5	0-0	10	2	10
Martin	5	7-7	4	4	17
Sherrad	3	0-0	1	2	6
Gibbs	0	0-0	0	0	0
McDaniel	0	3-4	2	1	3
Durisc	1	0-0	0	0	2
Dreiling	0	3-4	2	1	3
TOTALS	27	16-20	30	17	70

FG% - 51.9 FT% - 80
HALFTIME SCORE: WSU 32 CSF 26

CSF	FG	FT-A	REB	PF	TP
Green	1	1-2	3	2	3
Neal	7	4-5	8	3	18
Hawthorne	0	0-0	1	3	0
Wood	7	4-5	3	2	18
Mixon	10	0-0	5	3	20
Davis	0	0-0	0	0	0
Anderson	0	0-0	0	0	0
Vetter	0	0-0	0	1	0
Stephens	2	4-4	3	4	8
TOTALS	27	13-16	24	18	67

FG% - 45.8 FT% - 81.3

North Carolina State 60 WSU 48

Dec. 29 — Blaisdell Arena, Honolulu, Hawaii

ATTENDANCE: 5,345

WSU	FG	FT-A	REB	PF	TP
Jackson	0	0-0	1	1	0
Carr	5	0-1	8	5	10
Levingston	5	1-2	12	5	11
Martin	2	0-0	3	3	4
Sherrad	4	0-0	2	4	8
McDaniel	3	3-4	6	4	9
Gibbs	0	0-0	1	0	0
Jackson	0	0-0	1	1	0
Jones	0	0-2	1	2	0
Durisc	0	0-0	0	0	0
TOTALS	21	6-12	37	27	48

FG% - 33.3 FT% - 50.0
HALFTIME SCORE: WSU 25 NCS 32

NCS	FG	FT-A	REB	PF	TP
Parzych	4	0-0	2	3	8
Bailey	9	5-6	7	0	23
Nevitt	0	1-2	2	5	1
Whittenburg	3	16-17	3	1	22
Lowe	2	0-0	2	2	4
Gannon	0	1-2	0	1	1
Charles	0	0-0	1	0	0
McQueen	0	1-3	4	5	1
TOTALS	18	24-30	25	17	60

FG% - 48.6 FT% - 80.0

San Francisco 84 WSU 74

Dec. 30 — Neal Blaisdell Arena, Honolulu, Hawaii

ATTENDANCE: 4,672

WSU	FG	FT-A	REB	PF	TP
Carr	4	2-2	6	5	10
Levingston	9	4-10	13	3	22
Dreiling	4	3-4	3	1	11
Martin	5	1-2	0	5	11
Jackson	1	0-0	3	5	2
Gibbs	1	0-0	0	2	2
McDaniel	4	0-0	1	4	8
Sherrad	4	0-0	1	3	8
TOTALS	32	10-18	28	29	74

FG% - 46.4 FT% - 55.6
HALFTIME SCORE: WSU 42 USF 45

USF	FG	FT-A	REB	PF	TP
Martens	4	0-0	4	2	8
Hegwood	9	5-6	11	4	23
Bryant	7	3-4	9	4	17
McAlister	0	2-2	4	3	2
Dailey	5	15-19	6	3	25
Speight	0	0-0	0	0	0
Booker	1	0-1	0	2	2
Slaymaker	0	7-9	1	0	7
TOTALS	26	32-41	39	18	84

FG% - 48.1 FT% - 78.0

WSU 63 New Mexico State 50**Jan. 2 — Henry Levitt Arena, Wichita****ATTENDANCE: 10,666**

NMS	FG	FT-A	REB	PF	TP
Sailors	2	0-0	3	2	4
Pena	9	2-2	7	0	20
Moultrie	3	0-2	9	4	6
Taylor	1	0-0	5	5	2
Patterson	7	0-1	1	3	14
Sublet	0	0-0	0	0	0
Colter	2	0-0	1	2	4
Williams	0	0-0	1	2	0
TOTALS	24	2-5	31	18	50
FG% - 50.2	FT% - 40.0				
HALFTIME SCORE: NMS 28 WSU 27					

WSU	FG	FT-A	REB	PF	TP
Carr	8	6-6	8	2	22
Levingston	3	1-2	10	3	7
Dreiling	0	1-2	0	1	1
Jackson	0	0-0	3	1	0
Martin	5	3-5	3	2	13
Gibbs	4	2-2	0	0	10
Sherrod	2	0-0	2	1	4
McDaniel	0	0-0	3	2	0
Jones	3	0-0	1	1	6
TOTALS	25	13-17	35	15	63
FG% - 40.3	FT% - 76.5				

WSU 92 U.S. International 67**Jan. 4 — Henry Levitt Arena, Wichita****ATTENDANCE: 10,571**

USI	FG	FT-A	REB	PF	TP
Arterberry	4	3-3	3	1	11
Robinson	8	7-13	14	3	23
Hicks	2	0-0	8	4	4
Lloyd	5	3-4	3	3	13
Smith	2	2-2	1	6	0
McDaniel	0	0-0	2	0	0
Weaver	3	4-4	2	4	10
Small	0	0-0	0	1	0
Carroll	0	0-0	0	0	0
Daniel	0	0-0	0	0	0
TOTALS	24	19-26	33	19	67
FG% - 46.2	FT% - 73.1				
HALFTIME SCORE: USI 33 WSU 38					

WSU	FG	FT-A	REB	PF	TP
Carr	7	1-2	7	3	15
Jackson	3	0-0	2	1	7
Levingston	6	1-2	8	2	3
Sherrod	5	0-0	2	4	10
Martin	14	4-8	3	2	12
Gibbs	1	0-0	0	2	0
McDaniel	5	0-0	2	3	10
Dreiling	5	8-9	7	4	18
Jones	1	0-0	2	2	1
Phillips	1	0-0	2	0	0
Durisc	1	0-0	0	0	2
TOTALS	39	14-21	33	21	97
FG% - 57.4	FT% - 66.7				

WSU 97 Iona College 78**Jan. 6 — Madison Square Garden, New York, N.Y.****ATTENDANCE: 19,591**

WSU	FG	FT-A	REB	PF	TP
Carr	1	1-3	2	5	3
Levingston	8	9-11	10	2	25
Dreiling	4	0-0	3	3	8
Martin	5	0-1	6	5	10
Sherrod	9	4-6	2	3	22
McDaniel	4	1-1	6	4	9
Jackson	2	6-6	5	4	10
Jones	1	0-0	1	1	2
Gibbs	3	0-0	1	1	6
Durisc	0	2-2	4	2	2
TOTALS	37	23-30	43	30	97
FG% - 64.9	FT% - 76.7				
HALFTIME SCORE: WSU 45 Iona 32					

Iona	FG	FT-A	REB	PF	TP
Coleman	2	0-2	2	4	4
Springer	2	3-5	8	5	7
Ice	1	1-2	7	3	3
Burt	7	11-13	2	5	25
Grimes	8	3-4	3	4	19
Hargreaves	1	12-14	6	4	14
Truesdale	1	0-3	2	2	2
Horton	0	2-4	0	0	2
Foley	0	2-4	0	0	2
TOTALS	22	34-51	34	27	78
FG% - 35.5	FT% - 66.7				

Bradley 55 WSU 47**Jan. 9 — Robertson Arena, Peoria, Ill.****ATTENDANCE: 7,300**

WSU	FG	FT-A	REB	PF	TP
Carr	5	0-0	5	4	10
Levingston	4	3-4	11	4	11
Jackson	1	0-0	2	1	2
McDaniel	0	0-0	1	1	0
Jones	3	0-1	0	2	6
Durisc	0	0-0	1	0	0
Dreiling	1	0-0	2	4	2
Martin	2	0-0	5	3	4
Sherrod	6	0-0	3	3	12
Gibbs	0	0-0	0	0	0
TOTALS	22	3-5	31	22	47
FG% - 35.5	FT% - 60.0				
HALFTIME SCORE: WSU 16 BU 26					

Brad	FG	FT-A	REB	PF	TP
Anderson	5	7-10	14	1	17
Winters	5	0-0	5	1	10
Websters	0	0-0	0	1	0
Reese	7	0-0	7	2	14
Scott	1	0-0	4	2	2
Thirkill	1	8-12	4	4	10
Cook	0	0-0	1	0	0
Mathews	0	2-3	1	1	2
Harris	0	0-0	0	0	0
Mines	0	0-0	0	0	0
TOTALS	19	17-25	38	12	55
FG% - 46.3	FT% - 68.0				



WSU 69 Creighton 56

Jan. 14 — Henry Levitt Arena, Wichita

CRE	FG	FT-A	REB	PF	TP
Stivirins	2	0-3	9	4	4
Bates	2	3-4	5	3	7
Bresnahan	2	0-0	2	2	4
Stovall	7	1-2	5	3	15
Moore	5	0-2	2	2	10
Jones	0	0-0	0	0	0
Johnson	3	5-8	4	4	11
Pruitt	2	0-0	0	2	4
Ross	0	1-2	1	3	1

TOTALS 23 10-21 34 23 56

FG% - 37.7 FT% - 47.6

HALFTIME SCORE: Cre. 30 WSU 30

ATTENDANCE: 10,666

WSU	FG	FT-A	REB	PF	TP
Levingston	6	5-6	10	3	17
Dreiling	2	4-4	4	4	8
Sherrod	6	3-4	1	3	15
Martin	5	2-2	2	4	12
Gibbs	0	2-2	1	0	2
McDaniel	0	2-2	3	2	2
Jackson	4	1-2	8	2	9
Jones	1	2-3	3	2	4
Duriscic	0	0-0	1	1	0

TOTALS 24 21-25 34 21 69

FG% - 55.8 FT% - 84.2

Tulsa 99 WSU 88

Jan. 16 — Tulsa Assembly, Tulsa, Okla.

WSU	FG	FT-A	REB	PF	TP
Levingston	6	2-3	6	5	14
Jackson	1	0-0	1	3	2
Dreiling	0	0-0	0	4	0
Sherrod	11	5-7	3	4	27
Martin	3	0-0	2	3	6
McDaniel	5	2-2	6	3	12
Jones	1	0-0	1	4	2
Carr	9	7-9	6	3	25
Duriscic	0	0-0	1	1	0

TOTALS 36 16-21 31 30 88

FG% - 52.9 FT% - 76.2

HALFTIME SCORE: WSU 38 TU 32

ATTENDANCE: 9,119

TU	FG	FT-A	REB	PF	TP
Vanley	4	5-7	4	2	13
Pressey	8	4-8	7	3	20
Stewart	8	10-10	6	4	26
Sprading	2	0-0	3	3	4
Anderson	8	10-12	1	2	26
Harris	3	2-2	1	4	8
Johnson	1	0-0	1	0	2

TOTALS 34 31-39 27 18 99

FG% - 64.2 FT% - 79.5

WSU 73 West Texas State 72

Jan. 21 — Amarillo Civic Center, Amarillo, Tex.

WTS	FG	FT-A	REB	PF	TP
Simmons	3	2-2	3	2	8
Hale	3	1-2	6	1	7
Smith	4	0-0	0	3	8
Robinson	6	0-0	6	2	12
Yeggin	0	1-2	7	5	1
Steppe	6	1-4	3	2	13
Harris	5	6-6	4	3	16
Bell	1	5-7	10	2	7

TOTALS 28 16-23 42 20 72

FG% - 36.4 FT% - 69.6

HALFTIME SCORE: WTS 33 WSU 36

ATTENDANCE: 5,137

WSU	FG	FT-A	REB	PF	TP
Martin	4	2-2	7	2	10
Sherrod	1	0-2	0	2	2
Dreiling	5	3-5	10	2	13
Carr	6	0-0	4	3	12
Levingston	5	5-7	9	3	15
Gibbs	0	0-0	3	2	0
McDaniel	8	1-2	8	3	17
Jackson	0	2-3	2	3	2
Jones	1	0-0	0	1	2

TOTALS 30 13-21 45 21 73

FG% - 51.7 FT% - 61.9

New Mexico State 59 WSU 57

Jan. 23 — Pan American Arena, Las Cruces, N.M.

ATTENDANCE: 12,637

WSU	FG	FT-A	REB	PF	TP
Gibbs	2	0-0	0	2	4
Martin	2	1-2	1	3	7
Sherrod	4	1-2	3	2	9
McDaniel	0	0-0	0	2	0
Dreiling	2	3-4	5	2	7
Jackson	1	0-0	3	1	2
Jones	1	0-0	1	0	2
Carr	7	4-4	10	3	18
Durisc	0	0-0	1	1	0
Levingston	4	0-1	5	4	8

NMS	FG	FT-A	REB	PF	TP
Colter	3	0-0	2	3	6
Taylor	0	1-4	7	4	1
Sailors	1	0-1	4	3	2
Williams	1	3-4	1	0	5
Moultre	5	1-1	13	3	11
Patterson	8	0-1	0	2	16
Pena	6	6-6	8	2	18

TOTALS 24 9-13 30 20 57

TOTALS 24 11-17 39 17 59

FG% - 42.9 FT% - 69.2

FG% - 44.0 FT% - 64.7

HALFTIME SCORE: WSU 28 NMS 31

WSU 75 Drake 49

Jan. 28 — Henry Levitt Arena, Wichita, Kansas

ATTENDANCE: 10,666

Drake	FG	FT-A	REB	PF	TP
Dunson	1	0-0	3	2	2
Earl	5	7-9	4	3	17
Watson	2	0-1	6	3	4
Butler	4	1-3	6	3	9
Youngbauer	2	0-0	1	2	4
Parks	2	1-2	1	2	5
Hook	2	0-0	2	0	4
Campbell	0	2-2	0	1	2
Watley	1	0-0	2	5	2

WSU	FG	FT-A	REB	PF	TP
Carr	1	4-4	9	2	6
Levingston	8	2-2	12	4	18
Dreiling	2	0-0	0	2	4
Sherrod	7	2-2	2	1	16
Martin	6	2-2	2	2	14
Gibbs	0	0-0	1	1	0
McDaniel	3	1-3	8	4	7
Jackson	3	0-0	6	2	6
Jones	1	0-0	0	1	2
Phillips	0	0-0	0	0	0
Durisc	0	2-4	6	2	2

TOTALS 19 11-17 32 21 49

TOTALS 31 13-17 48 21 75

FG% - 33.3 FT% - 64.7

FG% - 46.2 FT% - 76.5

HALFTIME SCORE: Drake 16 WSU 39

WSU 47 Bradley 42

Jan. 30 — Henry Levitt Arena, Wichita, Kansas

ATTENDANCE: 10,666

Brad	FG	FT-A	REB	PF	TP
Thirdkill	5	0-0	4	4	10
Winters	1	0-0	1	2	2
Reese	3	4-8	11	5	10
Anderson	5	0-0	5	3	10
Scott	1	2-2	5	3	4
Mathews	0	0-0	0	0	0
Mines	3	0-0	3	3	6

WSU	FG	FT-A	REB	PF	TP
Carr	3	2-2	6	3	8
Levingston	4	2-2	12	1	10
Dreiling	1	4-4	3	3	6
Sherrod	4	2-3	2	2	10
Martin	4	2-4	3	2	10
Gibbs	1	0-0	1	0	2
McDaniel	0	1-3	2	0	1
Jackson	0	0-0	4	4	0
Jones	0	0-0	1	1	0

TOTALS 18 6-10 31 20 42

TOTALS 17 13-18 25 17 47

FG% - 35.3 FT% - 60.0

FG% - 40.5 FT% - 72.2

HALFTIME SCORE: Brad 28 WSU 26

WSU 61 Illinois State 56

Feb. 4 — Horton Field House, Normal, IL

ATTENDANCE: 7,039

WSU	FG	FT-A	REB	PF	TP
Carr	9	4-6	10	3	22
Jackson	1	2-4	3	1	4
Levingston	8	1-1	10	3	17
Martin	3	0-1	2	3	6
Sherrod	1	0-0	0	2	2
Gibbs	0	0-0	0	0	0
McDaniel	0	0-0	0	0	0
Dreiling	3	4-4	4	2	10

ILL	FG	FT-A	REB	PF	TP
Cornley	5	2-2	0	5	12
Zwart	1	2-2	4	3	4
Lamb	4	1-1	4	3	9
McKenn	0	0-0	1	0	0
Tyus	9	0-0	1	0	18
Johnson	2	0-0	1	2	4
White	3	1-2	0	1	7
Duncan	0	0-0	0	0	0
Stefanovic	0	0-0	0	0	0
Malaine	1	0-0	5	4	2

TOTALS 25 11-16 33 14 61

TOTALS 25 6-7 21 18 56

FG% - 59.5 FT% - 68.8

FG% - 43.9 FT% - 85.7

HALFTIME SCORE: WSU 61 Ill 56

Tulsa 80 WSU 75

Feb. 6 — Henry Levitt Arena, Wichita, Kansas ATTENDANCE: 10,666

Tulsa	FG	FT-A	REB	PF	TP
Pressey	5	11-13	8	4	21
Vanley	3	0-0	4	5	6
Stewart	2	9-10	5	5	13
Spradling	4	0-1	1	1	8
Anderson	3	3-5	0	3	9
Harris	6	0-0	1	1	12
Nilsson	0	0-0	1	0	0
Ballard	3	1-3	0	1	7
Johnson	2	0-0	2	3	4

WSU	FG	FT-A	REB	PF	TP
Carr	11	13-14	9	5	35
Jackson	0	0-0	2	5	0
Levingston	4	6-9	9	4	14
Sherrrod	5	2-2	1	4	12
Martin	3	0-0	2	4	6
Gibbs	2	0-1	1	2	4
McDaniel	2	0-1	3	4	4
Dreiling	0	0-0	1	1	0

TOTALS 28 24-32 25 23 80
 FG% - 58.3 FT% - 75.0
 HALFTIME SCORE: Tulsa 38 WSU 37

TOTALS 27 21-27 31 29 75
 FG% - 54.0 FT% - 77.7

WSU 62 Creighton 50

Feb. 11 — Civic Auditorium, Omaha, Nebraska ATTENDANCE: 5,967

WSU	FG	FT-A	REB	PF	TP
Gibbs	1	0-0	0	2	2
Martin	7	0-0	5	1	14
Sherrrod	2	0-0	0	2	4
McDaniel	0	3-5	3	1	3
Dreiling	4	1-3	3	4	9
Jackson	0	2-4	6	0	2
Jones	0	1-2	3	1	1
Carr	3	9-9	4	4	15
Levingston	3	6-10	10	3	12

Cre.	FG	FT-A	REB	PF	TP
Jones	1	0-0	0	0	2
Jaco	1	1-2	2	2	3
Johnson	3	2-4	2	4	8
Moore	1	0-0	1	1	2
Pruitt	1	0-0	0	0	2
Stivins	4	0-0	6	2	8
Stovall	4	6-8	1	4	14
Bresnahan	1	0-0	4	5	2
Bates	3	1-2	3	4	7
Ross	1	0-0	4	4	2

TOTALS 20 22-33 38 18 62
 FG% - 46.5 FT% - 66.7
 HALFTIME SCORE: WSU 26 Cre. 28

TOTALS 20 10-16 27 26 50
 FG% - 37.8 FT% - 65.0

WSU 62 Drake 43

Feb. 13 — Veterans Auditorium, Des Moines, Iowa ATTENDANCE: 10,480

WSU	FG	FT-A	REB	PF	TP
Gibbs	0	0-0	0	0	0
Martin	4	3-4	2	3	11
Sherrrod	3	0-0	1	1	6
McDaniel	0	0-0	3	1	0
Dreiling	2	2-2	3	3	6
Jackson	2	0-0	7	1	4
Jones	0	0-0	3	2	0
Carr	8	5-6	6	3	21
Levingston	7	0-3	10	2	14

Drake	FG	FT-A	REB	PF	TP
Butler	4	5-7	3	4	13
Youngbauer	4	0-1	2	3	8
Parks	3	0-2	6	3	6
Dunson	0	0-0	3	1	0
Earl	3	0-2	11	2	6
Van Hook	0	1-2	1	0	1
Watley	4	1-2	10	4	9

TOTALS 26 10-15 36 16 62
 FG% - 53.1 FT% - 66.7
 HALFTIME SCORE: WSU 29 Drake 23

TOTALS 18 7-16 38 17 43
 FG% - 30.0 FT% - 43.7

WSU 75 Indiana State 57

Feb. 18 — Henry Levitt Arena, Wichita, Kansas ATTENDANCE: 10,666

ISU	FG	FT-A	REB	PF	TP
Wright	2	6-10	7	2	10
Smith	5	2-7	10	3	12
Bannister	2	2-4	3	4	6
Fields	2	0-0	2	2	4
Golden	6	0-0	1	3	12
Coin	0	0-0	0	0	0
Bender	1	0-0	0	1	2
McNelly	1	0-0	2	0	2
Stephens	1	1-2	0	4	3
Mugg	1	0-0	3	0	2
Golden, M.	0	4-6	6	1	4
Sailor	0	0-0	0	0	0

WSU	FG	FT-A	REB	PF	TP
Carr	10	1-2	10	5	21
Jackson	2	3-5	9	4	7
Levingston	7	2-5	13	2	16
Sherrrod	5	0-0	2	1	10
Martin	5	0-0	3	3	10
Gibbs	0	0-0	1	0	0
McDaniel	0	0-0	0	3	0
Dreiling	4	1-2	6	3	9
Jones	0	0-1	1	1	0
Durisc	0	2-3	1	2	2

TOTALS 21 15-29 37 20 57
 FG% - 39.6 FT% - 51.7
 HALFTIME SCORE: Ind. 20 WSU 34

TOTALS 33 9-18 51 24 75
 FG% - 44.6 FT% - 50.0

WSU 86 Southern Illinois 75

Feb. 20 — Henry Levitt Arena, Wichita, Kansas

ATTENDANCE: 10,265

SIU	FG	FT-A	REB	PF	TP
Byrd	7	1-2	7	1	15
Jones	5	0-0	4	3	10
Nance	10	0-0	9	4	20
Copeland	6	2-2	4	3	14
Fayne	0	0-0	2	1	0
Goins	4	0-0	1	4	8
Russ	1	0-0	1	1	2
Walker	2	0-0	4	1	4
Morris	1	0-0	1	1	2
Camp	0	0-0	0	0	0

TOTALS 36 3-4 41 19 75
 FG% - 42.4 FT% - 75.0
 HALFTIME SCORE: SIU 30 WSU 44

WSU	FG	FT-A	REB	PF	TP
Carr	10	1-2	11	1	21
Jackson	0	3-4	1	2	3
Levingston	5	2-4	9	1	12
Sherrrod	5	0-0	2	3	10
Martin	9	0-1	2	2	18
Gibbs	2	2-2	0	2	6
Drelling	4	8-13	11	1	16
Durisc	0	0-0	1	1	0

TOTALS 35 16-26 37 13 86
 FG% - 58.3 FT% - 86.5

WSU 66 Louisiana State 65

Feb. 21 — LSU Assembly Center, Baton Rouge, Louisiana

ATTENDANCE: 10,481

WSU	FG	FT-A	REB	PF	TP
Jackson	1	0-0	5	2	2
Carr	7	1-1	6	4	15
Levingston	6	0-0	13	3	12
Martin	6	1-2	11	3	13
Sherrrod	3	0-0	1	1	6
Gibbs	0	0-0	0	2	0
McDaniel	1	0-0	0	0	2
Drelling	4	3-4	5	2	11
Jones	2	1-2	1	2	5

TOTALS 30 6-9 43 19 66
 FG% - 44.8 FT% - 66.7
 HALFTIME SCORE: WSU 32 LSU 42

LSU	FG	FT-A	REB	PF	TP
Tudor	1	2-2	2	0	2
Carter	5	0-0	2	5	10
Mitchell	7	4-7	13	1	18
Taylor	5	0-1	0	3	10
Jones	5	3-5	3	2	13
Borner	0	0-0	0	0	0
Johnson	5	0-1	11	2	10
Costello	0	0-1	0	0	0

TOTALS 28 9-17 38 13 65
 FG% - 44.4 FT% - 52.9

WSU 106 West Texas State 89

Feb. 23 — Henry Levitt Arena, Wichita, Kansas

ATTENDANCE: 10,666

WTS	FG	FT-A	REB	PF	TP
Bell	6	5-7	3	4	17
Steppes	8	0-0	5	1	16
Robinson	1	3-5	4	4	5
Simmons	2	0-0	1	0	4
Burd	0	0-0	0	1	0
Hale	3	3-4	7	2	9
Smith	8	5-6	0	5	21
Perkins	1	1-2	4	3	3
Harris	6	2-2	4	4	14

TOTALS 35 19-26 34 24 89
 FG% - 45.1 FT% - 73.1
 HALFTIME SCORE: WTS 36 WSU 49

WSU	FG	FT-A	REB	PF	TP
Carr	11	1-1	11	4	23
Jackson	5	1-3	10	4	11
Levingston	8	4-5	10	5	20
Sherrrod	5	1-1	0	0	11
Martin	6	2-3	3	1	14
Gibbs	1	0-0	2	0	2
McDaniel	1	1-4	1	0	3
Drelling	6	3-4	8	4	15
Jones	1	5-7	3	2	7
Durisc	0	0-0	1	0	0

TOTALS 44 18-28 49 20 106
 FG% - 60.3 FT% - 64.3

WSU 92 Indiana State 72

Feb. 27 — Hulman Center, Terre Haute, Ind.

ATTENDANCE: 6,218

WSU	FG	FT-A	REB	PF	TP
Carr	7	3-3	6	5	17
Jackson	7	1-2	6	4	15
Drelling	4	4-4	5	5	12
Martin	3	1-2	2	5	7
Sherrrod	6	4-4	3	2	16
Gibbs	2	1-2	4	3	5
McDaniel	1	0-0	1	0	2
Jones	2	0-0	0	0	4
Phillips	1	0-0	1	1	2
Levingston	5	2-4	13	2	12
Durisc	0	0-0	1	0	0

TOTALS 38 16-21 48 27 92
 FG% - 56.7 FT% - 76.2
 HALFTIME SCORE: WSU 42 ISU 36

ISU	FG	FT-A	REB	PF	TP
Smith	9	4-7	4	4	22
Wright	8	2-4	9	3	18
Bannister	4	4-8	7	3	12
Fields	3	2-2	2	2	8
Golden	3	0-0	3	4	6
Coin	1	2-2	0	0	4
McNelly	0	2-2	-	-	2
Stephens	0	0-2	3	1	0
Mugg	0	0-0	0	0	0
Saylor	0	0-0	0	0	0

TOTALS 28 16-27 31 17 72
 FG% - 41.8 FT% - 59.2

1981-82 WICHITA STATE UNIVERSITY FINAL BASKETBALL STATISTICS

(23-6 overall, 13-1 home, 8-3 away, 2-2 neutral, 12-4 MVC)

NAME	C-GS	MIN-AVG	FG-FGA	PCT	FT-FTA	PCT	REB-AVG	PF-D	TP-AVG
Carr	28-25	785-28	179-316	.566	91-115	.791	196-7.0	100-8	449-16.0
Career	90-87	2633-29	568-1031	.551	278-376	.739	610-6.8	312-24	1474-15.7
Levingston	29-27	902-31	162-312	.519	78-125	.624	295-10.2	82-4	402-13.9
Career	91-89	2924-32	597-1110	.538	277-446	.621	965-10.6	278-15	1471-16.2
Martin	29-29	1000-34	143-269	.532	48-71	.676	91-3.1	79-3	334-11.5
Career	62-60	1994-32	326-624	.522	101-153	.660	182-2.9	161-6	747-12.0
Sherrad	29-28	769-27	137-270	.507	44-57	.772	47-1.6	59-0	318-11.0
Career	29-28	769-27	137-270	.507	44-57	.772	47-1.6	59-0	318-11.0
Drelling	29-10	534-18	82-151	.543	70-93	.753	121-4.2	82-2	234-8.1
Career	29-10	534-18	82-151	.543	70-93	.753	121-4.2	82-2	234-8.1
McDaniel	28-2	378-14	68-135	.504	27-43	.628	103-3.7	57-0	163-5.8
Career	28-2	378-14	68-135	.504	27-43	.628	103-3.7	57-0	163-5.8
Jackson	29-24	655-23	54-131	.412	26-39	.667	117-4.0	75-3	134-4.6
Career	90-45	1874-21	189-411	.460	69-126	.548	370-4.1	228-9	447-5.0
Jones	26-0	309-12	31-85	.365	16-26	.615	45-1.7	36-0	78-3.0
Career	86-14	1463-17	196-451	.435	66-110	.600	249-2.9	180-4	458-5.3
Gibbs	29-0	360-12	34-73	.466	14-19	.737	20-0.7	24-0	82-2.8
Career	78-1	770-10	57-147	.388	31-51	.608	58-0.7	60-0	145-1.9
Papke*	3-0	5-2	2-5	.400	2-2	1.000	2-0.7	0-0	6-2.0
Career	28-2	170-6	17-51	.333	11-23	.478	24-0.9	22-0	45-1.6
Duriscic	18-0	89-5	8-24	.333	9-14	.643	22-1.2	18-0	25-1.4
Career	31-0	135-4	13-37	.351	14-26	.538	33-1.1	30-0	40-1.3
Phillips	9-0	17-2	3-9	.333	0-1	.000	9-1.0	3-0	6-0.7
Career	9-0	17-2	3-9	.333	0-1	.000	9-1.0	3-0	6-0.7
WICHITA ST.	29	---	903-1779	.508	425-605	.702	1134-39.1	613-20	2231-76.9
OPPONENTS	29	---	729-1705	.428	431-639	.674	954-32.9	573-16	1889-65.1

DEAD BALL REBOUNDS: WSU 72 OPP 80

*Karl Papke played in three games and was redshirted.

TEAM REBOUNDS: WSU 69 OPP 104

STEALS: Martin 47, Sherrad 39, Jackson 33, Levingston 23, Carr 18, Gibbs 12, McDaniel 10, Drelling 9, Jones 6, Duriscic 3, WSU 201, Opp 240.

BLOCKED SHOTS: Carr 54, Drelling 35, Levingston 9, McDaniel 5, Martin 4, Sherrad 4, Duriscic 2, Jones 1, WSU 114 OPP 73.

ASSISTS: Martin 152, Sherrad 85, Jackson 81, Gibbs 65, Carr 46, Levingston 45, Jones 45, Drelling 17, McDaniel 15, Duriscic 6, Phillips 2, Papke 1, WSU 560 OPP 400.

TURNOVERS: Sherrad 80, Levingston 77, Martin 76, Drelling 58, Carr 58, Jackson 45, Gibbs, 42, Jones 35, McDaniel 25, Duriscic 12, Phillips 2, WSU 520 OPP 501.

GAME-BY-GAME RESULTS INDIVIDUAL SCORING-REBOUNDING

OPPONENT	RESULT	ATTEND	CARR	DREI	DURI	GIBB	JACK	JONE	LEVI	MART	McDA	PHIL	SHER
Abilene Christian	W	10,666	16-10	10-6	5-1	4-0	4-2	6-2	14-7	6-2	14-5	0-2	14-1
District of Columbia	W	100-76	23-6	7-3	0-0	0-1	4-5	4-10	14-8	17-3	13-7	0-0	14-5
Cincinnati	W	87-67	16-7	2-4	2-1	4-0	12-7	0-1	4-5	15-2	15-12	2-0	15-3
at Long Beach State	W	94-71	5,255	0-1	DNP	13-1	3-5	2-2	25-19	19-3	6-6	0-0	10-0
Alabama-Birmingham	W	75-60	11-9	14-7	2-0	0-2	4-2	2-5	7-4	14-4	6-3	0-1	13-0
Pan American	W	118-65	10,666	15-6	6-2	9-1	10-3	13-2	10-15	12-1	10-5	0-4	19-3
at Detroit	W	79-70	5,160	4-7	DNP	5-0	2-3	6-0	18-12	22-3	4-0	DNP	7-1
Fullerton State**	W	70-67	20-2	3-2	2-0	0-0	6-1	0-2	10-10	17-4	6-8	DNP	6-1
North Carolina State	L	48-60	5,345	6-2	0-0	0-1	0-1	0-1	11-12	4-3	9-6	DNP	8-2
San Francisco**	L	74-84	4,672	11-3	DNP	2-0	2-3	0-0	22-13	11-0	8-1	DNP	8-1
New Mexico State (MV)	W	63-50	10,666	1-1	DNP	10-0	0-3	6-1	7-10	13-3	0-3	DNP	4-2
US International	W	92-67	10,571	15-7	2-0	2-0	7-2	2-1	13-8	12-3	10-2	2-1	10-2
Iona**	W	97-78	19,591	3-2	2-4	6-1	10-5	2-1	25-10	10-6	10-5	DNP	22-2
at Bradley (MV)	L	47-55	7,300	8-3	2-4	0-1	2-2	6-1	11-11	4-5	0-1	DNP	12-3
Creighton (MV)	W	69-56	10,666	8-4	0-1	2-1	9-8	4-3	17-10	12-2	2-3	DNP	15-1
at Tulsa (MV)	L	88-99	9,119	0-0	0-1	0-0	2-1	2-1	14-6	6-2	12-6	DNP	27-3
at West Texas St. (MV)	W	73-72	5,137	12-4	DNP	0-3	2-2	2-0	15-9	10-7	17-8	DNP	2-0
at New Mexico St. (MV)	L	57-59	12,637	18-10	0-1	4-0	2-3	2-1	8-5	7-1	0-0	DNP	9-3
Drake (MV)	W	75-49	10,666	6-9	2-6	0-1	6-6	2-0	18-12	14-2	7-8	0-0	16-2
Bradley (MV)	W	47-42	10,666	8-6	3-3	DNP	0-4	0-1	10-12	10-3	1-2	DNP	10-2
at Illinois State (MV)	W	61-56	7,039	22-10	0-4	DNP	0-0	4-3	17-10	6-2	0-0	DNP	2-0
Tulsa (MV)	L	75-80	10,666	35-9	0-1	DNP	4-1	0-2	14-9	6-2	4-3	DNP	12-1
at Creighton (MV)	W	62-50	5,967	15-4	3-3	DNP	2-0	2-6	12-10	14-5	3-3	DNP	4-0
at Drake (MV)	W	62-43	10,480	21-6	6-3	DNP	0-0	4-7	14-10	11-2	0-3	DNP	6-1
Indiana State (MV)	W	75-57	10,666	21-10	2-1	0-1	7-9	0-1	16-13	10-3	0-0	DNP	10-2
Southern Illinois (MV)	W	86-75	10,265	21-11	0-1	6-0	3-1	DNP	12-9	18-2	DNP	DNP	10-2
at Louisiana State	W	66-65	10,481	15-6	DNP	0-0	2-5	5-1	20-13	13-11	2-0	DNP	6-1
West Texas State (MV)	W	106-89	10,666	23-11	15-8	0-1	2-2	7-3	12-10	14-3	3-1	DNP	11-0
at Indiana State (MV)	W	92-72	6,218	17-6	0-1	5-4	15-6	4-0	12-13	7-2	0-1	2-1	16-3

* McDonald's Classic at WSU

** Rainbow Classic at Honolulu, Hawaii

*** Missouri Valley Conference game

**** Iona game played at Madison Square Garden, New York, NY

1981-82 FINAL STATISTICS (continued)

INDIVIDUAL SEASON HIGHS

Points: 35 Carr vs Tulsa
FG Made: 11 Sherrod at Tulsa, Carr vs Tulsa and West Texas State
FG Att: 19 Levingston vs San Francisco
FT Made: 13 Carr vs Tulsa
FT Att: 14 Carr vs Tulsa
Rebounds: 19 Levingston vs Cal State-Long Beach
Assists: 12 Martin vs West Texas State
Steals: 6 Martin vs US International
Blocked Shots: 5 Carr vs Drake
Turnovers: 8 Sherrod at Tulsa

TEAM SEASON HIGHS

Points: 118 vs Pan American
FG Made: 50 vs Pan American
FG Att: 88 vs Pan American
FT Made: 26 vs District of Columbia
FT Att: 33 vs District of Columbia, at Creighton
Rebounds: 52 vs District of Columbia
Assists: 34 vs Pan American
Turnovers: 25 vs Abilene Christian, District of Columbia, Detroit
Steals: 18 vs Abilene Christian
Blocked Shots: 10 vs Alabama-Birmingham

TEAM SEASON LOWS

Points: 47 vs Bradley (twice)
FG Made: 17 vs Bradley
FG Att: 42 vs Bradley, at Illinois State
FT Made: 3 at Bradley
FT Att: 5 at Bradley
Rebounds: 28 vs Cal State-Fullerton
Assists: 8 at Louisiana State
Turnovers: 9 vs Cal State-Fullerton
Steals: 2 vs Cal State-Fullerton, at Drake, at Louisiana State
Blocked Shots: 0 vs Tulsa



The Missouri Valley Conference



MVC PERSONNEL

Dick Martin — *Commissioner*

Jeff Hurd — *Director of Public Relations*

Johnny Overby — *Supervisor of Officials*

MVC Phone: 918-664-9245 MVC Hotline: 918-665-3603

HISTORY

Midwestern athletic history was made at the Midland Hotel in Kansas City, Missouri, on January 12, 1907, when eight faculty members representing five universities gathered to form the Missouri Valley Conference, the first intercollegiate organization west of the Mississippi River. This year marks the diamond anniversary of the Missouri Valley Conference as the league enters its 75th year of existence.

Attending the first organizational meeting of the Missouri Valley Conference were: Prof. Clark W. Hetherington and Dr. W.J. Monilaw, University of Missouri; Mark Catlin, University of Iowa; Captain John G. Workizer, University of Nebraska; Prof. C.M. Woodward, Washington University; Prof. A.T. Walker, W.C. Landson and Dr. James Naismith, University of Kansas.

Five schools formally organized the conference at a second meeting at the Coates House in Kansas City on February 16, 1907. They were Washington University of St. Louis and the state universities of Iowa, Kansas, Missouri and Nebraska.

On March 15, 1908, Drake University and Iowa State College (now Iowa State University) were voted membership and admitted on April 1, at which time the conference's official name was adopted, the Missouri Valley Intercollegiate Athletic Association.

The MVC charter members are the University of Iowa, the University of Kansas, the University of Missouri, and Washington University of St. Louis. Added by election were the University of Nebraska, Iowa State College and Drake University.

Today the Missouri Valley Conference has 10 members. They are Bradley University, Creighton University, Drake University, Illinois State University, Indiana State University, New Mexico State University, Southern Illinois University, the University of Tulsa, West Texas State University and Wichita State University.

LAST YEAR

The MVC experienced its second successive outstanding year in 1981-82. The standings:

	MVC GAMES					ALL GAMES				
	W	L	PCT	OFF	DEF	W	L	PCT	OFF	DEF
Bradley	13	3	.813	66.1	61.5	26	10	.722	69.3	62.9
Tulsa	12	4	.750	76.1	68.5	24	6	.800	79.5	69.2
Wichita State	12	4	.750	71.1	62.8	23	6	.793	76.9	65.1
New Mexico State ..	10	6	.625	67.4	66.5	17	11	.607	68.8	67.2
Illinois State	9	7	.563	63.9	58.3	17	12	.586	66.4	60.2
Drake	7	9	.438	56.8	59.4	12	15	.444	57.7	59.5
Southern Illinois	7	9	.438	67.6	69.8	11	16	.407	66.0	69.8
Creighton	4	12	.250	60.8	67.7	7	20	.259	63.6	70.9
Indiana State	3	13	.188	66.4	76.8	9	18	.333	67.6	73.9
West Texas State ...	3	13	.188	69.4	74.4	11	15	.423	75.5	73.8

POST-SEASON RESULTS

Two MVC teams participated in post-season play. Bradley won the National Invitation Tournament, and Tulsa was eliminated in the NCAA Tournament by Final Four participant Houston.

NCAA
Houston 78, Tulsa 74

NIT
Bradley 76, American 65
Bradley 95, Syracuse 81
Bradley 77, Tulane 61
Bradley 85, Oklahoma 68
Bradley 67, Purdue 58 (Championship)

ETC.

Bradley's NIT championship last year was the second consecutive such title earned by an MVC team. Tulsa won the NIT in 1981. Among other league accomplishments both last season and in the recent past:

- In each of the last two years, the MVC has produced three 20-game plus winners. Conference full season records date back to only 1953-54, but never in that time did the league produce as many as three 20-game winners in consecutive seasons.
- In three of the last four years, the MVC has had a national tournament finalist. Indiana State was the NCAA runnerup in 1979, Tulsa won the NIT in 1981 and Bradley won the NIT in 1982.
- In the past two years, the MVC has posted a 13-4 record in national post-season tournament play.
- The MVC ranked in the nation last season in conference field goal percentage defense with a mark of 46.2%

THIS YEAR

Several unfamiliar names will dot MVC rosters, but it is unlikely they will remain unfamiliar for long. At least 50 new players enter the conference including three transfers who sat out last season. Illinois State returns the most lettermen (9) as the Redbirds lost only one player (reserve guard Dale White) from last year's MVC Tournament runnerup team. MVC signings included 31 freshmen and 16 junior college transfers.

NEW COACH

He's Dave Schellhase at Indiana State, who replaces Bill Hodges. Schellhase is a former all-America at Purdue who also played with the NBA's Chicago Bulls. He is the former coach at Moorhead (Minn.) State.

NEW RULES

The MVC has added the three-point field goal for the 1982-83 season. Specifically, the three-point line will be 19-feet, 9-inches from the center of the rim (i.e., the top of the key). The conference will not experiment with any kind of a shot clock.

ALSO NEW

Johnny Overby, the MVC's Supervisor of Officials, has an added duty. Overby also will serve as Supervisor of Basketball Officials for the Big Eight Conference, and he will assign for both leagues from a common pool of officials. In addition, three-man officiating takes over in the MVC.

THE SCHEDULE

You'll remember the MVC played a 16-game conference schedule in 1981-82 even though it had 10 members. Beginning with the 1982-83 season, the conference will play a full 18-game double round robin schedule. Each team plays each of the other teams twice, once at home and once on the road.

THE DRAFT

Nine MVC players, including three first rounders, were drafted by the NBA. First rounders included Wichita State's Cliff Levingston (Detroit), Bradley's David Thirdkill (Phoenix) and Tulsa's Paul Pressey (Milwaukee). Others included Bradley's Mitchell Anderson (Second, Philadelphia) and Donald Reese (Eighth, Indiana), Tulsa's Greg Stewart (Fourth, Boston), Southern Illinois' Rod Camp (Fifth, Seattle), New Mexico State's Jaime Pena (Sixth, San Antonio), and Creighton's Daryl Stovall (Tenth, San Diego).

Associated Press All-Conference Basketball Team

FIRST TEAM

Name	School	Height	Weight	Year	Hometown
Mitchell Anderson	Bradley	6-8	195	Sr.	Chicago, IL
Antoine Carr	Wichita State	6-9	220	Jr.	Wichita, KS
Paul Pressey	Tulsa	6-5	185	Sr.	Richmond, VA
Cliff Levingston	Wichita State	6-8	220	Jr.	San Diego, CA
Jaime Pena	New Mexico State	6-7	205	Sr.	Mission, TX

SECOND TEAM

Rick Lamb	Illinois State	6-7	230	Jr.	Illipolis, IL
David Thirdkill	Bradley	6-7	195	Sr.	St. Louis, MO
Greg Stewart	Tulsa	6-9	220	Sr.	Bronx, NY
Daryl Stovall	Creighton	6-4	200	Sr.	Bellevue, NB
Ernest Patterson	New Mexico State	6-4	185	Jr.	Houston, TX
Donald Reese	Bradley	6-9	225	Sr.	Chicago, IL

HONORABLE MENTION (By Schools)

BRADLEY — Willie Scott; DRAKE — Donnie Earl; ILLINOIS STATE — Hank Cornley; INDIANA STATE — Ken Bannister, James Smith; TULSA — Bruce Vanley, Mike Anderson; WEST TEXAS STATE — Eurskine Robinson; WICHITA STATE — Tony Martin.

United Press International All-Conference Basketball Team

FIRST TEAM

Name	School	Height	Weight	Year	Hometown
Mitchell Anderson	Bradley	6-8	195	Sr.	Chicago, IL
Antoine Carr	Wichita State	6-9	220	Jr.	Wichita, KS
Paul Pressey	Tulsa	6-5	185	Sr.	Richmond, VA
Cliff Levingston	Wichita State	6-8	220	Jr.	San Diego, CA
Jaime Pena	New Mexico State	6-7	205	Sr.	Mission, TX

SECOND TEAM

Rick Lamb	Illinois State	6-7	230	Jr.	Illipolis, IL
David Thirdkill	Bradley	6-7	195	Sr.	St. Louis, MO
Greg Stewart	Tulsa	6-9	220	Sr.	Bronx, NY
Daryl Stovall	Creighton	6-4	200	Sr.	Bellevue, NB
Ernest Patterson	New Mexico State	6-4	185	Jr.	Houston, TX
Donald Reese	Bradley	6-9	225	Sr.	Chicago, IL

HONORABLE MENTION (By Schools)

CREIGHTON — Alex Stvrins; DRAKE — Donnie Earl; ILLINOIS STATE — Hank Cornley, Dale White; INDIANA STATE — Ken Bannister; NEW MEXICO STATE — Renault Moultrie; TULSA — Bruce Vanley, Mike Anderson; WEST TEXAS STATE — Eurskine Robinson.

FIVE-YEAR LOOK

Ever wonder which has been the most successful team in the MVC over the past five years? Excluding Illinois State (since the Redbirds only have been in the conference for the past year), Wichita State has had the most success both within the conference and outside of it. However, there has not been much of a gap. Only seven games separate the top six teams over the five-year period.

Composite MVC Standings for 1978-82

MVC GAMES			ALL GAMES			
	W	L	PCT	W	L	PCT
Wichita State	49	31	.613	93	53	.637
Bradley	47	33	.588	90	57	.612
New Mexico State	45	35	.563	90	60	.600
Creighton	44	36	.550	81	62	.566
Indiana State	42	38	.525	80	64	.556
Tulsa	42	38	.525	77	63	.550
Drake	33	47	.413	65	73	.471
Southern Illinois	31	49	.388	62	75	.453
West Texas State	26	54	.325	59	76	.437

1981-82 MVC FINAL STATISTICS INDIVIDUAL — MVC GAMES ONLY

SCORING

	G	FG	FT	TP	AVG
1. ANTOINE CARR, WSU	15	108	60	276	18.4
2. Jaime Pena, NMSU	16	103	59	265	16.6
3. Daryl Stovall, CU	16	100	54	254	15.9
4. Mitchell Anderson, BU	16	84	81	249	15.6
5. RICK LAMB, ILS	16	105	33	243	15.2
6. ERNEST PATTERSON, NMSU	16	100	33	233	14.6
7. Lester Wright, ISU	16	83	60	226	14.1
8. Donald Reese, BU	16	87	44	218	13.6
Cliff Levingston, WSU	16	87	43	217	13.6
10. KEN BANNISTER, ISU	16	83	41	207	12.9
Paul Pressey, TU	16	81	44	206	12.9
12. Hank Byrd, SIU	16	86	31	203	12.7
13. HANK CORNLEY, ILS	16	82	38	202	12.6
14. David Thirdkill, BU	16	86	60	196	12.3
15. BRUCE VANLEY, TU	16	82	29	193	12.1

REBOUNDING

	G	REB	AVG
Cliff Levingston, WSU	16	159	9.9
JAMIE SMITH, ISU	16	156	9.8
Donald Reese, BU	16	146	9.1
RICK LAMB, ILS	16	138	8.6
Mitchell Anderson, BU	16	127	7.9
GOLIATH YEGGINS, WTSU	15	118	7.9
ANTOINE CARR, WSU	15	115	7.7
Donnie Earl, DU	16	123	7.6
Renault Moultrie, NMSU	16	121	7.6
Alex Stivrins, CU	14	101	7.2
Jaime Pena, NMSU	16	107	6.6
David Thirdkill, BU	16	106	6.6
Paul Pressey, IU	16	106	6.4
CHARLES NANCE, SIU	16	103	6.4
KEN BANNISTER, ISU	16	102	6.4

FIELD GOAL PERCENTAGE (Min. 4 made per game)

	G	FG	FGA	PCT
1. BRUCE VANLEY, TU	16	82	131	.626
2. STEVE HARRIS, TU	16	85	143	.594
3. Greg Stewart, TU	16	68	116	.586
4. ANTOINE CARR, WSU	15	108	185	.584
5. Donald Reese, BU	16	87	153	.569
6. Paul Pressey, TU	16	81	144	.563
7. Renault Moultrie, NMSU	16	78	140	.557
8. Cliff Levingston, WSU	16	87	166	.524
9. David Thirdkill, BU	16	68	130	.523
10. ERNEST PATTERSON, NMSU	16	100	195	.513
11. RICK LAMB, ILS	16	105	205	.512
12. JAMIE SMITH, ISU	16	68	133	.511
13. AUBREY SHERROD, WSU	16	73	145	.503
14. Tony Martin, WSU	16	72	144	.500
15. Mike Anderson, TU	16	66	135	.489

FREE THROW PERCENTAGE (Min. 2 made per game)

	G	FT	FTA	PCT
ANTOINE CARR, WSU	15	60	68	.882
Jaime Pena, NMSU	16	59	71	.830
MARK GOLDEN, ISU	14	33	40	.825
DARNALL JONES, SIU	16	35	44	.795
Greg Stewart, TU	16	54	68	.794
Mitchell Anderson, BU	16	81	107	.757
STEVE COLTER, NMSU	16	48	64	.750
Greg Dreiling, WSU	16	38	51	.745
Daryl Stovall, CU	16	54	75	.720
HANK CORNLEY, ILS	16	38	53	.717
STEPHFON BUTLER, DU	16	51	72	.708
Charles Bell, WTSU	15	42	60	.700
RICKY WATLEY, DU	16	32	47	.680
Donnie Earl, DU	16	35	52	.673

Returns in CAPS.

1981-82 MVC FINAL STATISTICS INDIVIDUAL — ALL GAMES

SCORING					REBOUNDING			
	G	FG	FT	TP	AVG	G	REB	AVG
1. Jaime Pena, NMSU	28	195	100	480	17.5	Cliff Levingston, WSU	29	295 10.2
2. Mitchell Anderson, BU	36	220	151	591	16.4	JAMIE SMITH, ISU	27	246 9.1
3. ANTOINE CARR, WSU	29	179	91	449	16.0	RICK LAMB, ILS	29	251 8.7
4. Daryl Stovall, CU	27	170	80	420	15.6	Renault Moultrie, NMSU	28	220 8.7
5. RICK LAMB, ILS	29	172	71	415	14.3	Mitchell Anderson, BU	36	275 7.6
6. ERNEST PATTERSON, NMSU	28	163	63	389	13.9	GOLIATH YEGGINS, WTSU	25	190 7.6
KEN BANNISTER, ISU	27	153	69	375	13.9	Donald Reese, BU	36	271 7.5
Cliff Levingston, WSU	29	162	78	402	13.9	Alex Stivins, CU	25	187 7.5
9. David Thirdkill, BU	35	164	136	464	13.3	ANTOINE CARR, WSU	28	196 7.0
10. Paul Pressey, TU	30	154	87	395	13.2	David Thirdkill, BU	35	242 6.9
11. Lester Wright, ISU	27	136	76	348	12.9	Donnie Earl, DU	27	180 6.7
12. BOB STEPPES, WTSU	26	144	45	333	12.8	KEN BANNISTER, ISU	27	177 6.6
13. Donald Reese, BU	36	174	98	446	12.4	Jaime Pena, NMSU	28	183 6.5
14. Mike Anderson, TU	30	137	97	371	12.4	Paul Pressey, TU	30	192 5.4
15. Eurskine Robinson, WTSU	26	138	45	321	12.3	Greg Stewart, TU	30	191 6.4

FIELD GOAL PERCENTAGE (Min. 4 made per game)

	G	FG	FGA	PCT
1. BRUCE VANLEY, TU	30	138	227	.608
2. ANTOINE CARR, WSU	28	179	316	.566
Greg Stewart, TU	30	141	249	.566
4. Renault Moultrie, NMSU	28	134	238	.563
5. Paul Pressey, TU	30	154	275	.560
6. David Thirdkill, BU	35	164	296	.554
7. Donald Reese, BU	36	174	323	.539
8. Tony Martin, WSU	29	143	269	.532
9. STEVE HARRIS, TU	30	127	239	.531
10. Cliff Levingston, WSU	29	162	312	.519
11. Daryl Stovall, CU	27	170	330	.515
12. AUBREY SHERROD, WSU	29	137	270	.507
13. KEN BANNISTER, ISU	27	153	304	.503
14. Jaime Pena, NMSU	29	195	389	.501
15. ERNEST PATTERSON, NMSU	28	163	332	.491

ASSISTS

	G	NO	AVG
1. WILLIE SCOTT, BU	36	222	6.2
2. Tony Martin, WSU	29	152	5.2
3. DANNY SIMMONS, WTSU	26	114	4.8
4. Mike Anderson, TU	30	133	4.4
5. Paul Pressey, TU	30	119	4.0

BLOCKED SHOTS

	G	NO	AVG
1. ANTOINE CARR, WSU	28	54	1.9
2. Rod Camp, SIU	27	38	1.4
3. Greg Dreiling, WSU	29	35	1.2
KEN BANNISTER, ISU	27	32	1.2
5. Eurskine Robinson, WTSU	26	29	1.1

FREE THROW PERCENTAGE (Min. 2 made per game)

	G	FT	FTA	PCT
Dale White, ILS	29	59	67	.881
DARNALL JONES, SIU	27	57	71	.803
ANTOINE CARR, WSU	28	91	115	.791
Jaime Pena, NMSU	28	100	129	.775
STEVE COLTER, NMSU	28	66	87	.759
MARK GOLDEN, ISU	22	47	62	.756
Greg Dreiling, WSU	29	70	93	.753
Greg Stewart, TU	30	84	112	.750
STEPHFON BUTLER, DU	27	83	111	.748
Mitchell Anderson, BU	36	151	206	.733
HANK CORNLEY, ILS	29	64	88	.727
Mike Anderson, TU	30	97	134	.724
RICKY WATLEY, DU	27	56	79	.709
Daryl Stovall, CU	27	80	113	.708
David Thirdkill, BU	35	136	193	.705

STEALS

	G	NO	AVG
1. Paul Pressey, TU	30	95	3.2
2. Mike Anderson, TU	30	81	2.7
3. WILLIE SCOTT, BU	36	78	2.2
BOB STEPPES, WTSU	26	57	2.2
5. Tony Martin, WSU	29	47	1.6

Returns in CAPS.

1981-82 MVC FINAL STATISTICS TEAM — MVC GAMES ONLY

TEAM FG PERCENTAGE

	G	FG	FGA	PCT
Tulsa	16	483	908	.532
Wichita State	16	457	916	.499
New Mexico State	16	434	907	.478
Bradley	16	399	836	.477
Illinois State	16	426	920	.463
Indiana State	16	416	908	.458
Drake	16	368	827	.444
West Texas State	16	474	116	.425
Southern Illinois	16	422	995	.424
Creighton	16	398	938	.424

TEAM FT PERCENTAGE

	G	FT	FTA	PCT
Illinois State	16	171	243	.704
Wichita State	16	224	321	.698
Southern Illinois	16	237	342	.693
West Texas State	16	163	237	.688
Bradley	16	260	384	.677
New Mexico State	16	210	316	.664
Indiana State	16	230	352	.653
Tulsa	16	252	386	.653
Drake	16	173	268	.645
Creighton	16	177	302	.586

1981-82 MVC FINAL STATISTICS — TEAM — MVC GAMES (continued)

TEAM OFFENSE				TEAM DEFENSE			
	G	PTS	AVG		G	PTS	AVG
Tulsa	16	1218	76.1	Illinois State	16	933	58.3
Wichita State	16	1138	71.1	Drake	16	951	59.4
West Texas State	16	1111	69.4	Bradley	16	984	61.5
Southern Illinois	16	1081	67.6	Wichita State	16	1004	62.8
New Mexico State	16	1078	67.4	New Mexico State	16	1064	66.5
Indiana State	16	1062	66.4	Creighton	16	1083	67.7
Bradley	16	1058	66.1	Tulsa	16	1096	68.5
Illinois State	16	1023	63.9	Southern Illinois	16	1117	69.8
Creighton	16	973	60.8	West Texas State	16	1190	74.4
Drake	16	909	56.8	Indiana State	16	1229	76.8

REBOUND MARGIN				SCORING MARGIN					
	G	OFF-AVG	DEF-AVG	MAR		OFF	DEF	MAR	
Wichita State	16	612-38.3	528-33.0	+5.3	Wichita State	16	71.1	62.8	+8.3
New Mexico State	16	590-36.9	526-32.9	+4.0	Tulsa	16	76.1	68.5	+7.6
Illinois State	16	562-35.1	506-31.6	+3.5	Illinois State	16	63.9	58.3	+5.6
Bradley	16	561-35.1	523-32.7	+2.4	Bradley	16	66.1	61.5	+4.6
Creighton	16	543-35.9	557-34.8	+1.1	New Mexico State	16	67.4	66.5	+0.9
Southern Illinois	16	599-37.4	583-36.4	+1.0	Southern Illinois	16	67.6	69.8	-2.2
Drake	16	521-32.5	562-35.1	-2.6	Drake	16	56.8	59.4	-2.6
Tulsa	16	530-33.1	580-36.3	-3.2	West Texas State	16	69.4	74.4	-5.0
Indiana State	16	558-34.9	618-38.6	-3.7	Creighton	16	60.8	67.7	-6.9
West Texas State	16	597-37.3	670-41.9	-4.6	Indiana State	16	66.4	76.8	-10.4

TURNOVER MARGIN				FIELD GOAL % DEFENSE					
	G	TO-AVG	OPP-AVG	MAR		G	FG	FGA	PCT
West Texas State	16	216-13.5	282-17.6	-4.1	Wichita State	16	400	942	.425
Illinois State	16	204-12.8	265-16.6	-3.8	Drake	16	387	901	42.6
Tulsa	16	274-17.7	315-19.8	-2.1	Bradley	16	402	915	43.9
Bradley	16	229-14.3	257-16.1	-1.8	Illinois State	16	353	801	44.1
Creighton	16	261-16.3	286-17.9	-1.6	New Mexico State	16	442	961	46.0
Southern Illinois	16	255-15.9	247-15.4	+0.5	Tulsa	16	444	964	46.1
Drake	16	255-15.9	235-14.7	+1.2	Southern Illinois	16	455	969	47.0
Wichita State	16	298-18.6	263-16.4	+2.2	Creighton	16	412	837	49.2
Indiana State	16	273-17.1	231-14.4	+2.7	Indiana State	16	506	1023	49.5
New Mexico State	16	271-16.9	220-13.8	+3.1	West Texas State	16	479	957	50.1

1981-82 MVC FINAL STATISTICS
TEAM — ALL GAMES

TEAM FG PERCENTAGE				TEAM FT PERCENTAGE					
	G	FG	FGA	PCT		G	FT	FTA	PCT
Tulsa	30	936	1838	.509	Illinois State	29	370	510	.725
Wichita State	29	903	1779	.508	Southern Illinois	27	383	544	.704
Bradley	36	967	1985	.487	Wichita State	29	425	605	.702
New Mexico State	28	772	1610	.480	West Texas State	26	339	492	.689
Illinois State	29	778	1662	.468	Tulsa	30	514	750	.685
Indiana State	27	722	1555	.464	Bradley	36	562	828	.679
Creighton	27	700	1572	.445	New Mexico State	28	383	583	.657
Drake	27	624	1402	.445	Drake	27	311	475	.655
West Texas State	26	812	1870	.434	Indiana State	27	380	593	.641
Southern Illinois	27	700	1673	.418	Creighton	27	317	517	.613

TEAM OFFENSE				TEAM DEFENSE			
	G	PTS	AVG		G	PTS	AVG
Tulsa	30	2386	79.5	Drake	27	1607	59.5
Wichita State	29	2231	76.9	Illinois State	29	1747	60.2
West Texas State	26	1963	75.5	Bradley	36	2264	62.9
Bradley	36	2496	69.3	Wichita State	29	1889	65.1
New Mexico State	28	1927	68.8	New Mexico State	28	1882	67.2
Indiana State	27	1824	67.6	Tulsa	30	2075	69.2
Illinois State	29	1926	66.4	Southern Illinois	27	1884	69.8
Southern Illinois	27	1783	66.0	Creighton	27	1912	70.9
Creighton	27	1717	63.6	West Texas State	26	1920	73.8
Drake	27	1559	57.7	Indiana State	27	1994	73.9

1981-82 MVC FINAL STATISTICS — TEAM — ALL GAMES (continued)

REBOUND MARGIN

	G	OFF-AVG	DEF-AVG	MAR
Wichita State	29	1134-39.1	954-32.9	+6.2
New Mexico State	28	1072-38.3	964-34.4	+3.9
Illinois State	29	922-34.2	934-32.2	+2.0
Bradley	36	1250-34.7	1198-33.3	+1.4
Tulsa	30	1095-36.5	1075-35.8	+0.7
Creighton	27	918-34.0	927-34.2	-0.3
Indiana State	27	911-36.7	1003-37.1	-0.4
Southern Illinois	27	988-36.6	1000-37.0	-0.4
Drake	27	870-32.2	946-35.0	-2.8
West Texas State	26	1058-40.7	1069-45.0	-4.3

SCORING MARGIN

	OFF	DEF	MAR
Wichita State	76.9	65.1	+11.8
Tulsa	79.5	69.2	+10.3
Bradley	69.3	62.9	+6.4
Illinois State	66.4	60.2	+6.2
West Texas State	75.5	73.8	+1.7
New Mexico State	68.8	67.2	+1.6
Drake	57.7	59.5	-1.8
Southern Illinois	66.0	69.8	-3.8
Indiana State	67.6	73.9	-6.3
Creighton	63.6	70.9	-7.3

TURNOVER MARGIN

	G	TO-AVG	OPP-AVG	MAR
West Texas State	26	392-15.1	533-20.5	-5.4
Illinois State	29	368-12.9	438-15.1	-2.2
Tulsa	30	561-18.7	626-20.9	-2.2
Bradley	36	528-14.7	597-16.6	-1.9
Creighton	27	468-17.3	474-17.6	-0.3
Wichita State	29	520-17.9	501-17.3	+0.6
Drake	27	419-15.5	396-14.7	+0.8
Southern Illinois	27	437-16.2	408-15.1	+1.1
New Mexico State	28	474-16.9	436-15.6	+1.3
Indiana State	27	457-16.9	385-14.3	+2.6

FIELD GOAL % DEFENSE

	G	FG	FGA	PCT
Wichita State	29	729	1705	.428
Drake	27	649	1488	.436
Illinois State	29	638	1452	.439
Bradley	36	927	2061	.450
New Mexico State	28	768	1672	.459
Tulsa	30	829	1803	.460
Southern Illinois	27	768	1619	.474
Indiana State	27	813	1708	.476
West Texas State	26	779	1634	.477
Creighton	27	740	1481	.499





Records

WSU INDIVIDUAL RECORDS

INDIVIDUAL SINGLE GAME

Most Points	46, Dave Stallworth vs. Cincinnati, Feb. 16, 1963
Most Field Goals Scored	20, Dave Stallworth vs. Cincinnati, Jan. 29, 1965
Most Field Goals Attempted	36, Dave Stallworth vs. Arizona State, Dec. 7, 1963
Most Free Throws Made	22, Cleo Littleton vs. Houston, Feb. 12, 1955
Most Free Throws Attempted	25, Cleo Littleton vs. Houston, Feb. 12, 1955
Most Rebounds	29, Terry Benton vs. North Texas State, Feb. 6, 1971
Most Assists	14, Warren Armstrong vs. Bradley, Feb. 15, 1968

INDIVIDUAL SEASON

Most Points	769 Dave Stallworth, 1963-64
Highest Scoring Average	26.5 Dave Stallworth, 1963-64
Most Field Goals Scored	283 Dave Stallworth, 1963-64
Most Field Goals Attempted	529 Greg Carney, 1968-69
Highest Field Goal Percentage	590 Neil Strom, 1974-75
Most Free Throws Made	220 Cleo Littleton, 1954-55
Most Free Throws Attempted	279 Dave Stallworth, 1963-64
Highest Free Throw Percentage	905 Jamie Thompson, 1966-67
Most Consecutive Free Throws	36 Ron Mendell, 1968-69
Most Rebounds	441 Robert Elmore, 1976-77
Highest Rebounding Average	16.8 Terry Benton, 1970-71
Most Assists	194 Warren Armstrong, 1967-68

INDIVIDUAL CAREER

Most Points	2,164 Cleo Littleton, 1951-55
Highest Scoring Average	24.2 Dave Stallworth, 1962-65
Most Field Goals Scored	761 Cleo Littleton, 1951-55
Most Field Goals Attempted	1,861 Cleo Littleton, 1951-55
Highest Field Goal Percentage	534 Dave Stallworth, 1962-65
Most Free Throws Made	642 Cleo Littleton, 1951-55
Most Free Throws Attempted	872 Cleo Littleton, 1951-55
Highest Free Throw Percentage	853 Jamie Thompson, 1964-67
Most Rebounds	1,027 Lynbert Johnson, 1975-79
Highest Rebounding Average	12.7 Terry Benton, 1969-72
Most Assists	429 Warren Armstrong, 1965-68

WSU TEAM RECORDS

SINGLE GAME

Most Points	125 vs. Drake, Feb. 15, 1979
Most Points, Both Teams	229 (WSU 123, Utah State 106), Dec. 23, 1966
Most Field Goals Made	50 vs. Pan American, Dec. 19, 1981
Most Field Goals Attempted	120 vs. Arizona State, Dec. 8, 1951
Most Free Throws Made	40 vs. Arizona State, Dec. 11, 1967
Most Free Throws Attempted	62 vs. Detroit, Jan. 16, 1953
Most Rebounds	76 vs. Oklahoma City, Dec. 30, 1972
Most Personal Fouls	39 vs. Detroit, Jan. 16, 1954
Most Assists	42 vs. Drake, Feb. 15, 1979

SEASON

Most Points	2669, 1980-81
Fewest Points	1,041, 1946-47
Highest Scoring Average	88.75, 1978-79
Lowest Scoring Average	41.6, 1946-47
Most Field Goals Made	1,092, 1980-81
Fewest Field Goals Made	640, 1954-55
Most Field Goals Attempted	2,300, 1953-54
Fewest Field Goals Attempted	1,573, 1971-72
Highest Field Goal Percentage	508, 1980-81
Lowest Field Goal Percentage	366, 1951-52
Most Free Throws Made	677, 1954-55
Fewest Free Throws Made	325, 1977-78
Most Free Throws Attempted	1,008, 1953-54
Fewest Free Throws Attempted	490, 1972-73
Highest Free Throw Percentage	732, 1966-67, 1967-68
Lowest Free Throw Percentage	626, 1951-52
Most Rebounds	1,455, 1980-81
Fewest Rebounds	921, 1952-53
Most Personal Fouls	767, 1953-54
Fewest Personal Fouls	453, 1966-67
Most Assists	772, 1980-81

MISCELLANEOUS

Widest Margin of Victory	59 vs. Hardin-Simmons, 1980-81
Widest Margin of Loss	38 vs. Oklahoma State, 1947-48
Most Victories, Season	27 1953-54
Most Consecutive Victories, Season	14 1953-54
Most Consecutive Victories	14 1953-54
Most Losses, Season	19 1951-52
Most Consecutive Losses, Season	16 1951-52
Most Consecutive Losses	16 1951-52
Longest Henry Levitt Arena Winning Streak	20 Dec. 10, 1963 - Feb. 27, 1965
Longest Henry Levitt Arena Losing Streak	5 Dec. 30, 1969 - Feb. 10, 1970

TOP 10 INDIVIDUAL SEASON

MOST POINTS

769	Dave Stallworth, 1963-64
612	Cliff Levingston, 1980-81
609	Dave Stallworth, 1962-63
600	Lynbert Johnson, 1978-79
595	Jamie Thompson, 1965-66
581	Greg Carney, 1969-70
564	Cleo Littleton, 1953-54
555	Cleo Littleton, 1951-52
550	Cleo Littleton, 1954-55
546	Greg Carney, 1968-69

HIGHEST SCORING AVERAGE

26.5	Dave Stallworth, 1963-64
25.0	Dave Stallworth, 1964-65
23.2	Greg Carney, 1969-70
22.6	Dave Stallworth, 1962-63
22.2	Lynbert Johnson, 1978-79
22.0	Jamie Thompson, 1965-66
21.2	Cleo Littleton, 1954-55
21.0	Greg Carney, 1968-69
20.6	Ron Washington, 1968-69
20.0	Bob Wilson, 1973-74

MOST FIELD GOALS SCORED

283	Dave Stallworth, 1963-64
246	Cliff Levingston, 1980-81
234	Lynbert Johnson, 1978-79
229	Jamie Thompson, 1965-66
222	Dave Stallworth, 1962-63
219	Greg Carney, 1969-70
214	Cleo Littleton, 1951-52
214	Bob Wilson, 1973-74
212	Greg Carney, 1968-69
212	Cleo Littleton, 1953-54

MOST FIELD GOALS ATTEMPTED

529	Greg Carney, 1968-69
525	Greg Carney, 1969-70
518	Dave Stallworth, 1963-64
512	Ron Harris, 1970-71
508	Cleo Littleton, 1951-52
456	Lynbert Johnson, 1978-79
452	Cliff Levingston, 1980-81
450	Warren Armstrong, 1967-68
446	Jamie Thompson, 1965-66
431	Cleo Littleton, 1954-55

HIGHEST FIELD GOAL PERCENTAGE

(min 5 attempts per game)		
.590	Neil Strom (102-173), 1974-75
.586	Antoine Carr (211-360), 1980-81
.576	Lynbert Johnson (127-246), 1975-76
.566	Antoine Carr (179-316), 1981-82
.562	Neil Strom (68-121), 1974-75
.557	Dave Stallworth (153-275), 1964-65
.554	Lynbert Johnson (199-359), 1977-78
.548	Dave Stallworth (283-518), 1963-64
.546	Cliff Levingston (117-215), 1979-80
.544	Cliff Levingston (246-452), 1980-81

MOST FREE THROWS MADE

220	Cleo Littleton, 1954-55
203	Dave Stallworth, 1963-64
165	Dave Stallworth, 1962-63

155	Cleo Littleton, 1952-53
143	Greg Carney, 1969-70
143	Joe Stevens, 1955-56
140	Cleo Littleton, 1953-54
140	Joe Stevens, 1956-57
137	Jamie Thompson, 1965-66
132	Bob Hodgson, 1955-56
132	Lynbert Johnson, 1978-79

MOST FREE THROWS ATTEMPTED

279	Dave Stallworth, 1963-64
276	Cleo Littleton, 1954-55
215	Cleo Littleton, 1952-53
208	Lynbert Johnson, 1978-79
199	Dave Stallworth, 1962-63
198	Cleo Littleton, 1953-54
198	Everett Wessel, 1956-57
197	Lynbert Johnson, 1976-77
194	Cliff Levingston, 1980-81
186	Bob Hodgson, 1955-56

HIGHEST FREE THROW PERCENTAGE

(min. 2 attempts per game)		
.905	Jamie Thompson (124-137), 1966-67
.870	Bob Trogele (67-77), 1976-77
.870	Bob Wilson (67-77), 1973-74
.860	Lanny Van Eman (122-168), 1961-62
.859	Ernie Moore (67-78), 1962-63
.853	Rex McMurray (81-95), 1950-51
.853	Lanny Van Eman (81-95), 1959-60
.838	Joe Stevens (140-167), 1956-57
.833	Ron Mendell (75-90), 1968-69
.833	Ron Washington (125-150), 1967-68
.833	Virgil Brady (65-78), 1958-59

MOST REBOUNDS

441	Robert Elmore, 1976-77
437	Terry Benton, 1970-71
376	Cliff Levingston, 1980-81
364	Terry Benton, 1971-72
323	Warren Armstrong, 1965-66
302	Gene Wiley, 1960-61
302	Robert Elmore, 1974-75
301	Warren Armstrong, 1967-68
299	Bob Hodgson, 1955-56
295	Cliff Levingston, 1981-82

HIGHEST REBOUND AVERAGE

16.8	Terry Benton, 1970-71
15.8	Robert Elmore, 1976-77
14.0	Terry Benton, 1971-72
12.1	Dave Stallworth, 1964-65
12.1	Gene Wiley, 1960-61
11.9	Warren Armstrong, 1965-66
11.6	Warren Armstrong, 1967-68
11.6	Robert Elmore, 1974-75
11.5	Bob Hodgson, 1955-56
11.4	Cliff Levingston, 1980-81

MOST ASSISTS

194	Warren Armstrong, 1967-68
184	Tony Martin, 1980-81
163	Randy Smithson, 1980-81
156	Randy Smithson, 1979-80
152	Tony Martin, 1981-82
142	Cal Bruton, 1975-76
125	Ronnie Ryer, 1978-79
124	Warren Armstrong, 1965-66
123	Bob Trogele, 1976-77
121	Cal Bruton, 1974-75

TOP 10 INDIVIDUAL CAREER

MOST POINTS

2,164	Cleo Littleton, 1951-55
1,936	Dave Stallworth, 1962-65
1,907	Lynbert Johnson, 1975-79
1,545	Greg Carney, 1967-70
1,471	Cliff Levingston, 1979-82
1,414	Antoine Carr, 1979-
1,359	Jamie Thompson, 1964-67
1,322	Ron Harris, 1969-72
1,301	Warren Armstrong, 1965-68
1,295	Joe Stevens, 1955-58

HIGHEST SCORING AVERAGE

24.2	Dave Stallworth, 1962-65
20.1	Greg Carney, 1967-70
19.0	Cleo Littleton, 1951-55
18.8	Bob Wilson, 1972-74
17.6	Jamie Thompson, 1964-67
17.3	Lynbert Johnson, 1975-79
16.9	Ron Harris, 1969-72
16.6	Joe Stevens, 1955-58
16.5	Warren Armstrong, 1965-68
16.2	Cliff Levingston, 1979-82

MOST FIELD GOALS SCORED

761	Cleo Littleton, 1951-55
741	Lynbert Johnson, 1975-79
722	Dave Stallworth, 1962-65
602	Greg Carney, 1967-70
597	Cliff Levingston, 1979-82
568	Antoine Carr, 1979-
511	Jamie Thompson, 1964-67
498	Warren Armstrong, 1965-68
487	Cal Bruton, 1972-76
478	Vince Smith, 1970-73

MOST FIELD GOALS ATTEMPTED

1,861	Cleo Littleton, 1951-55
1,440	Greg Carney, 1967-70
1,418	Lynbert Johnson, 1975-79
1,353	Dave Stallworth, 1962-65
1,226	Ron Harris, 1969-72
1,213	Joe Stevens, 1955-58
1,145	Cal Bruton, 1972-76
1,110	Cliff Levingston, 1979-82
1,092	Warren Armstrong, 1965-68
1,043	Jamie Thompson, 1964-67

HIGHEST FIELD GOAL PERCENTAGE

(min. .550 attempts)

.538	Cliff Levingston (597-1110), 1979-82
.534	Dave Stallworth (722-1353), 1962-65
.523	Lynbert Johnson (741-1418), 1975-79
.522	Tony Martin (326-624), 1980-82
.514	Randy Smithson (286-556), 1979-81
.511	Robert Elmore (474-928), 1974-77
.506	Bob Wilson (414-818), 1972-74
.504	Robert Gray (286-567), 1974-76
.501	Rich Morsden (314-627), 1972-74
.500	Terry Benton (376-752), 1969-72

MOST FREE THROWS MADE

642	Cleo Littleton, 1951-55
492	Dave Stallworth, 1962-65
425	Lynbert Johnson, 1975-79

361	Joe Stevens, 1955-58
342	Bob Hodgson, 1953-56
341	Greg Carney, 1967-70
337	Jamie Thompson, 1964-67
305	Al Tate, 1957-60
305	Warren Armstrong, 1965-68
285	Kelly Pete, 1963-66

MOST FREE THROWS ATTEMPTED

872	Cleo Littleton, 1951-55
688	Lynbert Johnson, 1975-79
654	Dave Stallworth, 1962-65
520	Ernie Moore, 1960-64
466	Bob Hodgson, 1953-56
447	Joe Stevens, 1955-58
446	Cliff Levingston, 1979-82
445	Al Tate, 1957-60
435	Greg Carney, 1967-70
432	Warren Armstrong, 1965-68

HIGHEST FREE THROW PERCENTAGE

.853	Jamie Thompson (337-395), 1964-67
.826	Lanny Van Eman (261-316), 1958-61
.821	Ron Mendell (119-145), 1966-69
.809	Robert Wilson (131-162), 1955-58
.808	Joe Stevens (361-447), 1955-58
.797	Ron Washington (255-320), 1965-69
.784	Greg Carney (341-435), 1967-70
.781	Virgil Brady (164-210), 1958-61
.763	Leonard Kelley (164-215), 1962-63
.759	Cal Bruton (211-278), 1972-76

MOST REBOUNDS

1,027	Lynbert Johnson, 1975-79
1,025	Robert Elmore, 1974-77
965	Cliff Levingston, 1979-82
963	Terry Benton, 1969-72
878	Cleo Littleton, 1951-55
839	Warren Armstrong, 1965-68
835	Dave Stallworth, 1962-65
774	Al Tate, 1957-60
761	Ron Heller, 1958-61
695	Gene Wiley, 1959-62

HIGHEST REBOUND AVERAGE

12.7	Terry Benton, 1969-72
12.5	Robert Elmore, 1974-77
10.6	Warren Armstrong, 1965-68
10.6	Cliff Levingston, 1979-82
10.4	Dave Stallworth, 1962-65
10.1	Gene Wiley, 1959-62
9.9	Al Tate, 1957-60
9.8	Ron Heller, 1958-61
9.3	Lynbert Johnson, 1975-79
8.6	Rich Morsden, 1972-74

ALL-AMERICAN SHOCKERS

1954-55	Cleo Littleton (Helms — 2nd & 3rd)
1962-64	Dave Stallworth
1966-67	Jamie Thompson (Academic)
1968-69	Ron Mendell (Academic)
	Greg Carney (Small Man)
1969-70	Greg Carney (Small Man)
1978-79	Lynbert Johnson

WSU TOP 20 CAREER SCORERS

	FG	FT	TP
Cleo Littleton, 1951-55	761	642	2,164
Dave Stallworth, 1962-65	722	492	1,936
Lynbert Johnson, 1975-79	741	425	1,907
Greg Carney, 1967-70	602	341	1,545
Cliff Levvingston, 1979-82	597	277	1,471
Antoine Carr, 1979-	568	278	1,414
Jamie Thompson, 1964-67	511	337	1,359
Ron Harris, 1969-72	545	232	1,322
Warren Armstrong, 1965-68	498	305	1,301
Joe Stevens, 1955-58	467	361	1,295
Cal Bruton, 1972-76	477	211	1,185
Robert Elmore, 1974-77	474	221	1,169
Kelly Pete, 1963-66	442	285	1,169
Vince Smith, 1970-73	478	207	1,163
Al Tate, 1957-60	417	305	1,139
Bob Hodgson, 1953-56	390	342	1,122
Lanny Van Eman, 1958-61	429	261	1,119
Ernie Moore, 1960-64	416	223	1,055
Ron Heller, 1958-61	410	202	1,022
Ron Washington, 1965-69	379	255	1,013

SHOCKERS IN POST-SEASON PLAY

NCAA Tournament (6-5)

1964	WSU 84, Creighton 68 (Second Round)
	Kansas State 94, WSU 86 (Regional Championship)
1965	WSU 86, SMU 81 (Second Round)
	WSU 54, Oklahoma State 46 (Regional Championship)
	UCLA 108, WSU 89 (Semis)
	Princeton 118, WSU 82 (3rd Place)
1976	Michigan 74, WSU 73
	(First Round Midwest Regional)
1981	WSU 95, Southern University 70
	(First Round Midwest Regional)
	WSU 60, Iowa 56 (Second Round)
	WSU 66, Kansas 65 (Midwest Semifinals)
	Louisiana State 96, WSU 85 (Midwest Finals)

National Invitational Tournament (0-5)

1954	Bowling Green 88, WSU 84 (First Round)
1962	Dayton 79, WSU 71 (First Round)
1963	Villanova 54, WSU 53 (First Round)
1966	New York Univ. 90, WSU 84 (First Round)
1980	Texas El Paso 58, WSU 56 (First Round)

WSU AWARD WINNERS

Wichita Eagle-Beacon Most Valuable Player Award

1958-59	Al Tate
1959-60	Ron Heller
1960-61	Lanny Van Eman
1961-62	Gene Wiley
1962-63	Dave Stallworth
1963-64	Dave Stallworth
1964-65	Kelly Pete
1965-66	Warren Armstrong
1966-67	Jamie Thompson

1967-68	Warren Armstrong
1968-69	Ron Mendell
1969-70	Greg Carney
1970-71	Terry Benton
1971-72	Ron Harris
1972-73	Vince Smith
1973-74	Rich Morsden
1974-75	Robert Elmore
1975-76	Cal Bruton
1976-77	Robert Elmore
1977-78	Lynbert Johnson
1978-79	Lynbert Johnson
1979-80	Cliff Levvingston
1980-81	Cliff Levvingston
1981-82	Antoine Carr

Inspirational Player Award

1963-64	Dave Stallworth
1964-65	Dave Leach
1965-66	Jamie Thompson
1966-67	Jamie Thompson
1967-68	Ron Mendell
1968-69	Dave Skinner
1969-70	Dave Dahl
1970-71	Dave Dahl
1971-72	Ron Harris
1972-73	Cal Bruton
1973-74	Bill Lang
1974-75	Floyd Holmes
1975-76	Doug Yoder
1976-77	Lynbert Johnson
1977-78	Lawrence Howell
1978-79	Steve Kalocinski
1979-80	Randy Smithson
1980-81	Randy Smithson
1981-82	Jay Jackson & Tony Martin

Hilton Inn Most Improved Player Award

1980-81	Antoine Carr
1981-82	Greg Dreiling

Safelite Auto Glass Player Of The Year

1981-82	Antoine Carr
---------	--------------



WSU		OPP	WSU		OPP	WSU		OPP
Detroit U.	69	87	Detroit	83	77	Oregon	57	73
Oklahoma City U.	51	76	Oklahoma City U.	69	59	Oregon State	55	72
Tulsa U.	53	61	Bradley	67	69	San Francisco	46	47
Oklahoma A&M	34	47	Tulsa	62	77	Univ. of Calif., S.B.	81	65
1952-53 (16-11)			1955-56 (14-12)			Univ. of Southern Calif.		
Southwestern	86	73	Utah	51	73	Bowling Green State U.	81	85
Fort Hays	72	50	Kansas	55	56	Tulsa	75	80
New Mexico A&M	80	54	SW Missouri State	74	57	San Francisco	86	68
San Francisco U.	64	59	Nebraska	71	46	Houston	75	78
San Diego State	78	56	U.C.L.A.	76	68	North Texas State	85	75
Springfield, Mass.	94	74	T.C.U. (ot)	79	69	St. Louis	72	72
Houston U.	86	68	San Francisco U.	65	75	Drake	72	54
Detroit U.	62	64	S.M.U.	67	85	Tulsa	91	71
St. Louis U.	76	92	Santa Clara	69	60	Loyola of New Orleans	79	73
Creighton	77	55	Houston U.	77	82	Cincinnati	87	95
Drake	60	73	Bradley	59	80	Bradley	52	60
Marquette	80	83	Oklahoma A&M	54	61	Memphis State (ot)	95	92
Fort Hays State	86	82	Tulsa U.	64	56	North Texas State	87	62
Tulsa U.	82	96	Drake	85	76	Houston	65	63
Oklahoma City U.	66	62	Oklahoma City U.	55	56	Cincinnati	74	88
Southwestern	93	75	Detroit U.	99	79	Bradley	70	72
Oklahoma A&M	59	73	St. Louis U.	88	90	St. Louis	70	80
St. Louis U.	68	78	Iowa	86	98	Drake	78	72
Drake	77	71	Oklahoma City U.	59	63	Tulsa	61	60
Oklahoma A&M	73	62	Drake	76	70	1959-60 (14-12)		
Oklahoma City U.	69	75	Bradley	86	59	Hardin-Simmons	90	57
Tulsa U.	81	70	St. Louis U. (2 ot)	109	103	Texas Western	94	75
Murray State	87	77	Detroit U.	85	84	Arizona State	83	76
Detroit U.	61	65	Houston U.	82	72	Abilene Christian	91	66
Houston U.	62	75	Oklahoma A&M (ot)	62	65	Utah	80	103
Creighton	78	70	Tulsa U.	71	51	Utah	85	88
Bradley	68	70	1956-57 (15-11)			St. Mary's of Calif.	74	58
1953-54 (27-4)			Southwest Missouri St.	69	63	Los Angeles State	101	106
Fort Hays	76	56	Arkansas	64	47	Cornell	78	62
Seattle	82	68	Michigan	81	76	Utah State	68	75
Seattle	77	89	S.M.U.	70	93	Bowling Green	84	82
Portland	97	63	Xavier (Ohio) (2 ot)	83	86	Houston	69	63
Washburn	70	48	T.C.U.	57	76	North Texas State	92	64
Emporia State	79	56	Arkansas	67	80	Cincinnati	69	76
Regis College	82	58	DePaul	61	71	Bradley	70	71
Creighton	100	87	Oregon	63	58	Tulsa	54	68
College of Pacific	85	49	Houston	74	56	Houston	74	65
Hamline	80	45	St. Louis	69	64	North Texas State	78	84
St. Bonaventure	77	71	Houston	68	53	St. Louis	67	75
Canisius	88	65	Tulsa	60	61	Drake	63	53
Detroit	77	75	Oklahoma A&M	52	48	Memphis State	79	75
Houston	78	64	Drake	71	61	St. Louis	64	68
Tulsa	75	65	Oklahoma City U.	70	84	Drake	76	61
Detroit	91	61	Detroit	96	76	Cincinnati	76	97
Fort Hays	102	50	Tulsa	72	53	Bradley	80	85
St. Louis	58	74	Western Kentucky	76	82	Tulsa	90	73
Tulsa	65	51	St. Louis	68	78	1960-61 (18-8)		
Drake	89	74	Bradley	72	78	A - Wyoming	70	63
Creighton	72	68	Oklahoma City U.	73	65	A - Nebraska	65	63
Oklahoma A&M	51	59	Drake	79	81	Northwestern	78	60
Bradley	91	83	Detroit	75	82	Iowa State	75	58
Drake	89	60	Oklahoma A&M (ot)	63	69	A - Marquette	79	83
St. Louis	79	73	Bradley	99	91	Washington State	83	64
Houston	86	81	1957-58 (14-12)			Ohio State	82	93
Oklahoma City U.	79	65	Wyoming	66	54	Michigan	94	76
Oklahoma A&M	67	66	Texas Western	71	48	Colorado	64	54
Emporia State	79	57	St. Bonaventure	52	61	N - Houston	71	68
Oklahoma City U.	76	60	Detroit	89	82	N - Utah State	73	63
Bowling Green	84	88	Iowa	81	78	N - Baylor	76	74
†National Invitation Tournament			U.C.L.A.	82	78	A - Bradley	61	64
1954-55 (17-9)			Texas	82	66	A - St. Louis	70	61
Fort Hays	90	72	Los Angeles State	63	61	Cincinnati	57	90
Emporia State	72	47	Drake	63	69	Drake	82	72
Regis College	80	53	New Mexico	74	99	Oklahoma City	91	74
San Francisco	75	94	North Texas State	81	63	Tulsa	104	58
Houston	91	87	Oklahoma State	42	55	North Texas State	87	70
Wyoming	82	74	Tulsa	74	63	A - Tulsa	64	67
Arizona	87	64	Bradley	83	92	A - Cincinnati	88	101
Colorado A&M	81	59	Cincinnati	81	105	A - Drake	68	61
Washburn	99	76	St. Louis	73	81	Bradley	56	57
Houston	78	67	Western Kentucky	85	96	St. Louis	78	91
Oklahoma A&M	53	69	St. Louis	73	78	A - Oklahoma City	96	86
Tulsa	65	67	Drake	65	71	A - North Texas State	91	75
Seattle	74	71	Tulsa	66	64	1961-62 (18-9)		
St. Louis	71	73	Houston	70	72	Colorado State	64	36
Drake	80	78	North Texas State	64	54	Wyoming	78	54
Wyoming	70	73	Houston	82	65	Nebraska	79	49
Detroit	80	75	Cincinnati	82	86	A - Northwestern	61	56
Drake	96	78	Bradley	80	85	A - Ohio State	62	85
Houston	79	82	Oklahoma State	50	74	A - Purdue	71	68
St. Louis	78	91	1958-59 (14-12)			Ohio U.	58	55
Oklahoma City U.	54	50	Texas Western	63	58	Cincinnati	52	51
Oklahoma A&M	41	39	Arizona State	89	80	Santa Clara	60	48

	WSU	OPP
N - Texas A&M	71	89
N - Bowling Green	68	89
N - Utah State	90	88
A - Drake	77	64
A - Bradley	63	70
Drake	91	61
St. Louis	88	75
A - Tulsa	77	86
Bradley	89	88
A - Louisville	75	91
Marquette	79	71
A - North Texas State	105	55
A - St. Louis	69	86
Oklahoma City	61	84
A - Cincinnati	63	84
North Texas State	110	69
Tulsa	60	63
N - Dayton	71	79
†National Invitation Tournament		

1952-53 (19-8)		
A - Wyoming	83	72
A - Colorado (2 ot)	69	79
Purdue	79	59
A - Santa Clara	65	72
A - Brigham Young	67	81
A - Brigham Young (2 ot)	91	89
Arizona State (ot)	92	90
Michigan State	80	69
Louisville	81	63
Minnesota	79	62
Ohio State	71	54
A - Cincinnati	50	63
St. Louis	71	65
Bradley	79	60
A - Tulsa (2 ot)	83	85
A - Drake	68	60
North Texas State	67	69
Air Force	77	45
Tulsa	66	38
A - St. Louis	61	68
Drake	73	49
Cincinnati	65	64
A - Bradley	83	64
A - Texas Western	60	58
A - North Texas State	89	73
N - Loyola (Chicago)	73	72
A - Villanova	53	54
†National Invitation Tournament		

1963-64 (23-6)		
Wyoming	82	67
Colorado	71	61
Texas Western	74	75
A - Arizona State	87	93
Duquesne	91	74
Bradley	56	50
Texas	76	57
A - Minnesota	71	65
A - Ohio State	60	78
Texas A&M	70	56
Montana State	85	69
Oklahoma City	80	47
Drake	67	49
A - Tulsa	88	66
A - St. Louis	69	56
A - North Texas State	86	70
A - Loyola (Chicago)	80	76
Cincinnati	62	59
Marquette	100	63
Loyola (Chicago)	65	60
A - Bradley	74	76
A - Drake	63	64
A - Cincinnati	59	58
St. Louis	86	71
Tulsa	98	79
North Texas State	90	83
N - Drake	98	50
Creighton	84	68
Kansas State	86	94
#All-College Tournament at Okla. City		
§NCAA Playoffs		

1964-65 (21-9)		
Long Beach State	114	78
Texas Western	73	55
Brigham Young	93	76
Brigham Young	81	65
A - Michigan	85	87
A - Drake	71	60

	WSU	OPP
Pittsburgh	109	58
Villanova	86	74
St. Joseph's	69	76
North Texas State	107	88
A - Bradley	85	79
A - Cincinnati	65	61
Southern Illinois	94	81
St. Louis	75	64
A - Loyola of Chicago (ot)	92	93
Louisville	96	76
A - St. Louis	72	64
A - Duquesne	72	75
Cincinnati	73	64
Loyola of Chicago	80	77
A - Tulsa	64	75
A - North Texas State	69	67
Bradley	73	77
Tulsa	59	48
A - Louisville	70	79
Drake (ot)	76	74
Southern Methodist	86	81
Oklahoma State	54	46
UCLA	89	108
Princeton	82	118
#Quaker City Tournament - Philadelphia, Pa.		
†NCAA Regional Tournament - Manhattan, Ks.		
§NCAA Finals - Portland, Ore.		

1955-56 (17-10)		
New Mexico State	103	67
Michigan	100	94
Colorado	87	81
Texas Tech	105	84
A - Southern Illinois	68	89
A - Marquette	75	95
N - Xavier	82	81
N - Virginia Tech	90	91
N - Rhode Island	96	93
A - Bradley	86	91
St. Louis	79	74
Tulsa	87	79
North Texas State	111	70
A - Drake	96	91
A - St. Louis	78	101
Loyola (Chicago)	92	84
A - Cincinnati	76	93
Louisville	102	87
Bradley	98	79
A - Loyola (Chicago)	77	94
Cincinnati	86	76
A - Louisville	66	81
Southern Illinois	87	80
A - North Texas State	112	79
A - Tulsa (ot)	81	79
A - New York U. (ot)	84	90
#All-College Tournament		
†National Invitation Tournament		

1966-67 (14-12)		
A - Texas Tech	90	77
Creighton	88	91
A - Michigan State	68	103
A - Colorado	83	85
A - Texas Western	60	77
San Diego State	68	54
Utah State	123	106
A - Iowa	76	94
Hardin-Simmons	90	87
Bradley	83	69
A - St. Louis (ot)	70	68
A - North Texas State	68	80
Drake (ot)	91	85
Southern Illinois	55	77
A - Tulsa	61	68
Loyola (Chicago)	90	82
A - Drake	71	60
St. Louis	63	61
Cincinnati	57	55
A - Louisville	69	90
A - Bradley	76	74
A - Loyola (Chicago)	81	92
A - Cincinnati	63	92
Louisville	84	78
North Texas State	74	73
Tulsa	57	70

1967-68 (12-14)		
Mississippi State	79	67
A - UCLA	86	120
Arizona State	122	105
A - Utah	91	106
A - Utah State	83	102
New Mexico State	76	89
Michigan State	90	80
A - Bradley	92	104
St. Louis	77	72
North Texas State	81	63
A - Drake	74	75
Memphis State	77	69
A - Southern Illinois	72	81
Tulsa	86	78
Drake	73	92
A - St. Louis	85	99
A - Cincinnati	91	93
Louisville (ot)	91	93
Bradley	112	97
A - Loyola (Chicago)	88	85
A - Memphis State	55	67
Cincinnati	81	85
A - Louisville	88	98
Loyola (Chicago)	95	88
A - North Texas State	79	91
A - Tulsa	85	81

1968-69 (11-15)		
A - Creighton	67	85
Southern Illinois	51	58
A - Nebraska (3 ot)	92	94
A - Iowa	93	88
A - Bradley	83	93
St. Louis	89	99
Utah	100	92
Texas A&M	79	60
N - Texas	81	84
N - Maryland	83	95
A - Loyola (Chicago)	89	101
A - Louisville	58	71
Cincinnati (3 ot)	67	66
A - Drake	87	86
Loyola (Chicago)	98	74
North Texas State	97	89
Memphis State	71	69
A - Tulsa	69	94
Bradley (ot)	85	87
A - St. Louis	85	73
A - Cincinnati	75	73
Louisville	62	65
Drake	94	120
A - North Texas State	100	102
A - Memphis State	71	61
Tulsa (ot)	95	87
#Charlotte Invitational		

1969-70 (8-18)		
Oregon	97	84
A - New Mexico State	76	108
Nebraska (ot)	79	81
Arizona State	98	80
A - Kansas State	69	81
Kansas State	77	73
St. Louis	82	78
A - Loyola (Chicago)	96	94
A - Illinois	63	66
Loyola (Chicago)	57	92
Bradley	80	89
A - Drake	85	98
A - Louisville	59	59
A - North Texas State	77	81
A - Cincinnati	78	96
A - Memphis State	81	85
Tulsa	73	81
A - Bradley	90	70
St. Louis	72	82
Louisville	84	91
A - Cincinnati	57	84
Loyola (Chicago)	82	76
Drake (ot)	83	90
Memphis State	79	72
A - Tulsa	92	108
North Texas State	79	84

1970-71 (10-16)		
A - Southern Methodist	85	95
Kansas State	64	51
A - Kansas State	74	75
Nevada	97	69

WSU OPP		WSU OPP		WSU OPP	
Colorado	79 69	A - New Mexico State	63 71	Cal-Poly SLO	76 57
Nebraska	71 72	Drake	70 66	Oral Roberts	64 73
N - San Francisco#	62 57	Nebraska	66 58	New Mexico State	67 89
N - Utah State#	78 84	A - Tulsa	81 79	A - Oklahoma City	72 66
N - Montana State#	89 101	Creighton	63 65	A - Southern Illinois	59 60
A - Bradley	81 87	North Texas State	83 76	A - Bradley	87 74
Drake	73 68	A - Loyola (Chicago)	69 81	Tulsa	68 48
Arkansas State	74 78	A - Bradley	73 108	A - West Texas State	82 72
Loyola (Chicago)	82 74	A - St. Louis	70 71	A - Cincinnati	60 68
A - North Texas State	75 81	Memphis State	90 91	Drake	75 65
Memphis State	98 87	St. Louis	77 79	Southern Illinois	91 90
A - Tulsa	86 89	West Texas State	72 61	A - Tulsa	64 71
Bradley	97 84	A - Southern Illinois	77 84	A - New Mexico State	79 84
North Texas State	84 81	A - Louisville	90 106	Oklahoma City	63 81
A - St. Louis	71 76	Tulsa	67 66	Bradley	91 88
Louisville	85 94	New Mexico State	80 71	A - Marquette	75 64
A - Loyola (Chicago)	85 76	A - West Texas State	73 85	A - Drake	78 88
A - Louisville (ot)	97 98	A - North Texas State	83 89	West Texas State	74 66
A - Drake	76 83			Drake	67 63
St. Louis (ot)	72 73			West Texas State	68 79
A - Memphis State	77 85			+ Sun Devil Classic	
Tulsa	69 93			-Tempe, Arizona	
#All-College Tournament at Okla. City				*Valley Post-Season Tournament game	
1971-72 (16-10)		1974-75 (11-15)		1977-78 (13-14)	
A - Nebraska	74 61	A - UCLA	74 85	Hardin-Simmons	79 72
A - Colorado	70 55	South Dakota	88 64	A - Long Beach State	94 95
S.M.U.	91 89	A - Brigham Young	80 69	A - Michigan State	57 84
A - Kansas State	73 83	Arizona State	70 72	A - DePaul	84 89
Southern Illinois	91 89	A - Nebraska	65 78	Northern Iowa	81 65
Kansas State (ot)	69 66	A - Oklahoma	55 75	S. Dakota State	104 83
Bradley	71 67	Loyola (Chicago)	74 82	Creighton	70 71
A - Drake	58 61	A - Memphis State	95 91	Marquette	56 67
Loyola (Chicago)	71 57	Long Beach State	75 46	A - Oral Roberts	54 62
A - Arkansas State	74 84	A - Drake	106 92	New Mexico State	71 70
St. Louis	57 49	A - Bradley	73 88	A - New Mexico State	79 82
A - West Texas State	70 65	West Texas State	60 55	A - Tulsa	102 84
A - North Texas State	63 74	A - St. Louis	67 77	Nevada-Las Vegas	87 83
Cleveland State	90 77	A - Tulsa	63 74	Southern Illinois	59 66
A - Memphis State	69 71	New Mexico State	64 63	Indiana State	74 70
Tulsa	92 60	Memphis State	76 78	A - Bradley	77 78
A - Bradley	77 76	Bradley	83 76	A - Drake	74 73
A - St. Louis	60 63	Louisville	57 62	West Texas	59 64
A - Louisville	64 65	A - New Mexico State	66 72	Oklahoma City Univ.	75 60
A - Loyola (Chicago)	88 64	A - West Texas State	63 69	A - Creighton	76 80
Louisville	60 69	North Texas State	87 72	A - Southern Illinois	53 60
Drake	95 71	Tulsa	71 67	Tulsa	64 56
Memphis State	98 108	A - Louisville	76 85	Bradley	66 64
A - Tulsa	83 88	A - North Texas State	80 86	A - Indiana State	56 72
West Texas State	103 73	Drake	74 79	Drake	68 59
North Texas State	81 66	St. Louis	62 60	A - West Texas	81 74
				A - Bradley*	71 75
1972-73 (10-16)		1975-76 (18-10)		1978-79 (14-14)	
A - Oregon State	73 78	Wisconsin-Milwaukee	107 65	A - Iowa	67 91
A - Oregon	72 92	Morningside	109 66	N - New Mexico#	81 95
Northern Illinois	79 88	Eastern Michigan	96 82	N - San Jose State# (ot)	80 82
Washington	68 102	A - Long Beach State	55 58	DePaul	95 92
Loyola (Chicago)	79 86	A - Memphis State	68 75	Long Beach State	88 91
Cal State L.A.	84 67	Oklahoma	65 60	South Dakota	93 75
A - Cleveland State (3 ot)	72 76	Creighton	71 77	Texas-Arlington	104 72
N - Texas A&M	86 102	Texas Christian	84 65	North Dakota State	118 77
N - West Texas State	88 82	N - California#	68 75	West Texas State	96 84
A - North Texas State	72 69	A - New Mexico#	80 86	Pan American	93 77
Louisville (2 ot)	75 78	A - New Mexico State	70 61	A - Creighton (ot)	94 88
Northeast Louisiana	77 78	Memphis State	81 70	Southern Illinois	79 89
A - Bradley	82 86	A - Southern Illinois	59 61	A - Nevada-Las Vegas	89 111
A - Drake	93 80	Tulsa	75 71	A - Tulsa (ot)	94 93
St. Louis	66 75	A - Louisville	52 56	A - Drake (ot)	109 114
Tulsa	91 96	Cincinnati (ot)	85 92	Indiana State	84 94
A - West Texas State	75 82	West Texas State	63 55	Tulsa	86 88
A - New Mexico State	58 56	New Mexico State	78 70	A - Southern Illinois	81 82
West Texas State	103 61	Bradley	84 71	Bradley	91 79
Bradley	73 65	Tulsa	70 61	A - West Texas State	79 69
A - Memphis State	77 99	A - Loyola (Chicago)	79 77	A - New Mexico State	75 93
North Texas State (ot)	73 71	Southern Illinois	65 64	Creighton	89 83
A - Loyola (Chicago) (ot)	100 89	Drake	95 78	Drake	125 96
Ball State	108 76	A - West Texas State	62 69	New Mexico State	86 84
A - Tulsa	91 97	Louisville	78 74	A - Bradley	74 76
New Mexico State	66 72	A - Bradley	84 74	A - Indiana State	84 109
		A - Drake	75 69	Drake**	70 69
		N - Michigan†	73 74	A - New Mexico State**	81 85
		#Lobo Classic		#Sun Devil Classic	
		†NCAA Midwest Regional Game		**MVC Tournament Game	
1973-74 (11-15)		1976-77 (18-10)			
A - Washington	87 79	Brazilian Nationals	62 56		
A - Arizona State	63 86	Augustana (S.D.)	88 65		
Okla. Christian	91 51	Montana State	67 50		
Northeast Louisiana	96 76	N - Oregon†	49 57		
L.A. State	68 89	N - San Diego State*	75 62		
Loyola (Chicago)	70 82	Hardin-Simmons	84 74		
A - Northern Illinois	77 86	Long Beach State	83 78		
Adams State	79 46	Cal-Fullerton	70 63		
		Brigham Young	69 63		

1979-80 (17-12)

	WSU	OPP
Northern Michigan	76	61
A - Long Beach State	72	77
San Francisco State#	75	43
Pan American#	86	75
Iowa	62	81
Michigan State	55	54
Samford	97	70
Oral Roberts	70	66
Abilene Christian	75	58
A - Iowa	70	84
A - Indiana State	54	62
Tulsa	91	83
A - Bradley	66	67
A - Southern Illinois	68	45
Bradley	51	57
Creighton (ot)	81	77
A - New Mexico State	70	75
Drake	83	70
A - West Texas State (ot)	79	87
A - Creighton	81	92
New Mexico State	80	78
West Texas State	99	83
Southern Illinois	81	68
A - Drake	117	104
Indiana State	58	54
A - Tulsa	78	79
Indiana State**	82	70
A - Bradley**	60	68
Texas-El Paso+	56	58

#McDonald's Classic
 **MVC Tournament
 +National Invitation Tournament

1980-81 (26-7)

	WSU	OPP
Abilene Christian	101	60
Hardin-Simmons	105	46
A - McNeese St.#	91	66
A - Colorado St.#	53	34
Long Beach St.	80	61
NE Louisiana	82	63
Denver	93	60
A - Oral Roberts	83	61
A - Pan American	82	83
Iona	77	46
A - Tulsa	84	91
West Texas St.	100	85
New Mexico St.	74	68
So. Illinois	73	47
A - Creighton	77	72
A - Drake	89	86
Indiana State	93	59
A - W. Texas St.	73	65
Drake	79	67
A - So. Illinois	81	61
Bradley	87	65
Tulsa	72	74
A - New Mexico St.	80	82
Creighton	83	70
A - Bradley	70	57
A - Indiana St.	72	75
So. Illinois**	77	57
Drake*	88	74
Creighton*	64	70
Southern U.t	95	70
Iowa†	60	56
N - Kansas†	66	65
N - Louisiana St.†	85	96

#McDonald's Classic
 **MVC Tournament
 †NCAA Tournament

1981-82 (23-6)

	WSU	OPP
Abilene Christian	93	55
District of Columbia#	100	76
Cincinnati#	87	67
A - Long Beach State	94	71
Alabama-Birmingham	75	60
Pan American	118	65
A - Detroit	79	70
N - Cal. State-Fullerton*	70	67
N - No. Carolina State*	48	60
N - San Francisco*	74	84
New Mexico State	63	50
U.S. International	92	67
N - Iona	97	78
A - Bradley	47	55
Creighton	69	56
A - Tulsa	88	99
A - West Texas State	73	72
A - New Mexico State	57	59
Drake	75	49
Bradley	47	42
A - Illinois State	61	56
Tulsa	75	80
A - Creighton	62	50
A - Drake	62	43
Indiana State	75	57
Southern Illinois	86	75
A - Louisiana State	86	65
West Texas State	106	89
A - Indiana State	92	72

#McDonald's Classic
 *Rainbow Classic

YEAR BY YEAR SEASON LOG

FAIRMOUNT COLLEGE

YEAR	COACH	WON	LOST	PCT.	CONF. FINISH	PTS.	OPP.	
1907-08	W. S. Bates	2	3	.400	—	246	225	
1908-09	W. S. Bates	4	6	.400	—	377	633	
1909-10	R. K. Thomas	3	10	.231	—	378	592	
1910-11	R. K. Thomas	7	8	.467	—	478	633	
1911-12	R. K. Thomas	1	8	.111	—	246	415	
1912-13	E. V. Long	1	11	.091	—	NO RECORD		
1913-14	W. S. Bates	8	7	.533	—	537	419	
1914-15	H. C. Buck	RECORDS INCOMPLETE						
1915-16	H. C. Buck	10	5	.667	—	512	396	
1916-17	L. Hoover	2	12	.143	—	286	483	
1917-18	L. Hoover	3	10	.231	—	309	402	
1918-19	No Coach	RECORDS INCOMPLETE						
1919-20	H. K. Cassidy	8	8	.500	—	464	392	
1920-21	W. D. Elfink	15	2	.882	—	573	401	
1921-22	L. Hoover	11	3	.786	—	391	306	
1922-23	L. Hoover	13	7	.650	—	550	427	
1923-24	S. H. Hill	10	11	.476	—	524	480	
1924-25	S. H. Hill	9	9	.500	—	555	572	
1925-26	L. J. Umnus	13	5	.722	—	625	499	
1926-27	L. J. Umnus	14	0	1.000	—	501	346	

UNIVERSITY OF WICHITA

1927-28	L. J. Umnus	11	4	.733	—	509	411
1928-29	G. Johnson	16	6	.727	—	719	541
1929-30	G. Johnson	13	3	.813	—	657	461
1930-31	G. Johnson	15	6	.714	—	592	490
1931-2	G. Johnson	13	7	.650	—	600	540
1932-33	G. Johnson	13	2	.867	—	693	508
1933-34	L. Austin	20	13	.606	—	1306	1122
1934-35	L. Austin	6	12	.333	—	476	571
1935-36	W. H. Hennigh	13	9	.591	—	774	733
1936-37	W. H. Hennigh	10	11	.476	—	697	732
1937-38	W. H. Hennigh	10	14	.417	—	1032	1038
1938-39	W. H. Hennigh	9	12	.429	—	641	673
1939-40	W. H. Hennigh	11	7	.611	—	675	636
1940-41	W. H. Hennigh	9	11	.450	—	716	767
1941-42	J. Sterrett	5	15	.250	—	571	806
1942-43	M. Binford	11	7	.611	—	713	614
1943-44	NO GAMES PLAYED						

YEAR	COACH	WON	LOST	PCT.	CONF. FINISH	PTS.	OPP.
1944-45	M. Binford	14	4	.778	—	933	743
1945-46	M. Binford	14	8	.636	2nd	966	864
1946-47	M. Binford	8	17	.320	7th	813	973
1947-48	M. Binford	12	13	.480	6th	1183	1158
1948-49	K. Gunning	10	17	.370	5th	1277	1390
1949-50	K. Gunning	7	17	.282	7th	1184	1369
1950-51	K. Gunning	9	16	.360	5th	1362	1515
1951-52	R. Miller	11	19	.367	6th	1844	1901
1952-53	R. Miller	16	11	.593	6th	2025	1902
1953-54	R. Miller	27	4	.871	2nd	2481	2027
1954-55	R. Miller	17	9	.654	4th	1957	1821
1955-56	R. Miller	14	12	.538	4th	1904	1834
1956-57	R. Miller	15	11	.577	T3rd	1900	1832
1957-58	R. Miller	14	12	.538	5th	1892	1845
1958-59	R. Miller	14	12	.538	4th	1917	1871
1959-60	R. Miller	14	12	.538	T4th	2039	1926
1960-61	R. Miller	18	8	.692	5th	2035	1845
1961-62	R. Miller	18	9	.667	3rd	1960	1795
1962-63	R. Miller	19	8	.704	2nd	1955	1755
1963-64	R. Miller	23	6	.793	T1st	2218	1934

WICHITA STATE UNIVERSITY

1964-65	G. Thompson	21	9	.700	1st	2420	2224
1965-66	G. Thompson	17	10	.630	T2nd	2377	2275
1966-67	G. Thompson	14	12	.538	3rd	1958	2048
1967-68	G. Thompson	12	14	.462	6th	2215	2269
1968-69	G. Thompson	11	15	.423	T6th	2115	2166
1969-70	G. Thompson	8	18	.308	8th	2046	2183
1970-71	G. Thompson	10	16	.385	8th	2081	2080
1971-72	H. Miller	16	10	.615	5th	1989	1831
1972-73	H. Miller	10	16	.385	T5th	2082	2113
1973-74	H. Miller	11	15	.423	5th	1978	1976
1974-75	H. Miller	11	15	.423	5th	1904	1937
1975-76	H. Miller	18	10	.643	1st	2131	1936
1976-77	H. Miller	18	10	.643	3rd	2046	1958
1977-78	H. Miller	13	14	.481	6th	1971	1958
1978-79	G. Smithson	14	14	.500	T3rd	2485	2438
1979-80	G. Smithson	17	12	.586	T2nd	1237	1188
1980-81	G. Smithson	27	6	.818	1st	2669	2194
1981-82	G. Smithson	23	6	.793	T2nd	2231	1889
Totals		884	711	.554		90,704	84,952



HENRY LEVITT ARENA

Henry Levitt Arena enters its 28th year as the home of Wichita State University basketball. The Roundhouse, as it was originally known, was opened in 1955. In 27 seasons, the Shockers have been tough to beat in the 10,666-seat arena having compiled an impressive 291-95 home-court record, a .754 winning percentage.

Last year the Shockers won 13 of 14 contests in Henry Levitt Arena and head coach Gene Smithson has compiled a 58-10 record at home, an .853 winning percentage over the past four seasons.

Nearly 150,000 fans crowded into Henry Levitt Arena last year, an average of 10,631 per home game. That attendance average was second-only to the 10,698 that packed Levitt Arena for each game of the 1965-66 season.

Again last year, the Shockers finished among the nation's top 50 in attendance average in NCAA division I. WSU's 10,631 average was 25th-best in the country and ranked first in the Missouri Valley Conference.

ARENA RECORDS

Largest single-game crowd	11,357 vs Ohio State (1962-63)
Smallest single-game crowd	2,477 vs North Texas State (1959-60)
Largest season attendance average	10,698 in 1965-66
Smallest season attendance average	4,022 in 1958-59
Arena single-game scoring record	50, Oscar Robertson (Cincinnati on March 1, 1958)
Most points scored by a Shocker player	46, Dave Stallworth (vs Cincinnati, Feb. 16, 1963)





ARENA ATTENDANCE FIGURES THROUGH THE YEARS (1955-82)

YEAR	HOME RECORD	AWAY RECORD	NEUTRAL RECORD	OVERALL	HOME ATTENDANCE	AVERAGE ATTENDANCE
1955-56	9-7	5-5	0-0	14-12	99,897	6,244
1956-57	12-3	3-8	0-0	15-11	66,915	4,461
1957-58	11-5	3-7	0-0	14-12	82,638	5,165
1958-59	10-3	3-7	1-2	14-12	52,292	4,022
1959-60	9-5	3-6	2-1	14-12	58,272	4,162
1960-61	9-4	6-4	3-0	18-8	69,327	5,333
1961-62	12-1	4-6	2-2	18-9	77,133	5,933
1962-63	12-1	7-6	0-1	19-8	88,062	6,774
1963-64	12-1	6-4	6-1	24-6	126,258	9,866
1964-65	12-1	5-5	4-3	21-9	132,835	10,218
1965-66	13-0	2-8	2-2	17-10	139,080	10,698
1966-67	10-3	4-9	0-0	14-12	135,305	10,408
1967-68	10-3	2-11	0-0	12-14	119,188	9,168
1968-69	8-5	3-8	0-2	11-15	118,913	9,147
1969-70	6-8	2-10	1-1	8-18	138,038	9,860
1970-71	8-5	2-11	1-2	10-16	130,400	10,030
1971-72	11-2	5-8	0-0	16-10	120,377	9,260
1972-73	5-8	4-7	1-1	10-16	113,283	8,714
1973-74	9-5	2-10	0-0	11-15	113,759	8,126
1974-75	8-5	3-10	0-0	11-15	102,505	7,885
1975-76	14-2	4-6	0-2	18-10	144,992	9,666
1976-77	13-4	4-5	1-1	18-10	174,661	9,703
1977-78	10-4	3-10	0-0	13-14	108,346	7,739
1978-79	11-4	3-8	0-2	14-14	120,996	8,066
1979-80	15-3	2-9	0-0	17-12	186,660	10,370
1980-81	19-2	6-4	1-1	26-7	219,370	10,446
1981-82	13-1	8-3	2-2	23-6	148,828	10,631
27 Years	291-95	102-195	27-26	420-316	3,188,330	8,260

Wichita State University

Wichita State University, a medium-sized, state-supported university, is located in the city of Wichita. With a population of approximately 264,000 people, Wichita is the largest city in Kansas and a center for cultural and economic activity.

Since 1964, when the University entered the Kansas state system, the University's enrollment and budget have nearly doubled to meet the needs of a rapidly growing student body, now totaling almost 17,000 students. Students from every county in Kansas, nearly every state in the Union, and 55 foreign nations are enrolled in both daytime and evening courses offered by the various schools and colleges of the University. An urban institution, Wichita State has over 12,500 students who are employed either full or part time; 1,100 who are on the G.I. Bill; and 2,800 who are over 34 years of age. The average age of Wichita State students is 27. About 3,500 students are enrolled in the University's graduate programs. The University's faculty, growing with the rest of the University, currently numbers more than 840 members.

Students at Wichita State can choose from more than 180 areas of academic

concentration within the University's eight schools and colleges. The College of Business Administration, College of Education, College of Engineering, College of Fine Arts, College of Health Related Professions, Fairmount College of Liberal Arts and Sciences, University College and Continuing Education Services, and the Graduate School all offer complete programs in their areas.

Wichita State offers academic programs that lead to bachelor's, master's, specialist, and doctoral degrees. Wichita State offers a Doctor of Philosophy (PhD) in communicative disorders and sciences (logopedics) and in engineering and a transfer doctoral program in educational administration.


Wichita State's Summer Session features a flexible time format. In addition to the regular eight-week session, there is a three-week pre-session as well as two four-week sessions, held concurrently with the regular session. The University traditionally has a larger summer enrollment than any other college or university in Kansas.

HISTORY

Wichita State University began as Fairmount College in 1895 with 16 students and 3 instructors. The college, founded by the Congregational Church, was governed by the church until 1926, when the citizens of Wichita voted to make Fairmount College the Municipal University of Wichita. The University was then placed under the direction of the Board of Trustees.

After 38 years as a municipal institution, the University again changed its status on July 1, 1964, and officially entered the state system of higher education. In its present status, Wichita State is one of six state institutions of higher education governed by the Kansas Board of Regents.





Shocker Athletic Association Staff Directory

Beth Alexander, M.D., team physician	(316) 685-1381
Roland "Joe" Banks, equipment manager	(316) 689-3254
Phyllis Barrho, secretary-administration	(316) 689-3250
Jennifer Bednarek, asst. women's basketball coach	(316) 689-3257
Ben Blacknall, asst. football coach	(316) 689-3260
Ron Blevins, golf coach	(316) 685-6601
Ted Bredehoft, director of athletics	(316) 689-3253
Kathryn Bunnell, head women's basketball coach & asst. athletic director	(316) 689-3257
Mary Lou Calhoun, secretary-sports information	(316) 689-3265
Val Clark, secretary-men's basketball	(316) 689-3252
Rex Coad, men's tennis coach	(316) 682-7553
Margie Dersi, director of ticket sales	(316) 689-3266
Larry Gray, sports information intern	(316) 689-3265
Fred Harvey, ski school director	(316) 689-3218
Charles Henning, M.D., team physician	(316) 682-3221
Fayne Henson, asst. football coach	(316) 689-3260
Willie Jeffries, head football coach	(316) 689-3260
Jeff Jones, asst. men's basketball coach	(316) 689-3252
Stan Kardatzke, M.D., director of men's tennis	(316) 722-6892
Eugene Kaufman, M.D., team physician	(316) 685-1491
Brent Kemnitz, asst. baseball coach	(316) 689-3275
John Kornelson, women's track & cross country coach	(316) 689-3257
Robyn Littleton, ticket office clerk	(316) 689-3266
Jay Louderback, women's tennis coach	(316) 689-3257
Mary Lynch, M.D., team physician	(316) 682-3221
Ken Matous, asst. football coach	(316) 689-3260
Ruth Matz, secretary-athletic director	(316) 689-3253
John Montgomery, asst. football coach	(316) 689-3260
Bill Morgan, asst. football coach	(316) 689-3260
Joe Odom, strength coach	(316) 689-3250
Theresa Poe, secretary-business office	(316) 689-3251
Mary Robotham, asst. trainer	(316) 689-3248
Donald Schilling, business manager	(316) 689-3251
Rick Shore, asst. men's basketball coach	(316) 689-3252
Gene Smithson, head men's basketball coach	(316) 689-3252
Gene Stephenson, head baseball coach	(316) 689-3275
Kim Moses-Stevens, asst. athletic director	(316) 689-3253
Bethel Stout, softball coach	(316) 689-3257
Renee Thomas, secretary-women's sports	(316) 689-3257
Mary Tice, secretary-business office	(316) 689-3251
Doug Vandersee, head trainer	(316) 689-3248
John Vogelbacher, asst. football coach	(316) 689-3260
Dirk Wedd, asst. football coach	(316) 689-3260
Kevin Weiberg, sports information director	(316) 689-3265
Patty Weniger, secretary-football	(316) 689-3260
Herm Wilson, head men's track & cross country coach	(316) 689-3267
Susan Wolcott, asst. sports information director	(316) 689-3265



TED BREDEHOFT
Director of Athletics



KIM MOSES-STEVENS
Asst. Athletic Director



KATHRYN BUNNELL
Asst. Athletic Director



DON SCHILLING
Business Manager



MARGIE DERSI
Director of Ticket Sales



MARTIN PERLINE
Faculty Representative



DOUG VANDERSEE
Head Trainer



ROLAND BANKS
Equipment Manager



KEVIN WEIBERG
Sports Information Director



SUSAN WOLCOTT
Asst. Information Director



MARY LOU CALHOUN
Sports Information Secretary



VAL CLARK
Basketball Secretary

GUIDE TO WSU's PRIMARY MEDIA OUTLETS

NEWSPAPERS

Wichita Eagle-Beacon (AM)
825 E. Douglas
P.O. Box 820
Wichita, KS 67201-0820
(316) 268-6251

Casey Scott is the beat reporter and does most game stories. **Bruce Opheim** is the sports editor. **Randy Brown** has a daily column.

Sunflower (AM, M-W-F)
Campus Box 10
Wichita State University
Wichita, KS 67208
(316) 689-3640

This is the student newspaper. Direct mailers to "**Sports Editor**."

Topeka Daily Capital (AM)
1009 S. Pinecrest
Wichita, KS 67218
(316) 686-4931

Tony Jimenez is the local correspondent. He covers all games and will also do feature stories on occasion for UPI.

Hutchinson News (AM)
300 W. 2nd
Hutchinson, KS 67501
(316) 662-3311

Barbara Caywood is the sports editor. They staff almost every game.

TELEVISION

KAKE-TV (channel 10, ABC)
1500 N. West
P.O. Box 10
Wichita, KS 67203
(316) 943-4221

Mark Allan is the sports director and does play-by-play for the Shocker Sports Superchannel and for basketball road games. He also hosts coach's shows. **Paul Crane** does weekend sportscasts and fills in when Allan's on the road. **Darryl Ewalt** produces Wichita State telecasts.

KSNW-TV (channel 3, NBC)
P.O. Box 333
Wichita, KS 67201
(316) 265-5631

Webb Smith is the sports director. He does nightly sportscasts as does **Dave Armstrong** and **Craig Bolerjack**.

KTVH-TV (channel 12, CBS)
2815 E. 37th St. North
Wichita, KS 67201
(316) 838-6626

Al Jerkens is the sports director and does nightly sportscasts. **Earle Brown** is the weekend man.

RADIO

KAKZ Radio (1240 AM)
1500 N. West St.
Wichita, KS 67203
(316) 265-1240

Mike Kennedy is the "voice of the Shockers" and does play-by-play on Shocker home and away games. He also has daily sportscasts.

KMUW Radio (89.1 FM)
Campus Box 103
Wichita State University
Wichita, KS 67208
(316) 682-5737

Louis Foster and **Steve Greathouse** do play-by-play of WSU home games on the campus radio station.

KFH Radio (1330 AM)
104 S. Emporia
Wichita, KS 67202
(316) 262-4491

Bruce Haertl has daily sportscasts.

KFDI Radio (101.3 FM, 1070 AM)
P.O. Box 1402
Wichita, KS 67201

John Wright does daily sportscasts.

Kassebaum-Johnson Attorneys
125 N. Market
Suite 1520
Wichita, KS 67202

Dave Dahl is the color commentator for the Wichita State basketball network.

OTHER OUTLETS

KKRD Radio	P.O. Box 333, Wichita, KS 67201
KEYN-KQAM Radio	2829 Salina, Wichita, KS 67204
KICT Radio	14700 W. Highway 54, Wichita, KS 67235
Ark Valley News	206 W. Main, Valley Center, KS 67147
Arkansas City Traveler	200 E. 5th, Arkansas City, KS 67005
Augusta Gazette	204 E. 5th, Augusta, KS 67010
The Daily Reporter	201 S. Baltimore, Derby, KS 67037
The El Dorado Times	114 N. Vine, El Dorado, KS 67042
Hays Daily News	Hays, KS 67601
Junction City Union	Junction City, KS 66441
Newton Kansan	121 W. 6th, Newton, KS 67114
Salina Journal	333 S. 4th, Salina, KS 67401
Wellington Daily News	115 W. Harvey, Wellington, KS 67152
Winfield Daily Courier	201 E. 9th, Winfield, KS 67156
KOYY Radio	RFD 2, El Dorado, KS 67042
KLEY Radio	KLEY Drive, Wellington, KS 67156
KSOK Radio	Radio Lane, Arkansas City, KS 67005
KWBW Radio	17 & Harding, Hutchinson, KS 67501
KWHK Radio	525 N. Main, Hutchinson, KS 67501

COVERING SHOCKER BASKETBALL

PRESS CREDENTIALS — To obtain press credentials for Wichita State basketball games contact the WSU sports information office. Passes will be limited to members of the WORKING PRESS ONLY. Spouses of media members will not be given space on press row unless they are also a member of the WORKING PRESS. Please make requests at least 48 hours before each game. No requests for press credentials will be honored the day of the game.

PRESS AREA — The working press area is located on the EAST side of Henry Levitt Arena in Section U and entrance is most easily obtained by entering either Aisle 13 or 14.

RADIO — Visiting stations should contact the WSU sports information office for permission to broadcast and for press credentials. A courtesy line is available. Contact KAKZ Radio sports director Mike Kennedy (316-265-1240) for information about the courtesy line. Non-official stations of visiting teams will have to order their own phone line and will have to pay a minimal rights fee. Please ask the phone company to contact the WSU sports information office for the location of the phone line on press row. The phone company number in Wichita is (316) 261-1246.

PHOTOGRAPHERS — Press credentials will be issued to television and print media photographers and those photographers employed by the WSU sports information office. Upon arrival at the Arena, photographers should pick up a photo armband to be worn at courtside throughout the game. An armband is needed for security clearance at courtside. All photographers are requested to stay at least three feet from the playing floor and no flash guns are permitted due to the blinding effect.

SERVICES — You will be provided with programs, game notes and statistics prior to each game. Statistics will be distributed at halftime and at the end of each game with complete box score and play-by-play information.

TELEPHONES — Any media member desiring press box phone service should make arrangements for a phone to be installed. There is one phone available after the game on a first-come-first-served basis.

PRESS ROOM — The press room is located in the tunnel area adjacent to the locker rooms on the arena's northwest side.

WSU SPORTS INFORMATION OFFICE PHONE (316) 689-3265
MAILING ADDRESS.....WSU-ICAA, Campus Box 18, Wichita, KS 67208

1982-83

**MISSOURI VALLEY
COMPOSITE SCHEDULE**

(continued)

January 8 (Saturday)

Bradley at Southern Illinois
Tulsa at Drake
Illinois State at West Texas State
Indiana State at New Mexico State

January 9 (Sunday)

Wichita State at Creighton

January 10 (Monday)

Colorado State at Wichita State

January 13 (Thursday)

Bradley at Illinois State
Creighton at Indiana State
West Texas State at Drake
New Mexico State at Southern Illinois
Tulsa at Wichita State

January 15 (Saturday)

Drake at Wichita State
Indiana State at Illinois State
New Mexico State at Bradley

January 17 (Monday)

Southern Illinois at Creighton

January 20 (Thursday)

Bradley at Wichita State
Drake at New Mexico State

January 22 (Saturday)

Tulsa at Bradley
New Mexico State at Creighton
Drake at West Texas State
Wichita State at Illinois State
Southern Illinois at Indiana State

January 24 (Monday)

Bradley at West Texas State
Tulsa at Illinois State
New Mexico State at Indiana State

January 27 (Thursday)

Illinois State at Southern Illinois
West Texas State at Tulsa

January 29 (Saturday)

Creighton at Tulsa
Indiana State at Drake
West Texas State at New Mexico State
Wichita State at Southern Illinois

January 31 (Monday)

Creighton at New Mexico State
Wichita State at Indiana State
Southern Illinois at Tulsa
Illinois State at Bradley

February 2 (Wednesday)

Tulsa at Oral Roberts

February 3 (Thursday)

Bradley at Creighton
Drake at Illinois State
Indiana State at Southern Illinois
New Mexico State at Wichita State

February 5 (Saturday)

Southern Illinois at Bradley
Creighton at Drake
New Mexico State at Illinois State
Tulsa at Indiana State
West Texas State at Wichita State

February 7 (Monday)

West Texas State at Creighton
Tulsa at Southern Illinois
Wichita State at Memphis State

February 10 (Thursday)

Bradley at New Mexico State
Illinois State at Creighton
Drake at Tulsa
Indiana State at West Texas State

February 12 (Saturday)

Bradley at Tulsa
Creighton at Southern Illinois
Illinois State at Drake
Indiana State at Wichita State
New Mexico State at West Texas State

February 14 (Monday)

Wichita State at Drake

February 17 (Thursday)

Indiana State at Bradley
Tulsa at Creighton
Southern Illinois at West Texas State

February 19 (Saturday)

West Texas State at Bradley
Drake at Creighton
Illinois State at Indiana State
Southern Illinois at New Mexico State
Wichita State at Tulsa

February 21 (Monday)

Bradley at Drake
West Texas State at Illinois State
Wichita State at New Mexico State

February 24 (Thursday)

Creighton at Wichita State
Drake at Indiana State
Southern Illinois at Illinois State
Tulsa at West Texas State

February 26 (Saturday)

Bradley at Indiana State
Creighton at West Texas State
Drake at Southern Illinois
Illinois State at Wichita State
New Mexico State at Tulsa

February 28 (Monday)

New Mexico State at Drake
Illinois State at Tulsa

March 3 (Thursday)

Wichita State at Bradley
Indiana State at Creighton
West Texas State at Southern Illinois

March 5 (Saturday)

Drake at Bradley
Creighton at Illinois State
West Texas State at Indiana State
Tulsa at New Mexico State
Southern Illinois at Wichita State

MVC Tournament

March 8, 10, 13



1982-83 SHOCKER® BASKETBALL SCHEDULE

DATE	OPPONENT	SITE	TIME*
Nov. 11	Soviet Union (Exhibition)	Wichita	8:05 pm
Nov. 26	New Orleans	New Orleans, La.	8:05 pm
Nov. 30	Detroit	Wichita	8:05 pm
Dec. 3-4	McDonald's Classic (WSU, District of Columbia, North Texas State, Jackson State)	Wichita	7:05 pm
Dec. 7	California State-Fullerton	Wichita	8:05 pm
Dec. 11	Alabama-Birmingham	Birmingham, Ala.	8:05 pm
Dec. 30	University of Pacific <i>FOG</i>	Stockton, Calif.	*9:35 pm
Jan. 3	Arkansas-Little Rock	Wichita	8:05 pm
Jan. 6	West Texas State** <i>FOG</i>	Amarillo, Tex.	7:35 pm
Jan. 9	Creighton** <i>Delay</i>	Omaha, Neb.	2:05 pm
Jan. 10	Colorado State	Wichita	8:05 pm
Jan. 13	Tulsa**	Wichita	8:05 pm
Jan. 15	Drake**	Wichita	8:05 pm
Jan. 20	Bradley**	Wichita	8:05 pm
Jan. 22	Illinois State** <i>FOG + Snow</i>	Normal, Ill.	2:35 pm
Jan. 29	Southern Illinois** <i>Snow</i>	Carbondale, Ill.	7:30 pm
Jan. 31	Indiana State**	Terre Haute, Ind.	7:35 pm
Feb. 3	New Mexico State**	Wichita	8:05 pm
Feb. 5	West Texas State**	Wichita	8:05 pm
Feb. 7	Memphis State	Memphis, Tenn.	7:35 pm
Feb. 12	Indiana State**	Wichita	8:05 pm
Feb. 14	Drake**	Des Moines, Iowa	7:35 pm
Feb. 19	Tulsa**	Tulsa, Okla.	7:30 pm
Feb. 21	New Mexico State**	Las Cruces, N.M.	7:35 pm
Feb. 24	Creighton**	Wichita	8:05 pm
Feb. 26	Illinois State**	Wichita	8:05 pm
Mar. 3	Bradley**	Peoria, Ill.	8:05 pm
Mar. 5,	Southern Illinois**	Wichita	8:05 pm

*All Times Central Time

**Missouri Valley Conference Game

