

CA2 ALPH  
A56  
1955  
c.2

ALBERTA LEGISLATURE LIBRARY




3 3398 00413 1446

195

*L ALTA.*



*3/ Report + report of Vital Stat.  
+ Hosp Div.*



**ANNUAL REPORT**

OF THE

*2/* **Department of Public Health**


PROVINCE OF ALBERTA

*2/* **1955**

—————  
PUBLISHED BY ORDER OF THE LEGISLATIVE ASSEMBLY  
—————

EDMONTON  
PRINTED BY A. SHNITKA, QUEEN'S PRINTER  
1956

*374*



Digitized by the Internet Archive  
in 2020 with funding from  
Legislative Assembly of Alberta - Alberta Legislature Library



# ANNUAL REPORT

OF THE

# Department of Public Health

PROVINCE OF ALBERTA

1955

---

PUBLISHED BY ORDER OF THE LEGISLATIVE ASSEMBLY

---

EDMONTON  
PRINTED BY A. SHNITKA, QUEEN'S PRINTER  
1956



December 31, 1956.

TO HIS HONOUR,

J. J. BOWLEN,

*Lieutenant Governor of the Province of Alberta.*

SIR:

I have the honour to transmit herewith, the Annual Report of the Department of Public Health for the year 1955.

I have the honour to be, Sir,

Your obedient Servant,

WALLACE WARREN CROSS, M.D.

*Minister of Health.*



December 31, 1956.

TO THE HONOURABLE DR. W. W. CROSS,  
Minister of Health,  
Administration Building, Edmonton, Alberta.

SIR:

I have the honour to submit herewith, the Thirty-Seventh  
Annual Report of the Department of Public Health.

I have the honour to be, Sir,

Your obedient Servant,

A. SOMERVILLE, B.A., M.D., D.P.H.,

*Deputy Minister.*





# CONTENTS

## PART I

---

|   | Page |
|---|------|
| Summary .....   | 1    |
| Divisions of Communicable Diseases and Health Units ..... | 8    |
| Division of Entomology .....                              | 15   |
| Division of Cancer Services .....                         | 21   |
| Division of Social Hygiene .....                          | 25   |
| Division of Health Education .....                        | 30   |
| Nutrition Services .....                                  | 37   |
| Division of Municipal Nursing .....                       | 39   |
| Division of Health Units .....                            | 43   |
| Provincial Laboratories .....                             | 45   |
| Division of Sanitary Engineering .....                    | 50   |
| Civil Service Nurse .....                                 | 57   |
| Division of Arthritis Services .....                      | 58   |
| Division of Cerebral Palsy Clinics .....                  | 60   |
| Division of Tuberculosis Control .....                    | 65   |
| Division of Mental Health .....                           | 76   |
| Provincial Mental Hospital, Ponoka .....                  | 79   |
| Provincial Mental Institute, Edmonton .....               | 89   |
| Rosehaven, Camrose .....                                  | 98   |
| Provincial Auxiliary Mental Hospital, Claresholm .....    | 103  |
| Provincial Auxiliary Mental Hospital, Raymond .....       | 105  |
| Provincial Training School, Red Deer .....                | 107  |
| Guidance Clinics .....                                    | 114  |
| Eugenics Board .....                                      | 122  |
| Blood Transfusion Service .....                           | 124  |



THIRTY-SEVENTH ANNUAL REPORT OF THE  
PROVINCIAL DEPARTMENT OF PUBLIC HEALTH

---

*Divisions:*

1. General Administration
2. Communicable Diseases
3. Entomology
4. Cancer Services
5. Social Hygiene
6. Health Education
7. Nutritional Services
8. Municipal Nursing
9. Health Units
10. Provincial Laboratories
11. Sanitary Engineering
12. Hospital and Medical Services
13. Nursing Aides School
14. Civil Service Nurse
15. Arthritis Services
16. Cerebral Palsy Clinics
17. Tuberculosis Control—  
Sanatoria: Aberhart Memorial Sanatorium, Edmonton  
Baker Memorial Sanatorium, Calgary
18. Mental Health—  
Institutions: Provincial Mental Hospital, Ponoka  
Provincial Mental Institute, Edmonton  
Rosehaven, Camrose  
Provincial Auxiliary Mental Hospital,  
Claresholm  
Provincial Auxiliary Mental Hospital,  
Raymond  
Provincial Training School, Red Deer  
Guidance Clinics  
Eugenics Board
19. Vital Statistics

A report of the work of each of these Divisions is included herewith.

## PROVINCIAL BOARD OF HEALTH

The Provincial Board of Health met on five occasions during the year. The agenda of each meeting contained a variety of subjects for consideration, all of which would have a bearing on the health and life of the people of the province. A review of some of the major items is contained in this report.

There was no change in the membership of the Board during the year. Dr. A. Somerville, Provincial Medical Officer of Health, was Chairman, and Dr. R. D. Stuart, Provincial Bacteriologist, and Mr. H. L. Hogge, Provincial Sanitary Engineer, were members.

## REGULATIONS PASSED OR AMENDED DURING THE YEAR

O.C. 335-55 approved new regulations governing restaurants. These regulations replaced the former regulations. Certain regulations previously contained in the Food and Drink Regulations were transferred to the Restaurant Regulations and certain changes in order were made for the greater convenience of interested persons. Provision was made for the use of single service utensils. It was established that restaurants must provide three-sink systems for dishwashing by January 1, 1956. The new regulations also provide for the use of registered mail for the delivery of closure notices and require that copies of such notices must be forwarded to the Provincial Board of Health.

O.C. 336-55 approved new regulations governing food and drink. These regulations replaced the former regulations. The principle change was that certain of the former regulations which applied directly to restaurants were transferred to the Restaurant Regulations.

O.C. 337-55 approved new regulations governing trailer coaches and trailer coach parks. The former regulations governing auto trailer houses were rescinded. The section of the new regulations applying to trailer coaches is more in keeping with the improved design of these mobile residences than were the requirements of the old regulations. The regulations dealing with trailer coach parks provide for proper spacing, for suitable toilet accommodation, for adequate disposal arrangements and other public health requirements. The standards established by these regulations will provide more healthful living accommodation for the increasing numbers of persons who reside in mobile homes.

O.C. 1098-55 approved an amendment to the regulations for the control of communicable diseases. This amendment permits treatment by persons who confine their treatment to prayer and spiritual means in the practise of the religion of any well recognized church, provided, the person obtains the permission of the local health authority to enter or leave isolated premises.

During the year a number of cases of persons who were suffering from tuberculosis in an infectious form and who were refusing treatment were drawn to the attention of the Board. After proper investigation of the cases, the Board issued seventeen orders covering the removal of such persons to hospitals and

sanatoria for treatment under the provisions of the Communicable Disease Regulations. Twenty such orders were issued in the year 1954.

The Board kept the sanitation of the province's major rivers under continual review. The increasing use of the North Saskatchewan River for the disposal of municipal sewage and industrial wastes has required continuous vigilance. Instructions concerning the amount of polluting materials which may be emptied into this river were issued by the Board to municipalities and industries. The Board also issued instructions to cities and towns using the South Saskatchewan River concerning the minimum treatment they must provide for sewage before emptying it to the river. The progress being made towards meeting the Board's instructions, by communities using the Bow River and its tributaries was followed.

Many other matters received attention during the year. Some of these were swimming pool safety, location of sewage lagoons, supervision of persons using radio-active materials and sanitation in restaurants, slaughter houses, industrial camps, barber shops and beauty culture parlours. In these and other matters the Board gave its guidance and assistance to the various Divisions of the Department and to Local Boards of Health so that activities could be correlated into a broad program designed to improve the health of the people of the province.

#### LEGISLATION PASSED DURING THE YEAR

##### *Hospitalization and Treatment Services Act Amendment Act (Chapter 27)*

This Act amended The Hospitalization and Treatment Services Act, being Chapter 56 of the Statutes of Alberta, 1953.

The hospitalization benefits heretofore authorized under The Hospitals Act were increased by 10% in the case of municipalities and hospital districts that make provision for supplying both standard ward care and special hospital services to their ratepayers and contract holders, under the prevailing hospitalization grant plan.

This required an extensive amendment to the provisions now in force and as this Act is more appropriate for the inclusion of these provisions in any event, the authority for the hospitalization grants was placed in and amended in this Act.

This in turn, required some slight formal changes to the existing Act, particularly in section 2, the definition section.

Section 3 was amended for the purpose of preventing claims for hospitalization or treatment services by the dependants of persons who have recently moved into the province but are receiving old age assistance from the province because of provincial reciprocal arrangements.

Section 5 was amended for the purpose of restricting the provision of hospitalization or treatment services to the recipient of old age assistance or a blind person's pension to those who,

because of limited means, are not likely to be able to provide the same for themselves.

A new section, being section 6a, was added to enable the Minister to make a hospitalization agreement with a local authority instead of the hospital board in a case where the hospital is owned by the municipality.

Section 10 was amended to permit a limited subsidy being paid to organizations if they provide a plan of insurance covering medical, surgical and obstetrical services for the residents of Alberta.

A new section 11 was introduced into the Act to make provision for the hospitalization grant plan. Sections 11 and 13 were renumbered and section 12 was repealed. Section 12, the section providing for regulations under the Act was replaced by a new section 12 authorizing regulations of a more general nature.

This Act came into force on April 1, 1955.

#### *Hospitals Act Amendment Act (Chapter 23)*

This Act amended The Hospitals Act, being chapter 184 of the Revised Statutes of Alberta, 1942.

This Act, which originally was enacted to regulate and govern hospitals in the province, has in the years since its enactment become the vehicle for the "dollar-a-day" hospitalization plan. As a result of a proposed enlarging of the hospitalization plan, the sections of this Act dealing with that subject were repealed and the hospitalization plan provisions have been placed in The Hospitalization and Treatment Services Act, which was enacted in 1953 and which is a more appropriate Act for the hospitalization legislation.

The repeal of these sections made other changes necessary, particularly in section 2, the definition section.

Section 3 was amended. Subsection (1) authorizes the payment of a grant based on the patient-days of patients in an active treatment hospital. This is substantially the same as the previous legislation but the grant will no longer be dependent on the filing of prescribed returns with the Department of Public Health. Subsection (2) authorizes the payment of an additional grant when a hospital receiving the per diem grant provides special facilities for any class or group of patients. Previously, the extra grant was restricted to hospitals providing special facilities for the treatment of particular diseases.

Section 4, subsection (1) is a redrafting of the present section. In addition, power is given by clause (c) thereof to the Lieutenant Governor in Council to make regulations governing the conditions under which a per diem grant or any other public assistance may be made to a hospital.

This Act came into force on April 1, 1955.

*Mental Defectives Act Amendment Act (Chapter 11)*

This Act amended The Mental Defectives Act, being chapter 191 of the Revised Statutes of Alberta, 1942.

Section 10 was amended to make it clear that this section is dependent on the proceedings instituted under section 6, and does not set out a distinct proceeding.

Section 15 was amended. The terminology used in subsection (2) was altered to correspond to the terms used in subsection (1). Subsection (5) was replaced by a new subsection which sets out a new test to determine the residence of a mentally defective person. The new test of residence is premised upon the parents' residence as determined by the appropriate municipal Act, and is similar to the test applied for residence of children under The Child Welfare Act. The residence test is made applicable to cases arising after this Act came into force.

This Act came into force on April 1, 1955.

*Statute Law Amendment Act, 1955, (Chapter 38), re  
The Mental Diseases Act*

Section 38 amended The Mental Diseases Act, being chapter 192 of the Revised Statutes of Alberta, 1942. Section 9, subsection (1) was amended to make it clear that a magistrate who has found a person to be mentally diseased and dangerous to be at large may commit him to the custody of a mental diseases hospital as an alternative to committing him to the nearest gaol, if in the opinion of the magistrate he should not be committed to gaol.

This Act came into force on April 6, 1955.

*Municipal Hospitals Act Amendment Act (Chapter 22)*

This Act amended The Municipal Hospitals Act, being chapter 185 of the Revised Statutes of Alberta, 1942.

The Municipal Hospitals Act is being used in areas of the Banff National Park to provide municipal hospital districts. It is therefore necessary to make some changes in this Act to refer particularly to such an area.

Section 2, clauses (b) and (1) were amended to have the definition of "contributing council" and "ratepayer", respectively, apply in National Park areas.

Section 3, subsection (2) was amended to bring a reference up to date.

Section 11, subsection (5) was amended to refer to a hospitalization agreement which may be made under The Hospitalization and Treatment Services Act. The provisions here referred to were originally in The Hospitals Act only, but are now divided between these two Acts.

Section 68, subsection (3) was amended to correct a reference.

The Schedule was amended for the same purpose.

This Act came into force on April 1, 1955.

*Psychiatric Nurses Training Act (Chapter 31)*

This is a new Act to be known as "The Psychiatric Nurses Training Act". It makes provision for the training, qualifying and practice of psychiatric nurses.

An advisory committee, of which the Director of the Division of Mental Health is chairman, is established to perform such functions in respect of the training, qualifying and practice of psychiatric nurses as the Minister of Health may prescribe by regulations.

The Minister is also given power to make regulations with the approval of the Lieutenant Governor in Council respecting the studies and examinations to be undertaken by student psychiatric nurses, the services they may render when they have qualified, and the granting of certificates to them.

A certificate granted to a qualified psychiatric nurse only entitles the holder to render nursing services within his own specialized field, and then only when working under the supervision of a medical practitioner or in an employment approved by the advisory committee. The certificate also entitles the holder to use the title "Psychiatric Nurse" or the abbreviations "Psych. N."

This Act came into force on April 1, 1955.

*Public Health Act Amendment Act (Chapter 30)*

This Act amended The Public Health Act, being chapter 183 of the Revised Statutes of Alberta, 1942.

Section 7, subsection (1) was amended to include a reference to air pollution and defilement in the listing of the powers of the Provincial Board of Health to make orders, rules or regulations. This will enable that Board to prescribe rules for the prevention of air pollution.

Section 37 was amended to increase the penalties for a contravention of a rule or regulation made in respect of nuisances arising out of trades or businesses, or made for the prevention of water or air pollution.

This Act came into force on April 1, 1955.

*Statute Law Amendment Act, 1955, (Chapter 38), re  
The Solemnization of Marriage Act*

Section 19 amended the note to Form E in the Schedule of The Solemnization of Marriage Act, being chapter 303 of the Revised Statutes of Alberta, 1942. This was necessitated by the revised Criminal Code, being chapter 51 of the Statutes of Canada, 1953-54, which was assented to on June 26, 1954, and



came into force on the 1st of April, 1955. The references in Alberta Statutes to the Code and its sections, references and procedures will be out of date when the new Code comes into force, as the Code sections have been renumbered, procedures varied or dropped and references altered. The Act brings the references in the Alberta Statutes in line with the new Code, by either changing the section numbers or rewording the references to fit the procedure or offences described and set out in the new Code.

*Statute Law Amendment Act, 1955, (Chapter 38), re  
The Venereal Diseases Prevention Act*

Section 20 amended section 4, subsection (1), clause (a) of The Venereal Diseases Prevention Act, being chapter 196 of the Revised Statutes of Alberta, 1942. This was necessitated by the revised Criminal Code, being chapter 51 of the Statutes of Canada, 1953-54, which was assented to on June 26, 1954, and came into force on the 1st of April, 1955. The references in Alberta Statutes to the Code and its sections, references and procedures will be out of date when the new Code comes into force, as the Code sections have been renumbered, procedures varied or dropped and references altered. The Act brings the references in the Alberta Statutes in line with the new Code, by either changing the section numbers or rewording the references to fit the procedure or offences described and set out in the new Code.

Continued on Pages 23 and 24

## Division of Communicable Diseases

---

C. E. ANDERSON, M.D., *Director*

The responsibility of this Division relates to the control of communicable diseases except tuberculosis and venereal diseases which are reported under their respective Divisions. The provincial services are supervision, consultations with local authorities, communicable disease statistics and records, and the distribution of biological products for control.

### POLIOMYELITIS

There were 224 cases of polio reported during the year. This was down from 550 cases in 1954 which, in turn, was less than the record high of 1,399 cases in 1953.

For the first time an immunizing agent for polio was available for general distribution. Most of the children who were in Grades I and II, and a few in higher grades received two doses of vaccine, a total of 48,984 children being immunized. In addition, a number of women who were in the later stages of pregnancy were inoculated. Gamma globulin was supplied for the protection of family contacts. A check on the polio incidence in these children and in similar children across Canada indicated that a substantial degree of protection was obtained. This protection was most noticeable in a reduction of paralyzed cases and a less noticeable reduction in the number of non-paralytic cases.

### RABIES

There were 54 rabid animals identified in Alberta during 1955. All of these were found north of the North Saskatchewan River and practically all of them were north of the Athabasca River. This indicates a continued decline in the number of rabid animals found. In relation to these animal cases and other suspicious incidents, 90 individual packages of rabies vaccine have been supplied for human use. How much of this was actually used is uncertain but it is presumed that most of it was. No cases of human rabies have been reported.

### SERA AND VACCINES

The province provides sera and vaccines without charge for the prevention and treatment of communicable diseases. This material is used mainly in relation to Smallpox, Diphtheria, Whooping Cough, Tetanus, Typhoid and Rocky Mountain Spotted Fever.

Gamma globulin is supplied for the prevention of Polio, Infectious Hepatitis and Measles. The amounts distributed are shown in the report of the Provincial Laboratories.

ANNUAL REPORT, 1955

Table 1  
NUMBER OF CASES OF COMMUNICABLE DISEASES REPORTED IN THE YEARS  
1954 and 1955

|                              | 1954  | 1955  |                                      |       |
|------------------------------|-------|-------|--------------------------------------|-------|
| Acute Anterior Poliomyelitis | 550   | 244   | Rubella                              | 846   |
| Diphtheria                   | 35    | 10    | Scarlet Fever and Septic Sore Throat | 1,363 |
| Dysentery                    | 88    | 10    | Smallpox                             | 741   |
| Food Infections              | 3     | 34    | Tetanus                              | ---   |
| Leprosy                      | ---   | ---   | Tuberculosis - Pulmonary             | 902   |
| Measles                      | 3,769 | 7,136 | Tuberculosis - Non-pulmonary         | 76    |
| Meningitis                   | 14    | 11    | Typhoid Fever                        | 5     |
| Paratyphoid Fever            | 3     | 7     | Undulant Fever                       | 3     |
| Rocky Mountain Spotted Fever | ---   | ---   | Whooping Cough                       | 842   |
|                              |       |       | Acute Trachoma                       | 791   |
|                              |       |       |                                      | 1     |

TABLE 2  
DEATHS ASCRIBED TO COMMUNICABLE DISEASES  
IN THE PROVINCE OF ALBERTA FOR THE YEARS  
1954 and 1955

| Name of Disease   | 1954         |                                | 1955                          |                                |
|---|--------------|--------------------------------|-------------------------------|--------------------------------|
|   | Total Deaths | Rate Per 100,000 of Population | Total Deaths                  | Rate Per 100,000 of Population |
| Poliomyelitis and Polioencephalitis                           | 31           | 3.0                            | 8                             | 0.7                            |
| Gastroenteritis and Colitis (except Diarrhoea of the Newborn) | 69           | 6.7                            | 54                            | 5.1                            |
| Diphtheria  | 2            | 0.2                            | 1                             | 0.1                            |
| Influenza   | 14           | 1.4                            | 44                            | 4.1                            |
| Measles   | 6            | 0.6                            | 24                            | 2.3                            |
| Pneumonia   | 253          | 24.4                           | 326                           | 30.6                           |
| Scarlet Fever   | 0            | 0.0                            | 1                             | 0.1                            |
| Smallpox  | 0            | 0.0                            | 0                             | 0.0                            |
| Tuberculosis (Pulmonary)                                      | 45           | 4.3                            | 64                            | 6.0                            |
| Tuberculosis (Other)  | 18           | 1.7                            | 17                            | 1.6                            |
| Typhoid   | 1            | 0.1                            | 2                             | 0.2                            |
| Whooping Cough  | 7            | 0.7                            | 1                             | 0.1                            |
| Meningococcal Meningitis                                      | 8            | 0.8                            | 2                             | 0.2                            |
| Population of Alberta in 1954                                 | 1,039,000    |                                | Population of Alberta in 1955 |                                |
|   |              |                                | 1,066,000                     |                                |

TABLE 3: COMMUNICABLE DISEASES REPORTED IN 1955 BY SEX, AGE AND MONTH OF REPORTING

| SEX                |       |       | MONTHS |        |       |      |       |      |     |      |      |      |       |      | AGES |       |       |     |      | TOTAL |       |         |                |    |
|--------------------|-------|-------|--------|--------|-------|------|-------|------|-----|------|------|------|-------|------|------|-------|-------|-----|------|-------|-------|---------|----------------|----|
|                    |       |       | Male   | Female | Jan.  | Feb. | Mar.  | Apr. | May | June | July | Aug. | Sept. | Oct. | Nov. | Dec.  | 0-1   | 1-4 | 5-14 |       | 15-19 | 20-over | Age not stated |    |
| DIPHTHERIA         |       |       |        |        |       |      |       |      |     |      |      |      |       |      |      |       |       |     |      |       |       |         |                |    |
| Edmonton           | 2     | 2     | 2      | 1      |       |      |       |      |     |      |      |      |       |      |      |       |       | 1   | 1    |       |       |         | 4              |    |
| Urban              | 1     | 1     | 1      |        |       |      |       |      |     |      |      |      |       |      |      |       |       |     | 1    | 2     |       |         |                | 2  |
| Rural              | 2     | 2     | 2      | 1      |       |      |       |      |     |      |      |      |       |      |      |       |       |     | 1    | 1     |       |         |                | 4  |
| Total              | 5     | 5     | 5      | 2      |       |      |       |      |     |      |      |      |       |      |      |       |       |     | 2    | 3     |       |         |                | 10 |
| DIPHTHERIA CARRIER |       |       |        |        |       |      |       |      |     |      |      |      |       |      |      |       |       |     |      |       |       |         |                |    |
| Rural              |       |       |        |        |       |      |       |      |     |      |      |      |       |      |      |       |       |     |      |       |       |         |                | 1  |
| Total              |       |       |        |        |       |      |       |      |     |      |      |      |       |      |      |       |       |     |      |       |       |         |                | 1  |
| MEASLES            |       |       |        |        |       |      |       |      |     |      |      |      |       |      |      |       |       |     |      |       |       |         |                |    |
| Edmonton           | 1,033 | 918   | 196    | 297    | 492   | 335  | 306   | 199  | 59  | 24   | 15   | 7    | 11    | 10   | 77   | 789   | 1,051 |     | 8    | 18    | 8     | 1,951   |                |    |
| Calgary            | 102   | 95    | 129    | 20     | 110   | 5    | 6     | 8    | 4   | 4    | 5    | 3    | 2     | 1    | 13   | 120   | 57    |     | 7    | 2     | 3     | 197     |                |    |
| Lethbridge         | 214   | 237   | 154    | 56     | 119   | 147  | 41    | 18   | 8   | 4    | 4    | 3    | 3     | 2    | 12   | 155   | 278   |     | 1    | 2     | 3     | 451     |                |    |
| Urban              | 742   | 809   | 179    | 171    | 186   | 188  | 308   | 349  | 86  | 46   | 12   | 9    | 15    | 2    | 101  | 472   | 815   |     | 40   | 19    | 104   | 1,551   |                |    |
| Rural              | 1,543 | 1,443 | 282    | 386    | 531   | 260  | 378   | 408  | 216 | 89   | 63   | 89   | 212   | 72   | 91   | 839   | 1,923 |     | 73   | 42    | 18    | 2,986   |                |    |
| Total              | 3,634 | 3,502 | 840    | 930    | 1,338 | 935  | 1,039 | 982  | 373 | 167  | 96   | 111  | 240   | 85   | 294  | 2,375 | 4,124 |     | 122  | 88    | 133   | 7,136   |                |    |
| POLIOMYELITIS      |       |       |        |        |       |      |       |      |     |      |      |      |       |      |      |       |       |     |      |       |       |         |                |    |
| Edmonton           | 33    | 28    |        |        | 1     | 2    | 1     | 2    | 11  | 23   | 12   | 4    | 4     | 1    | 3    | 11    | 17    |     | 5    | 25    | 61    |         |                |    |
| Calgary            | 14    | 10    |        |        | 1     |      | 1     |      |     | 5    | 5    | 7    | 5     |      | 1    | 3     | 9     |     | 12   | 12    | 24    |         |                |    |
| Lethbridge         | 9     | 8     |        |        |       |      |       |      |     | 13   | 1    | 1    | 1     |      | 1    | 8     | 7     |     | 7    | 5     | 17    |         |                |    |
| Urban              | 13    | 11    | 2      | 1      |       | 1    |       | 1    | 1   | 10   | 1    | 5    | 1     |      | 7    | 12    | 11    |     | 12   | 7     | 24    |         |                |    |
| Rural              | 73    | 45    | 7      | 1      | 1     | 1    | 1     | 17   | 6   | 33   | 29   | 13   | 11    |      | 2    | 22    | 39    |     | 17   | 39    | 118   |         |                |    |
| Total              | 142   | 102   | 9      | 3      | 2     | 4    | 2     | 9    | 29  | 84   | 48   | 31   | 22    | 1    | 6    | 51    | 84    |     | 22   | 81    | 244   |         |                |    |

RUBELLA

|            |     |     |    |    |    |    |    |     |    |    |    |    |    |    |    |     |     |    |    |   |     |
|------------|-----|-----|----|----|----|----|----|-----|----|----|----|----|----|----|----|-----|-----|----|----|---|-----|
| Edmonton   | 87  | 94  | 18 | 17 | 31 | 15 | 8  | 34  | 11 | 12 | 7  | 7  | 16 | 5  | 17 | 50  | 94  | 5  | 14 | 1 | 181 |
| Calgary    | 15  | 14  | 5  | 1  | 2  | 2  | 5  | 3   | 7  | 1  | 3  | 1  | 1  | 1  | 2  | 7   | 15  | 4  | 1  | — | 29  |
| Lethbridge | 4   | 4   | 1  | 2  | 2  | 2  | —  | —   | —  | —  | —  | —  | —  | —  | 6  | 6   | 34  | 4  | 7  | 4 | 130 |
| Urban      | 64  | 66  | 7  | 6  | 11 | 10 | 8  | 24  | 16 | 8  | 4  | 7  | 12 | 12 | 32 | 47  | 34  | 6  | 7  | 4 | 226 |
| Rural      | 99  | 127 | 16 | 48 | 21 | 7  | 15 | 57  | 9  | 6  | 11 | 2  | 13 | 21 | 24 | 50  | 140 | 8  | 4  | — | 574 |
| Total      | 269 | 305 | 47 | 74 | 67 | 34 | 36 | 118 | 43 | 28 | 25 | 17 | 46 | 39 | 75 | 160 | 285 | 23 | 26 | 5 |     |

SCARLET FEVER AND SEPTIC SORE THROAT

|            |     |     |    |     |     |    |    |    |    |    |    |    |    |    |   |     |     |    |    |    |     |
|------------|-----|-----|----|-----|-----|----|----|----|----|----|----|----|----|----|---|-----|-----|----|----|----|-----|
| Edmonton   | 56  | 75  | 17 | 17  | 18  | 12 | 10 | 10 | 6  | 4  | 5  | 10 | 16 | 6  | 1 | 44  | 81  | 2  | 3  | —  | 131 |
| Calgary    | 46  | 49  | 15 | 13  | 19  | 5  | 3  | 5  | 3  | 3  | 1  | 2  | 9  | 1  | — | 56  | 43  | 2  | 6  | —  | 93  |
| Lethbridge | 6   | 4   | 1  | 1   | 2   | 2  | 19 | 7  | 7  | 7  | 4  | 2  | 7  | 9  | 1 | 22  | 63  | 3  | 8  | 11 | 108 |
| Urban      | 206 | 194 | 49 | 78  | 113 | 34 | 6  | 7  | 4  | 3  | 2  | 20 | 55 | 29 | 7 | 71  | 239 | 19 | 56 | 8  | 400 |
| Rural      | 373 | 368 | 89 | 126 | 172 | 58 | 39 | 29 | 20 | 17 | 13 | 41 | 87 | 50 | 9 | 182 | 431 | 26 | 73 | 20 | 741 |

PULMONARY TUBERCULOSIS

|              |     |     |    |     |    |    |     |     |    |    |    |    |    |    |    |    |    |    |     |    |       |
|--------------|-----|-----|----|-----|----|----|-----|-----|----|----|----|----|----|----|----|----|----|----|-----|----|-------|
| Edmonton     | 71  | 62  | 13 | 10  | 9  | 9  | 15  | 14  | 11 | 8  | 13 | 11 | 14 | 6  | 1  | 3  | 4  | 6  | 116 | 3  | 133   |
| Calgary      | 71  | 70  | 3  | 15  | 13 | 18 | 2   | 16  | 7  | 7  | 9  | 11 | 16 | 7  | —  | 1  | 1  | 7  | 119 | 14 | 141   |
| Lethbridge   | 8   | 11  | 3  | 1   | 1  | —  | 3   | 6   | 3  | 1  | 3  | 3  | 2  | 2  | 1  | 2  | —  | 1  | 17  | 19 | 19    |
| Medicine Hat | 11  | 10  | —  | 2   | 15 | 23 | 33  | 26  | 20 | 18 | 3  | 14 | 24 | 26 | 1  | 2  | —  | 15 | 18  | 20 | 221   |
| Urban        | 155 | 178 | 30 | 32  | 41 | 41 | 58  | 58  | 53 | 38 | 27 | 33 | 44 | 24 | 3  | 16 | 16 | 15 | 222 | 20 | 283   |
| Rural        | 257 | 252 | 70 | 103 | 83 | 97 | 100 | 121 | 67 | 59 | 94 | 70 | 99 | 60 | 11 | 28 | 54 | 56 | 261 | 18 | 400   |
| Total        | 567 | 455 | 70 | 103 | 83 | 97 | 100 | 121 | 67 | 59 | 94 | 70 | 99 | 60 | 11 | 28 | 75 | 56 | 798 | 55 | 1,023 |

NON-PULMONARY TUBERCULOSIS

|              |    |    |   |   |   |   |    |    |    |   |   |   |   |   |   |    |    |   |    |   |    |
|--------------|----|----|---|---|---|---|----|----|----|---|---|---|---|---|---|----|----|---|----|---|----|
| Edmonton     | 12 | 10 | 2 | 1 | 1 | 3 | 3  | 1  | 3  | 1 | 3 | 1 | 2 | 1 | — | 4  | 2  | 1 | 14 | 1 | 22 |
| Calgary      | 11 | 4  | 1 | 1 | — | 1 | 1  | 2  | —  | 1 | 1 | 1 | 4 | — | — | 1  | 1  | — | 13 | 1 | 15 |
| Lethbridge   | —  | 1  | — | — | — | — | —  | —  | —  | — | — | — | — | — | — | —  | —  | — | —  | — | 1  |
| Medicine Hat | 1  | 1  | — | — | — | — | —  | —  | —  | — | — | — | — | — | — | —  | —  | — | —  | — | 2  |
| Urban        | 13 | 5  | 2 | 3 | 3 | 1 | 3  | 2  | 2  | 1 | — | — | — | 1 | 1 | —  | 3  | 2 | 12 | — | 18 |
| Rural        | 19 | 13 | 1 | 2 | 1 | 4 | 4  | 7  | 18 | 3 | 4 | 1 | 2 | 3 | 1 | 6  | 14 | 3 | 57 | — | 32 |
| Total        | 56 | 34 | 7 | 7 | 5 | 6 | 11 | 12 | 16 | 6 | 4 | 1 | 8 | 5 | 2 | 10 | 14 | 3 | 59 | 2 | 90 |

TABLE 3: COMMUNICABLE DISEASES REPORTED IN 1955 BY SEX, AGE AND MONTH OF REPORTING (Continued)

|                       | SEX  |        | MONTHS        |      |      |      |     |      |      |      |       |      |      |      | AGES |     |      |       |         | TOTAL |                |  |  |  |   |     |
|-----------------------|------|--------|---------------|------|------|------|-----|------|------|------|-------|------|------|------|------|-----|------|-------|---------|-------|----------------|--|--|--|---|-----|
|                       | Male | Female | TYPHOID FEVER |      |      |      |     |      |      |      |       |      |      |      | 0-1  | 1-4 | 5-14 | 15-19 | 20-over |       | Age not stated |  |  |  |   |     |
|                       |      |        | Jan.          | Feb. | Mar. | Apr. | May | June | July | Aug. | Sept. | Oct. | Nov. | Dec. |      |     |      |       |         |       |                |  |  |  |   |     |
| TYPHOID FEVER         |      |        |               |      |      |      |     |      |      |      |       |      |      |      |      |     |      |       |         |       |                |  |  |  |   |     |
| Edmonton              | 1    |        |               |      |      |      |     |      |      |      |       |      |      |      |      |     |      |       |         |       |                |  |  |  | 1 |     |
| Calgary               |      |        |               |      |      |      |     |      |      |      |       |      |      |      |      |     |      |       |         |       |                |  |  |  |   |     |
| Lethbridge            |      |        |               |      |      |      |     |      |      |      |       |      |      |      |      |     |      |       |         |       |                |  |  |  |   |     |
| Urban                 | 3    | 4      |               |      |      |      |     |      |      |      |       |      |      |      |      |     |      |       |         |       |                |  |  |  |   | 3   |
| Rural                 | 4    | 4      |               |      | 2    |      |     | 3    | 3    |      |       |      |      |      |      |     |      |       |         |       |                |  |  |  |   | 8   |
| Total                 |      |        |               |      |      |      |     |      |      |      |       |      |      |      |      |     |      |       |         |       |                |  |  |  |   |     |
| PARATYPHOID FEVER     |      |        |               |      |      |      |     |      |      |      |       |      |      |      |      |     |      |       |         |       |                |  |  |  |   |     |
| Edmonton              |      |        |               |      |      |      |     |      |      |      |       |      |      |      |      |     |      |       |         |       |                |  |  |  |   |     |
| Calgary               | 2    | 1      |               |      |      | 1    |     |      |      |      |       |      |      |      |      |     |      |       |         |       |                |  |  |  |   | 3   |
| Lethbridge            |      |        |               |      |      |      |     |      |      |      |       |      |      |      |      |     |      |       |         |       |                |  |  |  |   |     |
| Urban                 | 1    | 1      |               |      |      |      |     |      |      |      |       |      |      |      |      |     |      |       |         |       |                |  |  |  |   | 2   |
| Rural                 | 4    | 3      |               |      | 1    | 2    | 2   |      |      |      |       |      |      |      |      |     |      |       |         |       |                |  |  |  |   | 7   |
| Total                 |      |        |               |      |      |      |     |      |      |      |       |      |      |      |      |     |      |       |         |       |                |  |  |  |   |     |
| TYPHOID FEVER CARRIER |      |        |               |      |      |      |     |      |      |      |       |      |      |      |      |     |      |       |         |       |                |  |  |  |   |     |
| Urban                 |      | 1      |               |      |      |      |     |      |      |      |       |      |      |      |      |     |      |       |         |       |                |  |  |  |   | 1   |
| WHOOPING COUGH        |      |        |               |      |      |      |     |      |      |      |       |      |      |      |      |     |      |       |         |       |                |  |  |  |   |     |
| Edmonton              | 128  | 172    | 15            | 15   | 26   | 34   | 41  | 40   | 32   | 39   | 28    | 11   | 9    | 10   | 10   | 53  | 117  | 121   | 51      | 4     |                |  |  |  |   | 300 |
| Calgary               | 45   | 52     | 8             | 4    | 6    | 4    | 4   | 16   | 5    | 10   | 13    | 11   | 14   | 4    | 4    | 10  | 30   | 53    | 2       | 2     |                |  |  |  |   | 97  |
| Lethbridge            | 3    | 7      |               |      | 2    | 1    | 1   | 6    | 2    | 1    | 2     | 5    | 12   | 2    | 1    | 6   | 4    | 4     | 1       |       |                |  |  |  |   | 10  |
| Urban                 | 63   | 88     | 6             | 6    | 19   | 17   | 36  | 29   | 14   | 20   | 16    | 12   | 19   | 2    | 2    | 31  | 63   | 84    | 1       | 1     |                |  |  |  |   | 181 |
| Rural                 | 103  | 100    | 36            | 36   | 50   | 59   | 57  | 57   | 6    | 19   | 34    | 21   | 9    | 8    | 18   | 74  | 101  | 101   | 3       | 3     |                |  |  |  |   | 203 |
| Total                 | 372  | 419    | 66            | 66   | 106  | 103  | 106 | 103  | 57   | 89   | 93    | 48   | 44   | 24   | 113  | 288 | 363  | 363   | 12      | 10    | 5              |  |  |  |   | 791 |



## DEPARTMENT OF PUBLIC HEALTH

TABLE 4

INCIDENCE OF SOME OF THE MORE SERIOUS COMMUNICABLE  
DISEASES FOR THE TEN YEAR PERIOD, 1946-1955

| Date   | Population | Total Cases | Total Deaths | Mortality Rate per 100,000 of population |
|--|------------|-------------|--------------|--|
| DIPHTHERIA   |            |             |              |  |
| 1946   | 803,330    | 48          | 7            | 0.9                                      |
| 1947   | 822,000    | 86          | 7            | 0.9                                      |
| 1948   | 846,000    | 52          | 6            | 0.7                                      |
| 1949   | 871,000    | 59          | 12           | 1.4                                      |
| 1950   | 895,000    | 13          | 1            | 0.1                                      |
| 1951   | 939,501    | 2           | 1            | 0.1                                      |
| 1952   | 970,000    | 11          | 1            | 0.1                                      |
| 1953   | 1,002,000  | 28          | 3            | 0.3                                      |
| 1954   | 1,039,000  | 35          | 2            | 0.2                                      |
| 1955   | 1,066,000  | 10          | 1            | 0.1                                      |
| TYPHOID FEVER  |            |             |              |  |
| 1946   | 803,330    | 9           | 0            | 0.0                                      |
| 1947   | 822,000    | 17          | 1            | 0.1                                      |
| 1948   | 846,000    | 13          | 0            | 0.0                                      |
| 1949   | 871,000    | 13          | 1            | 0.1                                      |
| 1950   | 895,000    | 13          | 1            | 0.1                                      |
| 1951   | 939,501    | 37          | 0            | 0.0                                      |
| 1952   | 970,000    | 16          | 2            | 0.2                                      |
| 1953   | 1,002,000  | 9           | 1            | 0.1                                      |
| 1954   | 1,039,000  | 5           | 1            | 0.1                                      |
| 1955   | 1,066,000  | 8           | 2            | 0.2                                      |
| POLIOMYELITIS  |            |             |              |  |
| 1946   | 803,330    | 78          | 8            | 1.0                                      |
| 1947   | 822,000    | 84          | 7            | 0.9                                      |
| 1948   | 846,000    | 380         | 28           | 3.3                                      |
| 1949   | 871,000    | 127         | 9            | 1.0                                      |
| 1950   | 895,000    | 143         | 7            | 0.7                                      |
| 1951   | 939,501    | 84          | 2            | 0.2                                      |
| 1952   | 970,000    | 774         | 81           | 8.3                                      |
| 1953   | 1,002,000  | 1,399       | 109          | 10.9                                     |
| 1954   | 1,039,000  | 550         | 31           | 3.0                                      |
| 1955   | 1,066,000  | 244         | 8            | 0.7                                      |
| WHOOPIING COUGH  |            |             |              |  |
| 1946   | 803,330    | 308         | 19           | 2.3                                      |
| 1947   | 822,000    | 972         | 9            | 1.1                                      |
| 1948   | 846,000    | 1,178       | 11           | 1.3                                      |
| 1949   | 871,000    | 98          | 5            | 0.6                                      |
| 1950   | 895,000    | 120         | 3            | 0.3                                      |
| 1951   | 939,501    | 827         | 7            | 0.7                                      |
| 1952   | 970,000    | 1,105       | 8            | 0.8                                      |
| 1953   | 1,002,000  | 1,085       | 12           | 1.2                                      |
| 1954   | 1,039,000  | 842         | 7            | 0.7                                      |
| 1955   | 1,066,000  | 791         | 1            | 0.1                                      |
| SCARLET FEVER  |            |             |              |  |
| 1946   | 803,330    | 482         | 1            | 0.1                                      |
| 1947   | 822,000    | 225         | 0            | 0.0                                      |
| 1948   | 846,000    | 248         | 0            | 0.0                                      |
| 1949   | 871,000    | 865         | 0            | 0.0                                      |
| 1950   | 895,000    | 2,309       | 0            | 0.0                                      |
| 1951   | 939,501    | 2,304       | 6            | 0.6                                      |
| 1952   | 970,000    | 3,829*      | 2            | 0.2                                      |
| 1953   | 1,002,000  | 2,173*      | 3            | 0.3                                      |
| 1954   | 1,039,000  | 1,363*      | 0            | 0.0                                      |
| 1955   | 1,066,000  | 741*        | 1            | 0.1                                      |
| *Represents combined total of Scarlet Fever and Septic Sore Throat |            |             |              |  |
| SMALLPOX   |            |             |              |  |
| 1946   | 803,330    | 0           | 0            | 0.0                                      |
| 1947   | 822,000    | 0           | 0            | 0.0                                      |
| 1948   | 846,000    | 0           | 0            | 0.0                                      |
| 1949   | 871,000    | 0           | 0            | 0.0                                      |
| 1950   | 895,000    | 0           | 0            | 0.0                                      |
| 1951   | 939,501    | 0           | 0            | 0.0                                      |
| 1952   | 970,000    | 0           | 0            | 0.0                                      |
| 1953   | 1,002,000  | 0           | 0            | 0.0                                      |
| 1954   | 1,039,000  | 0           | 0            | 0.0                                      |
| 1955   | 1,066,000  | 0           | 0            | 0.0                                      |



## DIVISION OF ENTOMOLOGY

J. H. BROWN, B.Sc., M.Sc., F.A.P.H.A., *Director*

The Division of Entomology deals with insect-borne diseases, with particular attention being paid to Rocky Mountain Spotted Fever and Colorado Tick Fever (serious human diseases carried by ticks); Bubonic Plague (a human disease carried by rats, gophers and fleas); Tularaemia (commonly called Deer-Fly Fever), and Encephalomyelitis (a disease transmitted by mosquitoes).

Other insect problems, such as fly and mosquito control, insecticides, insect infestations in foodstuffs and insect pests of institutions, fall within the work of the Division. Furthermore, a considerable amount of time is devoted to determining the distribution of insects, ticks, and mites that are involved in the transmission of human diseases.

### TICK SURVEY

Rocky Mountain Spotted Fever Ticks are well established in Alberta. Their known and supposed range embraces all of that part of Alberta south of a line from Empress west to Calgary, and thence north and west in the foothills and mountains north to Fort St. John, B.C.

A great amount of economic activity, — including hydro-power development, oil surveying and drilling, and pulp and paper development is now being undertaken in the foothills and mountain areas. As a large number of persons are employed in these activities, it is essential that a knowledge of the Insect-borne Diseases present in the areas be obtained so that the necessary Public Health steps for the protection of human health can be undertaken.

1. *Rocky Mountain Spotted Fever*: This is a seasonal disease occurring from April to September, but being most common during June and July. It is transmitted to man through the bite of an infected tick. The fatality rate in Alberta was approximately 80%, but has been reduced by the use of newer antibiotics. The incidence of the disease has been reduced through vaccination. In Alberta it is transmitted by the Spotted Fever Tick and the Rabbit Tick.

(a) *Cases*: There were no cases of Rocky Mountain Spotted Fever reported in 1955.

(b) *Vaccinations*: The use of Rocky Mountain Spotted Fever vaccine as a protection against Spotted Fever is well-established in Alberta. It is given in three 1-cc doses one week apart and confers protection for one year.

During 1955 a total of 1,240 doses were given. Of these 353 were given at Manyberries, 66 at Redcliff, 89 at Medicine Hat, 24 at Elkwater and Thelma, and 708 at Ralston.

A large number of drilling and seismographic crews secured vaccine during 1955 for the protection of their personnel working in the foothills and mountain areas.

2. *Collections*: During 1955 a total of 1,947 ticks were collected. Of these 71 were taken from small wild animals and 1,876 were collected from grass by means of a cloth flag.

3. *Infected Ticks*: There was evidence of *low grade* mildly infective or immunizing strains obtained in the following collections of ticks:—

*Dermacentor Andersoni*

| Disease  | Collections | Ticks | Place           |
|----------|-------------|-------|-----------------|
| R.M.S.F. | Fl- 4-55    | 89    | Milk River      |
| " "      | Fl- 6-55    | 6     | Manyberries     |
| " "      | Fl- 7-55    | 100   | Manyberries     |
| " "      | Fl-10-55    | 100   | Manyberries     |
| " "      | Fl-12-55    | 64    | Medicine Hat    |
| " "      | Fl-14-55    | 53    | Medicine Hat    |
| " "      | Fl-16-55    | 46    | Seebe           |
| " "      | Fl-20-55    | 37    | West of Calgary |
| " "      | Fl-22-55    | 100   | " " "           |
| " "      | Fl-23-55    | 100   | " " "           |
| " "      | Fl-24-55    | 100   | " " "           |
| " "      | Fl-27-55    | 100   | " " "           |
| " "      | Fl-29-55    | 100   | " " "           |
| " "      | Fl-30-55    | 100   | " " "           |
| " "      | Fl-31-55    | 105   | Brooks          |
| " "      | Fl-32-55    | 28    | Brooks          |

Total 1,228 Ticks

4. *Colorado Tick Fever*: The third record of Colorado Tick Fever in Canada was made in 1954 when one lot totaling 30 ticks collected at Brooks was found to be infected.

At present there is no treatment other than supportive treatment in hospital.

There were no tick collections positive for Colorado Tick Fever in 1955.

The finding of Colorado Tick Fever infection in ticks in the Brooks area is indicative of the situation that is developing in regard to tick-borne infections.

## PLAGUE SURVEY

1. *Bubonic Plague*: Sylvatic or Bubonic Plague is a serious human disease. It is carried by rats, gophers and mice; and the fleas that infest such rodents. It is transmitted to man through handling plague infected animals and by the bite of infected fleas. Although no human cases have occurred in Alberta in recent years the presence of the disease in gophers and fleas constitutes a continuing health hazard.

2. *Distribution*: Two very large areas of plague infection, one centering on Hanna and the other on Brooks, exist in Alberta. In both of these areas plague-infected gophers and plague-infected gopher fleas are present in large numbers. The plague situation in the Brooks district is bad as the disease is spreading amongst the gophers and beginning to invade thickly settled areas.

3. *Animals Involved*: Most of the plague infection has been found in the prairie gopher as it is the most plentiful of the susceptible animals. However, there are indications that the "pallid vole" (a small field mouse) is also carrying the infection.

4. *Collections*: During the course of the Plague Survey in 1955, 56 collections were made consisting of 441 animals, of which 327 were shot and 114 trapped. A total of 889 fleas and 18 tissue specimens, mostly from the prairie gopher, were recovered and submitted to the laboratory for bacteriological examination. No positives have been reported as the laboratory work has not been completed.

5. *Fleas Involved*: It is now known that there are 14 species of fleas in Alberta that are capable of transmitting plague from infected animals to man. Fortunately most of these species are not very numerous, and in many cases their distribution is limited. However, their presence indicates that in the event of an outbreak of plague there are sufficient vectors present to build it up to epidemic proportions.

## FLY CONTROL

1. *Myiasis*: Myiasis is a condition wherein fly maggots invade animal tissue and set up serious complications.

*Cases*: There were no cases of myiasis reported in 1955.

2. *Lethbridge Fly Control Districts*: The fly control program was very successful, with the benefits being received by the towns, villages and dairy farmers participating far outweighing the actual cost. It is anticipated that the program will become an integral part of the basic sanitation program in that area, as many of the towns in the original project have now purchased their own equipment.

3. *Camrose Fly Control*: During the summer of 1953 the Town of Camrose became interested in a Fly Control Program. In order to achieve maximum results in the short time available it was recommended that the whole town be "fogged" by an insecticide. A commercial pest control firm was engaged and good results were obtained.

During 1954 the Town Council purchased a "Tifa" fogging machine, on the recommendation of this Division, and has had excellent results. They are expanding their program.

## MOSQUITO CONTROL

1. *Edmonton*: A partial control program was undertaken but due to the continuous wet weather its efficiency could not be evaluated.

2. *Medicine Hat*: The City Council and Local Medical Officer of Health are very interested in starting a control program within the City Limits, and this Division is prepared to advise them as to the best methods to follow.

3. *In Irrigated Districts*: The mosquito problem in irrigated districts is directly connected with the use of water. Any control measures proposed would have to be developed in conjunction with the management of the district.

4. *Number of Species Present*: To date 31 species of mosquitoes are known to be present; six of these are transmitters of

Equine encephalomyelitis. Considerable effort is being devoted to determining the distribution of *Culex tarsalis*, which is of considerable importance in the transmission of encephalomyelitis.

A number of species of mosquitoes have been shown to be capable of transmitting the virus. Six of these species are present in Alberta, with *Culex tarsalis* (which is a common mosquito), being the most important transmitting agent. The distribution of the mosquitoes involved is being determined.

### LEPTOSPIROSIS

1. *The Disease:* Leptospiral infection in man is a febrile disease characterized by involvement of the kidney and of the spleen.

2. *Infection in Nature:* There are numerous strains of leptospira, many of which are found in domestic and native wild animals. During 1955 a number of specimens from native rodents were collected for the Provincial Laboratory.

### SCHISTOSOMIASIS

1. *The Disease:* *Schistosoma dermatitis* is commonly called "swimmers itch". The cause of the itching is the penetrating of the skin by a small forked-tailed parasite (cecariae).

2. *Distribution:* This condition is quite common in many of our prairie resort lakes. Control measures recommended by this Division have proven effective in the majority of cases.

### LEECHES

During July of 1955 an infestation of Leeches—*Glossiphonia (helobdella) stagnalis*, became noticeable in Lake Linnet, Waterton Lakes National Park, and caused great concern through their habit of attaching to the legs and feet of the bathers. At the request of the Park Superintendent, an examination of the lake was made and it was found that this species of leech is an ectoparasite of fish and under normal conditions does not attach to man. A further examination showed that two years previously the fish native to the lake,—mostly mudsuckers had been destroyed and the lake stocked with trout. The destruction of the mudsuckers had removed the usual hosts for the leeches and in seeking new hosts they became attached to the feet and legs of the bathers.

An effective control was devised by:—

1. Building a wooden trough 6 feet long, 3 feet wide and 1 foot high which was fastened to the base of the Life Guard's stand. This trough was filled with a 10 percent solution of Dairy Salt and lake water, and instructions were left for all swimmers and bathers to wade through the trough immediately after coming out of the lake. The salt solution killed the leeches and they were then easily brushed off.

2. Approximately 3 pounds of calcium chloride per 1000 square feet of lake bottom was applied to the bathing area with excellent results. The calcium chloride was applied from a boat, and as the particles were quite large they sank to the bottom be-

fore dissolving,—thus placing the killing agent in close proximity to the leeches which are confined to the surface of the silt on the bottom of the lake. Two treatments a week gave excellent short-time control.

However, the answer to the whole problem is the construction of a proper swimming pool, and the reserving of Lake Linnet for boating and fishing.

## MYCOLOGY

1. The organisms involved are fungi (mould-like growths). These fungi attack man and many species of wild and domestic animals where they invade the lungs and set up serious complications. In fact there is some difficulty in distinguishing fungi lesions from T.B. lesions.

2. *Results:* During the past five years the collections made by the Field Crews have shown that certain kinds of the fungi are well-established in Alberta. During the course of the Mycology Survey in 1955, a total of 23 animals were received, of these 14 were shot and 9 were trapped at the Towns of Camrose, Stettler, Red Deer, and High River. These were collected for Dr. Carmichael's studies at the Provincial Laboratory.

## LABORATORY

1. *Insect Collection:* Good progress is being made in arranging the collection of insects and ticks injurious to human health.

2. *Insect Infestations in Foodstuffs:* The infestation of foodstuffs, particularly flour, rolled oats, dry cereals, raisins, currants, nuts, etc., with insects has become a serious problem and complaints are constantly received from purchasers of such infested materials. Representations were made through the Dominion Council of Health to the Department of National Health and Welfare to have the Food and Drug Inspectors become more active in this work, and it is understood that the Food and Drug Inspectors have now been authorized to do so. This is a very worthwhile move as the Dominion Inspectors can now deal with infested material originating outside Alberta.

3. *Vaporizers:* Vaporizers are mechanical devices for releasing the fumes of Lindane and other insecticides by means of electrical heating elements. There is a considerable element of risk associated with the improper use of these devices as most of the insecticides are toxic to man. This Division has always maintained that vaporizers should only be used in places where they are properly installed and serviced. Installation regulations under the Canadian Standards Association are used to control their use in food-handling establishments.

4. *Insecticides:* This Division has always maintained that there is no *SAFE* insecticide, but that all insecticides can be used *SAFELY*. However, during the past years an enormous number of chemical insecticides have appeared on the market, and efforts are now being made to have regulations established. The majority of the chemical insecticides are toxic to man and some of them—particularly those that belong in the "nerve gas" group,

are extremely dangerous. To give some protection in the event of poisoning, a publication on "Antidotes for Pesticides" has been prepared for distribution to Physicians, District Nurses and Hospitals.

#### GENERAL

The usual procedure of keeping the Provincial, City, Health Unit and Liquor Board Inspectors informed on the latest methods for control of pest insects was continued with gratifying results.

The usual Lectures to Medical Students, Public Health Nurses, Nurses in Training and Undergraduates were given, and in some cases, expanded.

The Director of the Division was permitted to attend the 10th "INTERNATIONAL NORTHWEST CONFERENCE ON DISEASE IN NATURE COMMUNICABLE TO MAN" at the University of Idaho, Moscow, Idaho, on August 29th, 30th, and 31st, 1955.

#### EDUCATIONAL WORK

The usual educational work in regard to the control of insect-borne diseases was carried out by means of radio, motion pictures, newspapers and lectures.

During 1955, one paper was published.

COLORADO TICK FEVER IN ALBERTA—by John H. Brown, M.Sc., Canadian Journal of Zoology, 33: 389-390, 1955.

## Division of Cancer Services

V. W. WRIGHT, M.D., *Director*

The three Clinics in the province have experienced a very busy year as the table below will reveal:

I. Number of examinations made (Malignant and Benign) January 1 - December 31, 1955 is 14,306

|                  | New   |       | Review |       | TOTAL  |        |
|------------------|-------|-------|--------|-------|--------|--------|
|                  | 1955  | 1954  | 1955   | 1954  | 1955   | 1954   |
| Edmonton .....   | 2,757 | 2,616 | 6,678  | 5,702 | 9,435  | 8,318  |
| Calgary .....    | 1,479 | 1,518 | 2,353  | 2,152 | 3,832  | 3,670  |
| Lethbridge ..... | 475   | 507   | 564    | 531   | 1,039  | 1,038  |
|                  | 4,711 | 4,641 | 9,595  | 8,385 | 14,306 | 13,026 |

It will be noted that the total number of examinations made in the Edmonton, Calgary and Lethbridge Clinics is 14,306 as compared with 13,026 in 1954; 10,827 in 1953; 9,291 in 1952 and 9,034 in 1951.

II. Number of examinations made where malignancy was proven: 8,904 as compared with 7,658 in 1954 as shown in the following table:

|            | Edmonton | Calgary | Lethbridge | TOTAL |
|------------|----------|---------|------------|-------|
| 1955 ..... | 6,724    | 1,558   | 622        | 8,904 |
| 1954 ..... | 6,549    | 1,473   | 636        | 7,658 |

III. New 1955 Malignant examinations: .....

|  |       |     |     |       |
|--|-------|-----|-----|-------|
|  | 1,088 | 638 | 165 | 1,891 |
| New 1954 Malignant examinations: ..... | 1,072 | 646 | 182 | 1,900 |

There were 53 cases in the Edmonton Clinic which were not malignant on previous examinations where malignancy was proven this year.

There were 71 cases in the Edmonton Clinic which were malignant in previous years and reported to the Clinic for the first time this year.

IV. Number of examinations made on patients which proved Benign: 5,402 as compared with 5,368 examinations made in 1954.

|            |       |       |     |       |
|------------|-------|-------|-----|-------|
| 1955 ..... | 2,711 | 2,274 | 417 | 5,402 |
| 1954 ..... | 2,769 | 2,197 | 402 | 5,368 |

The X-ray Department of the Edmonton Clinic has had a particularly busy year as shown in the following table:

|                                   |  |        |        |
|-----------------------------------|--|--------|--------|
| Diagnostic Radiology:             |  | 1955   | 1954   |
| Number of Patients .....          |  | 3,313  | 2,965  |
| Number of Examinations .....      |  | 4,173  | 3,500  |
| Number of X-ray films taken ..... |  | 13,696 | 17,999 |
| Therapeutic Radiology:            |  |        |        |
| New Patients .....                |  | 600    | 570    |
| Treatments given by:              |  |        |        |
| Cobalt 60 .....                   |  | 4,946  | 1,971  |
| X-ray .....                       |  | 5,263  | 7,031  |
| Cobalt 60 and X-ray .....         |  | 471    | 106    |
| Total Number of Treatments .....  |  | 10,680 | 9,108  |
| Radium Insertions .....           |  | 142    | 60     |

Following are set out the number of procedures authorized by the Clinics and paid for during the Calendar year 1955. (A number of procedures were authorized but not done for various reasons and a number were done but reports were not received during the calendar year 1955.)

## DEPARTMENT OF PUBLIC HEALTH

## NUMBER OF CASES SUPPLIED WITH THE FOLLOWING SERVICES

|                  | Hospital Services             |              | Radiation Therapy      |              | Diagnostic X-ray     |              |
|------------------|-------------------------------|--------------|------------------------|--------------|----------------------|--------------|
|                  | 1955                          | 1954         | 1955                   | 1954         | 1955                 | 1954         |
| Edmonton .....   | 841                           | 935          | 600                    | 626          | 4,224                | 3,548        |
| Calgary .....    | 575                           | 504          | 310                    | 257          | 555                  | 412          |
| Lethbridge ..... | 293                           | 202          | 81                     | 92           | 299                  | 301          |
|                  | <u>1,709</u>                  | <u>1,641</u> | <u>991</u>             | <u>975</u>   | <u>5,078</u>         | <u>4,261</u> |
|                  | Major Surgery                 |              | Exploratory Laparotomy |              | Breast Biopsies      |              |
|                  | 1955                          | 1954         | 1955                   | 1954         | 1955                 | 1954         |
| Edmonton .....   | 501                           | 594          | 113                    | 127          | 206                  | 178          |
| Calgary .....    | 306                           | 321          | 45                     | 34           | 152                  | 126          |
| Lethbridge ..... | 61                            | 85           | 19                     | 25           | 94                   | 66           |
|                  | <u>868</u>                    | <u>1,000</u> | <u>177</u>             | <u>186</u>   | <u>452</u>           | <u>370</u>   |
|                  | Other Biopsies                |              | Diagnostic Curettages  |              | Encephalograms, etc. |              |
|                  | 1955                          | 1954         | 1955                   | 1954         | 1955                 | 1954         |
| Edmonton .....   | 359                           | 503          | 193                    | 219          | 10                   | 24           |
| Calgary .....    | 266                           | 278          | 37                     | 28           | 0                    | 2            |
| Lethbridge ..... | 101                           | 98           | 60                     | 42           | 0                    | 0            |
|                  | <u>726</u>                    | <u>879</u>   | <u>290</u>             | <u>289</u>   | <u>10</u>            | <u>26</u>    |
|                  | Bronchoscopy & Oesophagoscopy |              | Sigmoidoscopy          |              | Cystoscopy           |              |
|                  | 1955                          | 1954         | 1955                   | 1954         | 1955                 | 1954         |
| Edmonton .....   | 90                            | 101          | 186                    | 149          | 166                  | 154          |
| Calgary .....    | 21                            | 39           | 7                      | 4            | 35                   | 39           |
| Lethbridge ..... | 3                             | 1            | 5                      | 14           | 22                   | 19           |
|                  | <u>114</u>                    | <u>141</u>   | <u>198</u>             | <u>167</u>   | <u>223</u>           | <u>212</u>   |
|                  | Diagnostic Consultations      |              | Laboratory Tests       |              |                      |              |
|                  | 1955                          | 1954         | 1955                   | 1954         |                      |              |
| Edmonton .....   | 133                           | 107          | 6,030                  | 4,130        |                      |              |
| Calgary .....    | 22                            | 12           | *                      | -            |                      |              |
| Lethbridge ..... | 2                             | 5            | 12                     | 5            |                      |              |
|                  | <u>157</u>                    | <u>124</u>   | <u>6,042</u>           | <u>4,135</u> |                      |              |

\* Included in Nursing Services.

A total of 6,007 Blood Counts and 124 Biopsies were done in the Edmonton Cancer Clinic Laboratory.

Since the opening of the Clinics in 1941 the total number of examinations made is 99,269.



DEPARTMENT OF PUBLIC HEALTH  
REVENUE AND EXPENDITURE FOR FISCAL YEAR ENDED MARCH 31, 1956

|        |   | Salaries     | Expenses      | Revenue    |
|--------|---|--------------|---------------|------------|
| 601.   | Administration - General .....          | \$ 11,353.92 | \$ 809.04     | \$ .....   |
| 602.   | Administration - General .....          | 61,578.85    | 3,554.17      | 3,245.38   |
| 618.   | Administration - Postage .....          |              | 6,099.97      | .....      |
| 603.   | Hospital and Medical Services           |              |               |            |
|        | Administration - .....                  | 60,511.92    | 16,616.96     | .....      |
|        | Grants and Services - .....             |              | 12,263,313.45 | 55.00      |
| 646.   | Hospital Construction Grants .....      |              | 1,560,890.55  | 870,111.97 |
| 605-1. | Communicable Diseases .....             | 8,345.37     | 69,776.79     | .....      |
| 605-2. | Sanitary Engineering .....              | 24,879.07    | 11,425.74     | 3,654.50   |
| 606.   | Municipal Nursing .....                 | 7,561.74     | 139,199.39    | 63,562.10  |
| 607.   | Bureau of Vital Statistics .....        | 59,660.14    | 14,756.18     | 112,159.76 |
| 609.   | Insulin .....                           |              | 12,535.94     | .....      |
| 610.   | Social Hygiene .....                    | 52,563.50    | 14,081.25     | 30,100.72  |
| 626.   | Public Health Laboratories .....        |              | 277,892.33    | 42,884.86  |
| 631.   | Polio Myelitis .....                    |              | 824,520.94    | .....      |
| 633.   | Cancer Services .....                   | 147,151.27   | 403,832.83    | 199,654.47 |
| 638.   | Civil Service Nurse .....               | 4,987.50     | 1,090.16      | .....      |
| 639.   | Public Health Education .....           | 11,619.37    | 5,685.16      | .....      |
| 640.   | Entomology .....                        | 9,608.96     | 5,196.71      | .....      |
| 641.   | Health Units .....                      | 7,552.85     | 449,558.57    | 69,908.20  |
| 643.   | Nursing Aides Act .....                 | 5,181.35     | 879.54        | 1,822.00   |
| 645.   | Health Services-Extension Program ..... | 51,285.51    | 965,835.58    | 643,954.62 |
| 648.   | Grants for Public Health Services ..... |              | 63,759.03     | .....      |
| 649.   | Alcoholism Foundation of Alberta .....  |              | 100,000.00    | .....      |
| 651.   | Cerebral Palsy Clinics .....            | 35,512.24    | 8,370.59      | 9,000.00   |
| 652.   | Arthritis Services .....                | 10,702.30    | 10,859.14     | .....      |

Division of Mental Health

|        |   |              |            |            |
|--------|---|--------------|------------|------------|
| 622.   | Director's Office and Guidance Clinics .....              | 72,185.06    | 16,194.46  | 44,410.39  |
| 612-1. |   |              |            |            |
| 613-2. | Provincial Mental Institute, Edmonton .....               | 1,230,439.03 | 412,929.29 | 532,313.87 |
| 612-2. | Provincial Training School, Red Deer .....                | 684,444.26   | 237,108.76 | 205,096.35 |
| 613-1. |   |              |            |            |
| 612-3. | Provincial Mental Hospital, Ponoka .....                  | 1,214,476.75 | 482,078.36 | 405,350.00 |
| 612-4. | Provincial Auxiliary Mental Hospital,<br>Claresholm ..... | 51,749.63    | 25,897.24  | 20,512.02  |
| 612-5. | Provincial Auxiliary Mental Hospital,<br>Raymond .....    | 69,645.52    | 24,269.52  | 29,451.98  |
| 650.   | Rosehaven, Camrose .....                                  | 307,861.45   | 106,360.40 | 244,363.78 |

Division of Tuberculosis Control

|  |  |                 |                  |                 |
|--|--|-----------------|------------------|-----------------|
| 604-1.   | Director's Office and Clinics .....          | 28,890.46       | 55,299.38        | .....           |
| 604-2.   | Baker Memorial Sanatorium, Calgary .....     | 600,533.87      | 229,748.34       | 220,349.63      |
| 604-3.   | Aberhart Memorial Sanatorium, Edmonton ..... | 590,304.48      | 179,136.75       | 182,053.46      |
|  |  | \$ 5,420,586.37 | \$ 18,999,562.51 | \$ 3,934,015.06 |
| Total Expenditure - Public Health Department ..... |  |                 |                  | \$24,420,148.88 |
| Less: Public Health Revenue .....                  |  |                 |                  | 3,934,015.06    |
| Net Expenditure - Dept. of Public Health .....     |  |                 |                  | \$20,486,133.82 |

The Vital registrations during the year were as follows:

|                 |        |
|-----------------|--------|
| Births .....    | 34,357 |
| Marriages ..... | 9,844  |
| Deaths .....    | 7,956  |

The population for 1955 was officially estimated as 1,066,000 and, therefore, the following rates have been recorded:

| Year       | No. of Births | Birth Rate | No. of Marriages | Marriage Rate | No. of Deaths | Death Rate |
|------------|---------------|------------|------------------|---------------|---------------|------------|
| 1950 ..... | 25,625        | 28.7       | 9,294            | 10.4          | 6,856         | 7.7        |
| 1951 ..... | 27,003        | 28.7       | 9,305            | 9.9           | 7,167         | 7.6        |
| 1952 ..... | 29,105        | 30.0       | 9,514            | 9.8           | 7,345         | 7.6        |
| 1953 ..... | 31,376        | 31.3       | 10,126           | 10.1          | 7,646         | 7.6        |
| 1954 ..... | 33,593        | 32.3       | 9,960            | 9.6           | 7,520         | 7.2        |
| 1955 ..... | 34,357        | 32.2       | 9,844            | 9.2           | 7,956         | 7.5        |

On the whole these figures are good. The total number of births is up although the birth rate is down slightly. The natural increase (excess of births over deaths) was 26,401.

The number of polio cases and deaths was down so that this disease no longer stands among the first ten as it did in 1954. The

use of the polio vaccine was continued in the province. It is, however, too early to assess the results.

For the first time in years the number of tuberculosis deaths is up. This is true for all of Western Canada and the cause is not immediately apparent.

This year saw another health unit established. This is at Peace River serving the area from High Prairie to Peace River Town and along the north side of the Peace as far west as Hines Creek. This brings the population in health units to about 450,000.

I would like to record my thanks for the co-operation which I have received from the Directors of the Divisions of this Department, and for the excellent job done by the various employees.

Respectfully submitted,

A. SOMERVILLE, M.D., D.P.H.  
Deputy Minister of Health

## DIVISION OF SOCIAL HYGIENE

P. L. RENTIERS, M.D., *Director*

There were no outstanding changes initiated during the year 1955. The work of the Division has included the maintenance of clinics in Edmonton, Calgary, and Lethbridge, plus a mobile clinic which during the year 1955 was used exclusively in the north-eastern portion of the province.

There has been a levelling off in the number of cases of venereal disease reported with gonorrhoea showing a very slight rise concomitant with the rise in Alberta's urban population, 1,965 cases having been reported. Early syphilis shows no change from the previous year, a total of 77 cases was reported. For the first time in Alberta we have reported two cases of chancroid. This Department does not feel, however, that chancroid will ever become a problem here. The disease is rapidly controlled and presents little possibility of becoming a public health hazard.

The free distribution of drugs by the Provincial Health Department for infected patients has continued, the main drugs being issued in order of importance were: Penicillin, Terramycin, Aureomycin. Bismuth has fallen into disuse with improved treatment methods.

The educational program still remains a very important function of this Department and personnel in all the hospitals are being instructed in venereal disease control by staff members from the Division.

The following statistical report indicates the work of the Division during the year.

### ALLEGED SOURCES OF VENEREAL INFECTION OR CONTACTS

For the Period January 1st, 1955 to December 31st, 1955

| Location of Source of Infection or Contact   | Number of sources of Infection or Contacts Reported | Number of Sources of Infection or Contacts Located | Percentage of Sources of Infection or Contacts Located |
|--|---|--|--|
| Edmonton .....   | 970   | 856  | 88 %   |
| Calgary .....  | 354   | 317  | 90 %   |
| Lethbridge .....   | 21  | 17   | 80 %   |
| Remainder of Province .....  | 725   | 642  | 89 %   |
| ALBERTA TOTALS   | 2070  | 1832   | 89 %   |
| Sources of Infection of Contacts reported outside of the Province of Alberta ..... | 146   | 73   | 50 %   |
| TOTALS   | 2216  | 1905   | 86 %   |

| Unit Forwarding Information                | Number of Sources of Infection or Contacts Reported | Number of Sources of Infection or Contacts Located | Percentage of Sources of Infection or Contacts Located |
|--|---|--|--|
| Armed Forces .....                         | 137   | 107  | 75 %   |
| Private Doctors & Provincial Clinics ..... | 1941  | 1707   | 87 %   |
| Other Provinces .....                      | 138   | 95   | 69 %   |
| TOTALS                                     | 2216  | 1905   | 86 %   |

Sources of Infection in Alberta who could not be located by Authorities Concerned..... 205  
 Sources of Infection outside of Alberta who could not be located by Authorities concerned... 12  
 Number of Notification Cards (N.H.1.) with no information for contact finding..... 405

DEPARTMENT OF PUBLIC HEALTH

DETAILS OF INFORMATION ON THE FALICITATION PROCESS

| How Informant Met Source of Infection of Contact |     |      | Where Informant Met Source of Infection of Contact |     |      |
|--|-----|------|--|-----|------|
| Pick-ups   | 722 | 33 % | Boarding or Rooming House                          | 39  | 2 %  |
| Introduction                                     | 136 | 6 %  | Restaurant or Beer Parlor                          | 322 | 15 % |
| Friend   | 354 | 15 % | Dance Hall   | 121 | 5 %  |
| Marital Partner                                  | 277 | 13 % | Street or Outdoors                                 | 205 | 9 %  |
| Common-law Wife                                  | 77  | 3 %  | Friend or Private House                            | 231 | 10 % |
| House of Prostitution                            | 1   | .4%  | Hotel  | 187 | 8 %  |
| Appointment                                      | 9   | .4%  | Marital Partner                                    | 277 | 13 % |
| No Data Available                                | 640 | 29 % | Recreation or Private Party                        | 94  | 4 %  |
|  |     |      | Train, Bus or Bus Depot                            | 9   | .4%  |
|  |     |      | House of Prostitution                              | 1   | .4%  |
|  |     |      | Taxi or Taxi Office                                | 10  | .4%  |
|  |     |      | At Work  | 9   | .4%  |
|  |     |      | No Data Available                                  | 711 | 32 % |

DETAILS OF INFORMATION OBTAINED ON THE CONTACT INVESTIGATION

| Place of Exposure          |     |       | Occupation of Source of Infection or Contact |      |      |
|----------------------------|-----|-------|--|------|------|
| Rooming House or Apartment | 205 | 9 %   | Waitress or Waiter                           | 178  | 8 %  |
| Private House              | 321 | 14.4% | Housewife                                    | 112  | 5 %  |
| Outdoors                   | 87  | 4 %   | Prostitute or Street Walker                  | 55   | 2 %  |
| Car or Truck               | 193 | 9 %   | Domestic, Hotel, Hospital Maid               | 97   | 4 %  |
| Train, Boat, Motel         | 29  | 1 %   | Clerk, Salesman, Steno, Teacher,             |      |      |
| Taxi or Taxi Office        | 1   | .4%   | Cashier                                      | 98   | 4 %  |
| Hotel                      | 307 | 14 %  | Factory or Plant Worker                      | 21   | 1 %  |
| Room, House or Shack       | 321 | 14 %  | Foreman                                      | 1    | .4%  |
| House of Prostitution      | 1   | .4%   | Service Personnel                            | 20   | 1 %  |
| No Data Available          | 751 | 34 %  | Unemployed                                   | 36   | 2 %  |
|                            |     |       | Laundress or Dry Cleaners                    | 18   | 1 %  |
|                            |     |       | Truck, Taxi or Bus Driver                    | 40   | 2 %  |
|                            |     |       | Farmer, Trapper or Logger                    | 27   | 1 %  |
|                            |     |       | Nurse, Nurses' Aid, Dental Nurse             | 9    | .4%  |
|                            |     |       | Dressmaker, Scalp Treater                    | 6    | .2%  |
|                            |     |       | Laborer or Transient                         | 89   | 4 %  |
|                            |     |       | Business Man                                 | 5    | .2%  |
|                            |     |       | Tradesman, Electrician or                    |      |      |
|                            |     |       | Plumber                                      | 38   | 2 %  |
|                            |     |       | Student, Usherette, Usher                    | 11   | .4%  |
|                            |     |       | Dispatcher                                   | 4    | .1%  |
|                            |     |       | No Data Available                            | 1351 | 61 % |

PROVINCIAL CLINIC, Provincial Building, 10048 - 101A Avenue, Edmonton, Alberta

Total Number of New Cases of Venereal Disease Classified as to Sex and Age of Patient

|                                     | Under 1 - yr. |     | 1 - 4 yrs. |     | 5 - 14 yrs. |     | 15 - 19 yrs. |     | 20 yrs. & over |     | Age Not Stated |     | TOTALS |
|-------------------------------------|---------------|-----|------------|-----|-------------|-----|--------------|-----|----------------|-----|----------------|-----|--------|
|                                     | M             | F   | M          | F   | M           | F   | M            | F   | M              | F   | M              | F   |        |
| Chancroid                           | ---           | --- | ---        | --- | ---         | --- | ---          | --- | 2              | --- | ---            | --- | 2      |
| Gonorrhoea (all forms)              | ---           | --- | ---        | --- | ---         | --- | 41           | 36  | 541            | 184 | ---            | --- | 802    |
| Acquired (Primary)                  | ---           | --- | ---        | --- | ---         | --- | 1            | --- | 27             | 1   | ---            | --- | 29     |
| Acquired (Secondary)                | ---           | --- | ---        | --- | ---         | --- | ---          | --- | 3              | 12  | ---            | --- | 15     |
| Acquired (Latent)                   | ---           | --- | ---        | --- | ---         | --- | ---          | --- | 12             | 10  | ---            | --- | 22     |
| Acquired (Tertiary) (Neurosyphilis) | ---           | --- | ---        | --- | ---         | --- | ---          | --- | 1              | --- | ---            | --- | 1      |
| Type Undetermined                   | ---           | --- | ---        | --- | ---         | --- | ---          | --- | ---            | 2   | ---            | --- | 2      |
| TOTALS                              | ---           | --- | ---        | --- | ---         | --- | 42           | 36  | 586            | 209 | ---            | --- | 873    |

Number of Cases of Chancroid—Male 2, Female 0, ..... 2  
 Number of cases of Syphilis—Male 44, Female 25, ..... 69  
 Number of cases of Gonorrhoea—Male 582, Female 220, ..... 802  
 Number and results of Serological Tests for Syphilis: 7232 of which 491 were positive.  
 Number and results of Darkfield Examinations: 81 of which 7 were positive.  
 Number and results of Cerebrospinal Fluid Tests: 24 of which 4 were positive.  
 Number and results of Bacteriological Tests for Gonococci: 2780 of which 759 were positive.  
 Number and results of Cultures taken for Gonococci: 1673 of which 309 were positive.  
 Total Number of Patient Visits ..... 16,785  
 Total Number of New Admissions ..... 981  
 Total Number of Old Infections for follow-up first time in current year

|            |     |
|------------|-----|
| Syphilis   | 115 |
| Gonorrhoea | 53  |

PROVINCIAL CLINIC—711 Third Street East, Calgary, Alberta.

Total Number of New Cases of Venereal Disease Classified as to Sex and Age of Patient:

|   | Under 1 yr. |     | 1 - 4 yrs. |     | 5 - 14 yrs. |     | 15 - 19 yrs. |     | 20 yrs. & over |     | Age Not Stated |     | TOTALS |
|---|-------------|-----|------------|-----|-------------|-----|--------------|-----|----------------|-----|----------------|-----|--------|
|   | M           | F   | M          | F   | M           | F   | M            | F   | M              | F   | M              | F   |        |
| Gonorrhoea (all forms) .....              | ---         | --- | ---        | --- | ---         | --- | 8            | 40  | 269            | 123 | ---            | --- | 440    |
| Acquired - Primary .....                  | ---         | --- | ---        | --- | ---         | --- | 1            | --- | 1              | 1   | ---            | --- | 3      |
| Acquired - Secondary .....                | ---         | --- | ---        | --- | ---         | --- | 1            | --- | 2              | 1   | ---            | --- | 4      |
| Acquired - Latent .....                   | ---         | --- | ---        | --- | ---         | --- | ---          | --- | 1              | 3   | ---            | --- | 4      |
| Acquired - Tertiary (Neurosyphilis) ..... | ---         | --- | ---        | --- | ---         | --- | ---          | --- | 1              | --- | ---            | --- | 1      |
| TOTALS .....                              | ---         | --- | ---        | --- | ---         | --- | 10           | 40  | 274            | 128 | ---            | --- | 452    |

Number of Cases of Syphilis—Male 7, Female 5, ..... 12  
 Number of Cases of Gonorrhoea—Male 277, Female 163, ..... 440  
 Number and results of Serological Tests for Syphilis: 3746 of which 226 were positive.  
 Number and results of Darkfield Examinations: 9 of which 1 was positive.  
 Number of Cerebrospinal Fluid Tests: 3 of which 1 was positive.  
 Number and results of Bacteriological Tests for Gonococci: 2854 of which 421 were positive.  
 Number and results of Cultures taken for Gonococci: 862 of which 51 were positive.  
 Total Number of Patient Visits ..... 7052  
 Total Number of New Admissions ..... 707  
 Total Number of Old Infections for follow-up first time in Current year:  
 Syphilis ..... 87  
 Gonorrhoea ..... 2

LETHBRIDGE CLINIC—315 - 10th Street South, Lethbridge, Alberta.

Total Number of New Cases of Venereal Disease Classified as to Sex and Age of Patient:

|   | Under 1 yr. |     | 1 - 4 yrs. |     | 5 - 14 yrs. |     | 15 - 19 yrs. |     | 20 yrs. & over |     | Age Not Stated |     | TOTALS |
|---|-------------|-----|------------|-----|-------------|-----|--------------|-----|----------------|-----|----------------|-----|--------|
|   | M           | F   | M          | F   | M           | F   | M            | F   | M              | F   | M              | F   |        |
| Gonorrhoea (all forms) ...                | ---         | --- | ---        | --- | ---         | --- | ---          | --- | 11             | 1   | ---            | --- | 12     |
| Acquired (Latent) .....                   | ---         | --- | ---        | --- | ---         | --- | ---          | --- | ---            | 2   | ---            | --- | 2      |
| Acquired (Tertiary) (Neurosyphilis) ..... | ---         | --- | ---        | --- | ---         | --- | ---          | --- | 3              | --- | ---            | --- | 3      |
| Acquired (Tertiary) (Other) .....         | ---         | --- | ---        | --- | ---         | --- | ---          | --- | ---            | --- | 1              | --- | 1      |
| TOTALS .....                              | ---         | --- | ---        | --- | ---         | --- | ---          | --- | 14             | 4   | ---            | --- | 18     |

Number of Cases of Syphilis—Male 3, Female 3, ..... 6  
 Number of Cases of Gonorrhoea—Male 11, Female 1, ..... 12  
 Number and results of Serological Tests for Syphilis: 404 of which 36 were positive.  
 Number and results of Darkfield Examinations: 4 of which 0 were positive.  
 Number and results of Cerebrospinal Fluid Tests: 4 of which 0 were positive.  
 Number and results of Bacteriological Tests for Gonococci: 59 of which 2 were positive.  
 Number and results of Cultures taken for Gonococci: 4 of which 0 were positive.  
 Total Number of Patient Visits ..... 630  
 Total Number of New Admissions ..... 57  
 Total Number of Old Infections for follow-up first time in current year:  
 Syphilis ..... 19  
 Gonorrhoea ..... 1

PROVINCIAL GAOL—Fort Saskatchewan, Alberta.

Total Number of New Cases of Venereal Disease Classified as to Sex and Age of Patient:

|                              | Under 1 yr. |     | 1 - 4 yrs. |     | 5 - 14 yrs. |     | 15 - 19 yrs. |     | 20 yrs. & over |    | Age Not Stated |     | TOTALS |
|------------------------------|-------------|-----|------------|-----|-------------|-----|--------------|-----|----------------|----|----------------|-----|--------|
|                              | M           | F   | M          | F   | M           | F   | M            | F   | M              | F  | M              | F   |        |
| Gonorrhoea (all forms) ..... | ---         | --- | ---        | --- | ---         | --- | 1            | 17  | 22             | 94 | ---            | --- | 134    |
| Acquired (Secondary) .....   | ---         | --- | ---        | --- | ---         | --- | ---          | --- | ---            | 1  | ---            | --- | 1      |
| TOTALS .....                 | ---         | --- | ---        | --- | ---         | --- | 1            | 17  | 22             | 95 | ---            | --- | 135    |

Number of Cases of Syphilis—Male 0, Female 1, ..... 1  
 Number of Cases of Gonorrhoea—Male 23, Female 111, ..... 134  
 Number and results of Serological Tests for Syphilis: 3364 of which 159 were positive.  
 Number and results of Cerebrospinal Fluid Tests: 0 of which 0 were positive.  
 Number and results of Bacteriological Tests for Gonococci: 1599 of which 81 were positive.  
 Number and results of Cultures taken for Gonococci: 1445 of which 98 were positive.

PROVINCIAL GAOL—Lethbridge, Alberta.

Total Number of New Cases of Venereal Disease Classified as to Sex and Age of Patient:

|                              | Under 1 yr. |     | 1 - 4 yrs. |     | 5 - 14 yrs. |     | 15 - 19 yrs. |     | 20 yrs. & over |     | Age Not Stated |     | TOTALS |
|------------------------------|-------------|-----|------------|-----|-------------|-----|--------------|-----|----------------|-----|----------------|-----|--------|
|                              | M           | F   | M          | F   | M           | F   | M            | F   | M              | F   | M              | F   |        |
| Gonorrhoea (all forms) ..... | ---         | --- | ---        | --- | ---         | --- | ---          | --- | 4              | --- | ---            | --- | 4      |
| Acquired (Latent) .....      | ---         | --- | ---        | --- | ---         | --- | ---          | --- | 1              | --- | ---            | --- | 1      |
| TOTALS .....                 | ---         | --- | ---        | --- | ---         | --- | ---          | --- | 5              | --- | ---            | --- | 5      |

Number of Cases of Syphilis—Male 1, ..... 1  
 Number of Cases of Gonorrhoea—Male 4, ..... 4  
 Number of Prisoners Admitted ..... 1919  
 Number and results of Serological Tests for Syphilis: 1262 of which 50 were positive.

DEPARTMENT OF PUBLIC HEALTH

MOBILE CLINIC—LAC LA BICHE, Surrounding Area, Imperial Mills, McMurray, Fort Chipewan and MacKAY

Total Number of New Cases of Venereal Disease Classified as to Sex and Age of Patient:

|                       | Under 1 yr. |     | 1 - 4 yrs. |     | 5 - 14 yrs. |     | 15 - 19 yrs. |     | 20 yrs. & over |     | Age Not Stated |     | TOTALS |
|-----------------------|-------------|-----|------------|-----|-------------|-----|--------------|-----|----------------|-----|----------------|-----|--------|
|                       | M           | F   | M          | F   | M           | F   | M            | F   | M              | F   | M              | F   |        |
| Syphilis (Congenital) | ---         | --- | ---        | --- | 1           | --- | ---          | --- | ---            | --- | ---            | --- | 1      |
| TOTALS                | ---         | --- | ---        | --- | 1           | --- | ---          | --- | ---            | --- | ---            | --- | 1      |

Number of Cases of Syphilis—Male 0, Female 1, ..... 1  
 Number and results of Serological Tests for Syphilis: 781 of which 52 were positive.  
 Number and results of Cerebrospinal Fluid Tests: 0 of which 0 were positive.  
 Number and results of Bacteriological Tests for Gonococci: 5 of which 0 were positive.  
 Total Number of Patient Visits ..... 1025  
 Total Number of Treatments Given ..... 185

PRIVATE PHYSICIANS REPORTING CASES.

Total Number of New Cases of Venereal Disease Classified as to Sex and Age of Patient:

|                                  | Under 1 yr. |     | 1 - 4 yrs. |     | 5 - 14 yrs. |     | 15 - 19 yrs. |     | 20 yrs. & over |     | Age Not Stated |     | TOTALS |
|----------------------------------|-------------|-----|------------|-----|-------------|-----|--------------|-----|----------------|-----|----------------|-----|--------|
|                                  | M           | F   | M          | F   | M           | F   | M            | F   | M              | F   | M              | F   |        |
| Gonorrhoea (all forms)           | ---         | --- | 2          | --- | 1           | 23  | 24           | 294 | 45             | 34  | 2              | --- | 425    |
| Syphilis (Congenital)            | 1           | --- | ---        | --- | ---         | --- | ---          | --- | ---            | 1   | ---            | --- | 2      |
| Acquired (Primary)               | ---         | --- | ---        | --- | ---         | 1   | 1            | 11  | 2              | --- | ---            | --- | 14     |
| Acquired (Secondary)             | ---         | --- | ---        | --- | ---         | 1   | 1            | 2   | 4              | 1   | ---            | --- | 9      |
| Acquired (Latent)                | ---         | --- | ---        | --- | ---         | 1   | 3            | 18  | 12             | 3   | 2              | --- | 39     |
| Acquired (Tertiary)              | ---         | --- | ---        | --- | ---         | --- | ---          | 4   | 1              | --- | ---            | --- | 5      |
| (Cardiovascular)                 | ---         | --- | ---        | --- | ---         | --- | ---          | --- | ---            | --- | ---            | --- | ---    |
| Acquired (Tertiary)              | ---         | --- | ---        | --- | ---         | --- | ---          | 10  | 1              | 1   | ---            | --- | 12     |
| (Neurosyphilis)                  | ---         | --- | ---        | --- | ---         | --- | ---          | --- | ---            | --- | ---            | --- | ---    |
| Acquired (Tertiary)              | ---         | --- | ---        | --- | ---         | --- | ---          | --- | 1              | --- | ---            | --- | 1      |
| (Cardiovascular & Neurosyphilis) | ---         | --- | ---        | --- | ---         | --- | ---          | --- | ---            | --- | ---            | --- | ---    |
| Acquired (Tertiary)              | ---         | --- | ---        | --- | ---         | --- | ---          | 1   | ---            | --- | 1              | --- | 2      |
| (Other)                          | ---         | --- | ---        | --- | ---         | --- | ---          | --- | ---            | --- | ---            | --- | ---    |
| Type Undetermined                | ---         | --- | ---        | 1   | ---         | 4   | 4            | 4   | 1              | 2   | 1              | --- | 13     |
| TOTALS                           | 1           | --- | 2          | 1   | 1           | 25  | 33           | 344 | 67             | 42  | 6              | --- | 522    |

Number of Cases of Syphilis—Male 62, Female 35, ..... 97  
 Number of Cases of Gonorrhoea—Male 351, Female 74, ..... 425  
 Number of Doctors in the Province receiving consultative service ..... 215  
 Number of Doses of Arsenicals distributed to Private Physicians ..... 22  
 Number of Doses of Bismuth distributed to Private Physicians ..... 805  
 Number of Units of Penicillin distributed to Private Physicians .....  
 (3,000,000 U. Procaine G in Oil) .....(vials) 1202  
 (3,000,000 U. Duapen) .....(vials) 27  
 Number of Capsules of Aureomycin distributed to Private Physicians ..... 168  
 (250 mgm per capsule)  
 Number of Capsules of Terramycin distributed to Private Physicians ..... 36  
 (250 mgm per capsule)

NEW CASES OF SYPHILIS AND GONORRHOEA REPORTED IN ALBERTA—1955

Total Number of New Cases of Venereal Disease Classified as to Sex and Age of Patient:

|                                  | Under 1 yr. |     | 1 - 4 yrs. |     | 5 - 14 yrs. |     | 15 - 19 yrs. |      | 20 yrs. & over |     | Age Not Stated |     | TOTALS |
|----------------------------------|-------------|-----|------------|-----|-------------|-----|--------------|------|----------------|-----|----------------|-----|--------|
|                                  | M           | F   | M          | F   | M           | F   | M            | F    | M              | F   | M              | F   |        |
| Chancroid                        | ---         | --- | ---        | --- | ---         | --- | ---          | ---  | 2              | --- | ---            | --- | 2      |
| Gonorrhoea (all forms)           | ---         | --- | 2          | --- | 1           | 107 | 117          | 1253 | 447            | 36  | 2              | --- | 1965   |
| Syphilis (Congenital)            | 1           | --- | ---        | --- | ---         | 1   | ---          | ---  | ---            | 1   | ---            | --- | 3      |
| Acquired (Primary)               | ---         | --- | ---        | --- | ---         | 3   | 1            | 40   | 4              | --- | ---            | --- | 48     |
| Acquired (Secondary)             | ---         | --- | ---        | --- | ---         | 2   | 1            | 7    | 18             | 1   | ---            | --- | 29     |
| Acquired (Latent)                | ---         | --- | ---        | --- | ---         | 1   | 3            | 32   | 27             | 3   | 2              | --- | 68     |
| Acquired (Tertiary)              | ---         | --- | ---        | --- | ---         | --- | ---          | 4    | 1              | --- | ---            | --- | 5      |
| (Cardiovascular)                 | ---         | --- | ---        | --- | ---         | --- | ---          | ---  | ---            | --- | ---            | --- | ---    |
| Acquired (Tertiary)              | ---         | --- | ---        | --- | ---         | --- | ---          | 16   | 1              | 1   | ---            | --- | 18     |
| (Neurosyphilis)                  | ---         | --- | ---        | --- | ---         | --- | ---          | ---  | ---            | --- | ---            | --- | ---    |
| Acquired (Tertiary)              | ---         | --- | ---        | --- | ---         | --- | ---          | ---  | 1              | --- | ---            | --- | 1      |
| (Cardiovascular & Neurosyphilis) | ---         | --- | ---        | --- | ---         | --- | ---          | ---  | ---            | --- | ---            | --- | ---    |
| Acquired (Tertiary)              | ---         | --- | ---        | --- | ---         | --- | ---          | 1    | 1              | --- | 1              | --- | 3      |
| (Other)                          | ---         | --- | ---        | --- | ---         | --- | ---          | ---  | ---            | --- | ---            | --- | ---    |
| Type Undetermined                | ---         | --- | ---        | 1   | ---         | 4   | 4            | 4    | 3              | 2   | 1              | --- | 15     |
| TOTALS                           | 1           | --- | 2          | 1   | 2           | 113 | 126          | 1359 | 503            | 44  | 6              | --- | 2157   |

Total Number of Cases of Chancroid—Male 2, Female 0, ..... 2  
 Total number of Cases of Syphilis—Male 120, Female 70, ..... 190  
 Total Number of Cases of Gonorrhoea—Male 1396, Female 569, ..... 1965

TOTAL NUMBER OF CASES ADMITTED TO THE VARIOUS CLINICS OF THE  
DIVISION OF SOCIAL HYGIENE

| Sex                 | Chancroid | Syphilis  | Gonorrhoea  | Total       |
|---------------------|-----------|-----------|-------------|-------------|
| Male .....          | 2         | 55        | 897         | 954         |
| Female .....        | 0         | 35        | 495         | 530         |
| <b>TOTALS</b> ..... | <b>2</b>  | <b>90</b> | <b>1392</b> | <b>1484</b> |

CASES REPORTED BY DOCTORS AND MILITARY AUTHORITIES

|                     | Private Physicians | Armed Forces | Total      |
|---------------------|--------------------|--------------|------------|
| Syphilis .....      | 97                 | 3            | 100        |
| Gonorrhoea .....    | 425                | 148          | 573        |
| <b>TOTALS</b> ..... | <b>522</b>         | <b>151</b>   | <b>673</b> |

|   |              |
|---|--------------|
| Total number of cases of Chancroid reported in Alberta .....  | 2            |
| Total number of cases of Syphilis reported in Alberta .....   | 190          |
| Total number of cases of Gonorrhoea reported in Alberta ..... | 1,965        |
|   | <u>2,157</u> |

|  |              |
|--|--------------|
| Total number of cases of Chancroid reported in Alberta exclusive of Armed Personnel .....  | 2            |
| Total number of cases of Syphilis reported in Alberta exclusive of Armed Personnel .....   | 187          |
| Total number of cases of Gonorrhoea reported in Alberta exclusive of Armed Personnel ..... | 1,817        |
|  | <u>2,006</u> |

## DIVISION OF HEALTH EDUCATION

C. C. EVOY, B.Sc., *Director*

---

“Benevolence must be educated” wrote Florence Nightingale over and over again in her diary. Out of this thought grew the modern training of nurses and social workers.

Today we might write in our diaries “Self-help must be educated”.

Health education has evolved rapidly in recent years because the public health problems of today cannot be solved without it. It is one of the most important tools in making public health and social services effective.\*

Health education practices are a daily routine for most of us. Reasons why, are not always easy to explain because it requires an understanding of the laws of learning. To describe these processes of learning is beyond the intent of this report but we would like to tell you about our program of instruction in health education.

More intensified work with health units and nurses during the year opened new horizons to this division. Nurses and medical officers are developing programs of health education beyond the area of incidental teaching. Teachers and other educators are integrating health education into the whole life of the child. Instruction and direct assistance have been given teachers and health personnel to make living healthfully more meaningful.

A modern health education curriculum in school will be centred on man and include human physiology, bacteriology, elementary psychology, personal and environmental hygiene, communicable disease and health services thus forming the basis upon which ideas of healthful living can be built. It should integrate with other courses—particularly English, Social Studies and Mathematics.

Such a curriculum will not be content with formal teaching of health but will plan situations where the children can take an active part in understanding their own health problems and putting their knowledge into practice.

Our services in health education become part of the curriculum of the schools when we provide numerous pamphlets to most grade levels excepting the primary, films for audio-visual teaching and guest speakers to help interpret the local and provincial health services.

Activity of this nature has resulted in increased service and an expanded program which is reflected in many ways. Statistics reveal an upsurge in calls for films and literature above previous records, more requests for tours, school visits and talks at public

\*Health Education: Dr. John Burton—U.K. Ministry of Health



meetings, increasing opportunity for work with teachers' organizations, various public associations and groups, and closer liaison with the Department of Education's health program.

### *Tours and Meetings*

An important phase of the work of the Division of Health Education has continued to be tours of rural areas of the province by the Director, frequently accompanied by the Provincial Health Nutritionist. These tours included visits to schools in the area covered and public meetings in the evenings arranged by the municipal or health unit nurse. Favourable weather provided opportunity for some expansion of this activity during 1955.

The first tour of the year in January took the form of a series of Health Education Institutes arranged in the Pincher Creek School Division by the Superintendent of Schools. These Institutes were held after school hours in the afternoons and in the evenings and each Institute was attended by all the teachers in an area. At each point the Director was accompanied by a Health Unit Nurse and both were introduced by the Superintendent.

The Director gave a brief talk on the work of the Division of Health Education and displayed a cross section of health education materials available for schools. The Director and the Nurse answered questions on health education and school health problems as well as questions on the work of the Health Unit and the Department of Public Health. Attendance figures for the Institutes were: Macleod, 10 teachers; Granum, 10 teachers; Pincher Creek, 24 teachers; Cowley, 8 teachers; Bellevue, 20 teachers; Blairmore, 16 teachers and Coleman, 20 teachers.

This tour also included visits to many of the schools in the area accompanied by different nurses. On these visits films were shown and health lessons were taught by the Director. The Director also visited a number of schools in the New Dayton area showing films and teaching health lessons.

Later, on the invitation of School Superintendent G. F. Hollinshead, the Director visited a number of schools in the Calgary Rural School Division accompanied by the Provincial Nutritionist. Ten schools were visited on the tour. Films were shown and talks given on nutrition, sanitation and communicable diseases. At each school a meeting was held with the staff when the teachers discussed problems in teaching nutrition and health education and received a kit of health education materials.

In June, the Director toured 15 schools with the following Municipal Nurses: Mrs. M. Faulkner, Lindale; Miss E. Hillman, Breton; Miss L. S. Thomson, Alder Flats; Mrs. H. M. Sabin, Winfield. Besides the school visits the nurses had arranged Home and School Association meetings in the evenings where talks were given and films shown.

In September, with the cooperation of Dr. J. M. Brown, Medical Officer of Health, the Director made a tour of schools in the Medicine Hat Health Unit area. He was accompanied by the Provincial Nutritionist and by nurses of the Health Unit staff. To reach more teachers in the Health Unit area Institutes were

arranged in areas not covered by the school visits. These Institutes were very much appreciated and attended by as many in some instances as 40 teachers.

A tour to the north during October included visits to the following Municipal Nurses: Miss E. Gavin at Fawcett, Miss L. M. Attrux at Slave Lake, Miss M. V. Mitchell at Kinuso, Mrs. R. Lalonde at Dixonville and Miss J. Roski, Worsley. A total of 15 schools were visited and Home and School meetings were arranged for the evenings.

In November, a tour of schools by the Director in the Foothills Health Unit was arranged by Dr. E. M. Rowland, Medical Officer of Health. Dr. Rowland accompanied the Director in visits to the schools where health lessons were taught and films shown. The teachers in each visit had an opportunity to discuss school health and health education problems with the visitors.

In addition to the talks given to Home and School meetings on the tours, a number of other Home and School Associations were visited in various parts of the province including some in areas outside of local health jurisdiction. Topics covered were mainly in the field of child behaviour and training, public health organization and community health protection problems.

The Director went to Wetaskiwin to address a district U.F. W.A. meeting on the organization and services of a health unit. The Director also addressed five Edmonton Home and School Association meetings during the year as well as four other Edmonton organizations. Other staff of the Division showed films and spoke at four other Edmonton Home and School or Parents' Association meetings and attended and showed films at three meetings in Camrose with the director of the Cancer Division.

During the year a number of workshops on film utilization were held for public health workers. In each workshop the morning was devoted to learning and practicing the mechanics of projector operation. In the afternoon the methods of presenting a film and following up with guiding a discussion were demonstrated and the group participating in the workshop then took a different film and worked out a method of presentation and discussion in a test situation which was later appraised.

During the year three workshops were held for the staffs of the Vegreville Health Unit, the Medicine Hat Health Unit and the Peace River Health Unit. A series of evening workshops, started the previous year with the Northern Alberta section of the Canadian Institute of Sanitary Engineers, were continued in 1955. Those attending included most of the sanitary inspectors in Alberta north of Red Deer and the staff of the Division of Sanitary Engineering. Another workshop was also presented at the spring conference of the municipal nurses.

#### *Exhibits and Displays*

Displays of occupational therapy work by patients from hospitals of the Division of Mental Health and a nursing and nursing aides exhibit from the School for Nursing Aides represented the

Department of Public Health at the Edmonton Exhibition in July, 1955. The Division made arrangements for the displays and assisted with display equipment.

Other health education exhibits and displays were arranged in cooperation with a number of health units at local fairs and exhibitions across the province. These included Camrose, Stettler, Athabasca, Grande Prairie, Westlock and Leduc. Materials and equipment were provided by this Division.

Special health education displays were also arranged from time to time during the year by both health units and municipal nurses. These usually dealt with some particular point which it was felt desirable to stress locally such as sanitation or water supply problems or child care. Three panel display boards were provided by the Division of Health Education as well as other equipment necessary to make the displays more effective.

Special educational exhibits inaugurated the previous year at local conventions of the Alberta Teachers' Association were continued through 1955. These displays were presented at ten conventions. Four were attended by representatives of the Division with assistance from the staffs of the health units in the area or the city public health staff. The remainder were attended by the Health unit representatives from the convention areas. The Edmonton Board of Health and fifteen health units cooperated in these displays.

Each display featured literature available from the Division of Health Education related to the health curriculum taught in Alberta schools. It also conveyed information regarding public health organization at the provincial and local level. The displays provided an opportunity for the local public health nurses to meet many of the teachers in their area and talk about their work. The teachers also found it an opportunity to discuss health and health education problems in their schools. Between 6,000 and 7,000 teachers viewed the displays and about 25 per cent of them ordered materials selected from the exhibit.

Both medical officers from the area and officers of the Alberta Teachers' Association have expressed appreciation for the results of the displays and have urged that if possible they be continued.

### *Film Library*

Use of films and filmstrips from the Health Education film library continued to grow during the year. In the twelve month period there were 5,887 screenings of films and filmstrips from the library before an aggregate audience of 255,000 persons.

The increase in use of the films during 1955 was mainly due to expanded use of the films by public health workers of the province, in municipal nursing districts, health units and city health departments. This film usage meant that each screening was accompanied by an informed discussion on the health topic covered by the particular film shown. This growth appeared to follow the training provided by film utilization workshops to many public health workers in the province.

Expansion of the size of the library has helped the Division keep up to the growing demand for films. By the end of the year there were 360 titles in the film library with 80 extra copies of the titles most in demand. In addition there are 161 filmstrips in the library.

There appears to be a growing demand for filmstrips in the province. These are especially valued as teaching aides in many schools and medical officers of health and public health nurses who are called on to do specific teaching jobs like conducting first aid classes are making more use of filmstrips.

Some understanding of what the statistics on film usage means may be gathered from the details of one popular film from the library. The film IMMUNIZATION explains what immunity to infectious disease is and how it is attained by actual illness or by injection of vaccine into the body. It also tells how vaccine is prepared.

During the year the three copies of this film were screened 106 times to an aggregate audience of 5,530 persons. These screenings included 28 by teachers in schools to 2,100 pupils, 27 screenings by public health nurses in schools to 1,400 pupils, six screenings by the Director of Health Education in a tour of schools to a total of 667 pupils, 31 screenings by public health nurses to other audiences including mothers' groups to a total of 900 persons, seven screenings to nursing schools or the school for nursing aides to a total of 163 persons and seven screenings by Indian Health Nurses to Indian audiences in the province totalling 300 persons.

#### *Health Literature Distribution*

More than 400,000 pieces of health education literature and posters were distributed by the Division during the year. This made a substantial increase over the distribution of the previous year.

The volume of materials distributed to schools was not as large as the previous year as teachers retained a considerable proportion of the literature they received in their class libraries for continued use.

Distribution of literature through public health nurses in health units and municipal nursing districts and by sanitary inspectors showed a substantial increase. More than one-quarter of all material distributed was made up of books, booklets and leaflets for mothers on infant and child care and development. Demand for these materials is increasing with the growing birth-rate in the province.

The largest distribution of any single publication was of ALBERTA'S HEALTH SERVICES PROGRAM. A steady interest is maintained in this and other publications dealing with the work and services of the Department of Public Health. The Division of Health Education has continued to direct this growing distribution of health education materials toward readers who have the most immediate interest in them and need for them.

### *Publications*

During the year a new edition of the booklet ALBERTA'S HEALTH SERVICES PROGRAM was prepared and edited. The revised booklet was printed for distribution in early 1956. A mimeographed publication ORGANIZATION AND SERVICES, ALBERTA DEPARTMENT OF PUBLIC HEALTH, was prepared, edited and published during the year. Providing a skeleton outline of the organization and work of the Department this publication is used in Schools of Nursing, the Faculty of Education and the training of public health nurses.

The regular news letter of the Division, Health Education Notes, continued to be published during the year providing public health workers in the province with information about the health education field, new projects and news about new films and literature available to them.

### *Film Production*

The new film produced in 1954, YOUR HEALTH UNIT was released early in the year and placed in the Health Education film library. It was an immediate success wherever it was shown and the two copies were continuously busy for the remainder of the year. The results have proven again the value of production of films about our own services and the appreciation of the public for a film with an Alberta background.

During the year the Division of Health Education cooperated with the Photographic Branch in the production and editing of a filmstrip on nurses in training.

### *Television and Radio Use*

A pioneering effort was initiated in the newest media of mass communication by the Division of Health Education during the year. A series of television programs were arranged, produced and presented by the Division over CFRN-TV, Edmonton, during the summer months when time was available.

The programs were a combination of "live" shows and films with a representative of the Division introducing each program, showing a film and interviewing one or more representatives of the Department of Public Health on the subject of the film. Three of the films were our own productions dealing with services of the Department, YOUR HEALTH UNIT, MENTAL HEALTH and THE SPOTTED FEVER TICK IN ALBERTA.

Both the television station and this Division received many favourable comments from the public on the programs each of which was estimated to reach an audience of between 20,000 and 30,000 persons. It is expected to present another series when time is again available.

The Division of Health Education also participated in a radio broadcasting activity in cooperation with the School Broadcasts Branch of the Department of Education. As part of the regular school broadcasts the Branch had a series of programs in the autumn of 1955 dealing with the work of a local public

health organization such as a health unit. These were in the Health Highways section of the School Broadcasts and were heard across the four western provinces.

In the preparation of these broadcasts the Division of Health Education assisted in the planning and later the revision of the scripts. The programs were heard weekly in the afternoons and were primarily directed at elementary classrooms in schools.

However, in cooperation with the Alberta Federation of Home and School Clubs, the Health Education Division and the School Broadcasts Branch endeavoured to have them reach a further audience of parents. Home and School Associations arranged listening groups of parents and the subjects were discussed at subsequent Home and School meetings.

The Division of Health Education informed all health units of the broadcasts and the activities following them and some of the health units made a special effort to have staff present at meetings where the broadcasts were discussed.

The regular series of weekly radio programs on health has been continued by the Division over station CKUA. Spot announcements on health topics and services of the Department continue to be used by many radio stations in the province.

#### *School Health Curriculum Revision*

During the year the Division of Health Education has cooperated with the Health and Personal Development Curriculum Committee of the Department of Education in the revision of the health curriculum for use in Alberta schools and the preparation of a Curriculum Guide for teachers responsible for the course.

The Director has been an ex-officio member of the committee and attended the series of committee meetings during the year, has assisted in planning the course and with the cooperation of other members of the Department of Public Health has checked and revised the materials to be taught and references to be used in health by the schools. The revised curriculum and the new guide will come into use in the academic year of 1956-57.

## NUTRITION SERVICES

ELVA M. PERDUE, B.Sc., (H.Ec.), *Director*

---

The nutrition program of the Provincial Department of Public Health was carried out in close co-operation with other Provincial agencies. The nutritionist, for instance, participated in organizing programs for the Municipal Nurses and for the members of the Alberta Dietetic Association.

### *Educational Work*

The nutritionist devoted much of her time to the educational aspects of the program. Materials on pre-natal diet were prepared in response to requests from public health nurses. The following materials were reproduced on request:

- (a) Classroom Activities
- (b) Teaching Devices
- (c) Menu Suggestions

When requested, the Nutritionist visited schools to discuss nutrition with the teachers. This direct work in the schools was to provide the teacher with suggestions and teaching aids to render the nutrition teaching more functional.

Many lay persons, individually or in groups, received direct health instruction through personal contacts in clinics, special meetings and home visits. Pamphlets and leaflets supplemented the spoken word whenever necessary. Motion pictures, film strips and exhibits were also effective teaching instruments used in the program.

The nutritionist gave 31 talks during the year before groups with a total attendance of about 1,085 persons. Appropriate materials were selected and prepared for the use of staff speakers and also for representatives of other agencies speaking on nutrition subjects.

When requests for information were received from the public they were answered as promptly and completely as possible. In response to requests received in 1955 the nutritionist wrote 107 letters and answered approximately 1,030 requests for printed or mimeographed nutrition materials. There was a slight decrease in the number of letters written to inquirers but an increase in the materials distributed.

### *In-Service Training*

The nutritionist continued to assist with the orientation of new nurses and to serve as a consultant for public health nurses and welfare workers in the field. New nutrition material is constantly being evaluated and distributed to field personnel. In addition, talks were given to the public health nursing students at

the University and to St. John Ambulance and Home Nursing classes.

The monthly mimeographed release entitled "Institutional Supper Menus" was distributed to the municipal hospitals. The nutritionist answered 23 requests from the personnel in hospitals for assistance with dietary problems and special diets.

At the request of personnel in the Attorney General's Department, the nutritionist reviewed menus used for a five-week period in the provincial penal institutions.

Library service was made available to the public health nurses and to small hospitals by means of a small nutrition library. Routine circulation of new journals to interested persons continued and other publications were loaned upon special request.

In line with programs to establish higher standards of health among workers in industry, Nutrition Services provided industrial nurses with information and leaflets on nutrition and on the preparation of food. These materials were used in health education programs conducted for the workers in industry.

To further her training, the Nutritionist was granted a one month leave-of-absence to pursue studies at the University of Alberta. The "Second Nutrition Conference" held July 5 - 8, 1955, was also attended.



## DIVISION OF MUNICIPAL NURSING

DOROTHY MCPHAIL, R.N., D.P.H.N., *Director*

We beg to submit the 38th Annual Report of the Public Health Nursing Division for the year ending December 31st, 1955.

The Municipal Nurses operate under a Nursing Service Act that requires them to do all things possible within their ability and knowledge to maintain the health of the residents within the area to which they have been appointed. Municipal Nurses are required to carry out such services as school health examinations; immunization and inoculation programs; prenatal and postnatal clinics; child health conferences; first aid; social services; obstetrical and medical care where no medical services are available.

In 1955 there were thirty-three full time Municipal Nursing stations in operation; twenty-seven of these were located in Local Improvement Districts and six in Municipal Districts. During the year a number of Local Improvement Districts were included in organized Municipal Districts covering centres where our Municipal Nurses were operating, however, the Department of Public Health continued to administer the nursing services within these areas until the end of the fiscal year 1955/56. The following centres are due for transfer in April, 1956, for administration by the Local Councils of the Municipal Districts, all of whom have expressed their desire to continue the services of the Municipal Nurses in these areas:—

Alder Flats — M.D. of Wetaskiwin No. 74  
 Winfield — M.D. of Wetaskiwin No. 74  
 Breton — M.D. of Leduc No. 75  
 Lindale — M.D. of Leduc No. 75  
 Fawcett—M.D. of Westlock No. 92  
 Lomond—County of Vulcan No. 2

Municipal Nursing Services operating in Local Improvement Districts during the year 1955 are as follows:—

|                    |             |             |
|--------------------|-------------|-------------|
| Alder Flats        | Hines Creek | Sunnynook   |
| Blueberry Mountain | Kinuso      | Tangent     |
| Bonanza            | Lindale     | Valley View |
| Breton             | Lomond      | Vauxhall    |
| Breynat            | New Brigden | Wanham      |
| Dixonville         | Peers       | Whitecourt  |
| Fawcett            | Plamondon   | Winfield    |
| Fort Assiniboine   | Slave Lake  | Worsley     |
| Hilda              | Smith       | Youngstown  |

Municipal Nursing Services under the jurisdiction of Municipal Districts but supervised through this Division are as follows:—

Foremost—M.D. of Forty Mile No. 2  
 Grassland—M.D. of Athabasca No. 103  
 Milk River—County of Warner No. 5  
 Warner—County of Warner No. 5  
 Tulliby Lake—M.D. of Vermilion River No. 71  
 Tomahawk—M.D. of Stony Plain No. 94  
 Whitemud Creek—M.D. of Smoky River No. 130

(The latter, a part-time service, has not functioned during the year 1955.)

A transition is taking place all through the Municipal Nursing Service, in that several of our centres are now located within the boundaries of full-time Health Units, and work very closely in their public health program with the Medical Officer of Health of each Unit. The following centres operate within the boundaries of Health Units:—

|   |   |                               |
|---|---|-------------------------------|
| Blueberry Mountain<br>Valley View<br>Tangent<br>Wanham<br>Bonanza             | } | Grande Prairie Health Unit    |
| Kinuso<br>Slave Lake<br>Smith<br>Fawcett<br>Grassland<br>Plamondon<br>Breyнат | } | Athabasca Health Unit         |
| Tulliby Lake  | } | Minburn-Vermilion Health Unit |
| Hilda   | } | Medicine Hat Health Unit      |
| Whitecourt<br>Tomahawk  | } | Stony Plain Health Unit       |

#### *Staff Education*

The Annual Nursing Conference was held in the Conference Room, Administration Building, Easter week, and was attended by all of the field nurses. The theme of the Conference was "Maternal and Child Health" and was under the able direction of Miss Rachel Tasker, Lecturer in Advanced Practical Obstetrics, University of Alberta.

New staff members were given orientation in the Nursing Service office, Well Baby and Immunization Clinic, also in the school health program before going into a district with a senior Municipal Nurse, and then on to her own appointed district.

As much direction as possible is given to the nurses through correspondence, a yearly visit by the Director or Assistant to the Director, and by means of the monthly report that all nurses are required to send in.

#### *Miscellaneous*

Lectures in Public Health Nursing were given by the Director and Assistant to the Director, to the Public Health Nursing Students, University of Alberta, and in the various hospitals throughout the City. Meetings with the Council of the St. John Ambulance Society were attended regarding establishing First Aid Posts throughout the Province.

A further printing of the leaflet on Municipal Nursing was necessary to fulfill orders for same throughout the Province.

Attached to this Report is the statistical report of work accomplished during the year 1955 in Municipal Nursing, School

Health, and the Macleod-Pincher Creek Health Unit, which is under the direction of this Nursing Division.

Much of the success of the Municipal Nursing program is due to the active interest of the local Nursing Service Committees who have worked diligently in maintaining the upkeep of the cottages. One such committee was responsible for the building of a modern new cottage at Smith.

Our special thanks go to our loyal nursing staff, who have given so generously of their time and knowledge for the benefit of the communities in which they serve.

STATISTICS  
REPORTS FROM THE 33 DISTRICTS OPERATING IN 1955 SHOW  
THE FOLLOWING WORK ACCOMPLISHED

|   |             |             |
|---|-------------|-------------|
| Number Treatment Consultations .....                      |             | Total       |
| Number Consultations (Public Welfare) .....               |             | 37,990      |
| Number Treatment Consultations (Treaty Indians) .....     |             | 1,433       |
| Number Miscellaneous P.H. Consultations .....             |             | 476         |
| Number Antepartum Consultations .....                     |             | 11,391      |
| Number Infant and Preschool Consultations .....           |             | 1,801       |
| Number Treatment Home Visits .....                        |             | 10,002      |
| Number Treatment Home Visits (Public Welfare) .....       |             | 7,857       |
| Number Treatment Home Visits (Treaty Indians) .....       |             | 1,029       |
| Number Miscellaneous P.H. Home Visits .....               |             | 106         |
| Number Communicable Disease Home Visits .....             |             | 2,796       |
| Number T. B. Home Visits .....                            |             | 1,133       |
| Number V. D. Cases (Treatment and Home Visits) .....      |             | 726         |
| Number Maternal Home Visits .....                         |             | 732         |
| Number Infant and Preschool P.H. Home Visits .....        |             | 674         |
| Number Deliveries .....                                   |             | 1,572       |
| Number Abortions .....                                    |             | 49          |
| Number Cases sent to Doctor or Hospital .....             |             | 40          |
| Number Deaths (under 1 year) 7 (Over 1 year) 28 .....     |             | 2,580       |
| Number Cases of Communicable Diseases .....               |             | 35          |
| Number Letters and Telephone Calls .....                  |             | 1,984       |
| Number Newspaper or Radio Publicity .....                 |             | 13,030      |
| Amount of Fees Collected (27 Districts) .....             | \$22,181.15 | 150         |
| Workmen's Comp. Board .....                               | 1,866.85    |             |
| Telephone Calls .....                                     | 176.70      | \$24,224.70 |
| <b>IMMUNIZATIONS:</b>                                     |             |             |
| Number Diphtheria Toxoid .....                            |             | 8,683       |
| Number Pertussis Vaccine .....                            |             | 7,231       |
| Number Tetanus Toxoid .....                               |             | 8,659       |
| Number Smallpox Vaccine .....                             |             | 2,364       |
| Number Typhoid Fever Vaccine .....                        |             | 12          |
| Number Patch Tests (Tuberculin) .....                     |             | 6,698       |
| Number Immune Serum Globulin for Measles .....            |             | 280         |
| Number Immune Serum Globulin (Infectious Hepatitis) ..... |             | 31          |
| Number Immune Serum Globulin (Mumps) .....                |             | 3           |
| Number Rabies Vaccine .....                               |             | 66          |
| Number Schick Tests .....                                 |             | 60          |
| Number Salk Vaccine (Polio) .....                         |             | 893         |
| Number Scarlet Fever Toxin .....                          |             | 5           |
| Number Dick Tests .....                                   |             | 1,797       |
| Other .....   |             | 13          |
| Total .....   |             | 36,795      |
| <b>MISCELLANEOUS:</b>                                     |             |             |
| Number Lectures .....                                     |             | 217         |
| Number Films Shown .....                                  |             | 270         |
| Number Generalized Clinics .....                          |             | 450         |
| Number Child Welfare Clinics .....                        |             | 373         |
| Number Classes in Home Nursing .....                      |             | 81          |
| Number Classes in First Aid .....                         |             | 87          |
| Number Interviews (Parents present) .....                 |             | 14          |
| Others .....  |             | 50          |
| <b>SCHOOL HEALTH INSPECTIONS:</b>                         |             |             |
| Number of Visits to schools .....                         |             | 552         |
| Number Pupils Inspected .....                             |             | 7,781       |
| Number with Suspected Defects .....                       |             | 6,621       |
| (a) Defective Vision .....                                |             | 1,050       |
| (b) Defective Hearing .....                               |             | 171         |
| (c) Diseased Tonsils .....                                |             | 1,024       |
| (d) Unsound Teeth .....                                   |             | 2,796       |
| (e) Eye Diseases .....                                    |             | 52          |
| (f) Ear Diseases .....                                    |             | 221         |
| (g) Enlarged Cervical Glands .....                        |             | 723         |
| (h) Enlarged Thyroid Glands .....                         |             | 14          |
| (i) Malnutrition .....                                    |             | 203         |
| (j) Nervous Disorders .....                               |             | 186         |
| (k) Faulty Posture .....                                  |             | 185         |

## DEPARTMENT OF PUBLIC HEALTH

|   |       |
|---|-------|
| (l) Orthopaedic Defects .....                     | 122   |
| (m) Ringworm .....                                | 39    |
| (n) Impetigo .....                                | 48    |
| (o) Scabies .....                                 | 9     |
| (p) Pediculosis .....                             | 180   |
| (q) Other Skin Conditions .....                   | 232   |
| Number Exclusions for Communicable Diseases ..... | 215   |
| Number Correction of Defects .....                | 1,215 |
| Number Classroom Talks .....                      | 245   |
| Number Sanitary Inspection of Schools .....       | 189   |
| Number Consultations with Teachers .....          | 833   |
| Number Consultations with Parents .....           | 659   |
| Number School follow-up Home Visits .....         | 306   |
| Number Pre-school Children Seen at School .....   | 93    |
| Number Tuberculosis Home Visits .....             | 6     |
| Number Mental Hygiene Home Visits .....           | 3     |

## COMMUNICABLE DISEASES:

|                                       |    |
|---------------------------------------|----|
| Number Cases Quarantined or Isolated: |    |
| (a) Scarlet Fever .....               | 7  |
| (b) Measles .....                     | 63 |
| (c) Chickenpox .....                  | 99 |
| (d) Mumps .....                       | 2  |
| (e) Pink Eye .....                    | 1  |
| (f) Pinworms .....                    | 7  |
| (g) Strep Throat .....                | 12 |

## Division of Health Units

DOROTHY McPHAIL, R.N., D.P.H.N., *Director*

---

This division exercises administrative control over the Health Units.

Under The Public Health Act public health is made the responsibility of local government agencies. Outside of the two major cities, no local government authority in the Province is large enough to maintain its own public health program. Grouping of local government agencies into health units makes it possible for the group to receive the benefit of a well organized service. The Provincial Government contributes 60% of an approved budget; the local contributing authorities contribute 40%. The area designated as a health unit is divided into wards, each ward is represented by one member from one of the contributing councils in the ward. This constitutes the board or governing body of the health unit.

This organization brings an efficient public health service within the reach of everyone in the Province with the exception of those living in the most sparsely settled areas, thus making it possible for the residents of the area served to receive a service equal to the service they would enjoy in the major cities.

During the past year the administrative staff of the Division of Health Units has been fully occupied with the changing of Health Unit boundaries to be co-terminous as much as possible with the recent municipal boundary changes.

Included in the services provided are:

1. The control of communicable diseases.
2. Tuberculosis control.
3. Sanitation.
4. Maternal and Child Health.
  - (a) Pre and Post Natal Instructions.
  - (b) Well Child Conferences.
  - (c) School Health.
5. Mental Health Education.
6. Adult Health.
  - (a) Physical examinations.
  - (b) Health Education.
7. Nutritional Education.
8. Dental programs.

In addition to the above, the Health Unit acts as the serum centre, storing and distributing the sera and vaccines supplied by the Provincial Health Department.

The Units are staffed by a medical officer, nurses, sanitary inspectors and steno-technicians. The number authorized depends on the population served. The medical officer of health acts as the director of the Health Unit. If the contributing councils so request, the Board of the Health Unit acts as the local Board of Health for the contributing council and appoints their medical officer as Medical Officer of Health.

There are seventeen full-time health units in operation, namely:

- Drumheller Health Unit No. 8
- Foothills Health Unit No. 5
- Red Deer Health Unit No. 9
- Minburn-Vermilion Health Unit No. 12
- Leduc-Strathcona Health Unit No. 13
- Stony Plain-Lac Ste Anne Health Unit No. 17
- Sturgeon Health Unit No. 14
- Mountain View Health Unit No. 7
- Bow Valley Health Unit No. 6
- Alberta East Central Health Unit No. 10
- Medicine Hat Health Unit No. 1
- Athabasca Health Unit No. 18
- Vegreville Health Unit No. 15
- Grande Prairie Health Unit No. 20
- Barons-Eureka Health Unit No. 2
- Jasper Place Health Unit No. 16
- Peace River Health Unit No. 21

Collectively, the units employ the following staff:

|                                  |    |
|----------------------------------|----|
| Medical Officers of Health ..... | 16 |
| Public Health Nurses .....       | 70 |
| Sanitary Inspectors .....        | 19 |
| Steno-Technicians .....          | 22 |
| Secretary Treasurers .....       | 17 |

### *Special Program*

1. Polio Vaccine: All Health Units participated in the administration of the Polio Vaccine, to selective groups.
2. Dental Service: One Health Unit established a Dental Health Program and employed a part-time dentist.
3. Maternal and Child Health: One or two Health Units have initiated pre-natal health instruction classes with gratifying results.

A two-day in-service training program is held annually for representatives of the Health Unit Boards and the Medical Officers of Health.

The Director and Assistant Director have made a total of thirty field visits to the Provincial Health Units for the purpose of attending staff conferences and board meetings.

At various times visits have been made to the Division of Health Units by members of the Health Unit staffs. In certain areas the Medical Officers of Health supervise the Public Health activities of the Municipal Nurses.

# Report of the Provincial Laboratories

R. D. STUART, M.D., *Director*

---

During 1955 the Provincial Laboratories carried out 370,997 examinations, the nature of which is shown in the accompanying tables. This indicates a steady increase in almost all sections, but the new method of presentation of this report prevents direct comparison with the previous years. The necessity for this rearrangement was anticipated in last year's report, because the previous method which had developed during the early growth of the laboratory services, no longer presented adequately the work carried out in the laboratories. Thus the apparent increase over last year of 76,783 examinations represents not only the real increase during 1955 but also to some degree the inadequate evaluation of the work carried out in 1954.

## *Special Trends*

In Alberta, with the assistance of the Laboratory and Radiological Services Grant, a considerable amount of special equipment for virus work has been purchased and plans for the development of staff and the provision of service space are well advanced. The recent remarkable developments in our ability to identify and culture poliomyelitis viruses and the considerable success of the Salk vaccine merely emphasize the fact that viruses are gradually coming within the scope of the larger provincial laboratories and that increased laboratory information about their nature and identity is becoming necessary to provincial health authorities.

**IN THE CENTRAL PROVINCIAL LABORATORY.** The increasing number of deaths attributable directly or indirectly to staphylococcal infections is commented on by Dr. Macgregor, Provincial pathologist. This reflects a situation which is becoming of major medical concern across Canada and is due essentially to an increasing predominance of highly virulent antibiotic-resistant strains of such bacteria. Undoubtedly this circumstance explains the dramatic increase in the demands for tests on the antibiotic sensitivity of organisms, the numbers of which have practically doubled this year both in Edmonton and Calgary, and for the considerable increase in miscellaneous bacteriology recorded in both laboratories. This is commented on below under "New or Supplementary Services". Another trend detected in the large amount of autopsy material handled by the Department of Pathology in the Provincial Laboratory is the large number of deaths due to coronary occlusions and the increase in number of aneurysms of the abdominal aorta. This trend, however, is probably an expression of the greater number of individuals who now survive to an advanced age and in whom increasing arterial degenerative changes are inevitable.

**IN THE SOUTHERN BRANCH LABORATORY.** Limitation of certain desirable but not essential services has become inevitable owing to the heavy increase in general diagnostic bacteriology carried out for practitioners and in all aspects of sanitary control of milks and waters.

*New or Supplementary Services*

A new service, antistreptolysin tests on blood serum, has been taken over by the central laboratory. The tests, which are considered of great value in the determination of a possible rheumatic aetiology of many disease conditions, were previously carried out by arrangement with the Department of Bacteriology. In the present year over 500 such tests have been carried out in the Provincial Laboratory and a considerable demand is experienced from all the Edmonton hospitals.

Another new service, the bacteriophage typing of staphylococci, has had to be developed in an endeavour to provide information for the control of staphylococcal infections in hospitals. This enables one to determine the importance of individual strains or types of staphylococci in the spread of infections or to detect a rising incidence of such infections in any area or hospital unit. The work is extremely complicated and demands the services of a highly skilled technical worker, but is considered to be of primary importance at the present time. Although the service has only been in partial operation during the latter half of the year, no fewer than 5,222 examinations have been carried out on 1,306 strains of staphylococci. To avoid overemphasizing the magnitude of this work, the last figure has been shown in Table I.

An important supplementary service has also been provided during the year through the personal interest of Dr. Amies in swimming pool hygiene. Dr. Amies carried out extensive work on Edmonton swimming pools during the season. The work, which involved many hundreds of examinations not shown anywhere on the tables, demonstrated the inefficiency, in relation to pool hygiene, of current methods of examination and led to the development of a completely new technique. The information obtained will be of great service to the Provincial Board of Health in amending present regulations.

In the Southern Branch Dr. Shute's staff under the direction of Dr. Crichton carried out a special investigation into an outbreak of sore throats in school children within the Mountain View and Bow Valley Health Units. In all 506 throat swabs were examined and a high incidence of haemolytic streptococci was detected.

*Regular Services*

In Pathology the examination of human tissues removed at surgical operations continued to be a major item in both laboratories. In Edmonton, the examination of 7,810 specimens, from rural hospitals alone, resulted in the diagnosis of 497 cases of cancer and emphasized the important role of this laboratory even outside the main population centres. Of the total number of such specimens, 17,513 received in Edmonton and Calgary from all sources (see Table I), 1,376 showed evidence of malignancy, a cancer incidence of over 12%.

The high incidence in the Edmonton area of a type of dysentery due to *Shigella sonnei* suggests the increasing importance of this organism as a cause of disease. Most of the cases,



however, were associated with the Red Deer area in which an epidemic focus was indicated in last year's report. *C. diphtheriae* has again been isolated from a number of patients this year. No significant number of cases of diphtheria has yet been recorded, but the organism has appeared in a number of separate localities, particularly in the northern half of the Province. Its persistence and wide distribution indicates the continued importance of thorough immunization of school children.

The striking increase, from 775 in 1954 to 1,219 this year, in the numbers of examinations carried out for fungus infections indicates the increasing demand for this type of investigation and reflects the enthusiasm of the mycologist, Dr. Carmichael. These examinations are very time-consuming and require very special training and experience and it is our good fortune that the Province was able to contribute directly to Dr. Carmichael's training.

#### Staff

Miss Mary Forge, Senior Technologist in Pathology, with the assistance of a Professional Training Grant, spent a period of three months studying new and special techniques in England and the United States. Her time was divided between the British Post-Graduate Medical School in London, the Papanicolou Institute in New York and the Army Medical Institute of Pathology, Washington, D.C. The new techniques which she brought back are being introduced into the surgical and autopsy tissue services and should considerably increase their efficiency.

TABLE 1  
EXAMINATIONS PERFORMED IN THE PROVINCIAL LABORATORIES  
Year 1955

|  | Edmonton       | Calgary       |
|--|----------------|---------------|
| <b>CONTROL OF COMMON INFECTIONS</b>            |                |               |
| Diphtheria .....                               | 3,649          | 920           |
| Enteric-dysentery .....                        | 5,656          | 2,574         |
| Fungus infections .....                        | 1,219          | 59            |
| Intestinal Parasites .....                     | 262            | 58            |
| Naso-pharyngitis .....                         | 8,067          | 1,615         |
| Tularaemia serology .....                      | 1,846          | 1,090         |
| Tuberculosis .....                             | 10,087         | 2,009         |
| Undulant Fever serology .....                  | 1,846          | 1,090         |
| Whooping Cough .....                           | 17             | 19            |
| <b>OTHER DIAGNOSTIC AND MISCELLANEOUS</b>      |                |               |
| Animal inoculations (other than T.B.) .....    | 128            | 8             |
| Antibiotic, etc., sensitivities - disc .....   | 74,397         | 16,479        |
| ..... tube .....                               | 14             | 696           |
| Blood cultures .....                           | 1,032          | 148           |
| Leptospirosis .....                            | 238            | ---           |
| Miscellaneous .....                            | 14,816         | 3,645         |
| Paul Bunnell test .....                        | 1,016          | 150           |
| P.M. Bacteriology .....                        | 267            | ---           |
| Referred cultures .....                        | 222            | 33            |
| Special investigations .....                   | 1,834          | 2             |
| Trichomonas .....                              | 3,233          | 853           |
| Virus infections .....                         | 56             | ---           |
| <b>VENEREAL DISEASE CONTROL</b>                |                |               |
| Chancroid, etc. ....                           | 12             | ---           |
| Gonorrhoea - Smears: .....                     | 10,522         | 5,874         |
| Gonorrhoea - Cultures: .....                   | 3,435          | 853           |
| Syphilis .....                                 | 115,006        | 34,411        |
| <b>SANITARY BACTERIOLOGY</b>                   |                |               |
| Food Products .....                            | 50             | 7             |
| Milk and Cream .....                           | 2,764          | 4,263         |
| Water .....                                    | 5,606          | 7,015         |
| Utensils .....                                 | ---            | ---           |
| <b>PATHOLOGY</b>                               |                |               |
| Diagnostic cytology - blood smears .....       | 340            | 169           |
| ..... bone marrow .....                        | 25             | 14            |
| ..... fluids .....                             | 351            | 376           |
| Routine diagnostic histology - specimens ..... | 13,241         | 4,272         |
| Routine diagnostic autopsies .....             | 353            | 18            |
| Medico-legal autopsies .....                   | 59             | ---           |
| Referred diagnostic histology .....            | 16             | ---           |
| Pregnancy Diagnosis - Frog Test .....          | 548            | ---           |
| ..... Rabbit Test .....                        | 47             | ---           |
| <b>Totals</b> .....                            | <b>282,277</b> | <b>88,720</b> |

TABLE 2  
CONTROL OF ENTERIC-DYSENTERY INFECTIONS

| EXAMINATIONS                  | Edmonton | Calgary |
|-------------------------------|----------|---------|
| Blood and Clot Cultures ..... | 1,855    | 1,081   |
| Faeces Cultures .....         | 1,744    | 369     |
| Urine Cultures .....          | 20       | 18      |
| Other Examinations .....      | 191      | 16      |
| Serological tests .....       | 1,846    | 1,090   |
| DETAILS OF ISOLATIONS         |          |         |
| SALMONELLA                    |          |         |
| S. typhosa .....              | 6        | 3       |
| S. paratyphosa B. ....        | 4        | —       |
| S. bareilly .....             | —        | 2       |
| S. heidelberg .....           | 2        | 2       |
| S. stanley .....              | 1        | —       |
| S. typhi-murium .....         | 6        | 10      |
| SHIGELLA                      |          |         |
| Sh. flexneri .....            | 9        | 3       |
| Sh. sonnei .....              | 125      | 5       |

TABLE 3  
CONTROL OF TUBERCULOSIS

| EXAMINATIONS              | Edmonton     | Calgary      |
|---------------------------|--------------|--------------|
| Microscopic .....         | 4,901        | 922          |
| (positive) .....          | (187)        | (11)         |
| Culture .....             | 2,996        | 777          |
| Animal inoculations ..... | 2,190        | 310          |
| SPECIMENS                 |              |              |
|                           | No. Positive | No. Positive |
| Pulmonary .....           | 3,878 349    | 1,158 11     |
| Meningeal .....           | 108 10       | 47 4         |
| Renal .....               | 642 75       | 520 10       |
| Other .....               | 326 46       | 130 4        |

TABLE 4  
CONTROL OF SYPHILIS

| BLOODS   | Edmonton | Calgary |
|--|----------|---------|
| Examinations -   |          |         |
| Presumptive Kahn .....   | 98,457   | 27,589  |
| Standard Kahn .....  | 6,864    | 2,735   |
| Quantitative Kahn .....  | 850      | 264     |
| Wassermann (Kolmer) .....  | 7,040    | 2,852   |
| CEREBRO-SPINAL FLUIDS  |          |         |
| Examinations - Wassermann (Kolmer) .....                               | 1,795    | 971     |
| Blood and cerebro-spinal fluid "positive" to reaction .....            | 682      | 264     |
| Pre-marital Bloods submitted according to Provincial Regulations ..... | 11,866   | 7,647   |
| Positive to reaction .....   | 15       | 7       |

TABLE 5  
SANITARY CONTROL MILK AND CREAM

|   | Edmonton | Calgary |
|---|----------|---------|
| Milk and Ice-cream (No. of specimens) ..... | 1,701    | 1,965   |
| Coliform test .....                         | 629      | 1,527   |
| Plate count .....                           | 1,696    | 1,970   |
| Phosphatase .....                           | 214      | 400     |
| Butter-fat .....                            | 225      | 206     |
| Milk bottles-rinse water .....              | —        | 155     |
| Other examinations .....                    | —        | 106     |

TABLE 6  
SANITARY CONTROL WATER

|   | Edmonton | Calgary |
|---|----------|---------|
| Water (No. of specimens) .....                  | 3,844    | 3,509   |
| Coliform test -                                 |          |         |
| Presumptive .....                               | 1,489    | —       |
| Confirmed .....                                 | 1,735    | 3,509   |
| Special .....                                   | 620      | —       |
| Plate Count .....                               | 1,762    | 3,509   |
| Waters found bacteriologically unsuitable ..... | 723      | 1,405   |

TABLE 7  
SERA AND VACCINES DISTRIBUTED

All supplied by Connaught Laboratories unless otherwise noted.

|   | Edmonton | Calgary |
|---|----------|---------|
| IMMUNIZING AGENTS                                       |          |         |
| Diphtheria - Diluted Diphtheria Toxoid - 1 person ..... | 12       | 1       |
| 2½ c.c. reactors .....                                  | 3        | 22      |
| Schick Test Toxin - 25 persons .....                    | 263      | 177     |
| Toxoid - 1 person .....                                 | 529      | 604     |
| 6 c.c. ....   | 483      | 241     |
| Diphtheria combined                                     |          |         |
| Diphtheria and Pertussis - 1 person .....               | 1,071    | 1,084   |
| 9 persons .....   | 289      | 127     |
| Diphtheria, Pertussis and Tetanus - 1 person .....      | 6,398    | 5,651   |
| 9 persons .....   | 2,468    | 913     |
| Diphtheria and Tetanus - 1 person .....                 | 814      | 638     |
| 9 persons .....   | 303      | 199     |
| Enteric - Typhoid-Paratyphoid - 1 person .....          | 608      | 588     |
| 10 c.c. ....  | 682      | 627     |

TABLE 7 (con't)

|   |       |       |
|---|-------|-------|
| Enteric combined - T.A.B.T. - 3 c.c.                                      | 498   | 730   |
| 25 c.c.   | 94    | ---   |
| Measles - Anti-Measles - 5 c.c.   | 1,360 | 814   |
| Immune Serum Globulin - 2 c.c.  | 47    | 18    |
| 5 c.c.  | 4,098 | ---   |
| 10 c.c.   | 2     | ---   |
| Rocky Mt. Spotted Fever (Lederle Lab.) - 3 c.c.                           | 4     | 8     |
| 50 c.c.   | ---   | ---   |
| Scarlet Fever - Dick Toxin - 10 persons                                   | 106   | 198   |
| Scarlet Fever Toxin -   | ---   | ---   |
| 1 person  | 223   | 136   |
| 6 persons   | 57    | 18    |
| Strength "A" - 30 doses (large)   | 7     | ---   |
| Strength "B" - 30 doses (large)   | 7     | ---   |
| Strength "C" - 30 doses (large)   | 4     | ---   |
| Strength "D" - 30 doses (large)   | 4     | ---   |
| Strength "E" - 30 doses (large)   | 4     | ---   |
| Smallpox - 1 point  | 2,785 | 3,843 |
| 10 points   | 5,043 | 2,761 |
| Staphylococcal infection - Staphylococcus Toxoid - 2 c.c.                 | 200   | 268   |
| Tetanus (see Diphtheria and Enteric combined) - Tetanus Toxoid - 1 person | 724   | 238   |
| Whooping Cough (see Diphtheria combined) - Pertussis Vaccine - 1 person   | 259   | 387   |
| 9 persons   | 16    | 43    |
| Vaccines, other -   | ---   | ---   |
| Autogenous Vaccine (Prov. Lab.) - 25 c.c.                                 | 47    | 11    |
| Rabies Vaccine - 14 c.c.  | 90    | ---   |
| Poliomyelitis Vaccine -   | ---   | ---   |
| 6 c.c.  | 589   | ---   |
| 6 x 6 c.c.  | 2,342 | ---   |

THERAPEUTIC AGENTS

|   | Edmonton | Calgary |
|---|----------|---------|
| Diphtheria - Antitoxin - 1,000 units                      | 239      | 21      |
| 10,000 units  | 74       | 52      |
| 20,000 units  | 149      | 32      |
| Gas Gangrene - Antitoxin - 4,000 units (Parke, Davis Co.) | 51       | 105     |
| 10,000 units (Connaught Lab.)                             | 277      | 209     |
| Scarlet Fever - Antitoxin - 3,000 units (syringe)         | 36       | 54      |
| 9,000 units (vial)  | 16       | ---     |
| 9,000 units (syringe)                                     | 10       | 209     |
| Snakebite Antivenin - (John Wyeth & Bros. Ltd.) - 15 c.c. | 17       | 2       |
| Staphylococcus - Antitoxin - 10,000 units                 | 2        | 11      |
| 20,000 units  | ---      | ---     |
| Tetanus - Antitoxin - 1,500 units                         | 1,303    | 1,518   |
| 10,000 units  | 38       | 55      |
| 20,000 units  | 22       | 42      |

TABLE 8

MINIMUM COMMERCIAL VALUE ASSESSED FROM RECOMMENDED PROVINCIAL SCALES

|                                       | Edmonton Value | Calgary Value | Total               |
|---------------------------------------|----------------|---------------|---------------------|
| Examination                           | 3,649          | 920           | \$ 4,569.00         |
| Diphtheria                            | \$ 3,649.00    | \$ 920.00     | \$ 4,569.00         |
| Enteric-dysentery                     | 5,656          | 2,574         | 16,460.00           |
| Fungus infections                     | 1,219          | 59            | 3,834.00            |
| Intestinal parasites                  | 262            | 58            | 320.00              |
| Naso-pharyngitis                      | 8,067          | 1,615         | 9,682.00            |
| Tularaemia serology                   | 1,846          | 1,090         | 1,468.00            |
| Tuberculosis                          | 10,087         | 2,009         | 24,192.00           |
| Undulant Fever serology               | 1,846          | 1,090         | 1,468.00            |
| Whooping cough                        | 17             | 19            | 72.00               |
| Animal inoculations (other than T.B.) | 128            | 8             | 408.00              |
| Antibiotic etc. sensitivities - disc  | 74,397         | 16,479        | 18,175.20           |
| tube                                  | 14             | 696           | 710.00              |
| Blood cultures                        | 1,032          | 148           | 2,360.00            |
| Leptospirosis                         | 238            | ---           | 476.00              |
| Miscellaneous                         | 14,816         | 3,645         | 18,461.00           |
| Paul Bunnell Test                     | 1,016          | 150           | 2,332.00            |
| P.M. Bacteriology                     | 267            | ---           | 267.00              |
| Referred cultures                     | 222            | 33            | 765.00              |
| Special investigations                | 1,834          | 2             | 5,508.00            |
| Trichomonas                           | 3,233          | 853           | 4,086.00            |
| Virus infections                      | 56             | ---           | ---                 |
| Chancroid etc.                        | 12             | 24.00         | 24.00               |
| Gonorrhoea - Smears                   | 10,522         | 5,874         | 16,396.00           |
| Gonorrhoea - Cultures                 | 3,435          | 853           | 4,288.00            |
| Syphilis                              | 115,006        | 34,411        | 298,834.00          |
| Food Products                         | 50             | 7             | 114.00              |
| Milk and Cream                        | 2,764          | 4,263         | 14,054.00           |
| Water                                 | 5,606          | 7,015         | 25,242.00           |
| Utensils                              | ---            | ---           | ---                 |
| Diagnostic cytology - blood smears    | 340            | 169           | 1,018.00            |
| bone marrow                           | 25             | 14            | 78.00               |
| fluids                                | 351            | 376           | 2,181.00            |
| Routine diagnostic                    | ---            | ---           | ---                 |
| histology - specimens                 | 13,241         | 4,272         | 87,565.00           |
| Routine diagnostic autopsies          | 353            | 18            | 9,275.00            |
| Medico-legal autopsies                | 59             | ---           | 5,900.00            |
| Referred diagnostic histology         | 16             | ---           | 160.00              |
| Pregnancy Diagnosis - Frog Test       | 548            | ---           | 2,740.00            |
| Rabbit Test                           | 47             | ---           | 235.00              |
| <b>TOTALS</b>                         | <b>282,277</b> | <b>88,720</b> | <b>\$583,717.20</b> |

## Division of Sanitary Engineering

H. L. HOGGE, B.Sc., *Director*

---

Environmental sanitation in Alberta made significant continual progress during 1955.

The efforts of Provincial and Health Unit sanitary inspectors has resulted in marked improvements of sanitation practices, particularly in restaurants, milk supplies, slaughter houses and refuse disposal grounds. The rapid growth in population and the growth in the amount of oil and other industrial expansion has created some unsatisfactory temporary housing areas in new oil field and construction centres. Permanent town sites providing good standards are developing in all instances and it is only during the transition period from the time of inception to the end of construction that undesirable conditions may develop. The staff of Provincial Sanitary Inspectors remains at three, the same as in 1954.

Plumbing Inspection work at industry and suburban developments outside urban municipal boundaries, demanded a large part of Provincial Plumbing Inspectors' time this past year. Also of interest in this field, was the work in evaluating the use of small, paper medium, water filters and chlorinators to remove impurities from irrigation and other surface waters. A start was made on the study of private sewage disposal systems in setting up of ground temperature measurement equipment. The staff of this section is unchanged at two.

The municipal waterworks and sewerage systems in operation increased by 12 and 23 respectively. There are now 144 waterworks systems and 145 sewerage systems in use providing service to over 50% of the provincial population. Numerous extensions to existing systems were made and plans for two new storm sewer systems were finalized.

Stream sanitation work of 1955 included additional field work on the Oldman and South Saskatchewan River and the completion of the report on this drainage system. A rigid program of testing the North Saskatchewan River downstream from Edmonton was maintained throughout the winter months and only on two or three occasions was any adverse pollution observed. The staff of the engineering and stream sanitation section was unchanged at three engineers, one chemist, one technician and one part-time sanitary engineer.

Further details of the Division of Sanitary Engineering activities in the fields of sanitation, plumbing, engineering and stream pollution are included below.

### 1. *Engineering*

The main functions of the engineering staff have been the checking of engineering plans for proposed new water and sewer systems, extensions to existing systems, assessing the operation efficiency of sewage treatment units and assisting municipalities in the operation of water and sewage treatment plants.

A total of 150 certificates of approval for this work were recommended as follows:

*Water and Sewer Construction Approval—1955*

A. *New Systems—*

L

| <i>Provisional</i> |                   | <i>Final</i>   |                   |
|--------------------|-------------------|----------------|-------------------|
| Number             | Estimated Cost    | Number         | Estimated Cost    |
| Water .....        | 7 \$ 503,009.00   | Water .....    | 14 \$1,076,463.00 |
| Sewer .....        | 7 370,182.00      | Sewer .....    | 13 897,783.00     |
| Storm Sewer ..     | 2 170,900.00      | Storm Sewer .. | 4 374,678.00      |
| Total .....        | 16 \$1,044,091.00 | Total .....    | 31 \$2,348,924.00 |

B. *Extensions to Existing Systems—*

L

|                               | <i>Provisional</i> |                | <i>Final</i> |                 |
|-------------------------------|--------------------|----------------|--------------|-----------------|
|                               | No.                | Estimated Cost | No.          | Estimated Cost  |
| 1. Water Supply and Treatment | 8                  | \$ 796,822.00  | 10           | \$ 1,092,200.00 |
| 2. Sewage Treatment           | 3                  | 145,800.00     | 8            | 3,008,300.00    |
| 3. Water Mains and Sewers     | 12                 | 4,568,643.00   | 56           | 8,173,245.00    |
| 4. Storm Sewers               | .....              | .....          | 6            | 3,613,748.00    |
| TOTAL                         | 23                 | \$5,511,265.00 | 80           | \$15,887,493.00 |

The total number of certificates issued were 39 Provisional and 111 Final: the estimated cost of the construction being \$6,555,256.00 and \$18,236,417.00 respectively.

It is significant that large expenditures were made to construct extensions to water supply and sewage treatment facilities for existing systems to provide a higher standard of service and to meet stream pollution control requirements.

A number of visits were made to towns and villages to discuss the operation of the systems during the summer. Also tests were made to determine the efficiency of the sewage treatment plants. The majority of the engineers' time continues to be used in checking the plans of proposed construction for waterworks and sewerage systems and swimming pools.

2. *Stream Sanitation*

During the winter seasons, control checks of the North Saskatchewan River downstream from Edmonton were made regularly. The main sampling point was at Fort Saskatchewan where continuous samples were collected five days of the week during January, February and March. Grab samples were also obtained daily at the Beverly Bridge and at the outfall of a major industry. Occasional checks were also made of other industries and of the river water downstream from Fort Saskatchewan. The results of this checking program showed that industries had made very good improvements over the previous year. Pronounced odors in the river were noted only two or three times in the period January - April, 1955, and these were the result of accidental spills. In the fall of 1955 one of the major industries installed two special tanks to control these spills. These tanks are used alternately; one to receive the effluent for 24 hours while the other is

releasing effluent if it has been found satisfactory, otherwise it is diverted to large storage ponds and not released to the river. This procedure has proven very successful. The primary sewage treatment plant serving the south-west section of Edmonton was placed in operation during the latter part of the winter. The construction of the main sewage treatment plant and its associated intercepting sewer was proceeded with but not completed by the end of the year.

A report on the studies of the Oldman and South Saskatchewan Rivers was completed this fall and was circulated to all municipal governments concerned, industries and interested organizations. In some cases there is a need for increased sewage treatment facilities, however conditions noted were generally quite good. The winter flows in the South Saskatchewan River are at a high level due to hydro-electric facilities on the Bow River. The low periods of flow in these rivers will be during August and September due to irrigation use of water.

Also investigated during the year, were a number of new industries proposing to establish in the province. Largest of these was a pulp and paper mill to be constructed on the Athabasca River near Hinton.

### 3. *Sanitary Inspection Section*

The year 1955 saw the staffing of the Peace River Health Unit. This, coupled with expansions in the staffs of other Health Units and City Health Departments, resulted in the employment in the Province at the year's end, of one part-time and fifty full-time Sanitary Inspectors.

The Town of Wainwright passed a compulsory pasteurization by-law during the year, becoming the 37th municipality to do so. New pasteurizing plants were opened at Castor, Excel, South Edmonton and Valleyview, while the plant at Raymond which closed during 1954 was re-opened. At the year's end there were 84 pasteurizing plants in the province supplying milk to the public while a further six operated for the benefit of schools and institutions.

One license was issued under Provincial Board of Health Regulations to a meat canning plant under the supervision of the City of Edmonton Health Department. A plant formerly operated in Calgary was destroyed by fire.

Final Certificates of Approval were issued covering 14 new cemeteries which completed the establishment procedure provided by the cemetery regulations. Inspections of the proposed sites before approval were carried out by the Division of Sanitary Engineering or the Health Unit concerned. The Division co-operated closely with the Department of Highways and Municipal Districts in regard to those sites adjacent to Provincial Highways and District Roads.

During the year 14 restaurant closure orders were issued by Local Boards of Health in accordance with the provisions of Provincial Board of Health Restaurant Regulations. In ten of these cases, required changes were made within the seven day

waiting period and therefore the restaurants did not actually close. In the other four cases the improvements were made after closure and the restaurants were then permitted to re-open.

An examining board of the Canadian Public Health Association tested eight candidates for the Certificate of Sanitary Inspection (Canada) in Calgary in September. All the candidates were successful. With one exception all had been covering vacancies in the Armed Forces, City Health Departments or Health Units. The one exception will no doubt be absorbed into one of the new Health Units planned for 1956. Health Units with vacancies for Sanitary Inspectors in 1956 may have difficulty filling them with suitable persons as there is no pool of trained inspectors or student inspectors on which to draw.

The three Provincial Sanitary Inspectors employed in the Division of Sanitary Engineering, operating from offices in Edmonton and Calgary, continued the program of assisting Local Health Authorities in dealing with sanitation matters. In carrying out this program, a total of 1,051 inspections were made which may be compared with 1,169 made in 1954. The reduction in the total number of inspections was necessitated by two differences in the inspection service. These were inclusion of a limited program of logging camp inspections in the early part of the year and a year long intensification of the Division's dairy farm inspection program. These programs required getting into locations distant from major highways, at times over difficult roads and an increase in the amount of time on each inspection.

The logging camp inspection program was carried out in two sections of the province, around Lesser Slave Lake and in the Edson district. It was thought that these areas would be representative of the province. A wide variation of sanitary conditions was found in each area running from very good to poor. Approximately 30% of the employees in the camps inspected were found to be housed in camps where standards of comfort were low or where health dangers existed. The short working season, the locations of these camps and the difficult and frequently hazardous road conditions make inspections difficult to carry out. These factors when considered with the importance of the other duties of Provincial Sanitary Inspectors and the limitation placed by the size of the staff prevent routine inspection of more than a limited number of logging camps during each season.

Inspections were made at a number of other Industrial and Construction camps including some road building camps, oil development camps and camps associated with the Hinton pulp mill project. In many of these cases it was possible to make follow-up inspections and in this way to secure worthwhile improvements. In all 73 inspections were made under this classification including the logging camp inspections referred to above.

The Provincial Sanitary Inspectors made 145 inspections in other classes of living accommodation, including tourist camps, trailer coach parks and housing.

The Division's program at milk pasteurizing plants and dairy farms supplying these plants was intensified during the year. This was done because of poor conditions noted in the pre-

vious year and the public's reliance on pasteurized milk. A total of 298 inspections in milk handling premises were made which may be compared with 236 inspections made in 1954.

The 16 milk pasteurizing plants located outside cities and health units were fully inspected up to three times each during the year. In order to form an assessment of progress, a system of scoring the inspection reports was devised. Under the system used five points for each condition marked "fair" and ten points for each condition marked "poor" are deducted from a maximum score of 100. The average score for the first inspection was 52 while the average for all inspections during the year was 56. Two plants had average scores over 80, eight had average scores of 60 to 79, while six had average scores below 59. It is anticipated that programs under way in some plants at the year's end will result in substantial improvements in 1956.

The increasing use of raw milk quality control programs by milk plants together with an increase in this Division's inspection service to dairy farms, has resulted in some improvement in the conditions under which milk is supplied to pasteurizing plants in some communities. In other areas much of the milk reaching the pasteurizing plant is of poor quality. A further increase in the number of inspections at dairy farms appears desirable if this can be accomplished by reducing inspections in other classifications.

Two hundred and ninety inspections were made at restaurants and other food handling establishments in 1955 as compared with 429 in 1954. This reduction was made to permit increased attention to milk supplies and industrial and construction camps. It appeared that some reduction in the number of restaurant inspections could be made in view of the generally improved conditions throughout this industry which have been achieved in the past few years. The high rate of change in staffs in restaurants requires a degree of vigilance to ensure that improper practices are eliminated as they reappear.

During the year, Provincial Sanitary Inspectors co-operated in two courses for food handlers. The first of these was held in Banff under the sponsorship of the Restaurant Association while the second was held at Fairview under the direction of the Department of Agriculture. The plans for both of these courses were quite ambitious but in both cases the response did not measure up to that anticipated. A consideration of what happened in each case makes it appear that courses for food handlers should be of not more than two days duration and planned to draw people from the immediate community only. Courses of such short duration would of course have to be limited largely to public health aspects of food handling. It appears, therefore, that such courses should be arranged by Local Health Authorities who could be assisted by the Provincial Department.

Ninety-two inspections of wells, other private water supplies and private sewage disposal systems were made. As a result of these, the Provincial Sanitary Inspectors were able to advise the users concerning proper improvements and measures to ensure safety.



Inspections were made at 78 waste disposal grounds during the year. These inspections have been designed to draw to the attention of municipal authorities, any changes which may be desirable and which will prevent these places being breeding areas for flies and harbours for rats.

The construction of a pulp mill near Hinton brought large numbers of men and their families into an area where there was little accommodation available. As a result, it was desirable that an extensive inspection service be maintained in this area. This was done and from the first of July until the year's end; the Hinton area was visited during nine weeks.

The establishment during the year of the Peace River Health Unit has removed a considerable area at some distance from headquarters from the area served by Provincial Sanitary Inspectors. This has permitted a proportional increase in the service elsewhere. At the year's end, the Sanitary Inspectors employed by the Division were providing a service to a population of approximately 175,000 outside of cities and health units. The service offered can not cover all sanitation matters but the Provincial Sanitary Inspectors try to provide a basic coverage of the more important matters in the field of sanitation.

#### 4. *Plumbing Inspection Section*

This year saw a marked decline in the number of plumbing permits issued by this office; however, an increase was observed in the number of permits issued throughout the province, to cover the installation of plumbing in industrial type buildings, schools, etc. A total of 249 permits were issued to a value of \$3,431.50.

The fact that a permit is not required from this office in order to install plumbing in a farm home, makes it impossible to give an accurate account of all plumbing fixtures installed, but the following figures will represent the actual total within about 5%:

|                     |        |                       |        |
|---------------------|--------|-----------------------|--------|
| Water closets ..... | 17,184 | Lavatories .....      | 17,678 |
| Baths .....         | 11,955 | Sinks .....           | 11,972 |
| Laundry tubs .....  | 1,274  | Special Fixtures..... | 4,016  |

The number of privies eliminated through the installation of plumbing was 1,748.

During the year 1955 a project was initiated in which the temperature of the ground could be measured at various depths below a weeping tile effluent disposal system. The project was installed in the disposal system serving a large school near Edmonton but as yet insufficient data is available to report on the progress of the project.

A further project was commenced and completed during this year. This project was designed to determine if water taken from irrigation canals or from surface storage ponds could be filtered economically. The results of this project indicate that a simple type commercial paper filter can be used with a marked degree of success.

This office assisted the Department of Agriculture on two occasions with the holding of short courses, on farm home plumbing and sewage disposal installations. These courses were organized by the Department of Agriculture at Mallaig and at Athabasca. The inspector for this office supplied material and lectured to those attending. These courses allow this office to assist farmers with their problems regarding the installation of plumbing and are carried out by making use of practical demonstrations as well as theory discussions. It is felt that by going directly to the farmer, we will promote the installation of better plumbing and thereby save the farmer a considerable amount financially and improve the operation of the entire system.

A course in plumbing inspection was held in Fairview, Alberta, and was attended by nine plumbing inspectors from various towns and villages in the Peace River area. This course was similar to others held in past years and was considered valuable by those attending.

During 1955 personnel from this office met with representatives of the plastic pipe manufacturing industry as well as with representatives of the manufacturers of the raw material used to make plastic pipe. The discussions were designed to discover methods whereby various installation problems concerning the use of plastic pipe could be overcome. These discussions have prevented the improper use of this product and also familiarized all concerned with the problems faced by each group.

This Division viewed a number of hospital and school plans as well as extensive plans regarding the installation of plumbing in the large number of industrial projects being constructed throughout the Province.

Various new products have been invented which require the approval of this office before they could be marketed within the province. A noticeable increase in the use of plastic, as well as fibre-glass combined with various resins, molded into fixtures has been the latest materials used in the manufacture of various types of fixtures.

During 1955 it became obvious that some amendments were required with regard to the existing Plumbing and Drainage Regulations. These amendments were prepared and presented to the Provincial Board of Health for approval.

**CIVIL SERVICE NURSE**

K. E. JORGENSEN, R.N.

Statistics have shown us that many of the major illnesses are on the decline and the general health of the province is improving.

For six months, March to August 1955 (inclusive) there were over double the number of office calls as compared to the corresponding months for the previous year. For the remaining six months there were a high percentage more.

I wish to submit the following figures:

|                              | 1955  | 1954  |
|------------------------------|-------|-------|
| Office Calls .....           | 4,920 | 3,253 |
| Home Calls .....             | 458   | 404   |
| Drove ill patients home..... | 76    | ..... |
| Compensation Cases.....      | 210   | 94    |

## DIVISION OF ARTHRITIS SERVICES

R. K. THOMSON, M.D., *Director*

---

The Division of Arthritis, Department of Public Health, with Clinics in the Alberta Jasper Building, Edmonton; and Holy Cross Hospital, Calgary; continues to accept patients up to the age of twenty-five years.

Since the Clinics opened in December, 1949, a total of 291 patients have been referred for examination and investigation, at the request of their family physician. Of this number, 158 patients were found to be definitely suffering from Rheumatoid Arthritis. As of December 31st, 1955, 29 of these have become ineligible for treatment due to having reached their twenty-fifth birthday. This means that the actual number of patients under active treatment with Rheumatoid Arthritis is 129. Of this number, there were 36 new cases in 1955.

For the third consecutive year, the total hospital days has dropped, in spite of an increase in the number of patients being cared for by the Division. Fifteen of the 50 new cases seen in 1955 required some period of hospitalization.

It is felt that some of the reduction in hospitalization has been due to the fact that cases are being seen at an earlier stage and thereby, either in the Clinic or in co-operation with the doctor, effective treatments have been instituted on an out-patient or home level. Another reason for this reduction of hospital utilization has been the ability to use physiotherapist aids in the home. This procedure tends to keep people on a home regime and to leave hospital beds for more active usage.

There continues to be a very marked saving through the Provincial Government buying drugs in bulk lots and having them distributed from the Edmonton Clinic on the authority of the Director. There has been a wider response to the use of the newer hormone preparations within the last year and with the aid of some of these drugs, it is possible to tide patients through the acute phases at home, or to shorten their hospital stay. Some of the newer derivatives of Cortisone and Hydrocortisone in particular have been of real value. They continue to be drugs which must be carefully supervised in distribution and usage.

While Rheumatoid Arthritis continues to exact a great toll in younger people, it appears that within the last year or two it is now possible to carry these younger people through to a stage of well being with a considerable reduction in the amount of deformity. It is true that observation of these cases may have to continue for many years, but the general impression is that they have a somewhat better outlook now than they had ten years ago.

A statistical compilation of cases treated in 1955 is attached hereto.

## STATISTICAL COMPILATION OF CASES TREATED IN 1955

|  | Edmonton | Calgary | Total |
|--|----------|---------|-------|
| Initial Examinations made .....                              | 31       | 19      | 50    |
| Repeat Examinations made .....                               | 177      | 141     | 318   |
| Rheumatoid Arthritis Cases in<br>1955 (new) .....            | 23       | 13      | 36    |
| Total Rheumatoid Arthritis Cases<br>under the Division ..... | 87       | 42      | 129   |
| Hospital Days .....  | 364      | 64      | 428   |
| Physiotherapy Treatments—                                    |          |         |       |
| (a) Hospital patients .....                                  | 98       | 23      | 121   |
| (b) Out-patients .....                                       | 87       | 131     | 218   |
| Injections .....   | 46       | 95      | 141   |
| Office Visits .....  | 35       | 45      | 80    |

## Total Treatment Days, January 1st to December 31st, 1955:

|                                |     |
|--------------------------------|-----|
| Hospital Days .....            | 428 |
| Physiotherapy .....            | 339 |
| Clinic and Office Visits ..... | 448 |

---

TOTAL TREATMENT DAYS .....1,215

## Division of Cerebral Palsy Clinics

F. G. DAY, M.D., *Director*

---

During the past twelve months, the Cerebral Palsy Clinics have continued their services for the diagnosis and treatment of the cerebral palsied in the province.

### *CALGARY CLINIC*

This clinic has continued to operate under Dr. T. A. Richardson's direction, with a weekly diagnostic clinic Thursday mornings, and a daily out-patient clinic. During the year seventy-four cerebral palsied cases benefited from treatments for varying lengths of time of from six weeks to nine months. Twenty-five of these were new cases and forty-nine were re-admissions. The monthly average number of cases throughout the year was 26.9 with an average daily attendance of 17.8.

#### *Speech Therapy*

During the six months that the service of the Speech Therapist was available, forty-five cases received instructions, with average monthly attendance of 20.4 and a total of 1,245 separate sessions.

#### *Physiotherapist*

The physiotherapy services were available for nine and one half months only. The total treatments being two thousand with sixty-four different cases being seen. Thirty showed considerable improvement, twenty average and the remaining little improvement.

#### *Occupational Therapist*

A total of 2,320 instructions were given by the Occupational Therapist with fifty-five cases benefiting and a monthly average attendance of twenty.

#### *School*

The School Teacher, who is employed through the Calgary School Board for ten months of the year, instructed twenty-six children. Nineteen in Grade I; three in Grade II; two in Grade IV; and one in each of Grade V and VI. A total of 1,639 instructions were given.

#### *Examining Clinics*

During the year, thirty-four new cases were examined, twenty-four being diagnosed as cerebral palsy and ten miscellaneous or pending further investigation. There were two hundred and thirty reviews for evaluation instructions or orthopedic corrections.

#### *Total Number of Out-patients on Home Management:*

13 were mild cases who go to school.

28 were too young for a full program.

- 3 were referred to the Provincial Training School, Red Deer.
- 2 were referred to the School for the Deaf.
- 35 were seen for evaluation or orthopedic appliance.
- 2 deceased.
- 10 moved away or did not keep appointments.
- 5 were for supervision following surgery.

### *Braces*

- 6 Bilateral long-leg braces.
- 7 Unilateral short-leg braces.
- 4 Bilateral short-leg braces.
- 14 Perlstein night splints.
- 7 Miscellaneous braces.
- 63 Repairs or adjustments.
- 54 Shoe corrections.

### *Instructions*

A film "Search" was shown to the Southern Alberta Parents' Group, and five lectures were given by members of the clinic staff on cerebral palsy in various locations. Two hundred nurses from the Alberta Red Cross Crippled Children's Hospital and the Holy Cross Hospital attended the clinic for instructions in the diagnosis and treatment of cerebral palsy.

### *EDMONTON CLINIC*

During 1955 there were 86 cerebral palsy cases that benefited from treatments, on a rotating basis of varying lengths of time. Of these 21 were new cases; 7 were children excused from the regular or opportunity classrooms for their treatments once a week or as often as indicated; 3 came for only a short observation period; and the remaining 55 were re-admissions. The monthly average number of cases throughout the year was 35 with an average daily attendance of 21.

### *Speech Therapy*

During 1955, 60 cases received treatments from the Speech Therapist with a total of 1,318 separate clinical sessions. The drop of 568 from the previous year's figure was brought about by the resignation of the Speech Therapist in April, followed by a two-month delay before the arrival of his successor.

The use of the Monahan Respirator passed from the merely experimental stage to an established method of helping patients to gain some respiratory control.

Insomuch as clinic policy is now leaning towards the earlier admission of the cerebral palsied child, it is felt that the opportunity to instruct parents afforded by such a policy will be a great benefit in the prevention of the formation of bad habits and patterns in early life.

Closer liaison has been brought about between the speech therapy service and the City's leading Hearing Aid Specialist, the latter offering free testing facilities and in cases where use of a

hearing aid seems indicated, the free loan of an instrument for a trial period of two months.

Overall progress has been satisfactory, but amongst those cases seen and given trial periods there have been a few cases for whom in retrospect it would appear that treatment had not been indicated, their disability being too gross.

### *Physiotherapy*

Total number of treatments given by the Physiotherapist during the year was 2,438 with 68 different cases being seen.

*Progress has been as follows:*

- 6 commenced standing.
- 12 commenced learning to walk.
- 5 commenced using canes.
- 3 commenced walking alone.
- 4 minor improvement.
- 2 trial period only.

### *Out-patients: (Baby Clinic)*

Babies have been seen each Wednesday afternoon with parents in attendance, until the parents are aware of the proper procedures. They are then seen every other week or whatever time is indicated by the Director. Out of these, all but 2 showed good progress, and most of these (9) are ready for in-patient treatments now. It would seem that the greatest amount of progress can be attained when the cerebral palsied child is referred to the clinic for observation at the earliest possible age.

### *Occupational Therapy*

During the past year the Occupational Therapist has given 2,053 treatments with a total of 70 different cases. Five wore hand braces and six worked at feeding skills. The majority worked to master the various dressing skills and self-care activities.

### *School*

Forty-six pupils received instructions from the teacher in the special classroom while attending the clinic for treatments. Of these, 8 made little progress due to low intelligence. The others have progressed socially and academically at reading readiness and Grade I levels. Nine have been attending day school since September. The total clinical educational instructions for the year were 2,307.

Out-patients during the year numbered 10. Eight of these are adjusting well in day or opportunity classes and making good progress.

Cerebral palsied children from the rural areas reviewed at the Clinic and receiving advisory instructions via parents, are successfully attending rural and town classrooms.

Homebound children use the correspondence lessons effectively except in Grades I and II depending on their disabilities.



*Roving Teacher*

A roving teacher was provided for 10 senior pupils. Out of the class ending in June, 4 are now in day school classes. The present class includes 4 in Grade III, 2 in Grade II, and 4 in Grade I.

*Examining Clinics*

During the year, 56 clinics were held where 67 new cases were seen. Of this number, 48 were diagnosed as cerebral palsy and 6 are pending further investigation. Two Clinics were held for the administration of Salk vaccine for 15 children. There were 332 reviews for evaluation, instructions or orthopedic corrections.

*Total Number of Out-patients on Home Management*

- 20 mild cases under supervision.
- 23 were too young for a full program.
  - 2 were too severely handicapped to warrant treatments.
  - 4 were referred to the Co-ordinator of Disabled Pensions and Rehabilitation for assistance in vocational training.
- 28 were seen for orthopedic corrections.
  - 4 were follow-up of surgery.
  - 9 were referred to the Provincial Training School, Red Deer.
  - 1 was referred to the Retarded School.
  - 4 cases died during the year.
  - 10 moved away or did not keep appointments.

*Largactil*

Thirty-five cases were given a trial test of the drug, Largactil. This entailed considerable testing and retesting by the Physiotherapist and Occupational Therapist to assist in assessing its value. The results were published in the Canadian Medical Association Journal.

*Braces*

- 3 Bilateral long-leg braces with back braces.
- 2 Bilateral long-leg braces with pelvic band.
- 6 Bilateral long-leg braces.
- 4 Unilateral long-leg braces.
- 8 Unilateral below-knee braces.
- 8 Long-leg night braces.
- 24 Below-knee night braces.
  - 1 Plaster cast night splint.
  - 5 Hand braces.
  - 3 Elastic twisters.
- 79 Shoe adjustments.
- 125 Brace repairs or adjustments.

Twenty children were braced for the first time. Out of these, seven were able to commence standing or walking, the remaining were able to walk with a much improved gait. Night braces continue to be very successful.

*Instructions*

- 20 Student Nurses from the General Hospital.  
 24 Student Nurses from the Misericordia Hospital.  
 21 Public Health Nursing Students from the U. of A.  
 15 First-year Physiotherapy Students from the School of Physiotherapy.
- 32 Student Nurses from the Royal Alexandra Hospital.  
 24 Intermediate Students from the General Hospital.  
   1 Sociology Student from the U. of A.  
   8 Psychology Students from the U. of A.  
 12 New members of the Junior League.  
   Staff panel discussion at parents' meeting.

*Lectures and Film:*

- "A Day in the Life of a Cerebral Palsy Child"*  
 Student Nurses at the Royal Alexandra.  
 Student Nurses at the Misericordia.  
 Student Nurses at the General.  
 Public Health Nursing Students from the U. of A.

|                                      | STATISTICAL SUMMARY |         |       |
|--------------------------------------|---------------------|---------|-------|
|                                      | Edmonton            | Calgary | Total |
| Cases on the Register                | 86                  | 74      | 160   |
| Cases Receiving In-patient Therapy   | 105                 | 101     | 206   |
| Cases on Home-Management             | 68                  | 64      | 132   |
| Cases Receiving Physiotherapy        | 2,438               | 2,000   | 4,438 |
| Physiotherapy Treatments             | 70                  | 55      | 125   |
| Cases Receiving Occupational Therapy | 2,053               | 2,320   | 4,373 |
| Occupational Therapy Treatments      | 60                  | 45      | 105   |
| Cases Receiving Speech Therapy       | 1,318               | 1,245   | 2,563 |
| Speech Therapy Instructions          | 46                  | 26      | 72    |
| Attending School at Clinic           | 2,307               | 1,639   | 3,946 |
| Total Instructions                   |                     |         |       |
| Patients Examined:                   | 399                 | 264     | 663   |
| For Diagnosis                        | 67                  | 34      | 101   |
| Review Cases                         | 332                 | 230     | 562   |
| Admitted to Clinic:                  | 86                  | 74      | 160   |
| New Patients                         | 24                  | 25      | 49    |
| Re-admissions                        | 62                  | 49      | 111   |

## DIVISION OF TUBERCULOSIS CONTROL

G. R. DAVISON, M.D., *Director*

---

The year 1955 marks the thirty-seventh year of operation of Tuberculosis services in Alberta directly under government authority. From a comparatively small beginning a program of considerable magnitude has evolved. Grateful acknowledgment is made of the magnificent contribution of other major organizations to this program. The fields of endeavour are as follows:

1. Division of Tuberculosis Control provides;
  - (a) Free treatment and supervision of all known cases of tuberculosis.
  - (b) Free diagnosis which includes regular out-patient clinics, mobile x-ray and tuberculin skin testing surveys.
2. The Health Units and Nursing Division of the Department of Public Health carries out the field work.

Grateful thanks is tendered to other agencies for their valuable assistance in augmenting the services of the Division.

During the past thirty-seven years tuberculosis throughout the civilized world has lost the pre-eminent position as the leading cause of death. The mortality rate has gradually, but steadily declined, except in some war torn countries. Since 1947 the most rapid drop the world has ever seen has taken place. This is exemplified by the Alberta experience. For the eight years prior to 1947 the rate declined 18%, and for the subsequent eight years it was 74%. It is not expected that, when the official figures for 1955 are known, a further decrease will have occurred. The acceleration in the fall in the death rate is due primarily to the improvements in treatment that have resulted from the use of antimicrobial drugs which became available in 1947.

Unfortunately the number of people developing the disease is not yet decreasing. More cases were discovered and treated in sanatoria in 1955 than in either of the previous two years. Specific preventive measures and improvement in socio-economic measures are still lagging behind. To prevention of disease must be added prevention of relapse. Consequently it is a serious mistake to conclude that while mortality is rapidly declining it is not necessary to continue utilizing every known method of control. In fact there is need for greater endeavour if satisfactory control is to be achieved.

### *Diagnostic Services*

Throughout the year clinics were held at the Baker Memorial and Aberhart Memorial Sanatoria, and other strategic centres of population.

A program of tuberculin skin testing, as a continuing project was carried on among the pupils of grade one in many of the larger schools, and all the pupils in the small rural schools along with the families of the positive reactors. This work was carried out in areas with health services. This policy gives a good indication of the areas in which tuberculosis disease is a hazard. This

is corroborated by the findings of the Mobile X-ray Unit. In the South of the province where the percentage of positive reactors is very low the chest x-ray survey discovered one case of active disease in 4,851 films. In the North with a higher percentage of positive reactors the findings by Mobile X-ray Survey was 1 case in 654 films. The majority of the cases was among people with Indian blood. According to the figures of the Indian Health Services one case in 250 films was found by their Mobile Survey teams. Our sincerest thanks is extended to the Indian Health Services for the taking of x-ray films of many of our responsibilities during the year.

A new departure for 1955 was the skin testing of the age group 65-70. These were people receiving supplementary allowance from the Department of Public Welfare. Of the 4,158 reporting their skin reactions, 10.1% were positive. Of these 13 were diagnosed by x-ray as tuberculosis, inactive; 3 tuberculosis doubtful activity and 5 tuberculosis suspect. These people are under the surveillance of the Tuberculosis Division. Two other pensioners were already in Sanatoria.

The program of x-raying the chest of general hospital admissions sponsored by the Alberta Tuberculosis Association was continued with gratifying results. One case of tuberculosis was discovered in some 1,700 films.

The statistical report of diagnostic services is appended.

#### *B.C.G. Vaccination*

As the infection rate, as indicated by the tuberculin skin test, has been steadily declining in the comparatively thickly populated areas of the province the promiscuous use of vaccination has not been considered warranted.

The use of B.C.G. has been confined to contacts of known cases of disease, and others in hazardous occupations. During the year, 814 such vaccinations were carried out. Toward the end of the year the Indian Health Services enlarged their program, and have kindly vaccinated some school children for us in the north of the province. Plans are being formulated by the Provincial Tuberculosis Division to extend this work in the areas where the infection rate is of some import.

#### *Treatment Services*

Sanatoria, since the development of effective drugs, have become active treatment hospitals when compared with the pre-chemotherapy days. Advances in surgical treatment have been tremendous under the protection of the anti-microbials. Throughout most of the year the demand for beds was less acute particularly in the part of the province served by the Baker Memorial Sanatorium in Calgary. There were vacant beds at all times, and some thought was given to their use. The time of closure of a section of these beds and their adaption to other purposes is considered premature as more cases of tuberculosis were discovered in 1955 than in the previous year, 1,113 as against 978. There were 85 more active cases found in 1955 requiring hospitalization. Sanatorium care was given to 1,201 patients, and the average

stay of those discharged was 314 days. Of those discharged 27% continued on drug therapy. There were 174 readmissions, many of whom had previously left hospital against medical advice and suffered exacerbation of their disease.

### *Nursing Training*

All the general hospitals in the province operating training schools for nurses are affiliated with the sanatoria. Short courses, supervised by an instructor, are given by the nursing and medical staffs. The well rounded out course is both didactic and practical, and it is felt that the students have a good opportunity to learn something about the disease, the psychology of the tuberculous patient and the nursing of infectious disease.

The Aberhart Memorial Sanatorium is associated with the Medical Faculty of the University. Third year students attend one afternoon a week for lectures, demonstrations, and clinics related to tuberculosis and other chest conditions. During the summer vacation third year students are taken on the medical staff in the Calgary Sanatorium as well as in Edmonton. As tuberculosis is still a serious problem it is lamentable that more time cannot be allotted to the teaching of it.

### *Educational Program*

Instruction in all school grades is given in the Sanatorium by qualified teachers. Occupational therapy also plays an important part in the program of education. The objective in both the scholastic teaching and occupational therapy is the rehabilitation of the patient. Rehabilitation is first needed in order to help the patient face the fact that he is ill, that he will be away from work for some time, and that this will cause disruption in his life. To help him to accept his illness in a hopeful and co-operative spirit is an important step in rehabilitation. The rehabilitation officers of the Alberta Tuberculosis Association have done exceptionally well in educating prospective employers and in placing the ex-sanatorium patients. Placement in an industry which has some sick benefit and pension plans is often very difficult. It is to be hoped that employers will soon take a rational attitude to the problem.

### *Acknowledgments*

In presenting this report acknowledgment is made of the assistance given throughout the year by the Honourable Minister, Dr. W. W. Cross, and Dr. A. Somerville, Deputy Minister.

The accomplishment throughout the year has been possible through the loyal cooperation of all members of the staffs of the Sanatoria in Edmonton and Calgary.

On behalf of the patients our grateful thanks is extended to all voluntary associations and individuals who have so willingly assisted with their welfare.

The statistical section which follows summarizes the work carried out at the Baker Memorial Sanatorium, Calgary, and the Aberhart Memorial Sanatorium, Edmonton.

## DEPARTMENT OF PUBLIC HEALTH

## DIAGNOSTIC CLINIC

|                                    | No. Sessions | New Cases of Active Tuberculosis |           | Total Examination |
|------------------------------------|--------------|----------------------------------|-----------|-------------------|
|                                    |              | Pul.                             | Non-pul.  |                   |
| <b>STATIONARY CLINICS:</b>         |              |                                  |           |                   |
| Baker Memorial Sanatorium .....    | 100          | 16                               | 3         | 4511              |
| Aberhart Memorial Sanatorium ..... | 101          | 67                               | 8         | 4812              |
| Calgary .....                      | 48           |                                  | 1         | 225               |
| Camrose .....                      | 5            |                                  |           | 193               |
| Drumheller .....                   | 12           | 2                                |           | 225               |
| Lethbridge .....                   | 12           | 4                                |           | 764               |
| Medicine Hat .....                 | 11           | 9                                |           | 880               |
| Red Deer .....                     | 6            |                                  |           | 388               |
| Vegreville .....                   | 4            | 3                                |           | 159               |
| <b>Total</b> .....                 | <b>299</b>   | <b>101</b>                       | <b>12</b> | <b>12157</b>      |
| <b>OTHER CLINICS</b>               |              |                                  |           |                   |
| *Miscellaneous .....               |              | 145                              | 2         | 4426              |
| <b>Total All Clinics</b> .....     |              | <b>246</b>                       | <b>14</b> | <b>16583</b>      |

In addition to the above 260 newly discovered cases of active tuberculosis there were also discovered 477 cases of inactive tuberculosis.

\*Films sent in from various points and paid for by the Division.

## TUBERCULIN TESTING AND X-RAY SURVEYS

(Conducted by Public Health Nurses, Teachers, Business Firms, Hospitals, etc.)

|   | No. Tuberculin Tested | No. X-rayed |
|---|-----------------------|-------------|
| Health Units .....                                |                       | 315         |
| Red Cross Blood Transfusion Service .....         | 3                     | 39          |
| Nursing Aide Students .....                       | 701                   | 588         |
| Edmonton School Board .....                       | 207                   | 207         |
| University Students, Edmonton and Calgary .....   | 1156                  | 342         |
| Industry and Business, Edmonton and Calgary ..... | 132                   | 657         |
| Booth Memorial Home, Calgary .....                | 75                    |             |
| Victorian Order of Nurses .....                   | 3                     | 6           |
| Technical School Survey, Calgary .....            |                       | 67          |
| Provincial Laboratory, Edmonton .....             |                       | 102         |
| School Surveys .....                              | 11880                 | 170         |
| Municipal Nurses .....                            |                       | 24          |
| St. Joseph's Hospital, Edmonton .....             | 218                   |             |
| School of Agriculture, Vermilion .....            | 141                   |             |
| School of Agriculture, Fairview .....             | 65                    |             |
| Canadian Union College, College Heights .....     | 280                   | 15          |
| Pensioners (Old age assistance) .....             | 4158                  |             |
| <b>TOTAL</b> .....                                | <b>19019</b>          | <b>2632</b> |

N.B. In all probability many of those tuberculin tested and found positive have been x-rayed at Clinic.

Number out patient Streptomycin 2296.

## MOBILE UNIT SURVEYS

|                        | No. X-rayed |                      | No. X-rayed  |
|------------------------|-------------|----------------------|--------------|
| Bellevue .....         | 965         | Iron Springs .....   | 985          |
| Blairmore .....        | 1170        | Joussard .....       | 176          |
| Bruce .....            | 418         | Jarvie .....         | 387          |
| Barrhead .....         | 4371        | Keg River .....      | 182          |
| Canyon Creek .....     | 360         | Kinuso .....         | 422          |
| Chauvin .....          | 872         | Manning .....        | 1404         |
| Chisholm .....         | 99          | McLennan .....       | 984          |
| Coleman .....          | 1686        | Picardville .....    | 752          |
| Coaldale .....         | 4365        | Picture Butte .....  | 1549         |
| Edgerton .....         | 833         | Pincher Creek .....  | 2954         |
| Enilda .....           | 272         | Ponoka .....         | 4246         |
| Fawcett .....          | 360         | Paddle Prairie ..... | 239          |
| Flatbush .....         | 331         | Ryley .....          | 752          |
| Fort Vermilion .....   | 717         | Slave Lake .....     | 702          |
| Fort Assiniboine ..... | 580         | Smith .....          | 506          |
| Faust .....            | 387         | Taber .....          | 4214         |
| Grouard .....          | 370         | Tofield .....        | 1698         |
| High Prairie .....     | 1690        | Viking .....         | 1816         |
| Hillcrest .....        | 421         | Wainwright .....     | 2536         |
| Holden .....           | 1312        | Westlock .....       | 2360         |
| Irma .....             | 1168        |                      |              |
|                        |             | <b>Total</b> .....   | <b>51611</b> |

# ANNUAL REPORT, 1955

69

## SUMMARY MOBILE UNIT SURVEYS

|                                       |       |                             |
|---------------------------------------|-------|-----------------------------|
| Number x-rayed .....                  | 51611 |                             |
| Probable tuberculosis active .....    | 34    | (11 previously discovered)  |
| Probable tuberculosis inactive .....  | 261   | (152 previously discovered) |
| Further examination requested .....   | 599   |                             |
| Non tuberculous chest condition ..... | 627   |                             |
| Pleurisy active .....                 | 0     |                             |
| Pleurisy inactive .....               | 252   |                             |
| No disease .....                      | 49799 |                             |

## SUMMARY CLINICS AND SURVEYS

|   |                           |
|---|---------------------------|
|   | Total Number examinations |
| Stationary Clinics .....                                    | 12157                     |
| Other Clinics .....   | 4426                      |
| Surveys (All Types) .....                                   | 20067                     |
| Mobile Unit .....   | 51611                     |
| Indians, White and Half Breeds .....                        | 16091                     |
| (work done by Department of<br>National Health and Welfare) |                           |
| Hospital Admission Program .....                            | 15847                     |
| <b>Total</b> .....  | <b>120199</b>             |

## SOURCES OF DISCOVERY OF NEW CASES OF TUBERCULOSIS (Indians Excluded)

|  | 1954       | %    | 1955        | %    |
|--|------------|------|-------------|------|
| Clinics .....  | 708        | 72.4 | 737         | 66.2 |
| Referred for admission by family physician .....                         | 131        | 13.4 | 219         | 19.7 |
| Surveys .....  | 13         | 1.3  | 11          | .9   |
| Referred by Department of Veterans' Affairs or<br>National Defence ..... | 26         | 2.7  | 10          | .9   |
| Provincial and Hospital Laboratories .....                               | 12         | 1.2  | 9           | .8   |
| Hospital Admission Films .....   | 71         | 7.3  | 106         | 9.5  |
| Other Sources .....  | 17         | 1.7  | 21          | 1.9  |
| <b>Total</b> .....   | <b>978</b> |      | <b>1113</b> |      |

The following table sets forth the sources of discovery giving credit to programs actually referring the suspects for establishment of diagnoses.

|  |             |
|--|-------------|
| Family Doctor .....  | 578         |
| Mobile Unit .....  | 65          |
| Hospital Admissions .....                                  | 130         |
| Contacts .....   | 143         |
| Department of National Health and Welfare .....            | 75          |
| School Survey .....  | 46          |
| Department of Indian Affairs .....                         | 9           |
| Surveys (Business, Hospital, etc.) .....                   | 7           |
| Department of National Defence and Veterans' Affairs ..... | 15          |
| Provincial and Hospital Laboratories .....                 | 8           |
| Other Sources .....  | 23          |
| Old Age Pension .....                                      | 12          |
| Hospital and Sanatorium Staff .....                        | 2           |
| <b>Total</b> .....   | <b>1113</b> |

## CLASSIFICATION OF NEW CASES OF ACTIVE AND INACTIVE TUBERCULOSIS (Indians Excluded)

|  |             |                              |
|--|-------------|------------------------------|
| Minimal .....  | 541         |                              |
| Moderately advanced .....  | 168         |                              |
| Far advanced .....   | 77          |                              |
| Primary .....  | 92          |                              |
| Tuberculous pleurisy with effusion and evidence of previous pleurisy ..... | 138         |                              |
| Other respiratory tuberculosis .....                                       | 0           |                              |
| Non-respiratory tuberculosis .....   | 97          |                              |
| <b>Total</b> .....   | <b>1113</b> |                              |
| Number newly discovered cases active tuberculosis .....                    | 482         |                              |
| Number newly discovered cases inactive tuberculosis .....                  | 631         |                              |
| Number cases reactivated .....   | 35          |                              |
| Number non-residents diagnosed tuberculous .....                           | 67          | (including 56<br>immigrants) |
| Number of known contacts of newly discovered cases of tuberculosis .....   | 2492        |                              |
| Number of known contacts checked .....                                     | 1633        | 67.1%                        |

## TUBERCULIN 1955

Supplies of Old Tuberculin was sent upon request to Clinics, Health Units, Hospitals, Doctors and Public Health Nurses.

|                      | Number of Bottles sent |     |
|----------------------|------------------------|-----|
|                      | BMS                    | AMS |
| Dilution No. 1 ..... | 0                      | 0   |
| Dilution No. 2 ..... | 155                    | 4   |
| Dilution No. 3 ..... | 795                    | 69  |
| Dilution No. 4 ..... | 52                     | 0   |

Patch tests were sent to all those on Old Age Assistance as well as to Health Units for School Surveys.

## DEPARTMENT OF PUBLIC HEALTH

## BCG VACCINATIONS (Number Given to) TUBERCULOSIS DIVISION

|   |     |
|---|-----|
| 1. Nurses (a) Graduates .....                   | 2   |
| (b) Students .....                              | 456 |
| (c) Other Nursing Personnel .....               | 185 |
| 2. Other hospital personnel .....               | 40  |
| 3. Medical students .....                       | 65  |
| 4. All other persons (a) newborn contacts ..... | 6   |
| (b) adults and children, contacts .....         | 41  |
| (c) adults and children, not contacts .....     | 19  |
| Total .....                                     | 814 |

## INSTITUTIONAL REPORTS

|   | Baker Memorial<br>Sanatorium | Aberhart Memorial<br>Sanatorium |
|---|------------------------------|---------------------------------|
| Patients under treatment January 1, 1955 .....        | 236                          | 292                             |
| Patients admitted during 1955 .....                   | 310                          | 363                             |
| Patients transferred in during 1955 .....             | 1                            | 3                               |
| Total treated .....                                   | 547                          | 658                             |
| Patients discharged and died .....                    | 316                          | 394                             |
| Patients transferred out .....                        | 3                            | 1                               |
| Total discharged .....                                | 319                          | 395                             |
| Patients under treatment end of 1955 .....            | 228                          | 263                             |
| Number patients under treatment January 1, 1955 ..... |                              | 528                             |
| Number of admissions during 1955 .....                |                              | 673                             |
| Total number patients treated during 1955 .....       |                              | 1201                            |

## DIAGNOSIS OF PATIENT ADMISSION

|                               | Baker Memorial<br>Sanatorium | Aberhart Memorial<br>Sanatorium |
|-------------------------------|------------------------------|---------------------------------|
| Non-tuberculous .....         | 11                           | 17                              |
| For diagnosis .....           | 41                           | 15                              |
| Pleural effusion .....        | 14                           | 15                              |
| Tuberculosis inactive .....   | 23                           | 10                              |
| Primary tuberculosis .....    | 20                           | 30                              |
| Non-Pulmonary Tuberculosis    |                              | 1                               |
| Addison's Disease .....       | —                            | 13                              |
| Adenitis .....                | 10                           | 22                              |
| Bone .....                    | 10                           | 1                               |
| Chest Wall .....              | —                            | 1                               |
| Draining Sinus .....          | —                            | 3                               |
| Endometritis .....            | —                            | 14                              |
| Genito-urinary, Renal .....   | 17                           | 8                               |
| Meningitis .....              | —                            | —                               |
| Pelvic .....                  | 1                            | 4                               |
| Peritonitis .....             | —                            | —                               |
| Tongue .....                  | 1                            | —                               |
| Pulmonary tuberculosis active |                              | 47                              |
| Minimal .....                 | 27                           | 83                              |
| Moderately advanced .....     | 65                           | 76                              |
| Far advanced .....            | 68                           | 3                               |
| Miliary .....                 | 2                            | —                               |
| Silico-tuberculosis .....     | —                            | —                               |
| Total .....                   | 310                          | 363                             |

## INSTITUTIONAL REPORTS

|   | Baker Memorial<br>Sanatorium | Aberhart Memorial<br>Sanatorium |
|---|------------------------------|---------------------------------|
| Number with positive sputum on admission .....  | 91                           | 77                              |
| Number negative on admission .....  | 219                          | 286                             |
| Number negative on admission, positive later .....                                      | 0                            | 25                              |
| Number of readmissions during 1955 .....  | 92                           | 82                              |
| Number both admitted and readmitted during 1955 .....                                   | 7                            | 23                              |
| Number of patient days .....  | 84811                        | 101818                          |
| Number patient days in other province under reciprocal agreement .....                  |                              | 3142                            |
| Number of patients at beginning of 1955 .....   |                              | 9                               |
| Number of admissions in 1955 .....  |                              | 9                               |
| Total number of patient days including those in other provinces under reciprocity ..... |                              | 189771                          |
| Number of institutional patient days provided for non-residents under reciprocity ..... |                              | 2493                            |
| Number of patients at beginning of 1955 .....   |                              | 3                               |
| Number of admissions .....  |                              | 11                              |



## OPERATING ROOM REPORT

|   | Baker Memorial Sanatorium | Aberhart Memorial Sanatorium | Total       |
|---|---------------------------|------------------------------|-------------|
| Thoracoplasty:                                  |                           |                              |             |
| Number of stages .....                          | 10                        | 8                            | 18          |
| Number of 1st stages .....                      | 10                        | 8                            | 18          |
| Number of revisions .....                       | ---                       | ---                          | ---         |
| Number of cases .....                           | 10                        | 8                            | 18          |
| Aspiration of chest .....                       | 119                       | 35                           | 154         |
| Bronchogram .....                               | 26                        | 46                           | 72          |
| Bronchoscopy .....                              | 38                        | 47                           | 85          |
| Decortication and thoracoplasty .....           | 1                         | ---                          | 1           |
| Lobectomy .....                                 | 12                        | 5                            | 17          |
| Thoracotomy .....                               | 1                         | ---                          | 1           |
| Thoracotomy and thoracoplasty .....             | 1                         | ---                          | 1           |
| Wedge resection .....                           | 3                         | 1                            | 4           |
| Pneumonectomy .....                             | 1                         | 8                            | 9           |
| Segmental resection .....                       | 5                         | 9                            | 14          |
| Lobectomy and resection .....                   | 2                         | 0                            | 2           |
| Plombage .....                                  | 11                        | ---                          | 11          |
| Lobectomy and decortication .....               | ---                       | 6                            | 6           |
| Cystoscopy and retrograde pyelogram .....       | 19                        | 6                            | 25          |
| Plaster casts .....                             | 36                        | 60                           | 96          |
| Implantation D.O.C.A. Pellets .....             | 4                         | 7                            | 11          |
| Nephrectomy .....                               | 4                         | 1                            | 5           |
| Orthopaedic operations .....                    | 7                         | 15                           | 22          |
| Miscellaneous examinations and procedures ..... | 417                       | 54                           | 471         |
| <b>TOTAL</b> .....                              | <b>717</b>                | <b>308</b>                   | <b>1025</b> |

## SUMMARY PNEUMOTHORAX CASES

|  | Baker Memorial Sanatorium | Aberhart Memorial Sanatorium | Outside Points | Total |
|--|---------------------------|------------------------------|----------------|-------|
| Under treatment January 1, 1955 .....                  | 8                         | 50                           | 12             | 70    |
| Number of new cases during 1955 .....                  | 2                         | 1                            | ---            | 3     |
| Number cases under treatment on admission .....        | 2                         | 1                            | ---            | 3     |
|  | <hr/>                     | <hr/>                        | <hr/>          | <hr/> |
|  | 12                        | 52                           | 12             | 76    |
| Number cases discontinued .....                        | 4                         | 25                           | 7              | 36    |
| Number cases transferred out of Alberta .....          | ---                       | 1                            | ---            | 1     |
| Number transferred to other sections of Division ..... | ---                       | 2                            | ---            | 2     |
|  | <hr/>                     | <hr/>                        | <hr/>          | <hr/> |
|  | 4                         | 28                           | 7              | 39    |
| Number under treatment December 31, 1955 .....         | 4                         | 24                           | 5              | 33    |
| Unsuccessfully attempted .....                         | 1                         | ---                          | ---            | 1     |
| Refills:   |                           |                              |                |       |
| Resident .....   | 71                        | 27                           | ---            | 98    |
| Out-patient .....                                      | 195                       | 890                          | 172            | 1257  |
|  | <hr/>                     | <hr/>                        | <hr/>          | <hr/> |
|  | 266                       | 917                          | 172            | 1355  |

Patients received pneumothorax refills at the following outside points:

| Bonnyville<br>Elk Point | Vermilion<br>Westlock | Wainwright |
|-------------------------|-----------------------|------------|
|-------------------------|-----------------------|------------|

## SUMMARY PNEUMOPERITONEUM CASES

|  |       |       |       |       |
|--|-------|-------|-------|-------|
| Under treatment January 1, 1955 .....                  | 48    | 70    | 20    | 138   |
| Number of new cases during year .....                  | 10    | 13    | ---   | 23    |
| Number of cases under treatment on admission .....     | 1     | 2     | 5     | 8     |
|  | <hr/> | <hr/> | <hr/> | <hr/> |
|  | 59    | 85    | 25    | 169   |
| Number discontinued .....                              | 31    | 37    | 13    | 81    |
| Number transferred out of province .....               | ---   | ---   | ---   | ---   |
| Number transferred to other sections of Division ..... | 3     | 5     | ---   | 8     |
|  | <hr/> | <hr/> | <hr/> | <hr/> |
|  | 34    | 42    | 13    | 89    |
| Number under treatment end of year .....               | 25    | 43    | 12    | 80    |
| Number of refills:                                     |       |       |       |       |
| Resident .....   | 867   | 546   | ---   | 1413  |
| Out-patient .....                                      | 940   | 1049  | 498   | 2487  |
|  | <hr/> | <hr/> | <hr/> | <hr/> |
|  | 1807  | 1595  | 498   | 3900  |

Patients received pneumoperitoneum refills at the following outside points:

| Athabasca<br>Beaverlodge<br>Bonnyville<br>Elk Point<br>Fort Vermilion | Franna<br>High Prairie<br>Lacombe<br>Lac La Biche | Lamont<br>Lethbridge<br>Mannville<br>Peace River | Stettler<br>St. Paul<br>Vermilion<br>Westlock |
|---|---|--|---|
|---|---|--|---|

## DEPARTMENT OF PUBLIC HEALTH

## LABORATORY REPORT

|                               |       |       |       |
|-------------------------------|-------|-------|-------|
| Sputum Examinations:          |       |       |       |
| Positive .....                | 730   | 516   | 1246  |
| Negative .....                | 3673  | 2416  | 6089  |
| Urine Examinations .....      | 9764  | 4009  | 13773 |
| Blood Examinations:           |       |       |       |
| BLOOD EXAMINATIONS:           |       |       |       |
| Blood Counts .....            | 4514  | 2589  | 7103  |
| Sedimentation Rates .....     | 2652  | 2590  | 5242  |
| Blood Sugars .....            | 138   | 1021  | 1159  |
| Miscellaneous                 |       |       |       |
| Pleural Fluid .....           | 25    | 22    | 47    |
| Spinal Fluid .....            | 34    | 668   | 702   |
| Gastric Analysis .....        | 10    | 30    | 40    |
| Cultures .....                | 1374  | 843   | 2217  |
| Guinea Pig Inoculations ..... | 255   | 667   | 922   |
| Other .....                   | 1124  | 733   | 1857  |
| Total .....                   | 24293 | 16104 | 40397 |
| Wasserman Report              |       |       |       |
| Positive .....                | 4     | 11    | 15    |
| Negative .....                | 284   | 266   | 550   |
| Total .....                   | 288   | 277   | 565   |
| Basal Metabolism Rate .....   | ---   | 23    | 23    |
| Cardiograph .....             | ---   | 96    | 96    |

## DENTAL REPORT

|  |     |     |      |
|--|-----|-----|------|
| Number of patients seen .....            | 439 | 579 | 1018 |
| Number of treatments .....               | 152 | 713 | 865  |
| Number of prophylactic treatments .....  | 114 | 17  | 131  |
| Number of fillings .....                 | 407 | 355 | 762  |
| Number of extractions .....              | 204 | 289 | 493  |
| Number of new dentures and repairs ..... | 28  | 57  | 85   |

## X-RAY DEPARTMENT REPORT

|  | Baker Memorial Sanatorium |         | Aberhart Memorial Sanatorium |         | Total  |         | Grand Total |
|--|---------------------------|---------|------------------------------|---------|--------|---------|-------------|
|  | In Pt.                    | Out Pt. | In Pt.                       | Out Pt. | In Pt. | Out Pt. |             |
| RADIOGRAPHS MADE:                      |                           |         |                              |         |        |         |             |
| Chest - Full Size .....                | 1446                      | 1059    | 1826                         | 447     | 3272   | 1506    | 4778        |
| Miniature .....                        | 277                       | 4942    |                              | 7358    | 277    | 12300   | 12577       |
| Ribs .....                             | 1                         |         | 3                            | 5       | 4      | 5       | 9           |
| Pelvis .....                           | 33                        | 21      | 57                           | 45      | 90     | 66      | 156         |
| Extremities .....                      | 86                        | 54      | 85                           | 55      | 171    | 109     | 280         |
| Spines - Cervical .....                | 4                         | 7       | 5                            | 1       | 9      | 8       | 17          |
| Dorsal .....                           | 68                        | 36      | 77                           | 43      | 145    | 79      | 224         |
| Lumbar .....                           | 60                        | 59      | 30                           | 17      | 90     | 76      | 166         |
| Skull .....                            | 2                         |         | 7                            | 3       | 9      | 3       | 12          |
| Sinuses .....                          | 4                         |         | 3                            | 6       | 7      | 6       | 13          |
| F.P. Abdomen .....                     | 6                         |         | 17                           | 6       | 23     | 6       | 29          |
| G.B. Series .....                      |                           | 1       | 3                            |         | 3      | 1       | 4           |
| G.I. Series .....                      | 4                         |         | 3                            | 1       | 7      | 1       | 8           |
| Barium Enema .....                     | 5                         |         | 1                            | 1       | 6      | 1       | 7           |
| Intravenous Pyelogram .....            | 19                        | 1       | 40                           | 12      | 59     | 13      | 72          |
| Retrograde Pyelogram .....             | 20                        |         | 6                            | 2       | 26     | 2       | 28          |
| Sinogram .....                         | 1                         | 1       | 21                           | 2       | 29     | 3       | 32          |
| Bronchogram .....                      | 22                        |         | 73                           | 4       | 95     | 4       | 99          |
| Ordographs .....                       | 32                        | 1       | 119                          | 9       | 151    | 10      | 161         |
| Dental .....                           | 49                        | 8       | 120                          |         | 169    | 8       | 177         |
| K.U.B. .....                           | 10                        | 2       |                              |         | 10     | 2       | 12          |
| Jaw .....                              | 1                         |         |                              |         | 1      |         | 1           |
| Shoulder .....                         | 9                         | 10      |                              |         | 9      | 10      | 19          |
| Esophagus .....                        | 2                         |         |                              |         | 2      | 2       | 4           |
| Sacro-iliac .....                      | 7                         |         |                              |         | 7      | 2       | 9           |
| Encephalogram .....                    |                           |         | 1                            |         | 1      |         | 1           |
| Kidney .....                           | 1                         |         |                              |         | 1      |         | 1           |
| Total .....                            | 2176                      | 6206    | 2497                         | 8017    | 4673   | 14223   | 18896       |
| Fluoroscopic examinations .....        | 1108                      | 1053    | 756                          | 1583    | 1864   | 2636    | 4500        |
| Films sent in for interpretation ..... |                           | 7578    |                              | 9018    |        |         | 16596       |
| Basal Metabolism Rate .....            |                           | 11      |                              |         |        |         | 11          |
| Cardiograph .....                      |                           | 24      |                              |         |        |         | 24          |
| Audiogram .....                        |                           | 10      |                              |         |        |         | 10          |

## CLASSIFICATION OF DISCHARGED PATIENTS:

|  | On Admission | Residence       |              | On Discharge |    |     |     |    |    |
|--|--------------|-----------------|--------------|--------------|----|-----|-----|----|----|
|  |              | 31 days or less | Over 31 days | In           | A6 | A3  | A1  | AU | D  |
| 1. For Diagnosis .....                               | 89           | 68              | 21           | —            | —  | —   | —   | —  | —  |
| 2. Primary Tuberculosis .....                        | 53           | 1               | 52           | 1            | 2  | 39  | 8   | —  | 1  |
| 3. Reinfection type pulmonary tuberculosis clinical  |              |                 |              |              |    |     |     |    |    |
| Minimal .....  | 64           | 8               | 56           | 10           | 1  | 42  | 8   | 1  | —  |
| Moderately Advanced .....                            | 77           | 8               | 69           | 18           | 1  | 41  | 13  | —  | 4  |
| Far Advanced .....                                   | 31           | 6               | 25           | 9            | 2  | 9   | 5   | —  | 5  |
| 4. Reinfection type pulmonary tuberculosis positive: |              |                 |              |              |    |     |     |    |    |
| Minimal .....  | 14           | —               | 14           | —            | —  | 9   | 4   | —  | 1  |
| Moderately Advanced .....                            | 75           | —               | 75           | 2            | 1  | 52  | 19  | —  | 1  |
| Far Advanced .....                                   | 161          | 6               | 155          | 5            | 3  | 69  | 38  | 8  | 38 |
| Miliary .....  | 6            | 2               | 4            | —            | —  | 4   | —   | —  | 2  |
| 5. Tuberculosis Pleurisy .....                       | 20           | 2               | 18           | —            | —  | 16  | 3   | 1  | —  |
| 6. Non-pulmonary Tuberculosis:                       |              |                 |              |              |    |     |     |    |    |
| Addison's Disease .....                              | 1            | —               | 1            | —            | —  | 1   | —   | —  | —  |
| Adenitis .....                                       | 22           | 3               | 19           | 2            | —  | 8   | 9   | 1  | 2  |
| Bone .....   | 40           | 3               | 37           | 7            | 2  | 24  | 7   | —  | —  |
| Chest Wall .....                                     | 1            | —               | 1            | —            | —  | —   | 1   | —  | —  |
| Endometritis .....                                   | 6            | 1               | 5            | 1            | —  | 3   | 1   | 1  | —  |
| Genito-urinary .....                                 | 26           | 5               | 21           | 2            | 1  | 10  | 9   | 3  | 1  |
| Meningitis .....                                     | 13           | 1               | 12           | —            | —  | 9   | 1   | —  | 3  |
| Peritonitis .....                                    | 8            | 1               | 7            | 3            | —  | 4   | 1   | —  | —  |
| Rectal Fistula .....                                 | 1            | —               | 1            | —            | —  | 1   | —   | —  | —  |
| Skin - elbow .....                                   | 1            | —               | 1            | —            | —  | 1   | —   | —  | —  |
| Uterine Adnexa .....                                 | 1            | —               | 1            | —            | —  | 1   | —   | —  | —  |
| Total active tuberculosis .....                      | 621          | 47              | 574          | 60           | 13 | 343 | 127 | 17 | 58 |
| Total treated .....                                  | —            | —               | 595          | 34           | 11 | 338 | 125 | 11 | 45 |
| Total untreated .....                                | —            | 115             | —            | 26           | 2  | 5   | 2   | 6  | 13 |
| Grand total .....                                    | 710          | 115             | 595          | 60           | 13 | 343 | 127 | 17 | 58 |

## EXPLANATION OF ABBREVIATIONS AND TERMS USED

The standard classification is that of the National Tuberculosis Association. Minimal, Moderately Advanced and Far Advanced refer to anatomical extent of disease.

In. \_\_\_\_\_ Inactive      A1. \_\_\_\_\_ active improved  
 A6. \_\_\_\_\_ arrested 6 months      AU. \_\_\_\_\_ active unimproved  
 A3. \_\_\_\_\_ arrested 3 months      D. \_\_\_\_\_ died

N.B. Only those in residence over 31 days are classed as "treated".

N.B. 3 cases diagnosed as tuberculous on admission were found to be non-tuberculous. This accounts for apparent discrepancy in figures shown in above table.

## CLASSIFICATION ON ADMISSION OF 710 DISCHARGED PATIENTS

|                                  | Baker Memorial Sanatorium | Aberhart Memorial Sanatorium | Total |
|----------------------------------|---------------------------|------------------------------|-------|
| For diagnosis .....              | 61                        | 28                           | 89    |
| Primary tuberculosis .....       | 20                        | 33                           | 53    |
| Pulmonary tuberculosis .....     | 192                       | 236                          | 428   |
| Tuberculous pleurisy .....       | 5                         | 15                           | 20    |
| Non-pulmonary tuberculosis ..... | 38                        | 82                           | 120   |
| Total .....                      | 316                       | 394                          | 710   |

## CLASSIFICATION ON DISCHARGE OF TREATED CASES OF ACTIVE TUBERCULOSIS AND TUBERCULOUS PLEURISY

|                                  | On Admission Number | On Discharge |            | Died |
|----------------------------------|---------------------|--------------|------------|------|
|                                  |                     | Improved     | Unimproved |      |
| Minimal .....                    | 78                  | 76           | 1          | 1    |
| Moderately advanced .....        | 152                 | 147          | —          | 5    |
| Far advanced .....               | 192                 | 141          | 5          | 43   |
| Primary .....                    | 53                  | 50           | 2          | 1    |
| Miliary .....                    | 6                   | 4            | —          | 2    |
| Non-pulmonary tuberculosis ..... | 120                 | 109          | 5          | 6    |
| Tuberculous pleurisy .....       | 20                  | 19           | 1          | —    |
| Total .....                      | 621                 | 546          | 17         | 58   |

## DEPARTMENT OF PUBLIC HEALTH

## RESIDENCE OF DISCHARGED PATIENTS

|                                    | Baker Memorial<br>Sanatorium | Aberhart Memorial<br>Sanatorium | Total      |
|------------------------------------|------------------------------|---------------------------------|------------|
| Cities .....                       | 165                          | 153                             | 318        |
| Towns .....                        | 20                           | 62                              | 82         |
| Villages .....                     | 4                            | 23                              | 27         |
| Enlarged Municipal Districts ..... | 70                           | 55                              | 125        |
| Local Improvement Districts .....  | 40                           | 94                              | 134        |
| Special Areas Board .....          | 3                            | 1                               | 4          |
| Non Resident .....                 | 14                           | 6                               | 20         |
| <b>Total .....</b>                 | <b>316</b>                   | <b>394</b>                      | <b>710</b> |

## SEX OF DISCHARGED PATIENTS

| Male .....         | 177        | 210        | 387        |
|--------------------|------------|------------|------------|
| Female .....       | 139        | 184        | 323        |
| <b>Total .....</b> | <b>316</b> | <b>394</b> | <b>710</b> |

## AGE ON ADMISSION

| From 1 - 9 .....       | 22         | 51         | 73         |
|------------------------|------------|------------|------------|
| From 10 - 14 .....     | 13         | 24         | 37         |
| From 15 - 19 .....     | 18         | 33         | 51         |
| From 20 - 29 .....     | 69         | 96         | 165        |
| From 30 - 39 .....     | 61         | 65         | 126        |
| From 40 - 49 .....     | 47         | 49         | 96         |
| From 50 - 59 .....     | 33         | 32         | 65         |
| From 60 - 69 .....     | 36         | 25         | 61         |
| From 70 and over ..... | 17         | 19         | 36         |
| <b>Total .....</b>     | <b>316</b> | <b>394</b> | <b>710</b> |

## SOCIAL STATUS OF DISCHARGED PATIENTS

| Single .....       | 114        | 179        | 293        |
|--------------------|------------|------------|------------|
| Married .....      | 178        | 185        | 363        |
| Divorced .....     | 8          | 3          | 11         |
| Separated .....    | 3          | 1          | 4          |
| Widowed .....      | 13         | 16         | 29         |
| <b>Total .....</b> | <b>316</b> | <b>394</b> | <b>710</b> |

## RESIDENCE IN ALBERTA

| No. Alberta Residence ..... | ---        | 1          | 1          |
|-----------------------------|------------|------------|------------|
| Born in Alberta .....       | 133        | 242        | 375        |
| 1 year or less .....        | 19         | 7          | 26         |
| 1 - 5 years .....           | 31         | 26         | 57         |
| 6 - 9 years .....           | 20         | 11         | 31         |
| 10 - 14 years .....         | 10         | 7          | 17         |
| 15 - 19 years .....         | 7          | 7          | 14         |
| 20 - 29 years .....         | 31         | 31         | 62         |
| 30 or more years .....      | 65         | 62         | 127        |
| <b>Total .....</b>          | <b>316</b> | <b>394</b> | <b>710</b> |

## LENGTH OF STAY IN SANATORIUM OF 710 DISCHARGED PATIENTS

|   | Baker Memorial<br>Sanatorium | Aberhart Memorial<br>Sanatorium | Total         |
|---|------------------------------|---------------------------------|---------------|
| <b>DEATHS:</b>                                  |                              |                                 |               |
| Number in Sanatorium under 31 days .....        | 6                            | 8                               | 14            |
| Number of patient days .....                    | 58                           | 98                              | 156           |
| Average patient days .....                      | 9.6                          | 12.3                            | 11.1          |
| Number in Sanatorium 31 or more days .....      | 22                           | 24                              | 46            |
| Number of patient days .....                    | 14787                        | 10798                           | 25585         |
| Average patient days .....                      | 672.1                        | 449.9                           | 556.1         |
| <b>DISCHARGES:</b>                              |                              |                                 |               |
| Number in Sanatorium under 31 days .....        | 65                           | 36                              | 101           |
| Number of patient days .....                    | 885                          | 498                             | 1383          |
| Average number patient days .....               | 13.6                         | 13.8                            | 13.7          |
| Number in Sanatorium 31 days or more .....      | 223                          | 326                             | 549           |
| Number of patient days .....                    | 63707                        | 108922                          | 172629        |
| Average number patient days .....               | 283.6                        | 334.1                           | 314.4         |
| <b>Total number deaths and discharges .....</b> | <b>316</b>                   | <b>394</b>                      | <b>710</b>    |
| <b>Total number patient days .....</b>          | <b>79437</b>                 | <b>120316</b>                   | <b>199753</b> |
| <b>Average number patient days .....</b>        | <b>219.7</b>                 | <b>305.4</b>                    | <b>281.3</b>  |
| Number non-pulmonary patient days .....         | 47                           | 88                              | 135           |
| Number non-pulmonary admissions .....           | 8322                         | 22415                           | 30737         |
| Average number patient days non-pulmonary ..... | 205.3                        | 216.9                           | 211.1         |

## DIVISION OF MENTAL HEALTH

RANDALL R. MACLEAN, M.D., *Director*

---

Separate reports are submitted for each branch of the Division, namely:

Provincial Mental Hospital, PONOKA  
Provincial Mental Institute, EDMONTON  
Rosehaven, CAMROSE  
Provincial Auxiliary Mental Hospital, CLARESHOLM  
Provincial Auxiliary Mental Hospital, RAYMOND  
Provincial Training School, RED DEER  
Provincial Guidance Clinics  
Eugenics Board

The total patient population in the various Institutions of this Division on January the 1st, 1955, was 4,275—(males 2,535; females 1,740). The total patient population in the Institutions on December 31st, 1955, was 4,407—(males 2,602; females 1,805). This represents a total increase of patients of 132—(males 67; females 65). The distribution of these patients is shown in the adjoining table. There was a total of 217 deaths—(males 149; females 68)—in all the Institutions combined. The commonest causes of death were those referable to the circulatory and respiratory systems. There were three deaths from Pulmonary Tuberculosis.

Work continued on the Services Building and construction of two wards was commenced at the new Institution for Defectives at Red Deer. The new ward for Boys at the Provincial Training School, Red Deer, was opened early in the year.

A building formerly occupied by men at the Provincial Mental Hospital, Ponoka, was completely renovated and made available to 96 female patients. The Medical Superintendent reports the building is proving highly satisfactory in its operation. The new Reception Unit at the Provincial Mental Institute, Edmonton, was completed and will be opened early in 1956. The new Infirmary Ward under construction at Rosehaven, Camrose, neared completion by the end of the year.

Active treatment programs were continued at the various Institutions. The use of the newer drugs, including Chlorpromazine, Serpasil and Frenquel was intensified. The Superintendents have reported that the results have been gratifying. It is felt that many unsettled patients have been favourably affected by the said drugs and that it has been possible to reduce the amount of shock treatment and seclusion formerly necessary.

Staff Training Programs were carried out as before in the Provincial Mental Hospital, Ponoka, the Provincial Mental Institute, Edmonton, and the Provincial Training School, Red Deer. Some 32 staff members—(10 men and 22 women)—graduated in the various Courses. At the Provincial Mental Hospital, Ponoka, eight Graduate Nurses received their Diplomas in an eight-months' Post-Graduate Course. Some 107 affiliating Nursing

Students from various Alberta General Hospitals received instruction at the Provincial Mental Hospital, Ponoka, also.

The Psychiatric Wards in the University of Alberta Hospital, Edmonton, and the Calgary General Hospital, Calgary, functioned to full capacity during 1955. The University of Alberta Hospital Ward had 461 first admissions. This ward admits women only. The Calgary General Hospital Psychiatric Ward had 424 first admissions. This Ward admits both men and women. The University of Alberta Hospital Psychiatric Ward transferred 28 patients, and the Calgary General Psychiatric Ward transferred 70 patients, to the Provincial Mental Hospitals.

The services of the Provincial Guidance Clinics were continued throughout the year. Clinics were held at some 50 to 60 points in the Province. The caseload of the Clinics increased by approximately 400. The newly established Clinic service at Lethbridge was used very extensively. The Clinic Staffs participated also, in many Public Education activities, including group discussions, institutes, workshops, lectures, talks, radio and television work. The Calgary Clinic continued to hold therapy sessions with a group of discharged women patients from the Provincial Mental Hospital, Ponoka.

Twelve meetings of the Eugenics Board were held during the year. Six were held at the Provincial Mental Hospital, Ponoka, five at the Provincial Training School, Red Deer, and one at the Provincial Mental Institute, Edmonton. A total of 111 cases were presented for the Board's consideration, 109 of which were passed—(61 males; 48 females). Seventy operations—(45 males and 25 females)—were performed during the year. The total number of cases operated upon to December 31st, 1955, was 1,506—(males 621; females 885). All operations except three were performed at the Provincial Mental Hospital, Ponoka, by the duly appointed Honorary Surgeons, assisted by the Medical Staff of the same Hospital.

TABULATED SUMMARY — INSTITUTIONS — MOVEMENT OF POPULATION

| INSTITUTIONS                    | Patients in Hospital<br>December 31st, 1954 |       | Admissions<br>(Excluding Transfers) |       |       |       | Discharges |       |     |    | Deaths |       |        |   | Patients in Hospital<br>December 31st, 1955 |   |     |   |
|---------------------------------|---|-------|-------------------------------------|-------|-------|-------|------------|-------|-----|----|--------|-------|--------|---|---|---|-----|---|
|                                 | M F   |       | M F                                 |       | M F   |       | M F        |       | M F |    | M F    |       | M F    |   | M F   |   | M F |   |
|                                 | M   | T     | M                                   | F     | M     | T     | M          | F     | M   | T  | M      | F     | M      | T | M   | F | M   | T |
| <b>Acute Mental Hospitals</b>   |   |       |                                     |       |       |       |            |       |     |    |        |       |        |   |   |   |     |   |
| P.M.H., Ponoka .....            | 938   | 605   | 406                                 | 324   | 730   | 304   | 256        | 560   | 79  | 26 | 961    | 624   | 1,585  |   |   |   |     |   |
| P.M.I., Edmonton .....          | 998   | 447   | 430                                 | 242   | 672   | 334   | 206        | 540   | 58  | 12 | 1,008  | 468   | 1,476  |   |   |   |     |   |
| Total .....                     | 1,936                                       | 1,052 | 836                                 | 566   | 1,402 | 638   | 462        | 1,100 | 137 | 38 | 1,969  | 1,092 | 3,061* |   |   |   |     |   |
| <b>Chronic Mental Hospitals</b> |   |       |                                     |       |       |       |            |       |     |    |        |       |        |   |   |   |     |   |
| Roschaven, Camrose .....        | 251   | 175   | .....                               | ..... | ..... | 2     | .....      | 2     | 67  | 22 | 245    | 170   | 415    |   |   |   |     |   |
| P.A.M.H., Claresholm .....      | .....                                       | 95    | .....                               | 2     | 2     | ..... | 2          | ..... | 1   | 1  | .....  | 99    | .....  |   |   |   |     |   |
| P.A.M.H., Raymond .....         | .....                                       | 134   | .....                               | 4     | 4     | ..... | 1          | ..... | 5   | 5  | .....  | 134   | 134    |   |   |   |     |   |
| Total .....                     | 251   | 404   | .....                               | 6     | 6     | 2     | 3          | 5     | 73  | 28 | 245    | 403   | 648    |   |   |   |     |   |
| <b>Mental Defective Schools</b> |   |       |                                     |       |       |       |            |       |     |    |        |       |        |   |   |   |     |   |
| P.T.S., Red Deer .....          | 348   | 284   | 77                                  | 48    | 125   | 29    | 20         | 49    | 7   | 2  | 388    | 310   | 698    |   |   |   |     |   |
| Overall Total .....             | 2,535                                       | 1,740 | 913                                 | 620   | 1,533 | 669   | 485        | 1,154 | 217 | 68 | 2,602  | 1,805 | 4,407  |   |   |   |     |   |

\* Please Note—These totals include some 500 mental defectives, seniles and non-psychotics who do not require active treatment.

TABLE OF ADMISSIONS AND DISCHARGES AMONG ACTIVE TREATMENT CASES  
PROVINCIAL MENTAL HOSPITAL, PONOKA & PROVINCIAL MENTAL INSTITUTE, EDMONTON  
(these are the Active Treatment Mental Hospitals of Alberta)

|                  | 1951   |        | 1952   |        | 1953   |        | 1954   |        | 1955   |        | Total  |        |
|------------------|--------|--------|--------|--------|--------|--------|--------|--------|--------|--------|--------|--------|
|                  | P.M.H. | P.M.I. | P.M.H. | P.M.I. | P.M.H. | P.M.I. | P.M.H. | P.M.I. | P.M.H. | P.M.I. | P.M.H. | P.M.I. |
| Admissions ..... | 473    | 178    | 293    | 524    | 532    | 856    | 531    | 344    | 487    | 380    | 2,547  | 1,551  |
| Discharges ..... | 390    | 166    | 184    | 455    | 433    | 219    | 426    | 301    | 438    | 301    | 2,142  | 1,171  |

Percent of active treatment cases discharged—80.8%.

TABULATED SUMMARY OF DEATHS IN INSTITUTIONS DURING 1955

| DISEASES   | P. M. H. PONOKA |           | P. M. I. EDMONTON |           | ROSEHAVEN |           | CLARESHOLM |           | RAYMOND  |          | P. T. S. RED DEER |          | TOTALS     |           |
|--|-----------------|-----------|-------------------|-----------|-----------|-----------|------------|-----------|----------|----------|-------------------|----------|------------|-----------|
|  | M.              | F.        | M.                | F.        | M.        | F.        | M.         | F.        | M.       | F.       | M.                | F.       | M.         | F.        |
| 1. Tuberculosis of Respiratory System                    | 3               | 3         | 1                 | 1         | --        | --        | --         | --        | --       | --       | 1                 | 1        | 1          | 2         |
| 2. Syphilis and Sequelae                                 | --              | --        | --                | --        | --        | --        | --         | --        | --       | --       | --                | --       | --         | 4         |
| 17. Other Diseases Classified as Infective and Parasitic | 1               | 3         | 2                 | 2         | --        | --        | --         | --        | --       | --       | --                | --       | 3          | 2         |
| 18. Neoplasms Malignant                                  | 4               | 9         | 1                 | 3         | 2         | 1         | 3          | --        | 1        | 1        | --                | --       | 8          | 9         |
| 20. Diabetes Mellitus                                    | 1               | 2         | --                | --        | --        | --        | --         | --        | --       | --       | --                | --       | 1          | 1         |
| 22. Vascular Diseases of Central Nervous System          | 7               | 10        | 3                 | 4         | 7         | 4         | 2          | 6         | --       | --       | 1                 | 1        | 15         | 9         |
| 25. Chronic Rheumatic Heart Disease                      | 1               | 1         | --                | --        | --        | --        | --         | --        | --       | --       | --                | --       | --         | 1         |
| 26. Arteriosclerotic and Degenerative Heart Disease      | 5               | 14        | 1                 | 1         | 2         | 15        | 6          | 21        | --       | 3        | 3                 | --       | 25         | 15        |
| 27. Other Diseases of the Heart                          | --              | 1         | 14                | 1         | 15        | --        | --         | --        | --       | --       | 1                 | --       | 16         | 1         |
| 28. Hypertension With Heart Disease                      | 2               | 2         | --                | --        | --        | --        | --         | --        | --       | --       | --                | --       | 2          | 0         |
| 31. Pneumonia  | 3               | 8         | 17                | 17        | 23        | 12        | 35         | --        | --       | --       | 2                 | 3        | 44         | 19        |
| 32. Bronchitis   | 1               | 2         | --                | --        | --        | --        | --         | --        | --       | --       | --                | --       | 1          | 2         |
| 33. Ulcer of Stomach and Duodenum                        | 1               | 1         | --                | --        | --        | --        | --         | --        | --       | --       | --                | --       | 1          | 1         |
| 36. Gastritis, Duodenitis, Enteritis, Colitis            | --              | --        | 1                 | 1         | --        | --        | --         | --        | --       | --       | --                | --       | 0          | 1         |
| 38. Nephritis and Nephrosis                              | 1               | 2         | 1                 | 1         | --        | --        | --         | --        | --       | --       | --                | --       | 2          | 3         |
| 45. Senility   | 2               | 14        | --                | --        | 1         | 1         | 2          | --        | --       | --       | --                | --       | 12         | 2         |
| 46. All Other Diseases                                   | 6               | 7         | 6                 | 6         | 1         | 1         | 2          | --        | --       | --       | 1                 | 1        | 14         | 3         |
| 49. Suicide and Self-Inflicted Injury                    | --              | --        | --                | 1         | 1         | --        | --         | --        | --       | --       | --                | --       | --         | 1         |
| <b>TOTALS</b>  | <b>53</b>       | <b>79</b> | <b>46</b>         | <b>12</b> | <b>58</b> | <b>45</b> | <b>22</b>  | <b>67</b> | <b>0</b> | <b>5</b> | <b>5</b>          | <b>2</b> | <b>149</b> | <b>68</b> |



## FIRST ADMISSIONS 1955

| DIAGNOSTIC CLASSIFICATION:  | P.M.H.,<br>PONOKA | P.M.I.,<br>EDMONTON | TOTALS |
|---|-------------------|---------------------|--------|
| Syphilis with Psychosis .....   | 4                 | 4                   | 8      |
| Schizophrenia .....   | 94                | 133                 | 227    |
| Manic Depressive .....  | 15                | 31                  | 46     |
| Involuntional .....   | 14                | 17                  | 31     |
| Paronia .....   | 9                 | 26                  | 35     |
| Senium .....  | 40                | 58                  | 98     |
| Pre-Senile .....  | 0                 | 4                   | 4      |
| Psychosis with Cerebral Arteriosclerosis .....                                    | 23                | 32                  | 55     |
| Alcoholic Psychosis .....   | 8                 | 17                  | 25     |
| Psychosis of Other Demonstrable Etiology .....                                    | 11                | 15                  | 26     |
| Other and Unspecified Psychoses .....   | 8                 | 24                  | 32     |
| Anxiety Reaction .....  | 9                 | 11                  | 20     |
| Hysterical Reaction .....   | 6                 | 2                   | 8      |
| Obsessive Compulsive Reaction .....   | 4                 | 1                   | 5      |
| Neurotic Depressive Reaction .....  | 15                | 16                  | 31     |
| Somatic Reaction .....  | 1                 | 0                   | 1      |
| Other and Unspecified Psychoneurotic Reactions .....                              | 7                 | 2                   | 9      |
| Pathological Personality .....  | 69                | 28                  | 97     |
| Alcoholism Without Psychosis .....  | 20                | 16                  | 36     |
| Mental Deficiency Without Psychosis .....   | 16                | 14                  | 30     |
| Epilepsy .....  | 14                | 6                   | 20     |
| Primary Behaviour Disorders .....   | 14                | 1                   | 15     |
| Other and Unspecified Disorders of Character,<br>Behaviour and Intelligence ..... | 5                 | 0                   | 5      |
| Mental Observation Without Need for Further Medical Care .....                    | 22                | 0                   | 22     |
| Other Non-Psychiatric Conditions .....  | 0                 | 24                  | 24     |
| TOTALS .....  | 428               | 482                 | 910    |

## Provincial Mental Hospital, Ponoka

T. C. MICHIE, M.D., *Medical Superintendent*

---

### *Patient Population Changes*

The resident population on January 1st, 1955 was 1,543, of whom 938 were male and 605 female. The number in residence on December 31st, 1955 was 1,585 of whom 961 were male and 624 female. This was an overall increase of 42.

### *Admission of Patients*

Exclusive of transfers from other Provincial Mental Institutions, 730 patients were admitted. This was an increase of eighteen over the previous year. 406 of the admissions were male and 324 female.

Admission by voluntary applications numbered 154; by Medical Certificates 164; by Warrant 406; and under "The Mental Defectives Act", 6.

Sixty-one patients were admitted to this Hospital as transfers from other Mental Institutions in the Province.

There was no change of significance in the numbers admitted in the various diagnostic categories.

### *Separation of Patients*

The number of patients discharged was 560 of whom 304 were men and 256 women. This was an increase of 33 over the previous year.

One Hundred and Three patients were transferred to other Provincial Mental Institutions.

Seventy-nine patients died, this being an increase of four over 1954.

### *Accidents and Elopements*

Thirty-one patients suffered from fractures, 17 being men and 14 women.

There were no suicidal deaths.

A limited number of patients left the Hospital without permission, but for the most part, were returned within a short time by hospital staff, relatives of the patients, or the Royal Canadian Mounted Police.

### *General Health of Patients*

The general health of patients was maintained at a good standard. There were no epidemics, and a continuous check was made of the patients in the Hospital for the occurrence of Tuberculosis. Five patients were transferred, during the year, to the Tuberculosis Unit at the Provincial Mental Institute, Edmonton.

### *Clinical Work*

There was little change in the general program of recent years. Electroshock and Insulin-shock therapies were regularly utilized. There was a progressive policy to increase the freedom of patients, while in hospital. At the end of the year, approximately 25% of the patient population had been granted grounds privileges. This was a marked increase over the preceding years. With careful planning, this policy resulted in no administrative difficulties.

There was one death with electroshock therapy, due to circulatory failure. This was the first death recorded at this hospital in approximately 6,000 patients treated by electroshock.

Group therapy was emphasized, and the results indicated this was of real value. It was noted, during the year, the general behaviour of patients was improved. There was also a decrease in the destruction of Hospital property by patients.

Extensive use was made of newly discovered, tranquilizing drugs, with beneficial effect.

### *Occupational Therapy*

A continued emphasis was placed on this form of treatment. It was utilized throughout the Hospital.

During the year, the Library and Canteen were moved to new and more commodious quarters in "Parkside".

### *Recreational Therapy and Physical Training*

This form of treatment was gradually expanded, and without doubt proved highly beneficial to practically all patients in the Hospital. Recreational therapy has been an important factor in promoting contentment, and a feeling of well-being in the patient population.

### *Religious Services*

The religious services were continued, as in previous years. The Visiting Clergymen were encouraged to increase their pastoral visits to individual patients. During the year, the Medical Superintendent was requested to address the local Ministerial Association with a view to outlining the patients' spiritual needs.

### *Dental Services*

This Department operated with efficiency. Adequate dental care was provided for the patients of this Hospital, as well as those in the Auxiliary Hospitals at Clareholm and Raymond. A policy was initiated, some years ago, of placing identification marks on artificial dentures, on the patient's admission to Hospital. This has proved to be a great boon, resulting in a most decided decrease in the number of lost, and unidentifiable dentures. It can be definitely stated that the method of identifying dentures, in effect at this Hospital, has been an advantage to the patients, and assisted greatly in Hospital administration.

*X-Ray Services*

The operation of this Department was continued under the direction of a Nurse-Technician. It operated at full capacity, its facilities being stretched to the limit.

All chest plates were referred to the Baker Memorial Sanatorium, Calgary, for interpretation. The Medical Staff of the Baker Memorial Sanatorium is to be commended for the excellent co-operation extended to this Hospital.

*Laboratory Services*

The Laboratory continued to supply the necessary facilities for the Hospital, under the direction of the Pathologist, and a Technician Assistant.

*School of Nursing*

The teaching program was essentially the same as in previous years. There were four qualified Instructors on the Staff. They were assisted in teaching by the professional personnel of the Hospital. The Senior Instructor resigned on July 31st. Her successor commenced duties on August 20th.

During the greater part of the year, an average of 25 students received instruction in the Four-year Course, in General and Psychiatric Nursing, and approximately the same number were affiliating at various General Hospital Schools of Nursing.

Seven Nurses graduated in the course in General and Psychiatric Nursing in May.

An average of 30 men received instruction in the Three-year course in Psychiatric Nursing.

Three men completed the course in May.

One Hundred and Seven Affiliate, Student Nurses from: the Archer Memorial Hospital, Lamont; Calgary General Hospital; Holy Cross Hospital, Calgary; Medicine Hat General Hospital; Municipal Hospital, Lethbridge; St. Joseph's General Hospital, Vegreville; and St. Michael's Hospital, Lethbridge, received eight weeks' instruction in Psychiatric Nursing at this hospital during the year. The number in attendance at any one time varied from 15 to 20.

Eight Graduate Nurses completed the Eight-Month Course in Psychiatric Nursing, and received Diplomas.

A change was made in this Course. It was divided into two parts, three months being allocated to basic preparation, and the remaining five months to a more advanced study of Psychiatric Nursing. This alteration enabled the Graduate Nurses, with under-graduate instruction in Psychiatric Nursing, to attend only the five-month period, devoted to Graduate Study.

Twenty-one students in Public Health Nursing from the University of Alberta, came to the Hospital for part of their field work. Each group of seven students spent periods of two weeks here.

Certified Nursing Aides and Ward Aides were also given some basic instruction in Psychiatric Nursing.

### *Visitors*

The visiting of patients by their relatives, and close friends, was encouraged. The visitors, whenever possible, were interviewed by the Hospital Physicians.

The Hospital was visited on a number of occasions by the Hon. Dr. W. W. Cross, Minister of Health, and Dr. A. Somerville, Deputy Minister of Health. Dr. Randall R. MacLean, Director of the Division of Mental Health made frequent inspections of the Hospital.

The annual inspection of the hospital was conducted by the Visiting Board. This inspection was of a very thorough and extensive nature. Patients and staff were encouraged to converse freely with the members of the Board.

A number of various organizations in the community took an active interest in assisting groups of patients in the hospital.

### *The Eugenics Board*

Six meetings were held by the Board at this hospital during the year. Forty-eight patients were presented to the Board, of whom 22 were male and 26 female. Sixty-seven operations were performed for sexual sterilization, 45 being on male and 22 on female patients.

### *Surgical Services*

Surgical services were rendered to the hospital by consultants from Calgary and Edmonton. In a number of instances, it was necessary to enlist the aid of Surgeons from Ponoka and Red Deer.

### *Maintenance Department*

The maintenance work at the hospital was well done throughout the year. The roof of Male - Eleven building was replaced. There was a great deal of redecorating done in the interior of the buildings, and in some instances, the exteriors.

### *Fire Protection*

The equipment was well maintained. Fire practices were held regularly throughout the year. Basic instruction in fire fighting was given to over 300 members of the nursing and indoor staff.

In February, a major fire broke out in the Administration Building. This was effectively handled by the fire brigade and the nursing staff, with no loss of life, and minimum damage to property.

A major fire also occurred at the Poultry Farm, and completely destroyed one building.

The present fire protection service has proven to be adequate for the basic needs of the hospital.

*New Buildings and Improvements*

"Parkside", a building formerly occupied by men, was completely renovated and furnished for the use of women. It was opened in June, and accommodates about 90 women. This building has proved most adequate for the patients' requirements. It has added greatly to the hospital treatment facilities.

A new building for male staff was under construction but incomplete, at the end of the year.

The construction of a new cannery was incomplete during 1955.

The project of re-wiring the hospital was continued but not completed, in the past year.

A number of automobile block heater outlets were installed at Farm Dormitory Number One for the use of staff.

An adequate street lighting system was installed on the hospital grounds.

Three television sets, for the use of patients, were installed in the hospital.

*Business Office*

This Department functioned efficiently during the year. The collections were maintained at a fair level. The business manager was responsible for the supervision of the Farm and Ancillary Services.

*Provincial Mental Hospital Farm*

The yield of farm produce was fairly good, and excellent from the Poultry Department. The production from the dairy herd was inadequate for the needs of the hospital.

*Housekeeping Department*

The wards were well supplied with basic necessities. A considerable quantity of badly worn and outmoded furniture was discarded from a number of the wards. This was replaced with modern, comfortable and attractive furniture.

A program has been under way for several years to replace the ice boxes with electric refrigerators. This was essentially completed last year. There is, therefore, no longer need to harvest ice at this hospital.

*Ancillary Services*

The various Departments, including the Laundry, Linen Room, Print Shop, Sewing Room, Shoe Shop and Tailor Shop gave good service. The needs of the hospital were met.

*The Department of Public Works*

This Department was under the direction of the Chief En-

gineer, and the services were most satisfactory. An adequate amount of heat, light and water were supplied to the hospital. The sewage removal service was satisfactory. A certain amount of electricity was purchased from an outside source, due to alterations under way in the Power Plant.

### *Conclusion*

There were no essential changes in policy, but the treatment program was modified or extended, in conformation with current thinking in the treatment of mental illness. Group therapy was emphasized. Keeping in mind the needs and safety of the patients, it was possible to modify many of the restrictive, custodial measures. With the help of the community locally, and at large, some progress was made in promoting more normal living conditions, by social contacts for our patients, while in hospital. The basic aim in treatment has been to return the patients to a productive life, in their home environment, as soon as possible.

Deep appreciation is expressed by the Hospital administration, for the encouragement and direction received from the senior officers of the Department of Public Health.

## DEPARTMENT OF PUBLIC HEALTH

PROVINCIAL MENTAL HOSPITAL, Ponoka, Alberta.  
MOVEMENT OF PATIENT POPULATION DURING THE YEAR 1955

|  | M   | F   | T   | M   | F   | T   | M    | F   | T    |
|--|-----|-----|-----|-----|-----|-----|------|-----|------|
| In residence as of December 31, 1954 ..... | --- | --- | --- | --- | --- | --- | 938  | 605 | 1543 |
| On leave or otherwise absent .....         | --- | --- | --- | --- | --- | --- | 14   | 16  | 30   |
| On records as of December 31, 1954 .....   | --- | --- | --- | --- | --- | --- | 952  | 621 | 1573 |
| ADMISSIONS:                                |     |     |     |     |     |     |      |     |      |
| First admissions:                          |     |     |     |     |     |     |      |     |      |
|  | M   | F   | T   |     |     |     |      |     |      |
| Voluntary .....                            | 33  | 34  | 67  | --- | --- | --- | ---  | --- | ---  |
| Certificates .....                         | 54  | 68  | 122 | --- | --- | --- | ---  | --- | ---  |
| Warrant .....                              | 202 | 85  | 287 | --- | --- | --- | ---  | --- | ---  |
| M.D. Act .....                             | 2   | 4   | 6   | --- | --- | --- | ---  | --- | ---  |
|  |     |     |     | 291 | 191 | 482 | ---  | --- | ---  |
| Re-admissions:                             |     |     |     |     |     |     |      |     |      |
| Voluntary .....                            | 34  | 53  | 87  | --- | --- | --- | ---  | --- | ---  |
| Certificates .....                         | 8   | 34  | 42  | --- | --- | --- | ---  | --- | ---  |
| Warrant .....                              | 73  | 46  | 119 | --- | --- | --- | ---  | --- | ---  |
|  |     |     |     | 115 | 133 | 248 | ---  | --- | ---  |
| Transfers in:                              |     |     |     |     |     |     |      |     |      |
|  |     |     |     | 44  | 17  | 61  | ---  | --- | ---  |
|  |     |     |     |     |     |     | 450  | 341 | 791  |
|  |     |     |     |     |     |     | 1402 | 962 | 2364 |
| SEPARATIONS:                               |     |     |     |     |     |     |      |     |      |
| Discharges:                                |     |     |     |     |     |     |      |     |      |
| As recovered .....                         | 70  | 37  | 107 | --- | --- | --- | ---  | --- | ---  |
| As improved .....                          | 123 | 181 | 304 | --- | --- | --- | ---  | --- | ---  |
| As unchanged .....                         | 111 | 38  | 149 | --- | --- | --- | ---  | --- | ---  |
|  |     |     |     | 304 | 256 | 560 | ---  | --- | ---  |
| Deaths: .....                              |     |     |     | 53  | 26  | 79  | ---  | --- | ---  |
| Transfers out: .....                       |     |     |     | 67  | 36  | 103 | ---  | --- | ---  |
| Total Separations: .....                   |     |     |     |     |     |     | 424  | 318 | 742  |
| On records as of December 31, 1955 .....   |     |     |     |     |     |     | 978  | 644 | 1622 |
| On leave or otherwise absent .....         |     |     |     |     |     |     | 17   | 20  | 37   |
| In residence as of December 31, 1955 ..... |     |     |     |     |     |     | 961  | 624 | 1585 |

PROVINCIAL MENTAL HOSPITAL  
PONOKA, ALBERTA

## PATIENT POPULATION BY PSYCHOSES - DECEMBER 31, 1955

| CLASSIFICATION:                               | Male | Female | Totals |
|---|------|--------|--------|
| 300. Schizophrenia .....                      |      |        |        |
| 300.0 Simple .....                            | 13   | 7      | 20     |
| 300.1 Hebephrenic .....                       | 18   | 22     | 40     |
| 300.2 Catatonic .....                         | 307  | 219    | 526    |
| 300.3 Paranoid .....                          | 153  | 79     | 232    |
| 300.7 Other and unspecified .....             | 12   | 5      | 17     |
| 301. Manic Depressive Reactions .....         |      |        |        |
| 301.0 Manic and Circular .....                | 20   | 33     | 53     |
| 301.1 Depressive .....                        | 19   | 18     | 37     |
| 301.2 Other types .....                       | ---  | 4      | 4      |
| 302. Involutional Psychoses .....             | 4    | 12     | 16     |
| 303. Paranoid Conditions .....                | 69   | 41     | 110    |
| 304. Senile Psychoses .....                   | 17   | 29     | 46     |
| 305. Presenile Psychoses .....                | 3    | 5      | 8      |
| 306. With Cerebral Arteriosclerosis .....     | 27   | 20     | 47     |
| 307. Alcoholic Psychoses .....                | 15   | 5      | 20     |
| 308. Psychoses of Demonstrable Etiology ..... |      |        |        |
| 308.0 Brain tumour .....                      | 3    | ---    | 3      |
| 308.1 Epilepsy .....                          | 18   | 13     | 31     |
| 308.2 Infective and Parasitic .....           | 1    | ---    | 1      |
| 308.3 Allergic, metabolic, etc. ....          | 2    | 2      | 4      |
| 308.4 Blood and circulatory systems .....     | 3    | ---    | 3      |
| 308.5 Sense and Nervous systems .....         | 10   | 4      | 14     |
| 308.6 Drugs and poisons .....                 | 1    | 1      | 2      |
| 308.7 Accidents and violence .....            | 7    | 1      | 8      |
| 308.8 Other diseases and conditions .....     | 2    | ---    | 2      |
| 309. Other and unspecified psychoses .....    |      |        |        |
| 309.1 With Psychopathic Personality .....     | 7    | 1      | 8      |
| 309.2 With Mental Deficiency .....            | 55   | 35     | 90     |
| 309.3 Unspecified and Undiagnosed .....       | 15   | 4      | 19     |
| Psychoneurotic Disorders .....                |      |        |        |
| 310. Anxiety .....                            | 2    | 3      | 5      |
| 311. Hysterical Reaction .....                | ---  | 1      | 1      |
| 314. Neurotic Depressive Reaction .....       | ---  | 4      | 4      |
| 318. Mixed Psychoneurotic Disorders .....     | 1    | 3      | 4      |
| Sub Totals: .....                             | 814  | 561    | 1375   |



PROVINCIAL MENTAL HOSPITAL  
 PONOKA, ALBERTA

## PATIENT POPULATION BY PSYCHOSES - DECEMBER 31, 1955

| Classification:  | Male | Female | Totals |
|--|------|--------|--------|
| 320. Pathological Personality .....                                  |      |        |        |
| 320.0 Schizoid personality .....                                     | ---  | 1      | 1      |
| 320.1 Paranoid personality .....                                     | 2    | ---    | 2      |
| 320.3 Inadequate personality .....                                   | 2    | ---    | 2      |
| 320.4 Antisocial personality .....                                   | 1    | ---    | 1      |
| 320.5 Asocial personality .....                                      | 1    | ---    | 1      |
| 320.7 Other and unspecified .....                                    | 5    | ---    | 5      |
| 321. Immature personality .....                                      |      | 1      | 1      |
| 322. Alcoholism .....  |      |        |        |
| 322.1 Chronic alcoholism .....                                       | 4    | ---    | 4      |
| 323. Drug Addiction .....  | 1    | ---    | 1      |
| 325. Mental Deficiency .....   |      |        |        |
| 325.0 Idiocy .....   | 5    | ---    | 5      |
| 325.1 Imbecility .....   | 35   | 8      | 43     |
| 325.2 Moron .....  | 16   | 13     | 29     |
| 325.3 Borderline intelligence .....                                  | ---  | 3      | 3      |
| 325.4 Mongolism .....  | ---  | 1      | 1      |
| 325.5 M. D. with epilepsy .....                                      | 8    | 7      | 15     |
| 325.6 Other, unspecified .....                                       | 14   | 7      | 21     |
| 025. General Paresis .....   | 43   | 6      | 49     |
| 026.0 Other syphilis of C.N.S. ....                                  | 3    | ---    | 3      |
| 026.1 Psychoses with other syphilis ..                               | 11   | 2      | 13     |
| 083.1 Postencephalitic personality dis.                              | ---  | 1      | 1      |
| 083.2 Postencephalitic psychoses .....                               | 1    | 1      | 2      |
| 353. Epilepsy .....  |      |        |        |
| 353.1 Grand mal .....  | 1    | ---    | 1      |
| 353.2 Other, unspecified .....                                       | ---  | 1      | 1      |
| 900. Other conditions - Not psychotic with unlisted conditions ..... | 3    | 1      | 4      |
| 930. Not psychotic .....   | 1    | ---    | 1      |
| Totals .....   | 961  | 624    | 1585   |

 PROVINCIAL MENTAL HOSPITAL  
 PONOKA, ALBERTA

## AGE OF FIRST ADMISSIONS DURING 1955

| AGE                     | M   | F   | T   |
|-------------------------|-----|-----|-----|
| Under 15 years .....    | --- | 2   | 2   |
| 15 to 19 years .....    | 12  | 7   | 19  |
| 20 to 24 years .....    | 38  | 13  | 51  |
| 25 to 29 years .....    | 51  | 27  | 78  |
| 30 to 34 years .....    | 37  | 19  | 56  |
| 35 to 39 years .....    | 26  | 16  | 42  |
| 40 to 44 years .....    | 21  | 17  | 38  |
| 45 to 49 years .....    | 21  | 15  | 36  |
| 50 to 54 years .....    | 12  | 14  | 26  |
| 55 to 59 years .....    | 10  | 10  | 20  |
| 60 to 64 years .....    | 7   | 9   | 16  |
| 65 to 69 years .....    | 10  | 7   | 17  |
| 70 to 79 years .....    | 34  | 23  | 57  |
| 80 years and over ..... | 12  | 12  | 24  |
| TOTALS .....            | 291 | 191 | 482 |

 PROVINCIAL MENTAL HOSPITAL, Ponoka, Alberta.  
 DISCHARGES BY PSYCHOSES & CONDITION ON DISCHARGE

## CLASSIFICATION OF MENTAL DISORDERS:

|                                     | Recovered |     | Improved |     | Unchanged |     | TOTALS |     |     |
|-------------------------------------|-----------|-----|----------|-----|-----------|-----|--------|-----|-----|
|                                     | M         | F   | M        | F   | M         | F   | M      | F   | T   |
| 300 SCHIZOPHRENIA DISORDERS .....   |           |     |          |     |           |     |        |     |     |
| 300.0 Simple .....                  | ---       | --- | 3        | 1   | ---       | --- | 3      | 1   | 4   |
| 300.1 Hebephrenic .....             | ---       | --- | ---      | 1   | ---       | --- | ---    | 1   | 1   |
| 300.2 Catatonic .....               | 29        | 14  | 45       | 51  | 2         | 2   | 76     | 67  | 143 |
| 300.3 Paranoid .....                | ---       | --- | 7        | 11  | 3         | 1   | 10     | 12  | 22  |
| 300.7 Unspecified .....             | 5         | 1   | 4        | 8   | ---       | 1   | 9      | 10  | 19  |
| 301 MANIC DEPRESSIVE REACTION ..... |           |     |          |     |           |     |        |     |     |
| 301.0 Manic & Circular .....        | 5         | 8   | 8        | 15  | 1         | 1   | 14     | 24  | 38  |
| 301.1 Depressive .....              | ---       | 7   | 5        | 16  | ---       | --- | 5      | 23  | 28  |
| 301.2 Other types .....             | ---       | --- | ---      | 1   | ---       | --- | ---    | 1   | 1   |
| 302 INVOLUTIONAL PSYCHOSIS .....    | 4         | 1   | 3        | 15  | ---       | 1   | 7      | 17  | 24  |
| 303 PARANOID CONDITIONS .....       | ---       | --- | 16       | 12  | 4         | 8   | 20     | 20  | 40  |
| 304 SENILE PSYCHOSIS .....          | ---       | --- | 1        | 2   | 1         | --- | 2      | 2   | 4   |
| 305 PRESENILE PSYCHOSIS .....       | ---       | --- | ---      | --- | 1         | --- | 1      | --- | 1   |

PROVINCIAL MENTAL HOSPITAL, Ponoka, Alberta.  
 DISCHARGES BY PSYCHOSES & CONDITION ON DISCHARGE

## CLASSIFICATION OF MENTAL DISORDERS: (Con't.)

|  | Recovered |     | Improved |     | Unchanged |     | TOTALS |     |     |
|--|-----------|-----|----------|-----|-----------|-----|--------|-----|-----|
|  | M         | F   | M        | F   | M         | F   | M      | F   | T   |
| 306 WITH CEREBRAL ARTERIOSCLEROSIS .....                                       | 2         | --- | 5        | 2   | ---       | 2   | 7      | 3   | 10  |
| 307 ALCOHOLIC PSYCHOSIS (Exc. 322) .....                                       | 17        | 2   | 4        | 3   | 1         | --- | 22     | 5   | 27  |
| 308 PSYCHOSIS OF DEMONSTRABLE ETIOLOGY   |           |     |          |     |           |     |        |     |     |
| 308.0 Brain tumor .....  | ---       | --- | ---      | --- | ---       | --- | ---    | --- | --- |
| 308.1 Epilepsy (Exc. 353) .....  | 1         | --- | 3        | 6   | ---       | 1   | 4      | 7   | 11  |
| 308.2 Infective & Parasitic .....  | ---       | --- | ---      | --- | ---       | --- | ---    | --- | --- |
| 308.3 Allergic, endocrine, metabolic<br>and nutritional diseases .....         | ---       | --- | 1        | --- | ---       | --- | 1      | --- | 1   |
| 308.4 Blood and Circulatory systems .....                                      | ---       | 1   | ---      | --- | ---       | --- | ---    | 1   | 1   |
| 308.5 Sense and Nervous systems .....  | 1         | --- | ---      | 1   | ---       | --- | 1      | 1   | 2   |
| 308.6 Drugs & exogenous poisons .....  | ---       | --- | ---      | --- | ---       | --- | 1      | --- | 1   |
| 308.7 Accidents and violence .....   | ---       | --- | 1        | --- | ---       | --- | ---    | --- | 1   |
| 308.8 Other diseases & conditions .....  | ---       | --- | ---      | --- | ---       | --- | ---    | --- | --- |
| 309 OTHER & UNSPECIFIED PSYCHOSIS  |           |     |          |     |           |     |        |     |     |
| 309.1 With Psychopathic Personality .....                                      | ---       | --- | ---      | --- | ---       | --- | ---    | --- | --- |
| 309.2 With Mental Deficiency .....   | 3         | --- | 6        | 1   | 1         | --- | 4      | 7   | 11  |
| 309.3 Unspecified (Undiagnosed) .....  | 2         | --- | 4        | 3   | 1         | --- | 7      | 3   | 10  |
| PSYCHONEUROTIC DISORDERS   |           |     |          |     |           |     |        |     |     |
| 310 ANXIETY .....  | ---       | --- | 1        | 10  | ---       | 2   | 1      | 12  | 13  |
| 311 HYSTERICAL REACTION .....  | ---       | --- | ---      | 2   | ---       | --- | ---    | 2   | 2   |
| 312 PHOBIC REACTION .....  | ---       | --- | ---      | 1   | ---       | --- | ---    | 1   | 1   |
| 313 OBSESSIVE-COMPULSIVE .....   | ---       | --- | ---      | 1   | ---       | --- | ---    | 1   | 1   |
| 314 NEUROTIC DEPRESSIVE .....  | 1         | 1   | 5        | 6   | 1         | 1   | 7      | 8   | 15  |
| 315 PSYCH. CIRCULATORY SYSTEM .....  | ---       | --- | ---      | --- | ---       | --- | ---    | --- | --- |
| 316 PSYCH. DIGESTIVE SYSTEM .....  | ---       | --- | ---      | --- | ---       | --- | ---    | --- | --- |
| 317 PSYCH. OTHER SYSTEMS .....   | ---       | --- | ---      | --- | ---       | --- | ---    | --- | --- |
| 318 PSYCHONEUROTIC DISORDERS (Mixed) .....                                     | ---       | --- | 1        | 6   | ---       | --- | 1      | 6   | 7   |
| SUB-TOTALS   | 70        | 35  | 117      | 180 | 16        | 20  | 203    | 235 | 438 |
| 320 PATHOLOGICAL PERSONALITY   |           |     |          |     |           |     |        |     |     |
| 320.0 Schizoid Personality .....   | ---       | --- | ---      | --- | 1         | 2   | 1      | 2   | 3   |
| 320.1 Paranoid Personality .....   | ---       | --- | ---      | --- | 3         | --- | 3      | --- | 3   |
| 320.2 Cyclothymic Personality .....  | ---       | --- | ---      | --- | ---       | --- | ---    | --- | --- |
| 320.3 Inadequate Personality .....   | ---       | --- | ---      | --- | 6         | --- | 6      | --- | 6   |
| 320.4 Antisocial Personality .....   | ---       | --- | ---      | --- | 6         | --- | 6      | --- | 6   |
| 320.5 Asocial Personality .....  | ---       | --- | ---      | --- | 1         | 1   | 1      | 1   | 2   |
| 320.6 Sexual Deviation .....   | ---       | --- | ---      | --- | 3         | --- | 3      | --- | 3   |
| 320.7 Other, unspecified .....   | ---       | --- | 2        | --- | 2         | 5   | 4      | 5   | 9   |
| 321 IMMATURE PERSONALITY .....   | ---       | --- | ---      | 1   | ---       | --- | ---    | 1   | 1   |
| 322 ALCOHOLISM (Exc. 307)  |           |     |          |     |           |     |        |     |     |
| 322.2 Chronic Alcoholism .....   | ---       | --- | ---      | --- | 30        | 2   | 30     | 2   | 32  |
| 323 OTHER DRUG ADDICTION (Exc. 308.6)  | ---       | --- | ---      | --- | ---       | --- | ---    | --- | --- |
| 324 CHILDHOOD BEHAVIOUR DISORDERS  | ---       | --- | ---      | --- | ---       | --- | ---    | --- | --- |
| 325 MENTAL DEFICIENCY (Exc. 309.2)   |           |     |          |     |           |     |        |     |     |
| 325.0 Idiocy .....   | ---       | --- | ---      | --- | ---       | --- | ---    | --- | --- |
| 325.1 Imbecility .....   | ---       | --- | ---      | --- | 3         | --- | 3      | --- | 3   |
| 325.2 Moron .....  | ---       | --- | ---      | --- | 5         | 4   | 5      | 4   | 9   |
| 325.3 Borderline Intelligence .....  | ---       | --- | ---      | --- | 4         | 1   | 4      | 1   | 5   |
| 325.4 Mongolism .....  | ---       | --- | ---      | --- | ---       | 1   | ---    | 1   | 1   |
| 325.5 M. D. with Epilepsy .....  | ---       | --- | ---      | --- | 2         | 1   | 2      | 1   | 3   |
| 325.6 Other, unspecified .....   | ---       | --- | ---      | --- | ---       | --- | ---    | --- | --- |
| 010.1 PSYCHOSIS WITH T. B. OF MENINGES<br>AND CENTRAL NERVOUS SYSTEM .....     | ---       | --- | ---      | --- | ---       | --- | ---    | --- | --- |
| 020.1 CONGENITAL SYPHILIS - Juvenile .....                                     | ---       | --- | ---      | --- | ---       | --- | ---    | --- | --- |
| 024 TABES DORSALIS .....   | ---       | --- | ---      | --- | ---       | --- | ---    | --- | --- |
| 025 GENERAL PARESIS .....  | ---       | --- | 3        | --- | 1         | --- | 4      | --- | 4   |
| 026.0 OTHER SYPHILIS OF C. N. S. .....   | ---       | --- | ---      | --- | ---       | --- | ---    | --- | --- |
| 026.1 PSYCHOSIS WITH OTHER SYPHILIS .....                                      | ---       | --- | ---      | --- | ---       | --- | ---    | --- | --- |
| 083.1 POSTENCEPHALITIC PER. DISORDERS  | ---       | --- | ---      | --- | ---       | --- | ---    | --- | --- |
| 083.2 POSTENCEPHALITIC PSYCHOSIS .....   | ---       | --- | 1        | --- | 1         | --- | 2      | --- | 2   |
| 353 EPILEPSY (Without psychosis)   |           |     |          |     |           |     |        |     |     |
| 353.0 Petit mal .....  | ---       | --- | ---      | --- | ---       | --- | ---    | --- | --- |
| 353.1 Grand mal .....  | ---       | --- | ---      | --- | ---       | --- | 4      | --- | 4   |
| 353.2 Other, unspecified .....   | ---       | --- | ---      | --- | ---       | --- | 2      | --- | 2   |
| 648.3 PSYCHOSIS DURING PREGNANCY   | ---       | --- | ---      | --- | ---       | --- | ---    | --- | --- |
| 688.1 PUERPERIUM PSYCHOSIS .....   | ---       | 2   | ---      | --- | ---       | --- | ---    | 2   | 2   |
| 900 OTHER CONDITIONS (Not psychotic)<br>plus other conditions not listed ..... | ---       | --- | ---      | --- | 1         | --- | 1      | --- | 1   |
| 930 NOT PSYCHOTIC .....  | ---       | --- | ---      | --- | 20        | --- | 20     | 1   | 21  |
| TOTALS .....   | 70        | 37  | 123      | 181 | 111       | 38  | 304    | 256 | 560 |

PROVINCIAL MENTAL HOSPITAL, Ponoka, Alberta  
DISCHARGES BY PSYCHOSES AND DURATION OF RESIDENCE

| Classification        | Under 3 months |     | Under 6 months |     | Under 1 year |     | Over 1 year |     | TOTALS |     |     |
|-----------------------|----------------|-----|----------------|-----|--------------|-----|-------------|-----|--------|-----|-----|
|                       | M              | F   | M              | F   | M            | F   | M           | F   | M      | F   | T   |
| Schizophrenia         | 37             | 37  | 40             | 26  | 15           | 21  | 6           | 7   | 98     | 91  | 189 |
| Manic Depressive      | 9              | 29  | 6              | 11  | 2            | 5   | 2           | 3   | 19     | 48  | 67  |
| Involuntal            | 7              | 8   | ---            | --- | ---          | 2   | ---         | 1   | 7      | 17  | 24  |
| Paranoid Conditions   | 7              | 11  | 5              | 4   | 4            | 1   | 4           | 4   | 20     | 20  | 40  |
| Senile Psychoses      | 7              | 1   | 1              | --- | ---          | --- | ---         | --- | 2      | 2   | 4   |
| Pre-senile Psychoses  | ---            | --- | 1              | --- | ---          | --- | ---         | --- | 1      | --- | 1   |
| Cer. Arteriosclerosis | 4              | 3   | 2              | --- | ---          | --- | 1           | --- | 7      | 3   | 10  |
| Alcoholic Psychoses   | 20             | 3   | 2              | 2   | ---          | --- | ---         | --- | 22     | 5   | 27  |
| Other Etiology        | 4              | 7   | ---            | 1   | 1            | 1   | 2           | --- | 7      | 9   | 16  |
| Other & Unspecifid    | 5              | 5   | 5              | 3   | 1            | 1   | ---         | 1   | 11     | 10  | 21  |
| Psychoneuroses        | 8              | 27  | ---            | 1   | ---          | 1   | 1           | 1   | 9      | 30  | 39  |
| Pathological Pers.    | 19             | 6   | 4              | 1   | ---          | 1   | 1           | --- | 24     | 8   | 32  |
| Immature Personality  | ---            | --- | 1              | --- | ---          | --- | ---         | --- | ---    | 1   | 1   |
| Chronic Alcoholism    | 26             | 1   | 4              | 1   | ---          | --- | ---         | --- | 30     | 2   | 32  |
| Mental Deficiency     | 8              | 3   | 1              | 2   | 3            | 1   | 1           | 1   | 14     | 7   | 21  |
| General Paresis       | 1              | --- | ---            | --- | ---          | --- | 3           | --- | 4      | --- | 4   |
| Postencephalitic Dis. | 1              | --- | 1              | --- | ---          | --- | ---         | --- | 2      | --- | 2   |
| Epilepsy              | 5              | --- | ---            | --- | ---          | --- | 1           | --- | 6      | --- | 6   |
| Puerperium Psychoses  | ---            | 1   | ---            | 1   | ---          | --- | ---         | --- | ---    | 2   | 2   |
| Other not Psychotic   | 1              | --- | ---            | --- | ---          | --- | ---         | --- | 1      | --- | 1   |
| Not Psychotic         | 19             | 1   | ---            | --- | 1            | --- | ---         | --- | 20     | 1   | 21  |
| TOTALS                | 183            | 143 | 71             | 61  | 27           | 34  | 22          | 18  | 304    | 256 | 560 |

PROVINCIAL MENTAL HOSPITAL, PONOKA, ALBERTA

CAUSE OF DEATH DURING 1955

ABRIDGED INTERNATIONAL CLASSIFICATION

|   | M   | F   | T  |
|---|-----|-----|----|
| 3. Syphilis and Sequelae                            | 3   | --- | 3  |
| 17. Infective and Parasitic                         | 1   | 2   | 3  |
| 18. Malignant Neoplasms                             | 5   | 4   | 9  |
| 20. Diabetes Mellitus                               | 1   | 1   | 2  |
| 22. Vascular lesions - Central Nervous System       | 7   | 3   | 10 |
| 25. Rheumatic Heart Disease - Chronic               | --- | 1   | 1  |
| 26. Arteriosclerotic and Degenerative Heart Disease | 9   | 5   | 14 |
| 27. Other Diseases of the Heart                     | 1   | --- | 1  |
| 28. Hypertension with Heart Disease                 | 2   | --- | 2  |
| 31. Pneumonia                                       | 3   | 5   | 8  |
| 32. Bronchitis                                      | 1   | 1   | 2  |
| 33. Ulcer of Stomach and Duodenum                   | 1   | --- | 1  |
| 38. Nephritis and Nephrosis                         | 1   | 1   | 2  |
| 45. Senility, etc., Ill-defined causes              | 12  | 2   | 14 |
| 46. All other diseases                              | 6   | 1   | 7  |
| Totals  | 53  | 26  | 79 |

DEATHS BY PSYCHOSES

|   | M   | F   | T  |
|---|-----|-----|----|
| 300. Schizophrenia                            | 6   | 4   | 10 |
| 303. Paranoid Conditions                      | 2   | 1   | 3  |
| 304. Senile Psychoses                         | 16  | 13  | 29 |
| 305. Pre-senile Psychoses                     | --- | 1   | 1  |
| 306. With Cerebral Arteriosclerosis           | 11  | 6   | 17 |
| 307. Alcoholic Psychoses                      | 1   | --- | 1  |
| 308. Psychoses of other demonstrable etiology | 5   | --- | 5  |
| 309. Other and unspecified psychoses          | 1   | --- | 1  |
| 318. Psychoneurotic disorders                 | 1   | --- | 1  |
| 320. Pathological personality                 | 1   | --- | 1  |
| 325. Mental Deficiency                        | 3   | 1   | 4  |
| 025. General Paresis                          | 3   | --- | 3  |
| 026.1 Other Syphilis of C.N.S.                | 3   | --- | 3  |
| Totals  | 53  | 26  | 79 |

## Provincial Mental Institute, Edmonton

A. D. MACPHERSON, *Medical Superintendent*

---

On December 31, 1955, there were in residence 1,008 male patients and 468 female patients. On leave or otherwise absent were 63 male patients and 48 female patients. The total patient population at the end of the year was 1,071 males and 506 female patients. This is a total of 1,577 patients, an increase of 53 over the previous year.

There were 15 patients transferred here from other mental hospitals. During the year there were 687 admissions. This is an increase of 36 over the previous year.

There were 540 discharges in 1955, an increase of 33 over last year. 36 patients were transferred to other mental hospitals and there were 58 deaths (49 autopsies). Thirty-one of these deaths were in the senile group.

### *General Health*

This has been good during the year. There were no serious epidemics. T.A.B. immunization was carried out on all new admissions and all new staff, and booster doses were given when required. Chest X-rays were done on all new admissions and new staff.

### *Treatment of Patients*

Electro Shock Therapy was given to 266 patients, and Insulin Shock Therapy to 148. Combined E.S.T. and I.S.T. was given in many cases. Periodic supporting treatment (E.S.T.) was given in a considerable number of cases. The total number of Electro Shock treatments was 3,240 and of Insulin Shock treatments was 4,315. Group therapy was continued and found to be very helpful.

The use of Largactil, Serpasil and Frenquel was continued during the year. Over 400 patients were tried on these preparations. The results in the case of chronically disturbed patients, were excellent. The response of the new admissions was more variable. A summation of the results is being prepared at the present time. In general, our findings have been that these preparations are very helpful and have cut down the incidence of Electro Shock therapy remarkably. They also have made it possible to move from seclusion most of the chronically disturbed patients who were transferred here years ago.

### *Occupational Therapy*

This department has been very active. Work is being done on the wards as well as in the central building. The average daily attendance is 125 patients. All patients on acute treatment attend this department during the treatment period, as well as a considerable number of continuing treatment patients.

### *Social Services*

The Social Service Worker, who was in England doing post graduate work, decided not to return to us. Miss Pon transferred

here from the Provincial Training School, Red Deer.

This work is of great importance to us with regard to the investigation of new patients, rehabilitation of discharged patients, group therapy and public relations. In addition, the Social Worker carried out Correspondence School course work for our students in the school age group. This was very successful, all the students passing their grades.

#### *Recreational Activities*

A full-time program has been continued which includes all forms of recreational activities and takes in all wards. The D.V.A. continues to assist us providing stage shows, tickets to activities in the city and dance orchestras.

The Students' Christian Movement has begun to send us voluntary parties to assist in our recreational activities. This has been very successful.

#### *Library*

This department was very active during the year. It is under the supervision of the Social Worker and the Psychologist.

#### *Beauty Parlor*

This department was very active, about 20 patients per day being taken care of.

#### *Religious Services*

Various religious denominations held regular services at the institution and carried out certain social activities for the benefit of the patients.

#### *X-Ray Department*

This department continues to be very active. The work is increasing each year. 4,530 examinations were made during 1955, an increase of 500 over the previous year. In addition, the department carried out diathermy and B.C.G. work.

#### *Electroencephalograph*

This department continued to be very active. A total of 244 E.E.G.'s and 126 E.C.G.'s and 47 B.M.R.'s was done during the year. In addition, Mr. Williamson, the technician, carried out E.E.G. work at the Provincial Mental Hospital, Ponoka.

#### *Laboratory*

A total of 12,500 procedures was carried out during the year. This is a slight increase over the previous year. The laboratory continues to be very busy.

Both the laboratory and X-ray departments assisted in the training given by the Department for technicians from municipal hospitals.

#### *Surgical Services*

During the year 16 major operations and 44 minor opera-

tions were carried out, also 6 labotomies and 9 major fractures. This is a total of 75 procedures. There was, in addition, one birth.

#### *Dental Department*

A total of 3,612 treatments were carried out during the year. This is an increase of approximately 500 over the previous year. All types of dental work were done and all the patients in the hospital were examined during the year and treatment was done whenever necessary. All patients were examined as soon as possible after admission.

In addition, Dr. Scott also did dental work in Rosehaven, Camrose, and held clinics for dental students from the University of Alberta.

#### *Training School*

Eight students graduated in Psychiatric Nursing in 1955, completing the three year course. There were 69 students in the various years of the three year course.

Clinics and demonstrations were given to the students of the graduating classes from three of the city hospitals during the year.

#### *Department of Building and Maintenance*

Maintenance work was well kept up during the year. The new staff dining room was opened and the new Admission building was completed during the year and was opened in January, 1956.

#### *Fire Protection*

Fire practices were held at frequent intervals. Inspection was carried out by the Fire Protection Branch. The present system of fire practice appears to be working very well. There were no fires in 1955.

#### *Farm*

Farm operations were very successful. The crop was one of the best in years.

#### *Garden*

The garden crop was also one of the best in many years. The crops were exceptionally good due to adequate rainfall.

#### *Laundry*

New equipment was again added during the year. This department does very good work. They do extensive repairs on worn or damaged clothing, materially reducing the amount of money needed to provide clothing.

#### *Tailor Shop*

This department was also very busy. A great amount of work was done during the year.

*Shoe Shop*

This department remains very busy and does excellent repair work.

*Sewing Room*

This department does very good work.

*Dietary Department*

This department continues to function very well. The new staff dining room was opened during the year and new furniture was added.

*Police Court*

During the earlier part of the year police court work took up a lot of time and required the services of at least one member of the medical staff most afternoons. However, during the last half of the year, the appointment of a police court physician lessened the work. We still see a considerable number of remand cases.

*Business Office*

This office continues to function in its usual efficient manner. The staff is up to strength.

*Medical Records Office*

The work of the department is done by an efficient stenographic staff.

*Staff*

The staff situation on both the male and female sides has remained good. We have had no difficulty keeping our establishment filled, although we are still short of graduate nurses.

*Visitors*

During the year the hospital was visited by the Hon. Dr. Cross, Hon. Mr. Taylor, and Dr. MacLean and the Visiting Board carried out its annual inspection in the fall. These visits were very much appreciated.

*Public Relations*

Both the Social Worker and the Superintendent addressed various organizations in the city on the work of the hospital and various problems in the psychiatric field. These contacts are very useful.

The fourth year students from the University of Alberta School of Medicine were given regular clinics during the year.

## DEPARTMENT OF PUBLIC HEALTH

## MOVEMENT OF PATIENT POPULATION DURING 1955

|  | M   | F   | T   | M    | F   | T    |
|--|-----|-----|-----|------|-----|------|
| In residence December 31, 1954 .....       |     |     |     | 998  | 447 | 1445 |
| On leave or otherwise absent .....         |     |     |     | 39   | 40  | 79   |
| Total on books December 31, 1954 .....     |     |     |     | 1037 | 487 | 1524 |
| ADMISSIONS:                                |     |     |     |      |     |      |
| FIRST ADMISSIONS:                          |     |     |     |      |     |      |
| (a) Voluntary .....                        | 58  | 23  | 81  |      |     |      |
| (b) Medical Certificates .....             | 69  | 84  | 153 |      |     |      |
| (c) Warrant .....                          | 146 | 34  | 180 |      |     |      |
| (d) Mental Defectives Act .....            | 9   | 5   | 14  |      |     |      |
| Total: .....                               | 282 | 146 | 428 |      |     |      |
| READMISSIONS:                              |     |     |     |      |     |      |
| (a) Voluntary .....                        | 68  | 29  | 97  |      |     |      |
| (b) Medical Certificates .....             | 20  | 38  | 58  |      |     |      |
| (c) Warrant .....                          | 59  | 28  | 87  |      |     |      |
| (d) Mental Defectives Act .....            | 1   | 1   | 2   |      |     |      |
| Total: .....                               | 148 | 96  | 244 |      |     |      |
| TRANSFERS IN: .....                        | 8   | 7   | 15  |      |     |      |
| TOTAL ADMISSIONS: .....                    | 438 | 249 | 687 |      |     |      |
| SEPARATIONS:                               |     |     |     |      |     |      |
| DISCHARGES:                                |     |     |     |      |     |      |
| (a) Recovered: .....                       | 20  | 27  | 47  |      |     |      |
| (b) Improved: .....                        | 146 | 140 | 286 |      |     |      |
| (c) Unimproved: .....                      | 168 | 39  | 207 |      |     |      |
| TRANSFERS OUT: .....                       | 24  | 12  | 36  |      |     |      |
| DEATHS: .....                              | 46  | 12  | 58  |      |     |      |
| TOTAL SEPARATIONS: .....                   | 404 | 230 | 634 |      |     |      |
| Total on books December 31, 1955 .....     |     |     |     | 1071 | 506 | 1577 |
| On leave or otherwise absent .....         |     |     |     | 63   | 38  | 101  |
| Total in residence December 31, 1955 ..... |     |     |     | 1008 | 468 | 1476 |



## PSYCHOSES OF THE PATIENT POPULATION DECEMBER 31, 1955

|   | Male | Female | Total |
|---|------|--------|-------|
| 300 SCHIZOPHRENIC DISORDERS                               |      |        |       |
| 300.0 Simple Type .....                                   | 14   | 7      | 21    |
| 300.1 Hebephrenic Type .....                              | 48   | 10     | 58    |
| 300.2 Catatonic Type .....                                | 315  | 136    | 451   |
| 300.3 Paranoid Type .....                                 | 162  | 44     | 206   |
| 300.4 Acute Schizophrenic Reaction .....                  | 8    | 2      | 10    |
| 300.5 Latent Schizophrenia .....                          | 6    | —      | 6     |
| 300.6 Schizo-Affective Psychosis .....                    | 4    | 1      | 5     |
| 300.7 Other and Unspecified .....                         | 24   | 18     | 42    |
| 301 MANIC-DEPRESSIVE REACTION                             |      |        |       |
| 301.0 Manic and Circular (Manic Type) .....               | 18   | 19     | 37    |
| 301.1 Depressive .....                                    | 17   | 9      | 26    |
| 301.2 Other .....   | 1    | 1      | 2     |
| 302 INVOLUTIONAL MELANCHOLIA .....                        | 4    | 11     | 15    |
| 303 PARANOIA and PARANOID STATES .....                    | 29   | 12     | 41    |
| 304 SENILE PSYCHOSIS .....                                | 15   | 18     | 33    |
| 305 PRESENILE PSYCHOSIS .....                             | 1    | 1      | 2     |
| 306 PSYCHOSIS with CEREBRAL ARTERIOSCLEROSIS .....        | 17   | 16     | 33    |
| 307 ALCOHOLIC PSYCHOSIS .....                             | 7    | 2      | 9     |
| 308 PSYCHOSIS of OTHER DEMONSTRABLE ETIOLOGY              |      |        |       |
| 308.0 Resulting from Brain Tumor .....                    | —    | 1      | 1     |
| 308.1 Resulting from Epilepsy .....                       | 20   | 6      | 26    |
| 308.3 Due to Endocrine, Metabolic & Nutritional .....     | 1    | —      | 1     |
| 308.5 Due to Diseases of Nervous System .....             | 7    | —      | 7     |
| 308.7 Due to Accidents and Violence .....                 | 5    | —      | 5     |
| 308.8 Secondary or Due to Other Diseases .....            | 1    | —      | 1     |
| 309 OTHER and UNSPECIFIED PSYCHOSES                       |      |        |       |
| 309.1 Psychosis with Psychopathic Personality .....       | 2    | —      | 2     |
| 309.2 Psychosis with Mental Deficiency .....              | 59   | 31     | 90    |
| 309.3 Other and Unspecified .....                         | 3    | —      | 3     |
| 310 ANXIETY REACTION without SOMATIC SYMPTOMS .....       | 2    | 1      | 3     |
| 311 HYSTERICAL REACTION .....                             | 2    | 1      | 3     |
| 313 OBSESSIVE-COMPULSIVE REACTION .....                   | 1    | 2      | 3     |
| 314 NEUROTIC-DEPRESSIVE REACTION .....                    | 4    | 3      | 7     |
| 318 PSYCHONEUROTIC DISORDERS, MIXED and UNSPECIFIED ..... | 2    | 1      | 3     |
| 320 PATHOLOGICAL PERSONALITY                              |      |        |       |
| 320.0 Schizoid Personality .....                          | 2    | 5      | 7     |
| 320.3 Inadequate Personality .....                        | 2    | 1      | 3     |
| 320.4 Antisocial Personality .....                        | 5    | 2      | 7     |
| 320.6 Sexual Deviation .....                              | 1    | —      | 1     |
| 320.7 Other and Unspecified .....                         | 1    | —      | 1     |
| 321 IMMATURE PERSONALITY                                  |      |        |       |
| 321.0 Emotional Instability .....                         | —    | 1      | 1     |
| 322 ALCOHOLISM  |      |        |       |
| 322.1 Chronic .....                                       | 6    | 2      | 8     |
| 323 OTHER DRUG ADDICTION .....                            | —    | 1      | 1     |
| 324 PRIMARY CHILDHOOD BEHAVIOR DISORDERS .....            | 4    | 5      | 9     |
| 325 MENTAL DEFICIENCY                                     |      |        |       |
| 325.0 Idiocy .....  | 25   | 16     | 41    |
| 325.1 Imbecility .....                                    | 72   | 42     | 114   |
| 325.2 Moron .....   | 25   | 7      | 32    |
| 325.3 Borderline Intelligence .....                       | 2    | 2      | 4     |
| 325.4 Mongolism .....                                     | 3    | 2      | 5     |
| 325.5 Other and Unspecified .....                         | 23   | 7      | 30    |
| 326 326.4 Other and Unspecified .....                     | —    | 1      | 1     |
| 025 GENERAL PARALYSIS of the INSANE .....                 | 29   | 6      | 35    |
| 026 OTHER SYPHILIS of CENTRAL NERVOUS SYSTEM .....        | 1    | —      | 1     |
| 026.1 With Psychosis .....                                | 2    | —      | 2     |
| 083 LATE EFFECTS of ACUTE INFECTIOUS ENCEPHALITIS .....   |      |        |       |
| 083.1 Postencephalitic Personality & Char. Disor. ....    | —    | 2      | 2     |
| 083.2 Postencephalitic Psychosis .....                    | —    | 1      | 1     |
| 083.1 Postencephalitic Personality & Char. Disor. ....    | 1    | —      | 1     |
| 083.2 Postencephalitic Psychosis .....                    | 2    | —      | 2     |
| 353 EPILEPSY  |      |        |       |
| 353.0 Petit mal .....                                     | —    | 1      | 1     |
| 353.1 Grand mal .....                                     | 2    | 8      | 10    |
| 353.3 Other and Unspecified .....                         | 1    | —      | 1     |
| 688.1 PUERPERAL PSYCHOSIS .....                           | —    | 3      | 3     |
|   | 1008 | 468    | 1476  |

DISCHARGES CLASSIFIED WITH REFERENCE TO PRINCIPAL PSYCHOSES AND CONDITIONS  
OF DISCHARGES FOR THE YEAR 1955

|   | Recovered  |     |     | Improved |     |     | Unimproved |     |     | Total |     |     |     |
|---|--|-----|-----|----------|-----|-----|------------|-----|-----|-------|-----|-----|-----|
|   | M  | F   | T   | M        | F   | T   | M          | F   | T   | M     | F   | T   |     |
| PSYCHOSES   |  |     |     |          |     |     |            |     |     |       |     |     |     |
| SCHIZOPHRENIC DISORDERS                           |  |     |     |          |     |     |            |     |     |       |     |     |     |
| 300.0   | Simple Type  | 1   | 0   | 1        | 7   | 5   | 12         | 4   | 0   | 4     | 12  | 5   | 17  |
| 300.1   | Hebephrenic Type   | --- | --- | ---      | 1   | 0   | 1          | 2   | 0   | 2     | 3   | 0   | 3   |
| 300.2   | Catatonic Type   | 5   | 3   | 8        | 29  | 25  | 54         | 2   | 3   | 5     | 36  | 31  | 67  |
| 300.3   | Paranoid Type  | 0   | 1   | 1        | 2   | 5   | 7          | 0   | 2   | 2     | 2   | 8   | 10  |
| 300.4   | Acute Schiz. Reaction                                      | 1   | 4   | 5        | 1   | 4   | 5          | --- | --- | ---   | 2   | 8   | 10  |
| 300.5   | Latent Schizophrenia                                       | --- | --- | ---      | 3   | 3   | 6          | 3   | 0   | 3     | 6   | 3   | 9   |
| 300.6   | Schizo-Affective Psych.                                    | --- | --- | ---      | 0   | 3   | 3          | --- | --- | ---   | 0   | 3   | 3   |
| 300.7   | Other and Unspecified                                      | 0   | 3   | 3        | 8   | 9   | 17         | 2   | 0   | 2     | 10  | 12  | 22  |
| 301 MANIC DEPRESSIVE REACTION                     |  |     |     |          |     |     |            |     |     |       |     |     |     |
| 301.0   | Manic and Circular   | 1   | 1   | 2        | 1   | 3   | 4          | 2   | 0   | 2     | 4   | 4   | 8   |
| 301.1   | Circular   | 2   | 4   | 6        | 9   | 9   | 18         | 0   | 1   | 1     | 11  | 14  | 25  |
| 302   | INVOLUTIONAL MELAN-<br>CHLOIA                              | 1   | 3   | 4        | 2   | 4   | 6          | 1   | 2   | 3     | 4   | 9   | 13  |
| 303   | PARANOIA AND PARANOID<br>STATES                            | --- | --- | ---      | 5   | 1   | 6          | 4   | 1   | 5     | 9   | 2   | 11  |
| 304   | SENILE PSYCHOSIS   | --- | --- | ---      | 2   | 0   | 2          | 4   | 3   | 7     | 6   | 3   | 9   |
| 305   | PRESENILE PSYCHOSIS  | --- | --- | ---      | 0   | 1   | 1          | --- | --- | ---   | 0   | 1   | 1   |
| 306   | PSYCHOSIS WITH CEREBRAL<br>ART.                            | --- | --- | ---      | 1   | 7   | 8          | 1   | 0   | 1     | 2   | 7   | 9   |
| 307   | ALCHOLIC PSYCHOSIS   | 3   | 2   | 5        | 5   | 2   | 7          | 1   | 0   | 1     | 9   | 4   | 13  |
| 308   | PSYCHOSIS OF OTHER DEM.<br>ETIC.                           | --- | --- | ---      | --- | --- | ---        | 1   | 0   | 1     | 1   | 0   | 1   |
| 308.1   | Resulting From Epilepsy                                    | --- | --- | ---      | 1   | 6   | 7          | 1   | 1   | 2     | 2   | 7   | 9   |
| 308.2   | Secondary or Due to Infective<br>or Parasitic Diseases     | --- | --- | ---      | 1   | 0   | 1          | --- | --- | ---   | 1   | 0   | 1   |
| 308.3   | Due to Allergic, etc., Diseases                            | --- | --- | ---      | 0   | 2   | 2          | 1   | 0   | 1     | 1   | 2   | 3   |
| 308.7   | Due to Accidents and Violence                              | --- | --- | ---      | 1   | 0   | 1          | --- | --- | ---   | 1   | 0   | 1   |
| 309 OTHER AND UNSPECIFIED<br>PSYCHOSES            |  |     |     |          |     |     |            |     |     |       |     |     |     |
| 309.1   | Psychoses with Psych.<br>Personality                       | 1   | 0   | 1        | --- | --- | ---        | --- | --- | ---   | 1   | 0   | 1   |
| 309.2   | Psychoses, other and Un-<br>specified                      | 1   | 0   | 1        | 3   | 1   | 4          | --- | --- | ---   | 4   | 1   | 5   |
| 310   | ANXIETY REACTION without<br>MENTION OF SOMATIC<br>SYMPTOMS | --- | --- | ---      | 1   | 1   | 2          | --- | --- | ---   | 1   | 1   | 2   |
| 311   | HYSTERICAL REACTION  | --- | --- | ---      | 3   | 6   | 9          | 3   | 1   | 4     | 6   | 7   | 13  |
| 313   | OBSESSIVE-COMPULSIVE<br>REACTION                           | 0   | 2   | 2        | 4   | 2   | 6          | --- | --- | ---   | 4   | 4   | 8   |
| 314   | NEUROTIC-DEPRESSIVE<br>REACTION                            | --- | --- | ---      | 3   | 1   | 4          | 0   | 1   | 1     | 3   | 2   | 5   |
| 315   | PSYCHONEUROSIS with<br>SOMATIC SYMP.                       | 2   | 2   | 4        | 2   | 4   | 6          | 4   | 0   | 4     | 6   | 6   | 14  |
| 318   | PSYCHONEUROTIC DIS-<br>ORDERS                              | --- | --- | ---      | 1   | 3   | 4          | --- | --- | ---   | 1   | 3   | 4   |
| 318.5   | Other and Unspecified                                      | --- | --- | ---      | 0   | 1   | 1          | 1   | 1   | 2     | 1   | 2   | 3   |
| 320 PATHOLOGICAL PERSON-<br>ALITY                 |  |     |     |          |     |     |            |     |     |       |     |     |     |
| 320.0   | Schizoid Personality                                       | 1   | 0   | 1        | 4   | 1   | 5          | 11  | 1   | 12    | 16  | 2   | 18  |
| 320.1   | Paranoid Personality                                       | 1   | 0   | 1        | --- | --- | ---        | 7   | 0   | 7     | 8   | 0   | 8   |
| 320.3   | Inadequate Personality                                     | 0   | 1   | 1        | 5   | 4   | 9          | 9   | 6   | 15    | 14  | 11  | 25  |
| 320.4   | Antisocial Personality                                     | 0   | 1   | 1        | 5   | 3   | 8          | 37  | 1   | 38    | 42  | 5   | 47  |
| 320.5   | Asocial Personality  | --- | --- | ---      | 0   | 1   | 1          | 2   | 0   | 2     | 2   | 1   | 3   |
| 320.6   | Sexual Deviation   | --- | --- | ---      | 1   | 0   | 1          | 7   | 0   | 7     | 8   | 0   | 8   |
| 321 IMMATURE PERSONALITY                          |  |     |     |          |     |     |            |     |     |       |     |     |     |
| 321.0   | Emotional Instability                                      | --- | --- | ---      | 0   | 1   | 1          | 2   | 2   | 4     | 2   | 3   | 5   |
| 321.5   | Other and Unspecified                                      | --- | --- | ---      | 0   | 1   | 1          | --- | --- | ---   | 0   | 1   | 1   |
| 322 ALCOHOLISM                                    |  |     |     |          |     |     |            |     |     |       |     |     |     |
| 322.1   | Chronic  | --- | --- | ---      | 20  | 7   | 27         | 27  | 2   | 29    | 47  | 9   | 56  |
| 324   | PRIMARY CHILDHOOD BE-<br>HAVIOR DIS.                       | --- | --- | ---      | 4   | 3   | 7          | 3   | 2   | 5     | 7   | 5   | 12  |
| 325 MENTAL DEFICIENCY                             |  |     |     |          |     |     |            |     |     |       |     |     |     |
| 325.1   | Imbecility   | --- | --- | ---      | 1   | 0   | 1          | 1   | 1   | 2     | 2   | 1   | 3   |
| 325.2   | Moron  | --- | --- | ---      | 0   | 1   | 1          | 3   | 1   | 4     | 3   | 2   | 5   |
| 325.3   | Borderline Intelligence                                    | --- | --- | ---      | --- | --- | ---        | 2   | 0   | 2     | 2   | 0   | 2   |
| 325.5   | Other and Unspecified                                      | --- | --- | ---      | 1   | 3   | 4          | 0   | 1   | 1     | 1   | 4   | 5   |
| 326   | OTHER & UNSPEC. CHAR.<br>etc. DIS.                         | --- | --- | ---      | --- | --- | ---        | --- | --- | ---   | --- | --- | --- |
| 326.4   | Other and Unspecified                                      | --- | --- | ---      | --- | --- | ---        | 0   | 2   | 2     | 0   | 2   | 2   |
| 353 EPILEPSY                                      |  |     |     |          |     |     |            |     |     |       |     |     |     |
| 353.1   | Grand Mal  | --- | --- | ---      | 0   | 2   | 2          | 1   | 0   | 1     | 1   | 2   | 3   |
| 353.3   | Other and Unspecified                                      | --- | --- | ---      | 3   | 0   | 3          | 1   | 0   | 1     | 4   | 0   | 4   |
| 025   | GENERAL PARALYSIS of IN-<br>SANE                           | --- | --- | ---      | 1   | 0   | 1          | --- | --- | ---   | 1   | 0   | 1   |
| 083 LATE EFFECTS of ACUTE<br>INFECT. ENCEPHALITIS |  |     |     |          |     |     |            |     |     |       |     |     |     |
| 083.1   | Postencephalitic Personality                               | --- | --- | ---      | 0   | 1   | 1          | --- | --- | ---   | 0   | 1   | 1   |
| 083.2   | Postencephalitic Psychosis                                 | --- | --- | ---      | 0   | 3   | 3          | 0   | 1   | 1     | 0   | 4   | 4   |
| 688.1   | Puerperal Psychosis  | --- | --- | ---      | 0   | 1   | 1          | --- | --- | ---   | 0   | 1   | 1   |
| 793   | Observation  | --- | --- | ---      | 5   | 0   | 5          | 17  | 3   | 20    | 22  | 3   | 25  |
| <hr/>   |  |     |     |          |     |     |            |     |     |       |     |     |     |
| 20 27 47 146 140 286 168 39 207 334 206 540       |  |     |     |          |     |     |            |     |     |       |     |     |     |

DISCHARGES DURING 1955 SHOWING DURATION OF RESIDENCE IN HOSPITAL

| PSYCHOSES:  | Under 3 mths.               |     |     | Under 6 mths. |    |    | Under 9 mths. |   |    | Under 12 mths. |   |    | Under 18 mths. |   |   | Under 2 years. |   |    | Over 2 years. |   |    | TOTAL |     |     |     |   |   |
|---|-----------------------------|-----|-----|---------------|----|----|---------------|---|----|----------------|---|----|----------------|---|---|----------------|---|----|---------------|---|----|-------|-----|-----|-----|---|---|
|   | M                           | F   | T   | M             | F  | T  | M             | F | T  | M              | F | T  | M              | F | T | M              | F | T  | M             | F | T  | M     | F   | T   | M   | F | T |
|   | 300 Schizophrenic Disorders | 36  | 33  | 69            | 20 | 27 | 47            | 8 | 7  | 15             | 2 | 4  | 6              | 2 | 2 | 2              | 3 | 5  | 8             | 7 | 7  | 7     | 76  | 76  | 154 |   |   |
| 301 Manic-Depressive Reaction                       | 11                          | 10  | 21  | 2             | 3  | 5  | 2             | 3 | 5  | 2              | 4 | 6  | 2              | 2 | 2 | 3              | 5 | 8  | 7             | 7 | 7  | 14    | 16  | 30  |     |   |   |
| 302 Involutional Melancholia                        | 2                           | 5   | 7   | 2             | 6  | 8  | 2             | 1 | 3  | 1              | 1 | 2  | 1              | 1 | 1 | 2              | 3 | 4  | 4             | 4 | 4  | 11    | 11  | 15  |     |   |   |
| 303 Paranoia and Paranoid States                    | 7                           | 1   | 8   | 2             | 1  | 3  | 2             | 1 | 3  | 1              | 1 | 2  | 1              | 1 | 1 | 2              | 3 | 4  | 4             | 4 | 4  | 10    | 3   | 13  |     |   |   |
| 304 Senile Psychosis                                | 1                           | 1   | 2   | 1             | 1  | 2  | 1             | 1 | 2  | 1              | 1 | 2  | 1              | 1 | 1 | 2              | 3 | 4  | 4             | 4 | 4  | 9     | 2   | 11  |     |   |   |
| 305 Presentile Psychosis                            | 4                           | 5   | 9   | 2             | 1  | 3  | 1             | 1 | 2  | 1              | 1 | 2  | 1              | 1 | 1 | 2              | 3 | 4  | 4             | 4 | 4  | 6     | 8   | 14  |     |   |   |
| 306 Psychosis with Cerebral Arteriosclerosis        | 3                           | 3   | 6   | 1             | 1  | 2  | 1             | 1 | 2  | 1              | 1 | 2  | 1              | 1 | 1 | 2              | 3 | 4  | 4             | 4 | 4  | 5     | 9   | 14  |     |   |   |
| 307 Alcoholic Psychosis                             | 3                           | 8   | 11  | 1             | 1  | 2  | 1             | 1 | 2  | 1              | 1 | 2  | 1              | 1 | 1 | 2              | 3 | 4  | 4             | 4 | 4  | 5     | 9   | 14  |     |   |   |
| 308 Psychosis of Other Demonstrable Etiology        | 4                           | 2   | 6   | 1             | 1  | 2  | 1             | 1 | 2  | 1              | 1 | 2  | 1              | 1 | 1 | 2              | 3 | 4  | 4             | 4 | 4  | 5     | 9   | 14  |     |   |   |
| 309 Other and Unspecified Psychosis                 | 6                           | 2   | 8   | 2             | 1  | 3  | 1             | 1 | 2  | 1              | 1 | 2  | 1              | 1 | 1 | 2              | 3 | 4  | 4             | 4 | 4  | 6     | 8   | 14  |     |   |   |
| 310 Anxiety Reaction without Somatic Symptoms       | 4                           | 4   | 8   | 1             | 1  | 2  | 1             | 1 | 2  | 1              | 1 | 2  | 1              | 1 | 1 | 2              | 3 | 4  | 4             | 4 | 4  | 5     | 9   | 14  |     |   |   |
| 311 Hysterical Reaction                             | 3                           | 2   | 5   | 1             | 1  | 2  | 1             | 1 | 2  | 1              | 1 | 2  | 1              | 1 | 1 | 2              | 3 | 4  | 4             | 4 | 4  | 5     | 9   | 14  |     |   |   |
| 312 Obsessive-Compulsive Reaction                   | 4                           | 5   | 9   | 1             | 1  | 2  | 1             | 1 | 2  | 1              | 1 | 2  | 1              | 1 | 1 | 2              | 3 | 4  | 4             | 4 | 4  | 5     | 9   | 14  |     |   |   |
| 313 Neurotic Depressive Reaction                    | 1                           | 1   | 2   | 1             | 1  | 2  | 1             | 1 | 2  | 1              | 1 | 2  | 1              | 1 | 1 | 2              | 3 | 4  | 4             | 4 | 4  | 5     | 9   | 14  |     |   |   |
| 314 Psychoneurosis with Somatic Symptoms            | 1                           | 4   | 5   | 1             | 1  | 2  | 1             | 1 | 2  | 1              | 1 | 2  | 1              | 1 | 1 | 2              | 3 | 4  | 4             | 4 | 4  | 5     | 9   | 14  |     |   |   |
| 315 Psychoneurotic Disorders, Mixed and Unspecified | 1                           | 4   | 5   | 1             | 1  | 2  | 1             | 1 | 2  | 1              | 1 | 2  | 1              | 1 | 1 | 2              | 3 | 4  | 4             | 4 | 4  | 5     | 9   | 14  |     |   |   |
| 316 Pathological Personality                        | 78                          | 14  | 92  | 3             | 5  | 8  | 2             | 2 | 4  | 2              | 2 | 4  | 2              | 2 | 4 | 2              | 2 | 4  | 4             | 4 | 4  | 78    | 19  | 97  |     |   |   |
| 317 Immature Personality                            | 42                          | 3   | 45  | 2             | 3  | 5  | 2             | 2 | 4  | 2              | 2 | 4  | 2              | 2 | 4 | 2              | 2 | 4  | 4             | 4 | 4  | 48    | 3   | 51  |     |   |   |
| 321 Alcoholism                                      | 4                           | 1   | 5   | 4             | 4  | 8  | 2             | 2 | 4  | 2              | 2 | 4  | 2              | 2 | 4 | 2              | 2 | 4  | 4             | 4 | 4  | 6     | 6   | 12  |     |   |   |
| 322 Primary Childhood Behavior Disorders            | 4                           | 1   | 5   | 2             | 2  | 4  | 1             | 1 | 2  | 1              | 1 | 2  | 1              | 1 | 2 | 1              | 1 | 2  | 2             | 2 | 2  | 3     | 3   | 6   |     |   |   |
| 324 Mental Deficiency                               | 5                           | 4   | 9   | 2             | 2  | 4  | 1             | 1 | 2  | 1              | 1 | 2  | 1              | 1 | 2 | 1              | 1 | 2  | 2             | 2 | 2  | 3     | 3   | 6   |     |   |   |
| 326 Unspecified Character, Behavior Disorders       | 3                           | 2   | 5   | 1             | 1  | 2  | 1             | 1 | 2  | 1              | 1 | 2  | 1              | 1 | 2 | 1              | 1 | 2  | 2             | 2 | 2  | 3     | 3   | 6   |     |   |   |
| 353 Epilepsy  | 3                           | 2   | 5   | 1             | 1  | 2  | 1             | 1 | 2  | 1              | 1 | 2  | 1              | 1 | 2 | 1              | 1 | 2  | 2             | 2 | 2  | 3     | 3   | 6   |     |   |   |
| 083 Late Effects of Infectious Encephalitis         | 1                           | 1   | 2   | 1             | 1  | 2  | 1             | 1 | 2  | 1              | 1 | 2  | 1              | 1 | 2 | 1              | 1 | 2  | 2             | 2 | 2  | 3     | 3   | 6   |     |   |   |
| 688 Puerperal Psychosis                             | 19                          | 3   | 22  | 2             | 2  | 4  | 1             | 1 | 2  | 1              | 1 | 2  | 1              | 1 | 2 | 1              | 1 | 2  | 2             | 2 | 2  | 21    | 3   | 24  |     |   |   |
| Observation without need for further psych. care    | 249                         | 126 | 375 | 40            | 53 | 93 | 17            | 8 | 25 | 5              | 5 | 10 | 3              | 2 | 5 | 6              | 9 | 15 | 14            | 3 | 17 | 334   | 206 | 540 |     |   |   |

## DEPARTMENT OF PUBLIC HEALTH

## DEATHS DURING 1955 BY INTERNATIONAL STATISTICS CLASSIFICATION

|  | Male      | Female    | Total     |
|--|-----------|-----------|-----------|
| 1. Tuberculosis of Respiratory System .....                        | 0         | 1         | 1         |
| 3. Syphilis and Sequelae .....                                     | 1         | 0         | 1         |
| 17. All other Diseases Classified as Infective and Parasitic ..... | 2         | 0         | 2         |
| 18. Malignant Neoplasms .....                                      | 1         | 3         | 4         |
| 22. Vascular Lesions Affecting Central Nervous System .....        | 3         | 4         | 7         |
| 26. Arteriosclerotic and Degenerative Heart Disease .....          | 1         | 1         | 2         |
| 27. Other Disease of Heart .....                                   | 14        | 1         | 15        |
| 31. Pneumonia .....  | 17        | 0         | 17        |
| 36. Gastritis, Duadinitis, Enteritis and Colitis .....             | 0         | 1         | 1         |
| 38. Nephritis and Nephrosis .....                                  | 1         | 0         | 1         |
| 46. All other Diseases .....                                       | 6         | 0         | 6         |
| 49. Suicide and Self-inflicted Injury .....                        | 0         | 1         | 1         |
|  | <u>46</u> | <u>12</u> | <u>58</u> |

## DEATHS DURING 1955 BY PSYCHOSES

|   | Male      | Female    | Total     |
|---|-----------|-----------|-----------|
| 300. Schizophrenic Disorders .....                  | 13        | 2         | 15        |
| 303. Paranoia and Paranoid States .....             | 2         | 0         | 2         |
| 304. Senile Psychosis .....                         | 12        | 4         | 16        |
| 305. Presenile Psychosis .....                      | 2         | 0         | 2         |
| 306. Psychosis with Cerebral Arteriosclerosis ..... | 1         | 2         | 3         |
| 307. Alcoholic Psychosis .....                      | 1         | 0         | 1         |
| 308. Psychosis of Other Demonstrable Etiology ..... | 2         | 0         | 2         |
| 309. Other and Unspecified Psychoses .....          | 2         | 1         | 3         |
| 320. Pathological Personality .....                 | 1         | 0         | 1         |
| 322. Alcoholism .....                               | 1         | 0         | 1         |
| 325. Mental Deficiency .....                        | 6         | 1         | 7         |
| 353. Epilepsy .....                                 | 2         | 2         | 4         |
| 025. General Paralysis of Insane (Syphilis) .....   | 1         | 0         | 1         |
|   | <u>46</u> | <u>12</u> | <u>58</u> |

## ROSEHAVEN, CAMROSE

---

### *Movement of Residents*

On January 1, 1955, the resident population at Rosehaven numbered 426, of which 251 were men and 175 were women. The total number in residence on December 31, 1955 was 415, 245 men and 170 women.

Admissions to Rosehaven during 1955 numbered 63, of which 32 were transferred from Provincial Mental Hospital, Ponoka, and 31 from Provincial Mental Institute, Edmonton. There were 33 residents returned from leave of absence or elopements, making a total of 96 admissions.

Separations from Rosehaven numbered 107 during the year, 67 of this number attributable to death, two to formal discharge, 35 to leave of absence and three to elopement. Ten residents remained on extended leave on December 31, 1955.

Admissions throughout the year were in the form of transfers from other mental institutions in Alberta, filling beds as these were made available by death or discharge.

Deaths were due to degenerative causes chiefly.

### *Accidents and Elopements*

During the year a number of residents received injuries caused by accidental falls or interference from other residents. Many of these resulted in contusions and lacerations of a minor nature requiring first aid measures. In 52 instances more extensive treatment was required, 13 of these were fractures, 14 were lacerations requiring suturing and 25 required diagnostic X-ray or bed care. There were nine incidents of patients leaving the grounds without permission. All were returned without incident, three requiring police assistance in locating the resident.

### *General Health*

The general health of the residents was considered good in view of the age of these individuals. An increasing number required nursing care and marked progressive mental and physical decline was apparent in the majority of the residents.

During the year, 515 patients required infirmary bed care and each averaged 8.9 days in bed. There were 21 patients admitted to St. Mary's Hospital, Camrose, for surgical, medical or orthopedic treatment. Laboratory and X-ray work done at St. Mary's Hospital for patients other than those admitted for treatment consisted of 112 laboratory tests, 40 X-rays and four cast applications.

Medical care was supplied by a doctor from the Smith Clinic, Camrose.

Dental care and examinations were undertaken twice in the year. The dentist from the Provincial Mental Institute was in attendance. Emergency work was done by a local dentist.

*Occupational Therapy*

There has been no organized occupational therapy service established at Rosehaven. Residents were encouraged to do handiwork and were supplied with material. A few residents worked in the institutional services and groups of male residents assisted with the garden work in the summer.

Approximately 70 residents assisted with light housekeeping duties to some extent.

*Religious Service*

Various religious denominations held services at the institution during the year.

*Recreation*

Walking parties and lawn groups were taken out each day when the weather permitted. A movie film was shown each week. Approximately 250 residents have been in attendance. Parties in the form of bingo, tea dances and cards have been arranged at least once a month. Games, cards and puzzles have been supplied to the wards. A collection of records has been obtained and music was enjoyed on occasion. A television set, donated by a local organization, has provided considerable diversion. Car rides were arranged periodically by the same organization for about 150 residents. Several Christmas parties were enjoyed by all the patients. Ex-servicemen have been visited regularly by the local branch of the Canadian Legion.

*Buildings*

A new 80-bed unit was under construction and nearing completion. A new laundry containing ample modern equipment and facilities was ready for operation at the year's end.

Maintenance of the buildings has been very satisfactory and repairs have been done promptly.

*Garden and Grounds*

Established garden and grounds show little change and have been well maintained. Excavation and building have hampered any landscaping in the vicinity of the newer structures.

*Staff*

The general health of the staff during the year has been good. Vacancies on the staff establishment created by resignation, have been readily filled in most instances. Difficulty was experienced, however, in filling graduate nurses' positions.

*Visitors*

Regular visits were made to Rosehaven by the Director of Mental Health.

The Eugenics Board as a visiting committee made its annual visit.

## MOVEMENT OF POPULATION DURING 1955

|  | Male | Female | Total | Male<br>251 | Female<br>175 | Total<br>426 |
|--|------|--------|-------|-------------|---------------|--------------|
| In residence January 1, 1955 .....         |      |        |       |             |               |              |
| Admissions:                                |      |        |       |             |               |              |
| From P.M.H. Ponoka .....                   | 24   | 8      | 32    |             |               |              |
| From P.N.I. Edmonton .....                 | 19   | 12     | 31    |             |               |              |
| Ret'd L.O.A. & Elopement .....             | 15   | 18     | 33    |             |               |              |
|  | 58   | 38     | 96    | 58          | 38            | 96           |
|  |      |        |       | 309         | 213           | 522          |
| Discharges:                                |      |        |       |             |               |              |
| Formal Discharges .....                    | 2    | 0      | 2     |             |               |              |
| Discharge on L.O.A. ....                   | 14   | 21     | 35    |             |               |              |
| Floped .....                               | 3    | 0      | 3     |             |               |              |
| Deaths .....                               | 45   | 22     | 67    |             |               |              |
|  | 64   | 43     | 107   | 64          | 43            | 107          |
| Total in residence December 31, 1955 ..... |      |        |       | 245         | 170           | 415          |

## CLASSIFICATION OF MENTAL DISORDERS

|       |   |     |
|-------|---|-----|
| 300   | SCHIZOPHRENIC DISORDERS                                 |     |
| 300.0 | Simple .....  | 2   |
| 300.1 | Hebephrenic .....                                       | 6   |
| 300.2 | Catatonic .....   | 33  |
| 300.3 | Paranoid .....  | 37  |
| 300.4 | Acute Schiz. reaction                                   |     |
| 300.5 | Latent Schizophrenia                                    |     |
| 300.6 | Schizo-affective psy.                                   |     |
| 300.7 | Unspecified   |     |
| 301   | MANIC DEPRESSIVE REACTION                               |     |
| 301.0 | Manic and circular .....                                | 10  |
| 301.1 | Depressive  |     |
| 301.2 | Other types   |     |
| 302   | INVOLUTIONAL PSYCHOSIS                                  |     |
| 303   | PARANOIA AND PARANOID STATES .....                      | 45  |
| 304   | SENILE PSYCHOSIS .....                                  | 141 |
| 305   | PRESENILE PSYCHOSIS                                     |     |
| 306   | PSYCHOSIS WITH CEREBRAL ARTERIOSCLEROSIS .....          | 82  |
| 307   | ALCOHOLIC PSYCHOSIS (exc. 322)                          |     |
| 308   | PSY. OF DEMONSTRABLE ETIOLOGY                           |     |
| 308.0 | Brain tumor   |     |
| 308.1 | Epilepsy (ex. 353) .....                                | 5   |
| 308.2 | Infective and parasitic (exc. 010, 025, 026, 083)       |     |
| 308.3 | Allergic, endocrine, metabolic and nutritional diseases |     |
| 308.4 | Of blood and circulatory system .....                   | 1   |
| 308.5 | Of sense and nervous system .....                       | 1   |
| 308.6 | Of drugs and exogenous poisons                          |     |
| 308.7 | Of accidents and violence (traumatic) .....             | 2   |
| 308.8 | Other diseases and conditions                           |     |
| 309   | OTHER AND UNSPECIFIED PSYCHOSIS                         |     |
| 309.1 | Psy. with Psychopathic personality                      |     |
| 309.2 | Psy. with Mental Deficiency .....                       | 6   |
| 309.3 | Unspecified (undiagnosed) .....                         | 1   |
|       | PSYCHONEUROTIC DISORDERS                                |     |
| 310   | ANXIETY   |     |
| 311   | HYSTERICAL REACTION .....                               | 1   |
| 312   | PHOBIC REACTION   |     |
| 313   | OBSESSIVE-COMPULSIVE REACTION                           |     |
| 314   | NEUROTIC DEPRESSIVE REACTION                            |     |
| 315   | PSYCHONEUROSIS - CIRCULATORY SYSTEM                     |     |
| 316   | PSYCHONEUROSIS - DIGESTIVE SYSTEM                       |     |
| 317   | PSYCHONEUROSIS - OTHER SYSTEMS                          |     |
| 317.0 | Re respiratory system                                   |     |
| 317.1 | Re genito-urinary system                                |     |
| 317.2 | Pruritis of psychogenic origin                          |     |
| 317.3 | Other cutaneous neuroses                                |     |
| 317.4 | Re musculoskeletal system                               |     |
| 317.5 | Re other systems  |     |
| 318   | PSYCHONEUROTIC DISORDERS, MIXED, ETC.                   |     |
| 318.0 | Hypochondriacal reaction                                |     |
| 318.1 | Depersonalization                                       |     |
| 318.2 | Occupational neurosis                                   |     |
| 318.3 | Asthenic reaction                                       |     |
| 318.4 | Mixed   |     |
| 318.5 | Other, unspecified                                      |     |
| 320   | PATHOLOGICAL PERSONALITY                                |     |
| 320.0 | Schizoid personality                                    |     |
| 320.1 | Paranoid personality .....                              | 1   |
| 320.2 | Cyclothymic personality                                 |     |
| 320.3 | Inadequate personality                                  |     |
| 320.4 | Antisocial personality                                  |     |
| 320.5 | Asocial personality                                     |     |
| 320.6 | Sexual deviation  |     |
| 320.7 | Other, unspecified                                      |     |

|       |   |    |
|-------|---|----|
| 321   | IMMATURE PERSONALITY  |    |
| 321.0 | Emotional instability   |    |
| 321.1 | Passive dependency  |    |
| 321.2 | Aggressiveness  |    |
| 321.3 | Enuresis  |    |
| 321.4 | Other symptomatic habits  |    |
| 321.5 | Other, unspecified  |    |
| 322   | ALCOHOLISM (Exc.307)  |    |
| 322.0 | Acute   |    |
| 322.1 | Chronic   | 1  |
| 322.2 | Unspecified   |    |
| 323   | OTHER DRUG ADDICTION (Exc. 308.6)                                       |    |
| 324   | PRIMARY CHILDHOOD BEHAVIOUR DISORDERS                                   |    |
| 325   | MENTAL DEFICIENCY (Exc. 309.1)  |    |
| 325.0 | Idiocy  | 3  |
| 325.1 | Imbecility  | 2  |
| 325.2 | Moron   | 1  |
| 325.3 | Borderline intelligence   |    |
| 325.4 | Mongolism   |    |
| 325.5 | M.D. with epilepsy  |    |
| 325.6 | Unspecified   | 1  |
| 326   | UNSPECIFIED DISORDERS (non-organic)                                     |    |
| 326.0 | Specific learning defects   |    |
| 326.1 | Stammering and stuttering   |    |
| 326.2 | Other speech impediments  |    |
| 326.3 | Acute situational maladjustments  |    |
| 326.4 | Other, unspecified  |    |
| 010.1 | PSY. WITH T.B. OF MENINGES & C.N.S.                                     |    |
| 020.1 | CONGENITAL SYPHILIS - Juvenile  |    |
| 024   | TABES DORSALIS  |    |
| 025   | GENERAL PARALYSIS OF INSANE   | 4  |
| 026.0 | OTHER SYPHILIS OF C.N.S.  |    |
| 026.1 | PSY. WITH OTHER SYPHILIS OF C.N.S.                                      | 3  |
| 083.1 | POSTENCHYPHALIC PER. DISORDERS  |    |
| 083.2 | POSTENCHYPHALITIC PSYCHOSES   |    |
| 353   | EPILEPSY (without psychosis)  |    |
| 353.0 | Petit mal   |    |
| 353.1 | Grand mal   |    |
| 353.2 | Other, unspecified  |    |
| 648.3 | Psychosis during pregnancy  |    |
| 688.1 | Puerperium psychosis  |    |
| 795.1 | Malingering   |    |
| 794   | Senility (without psychosis)  |    |
| 900   | Other conditions (not psychotic plus other conditions not listed above) |    |
| 930   | Not Psychotic   | 26 |

## RECORD OF MALE DEATHS 1955

| Age | Years in Institution |        |      | CAUSE OF DEATH  |
|-----|----------------------|--------|------|---|
|     | Years                | Months | Days |   |
| 81  | 6                    | 0      | 10   | Coronary occlusion  |
| 75  | 1                    | 4      | 24   | Arteriosclerosis<br>Coronary occlusion  |
| 76  | 6                    | 7      | 9    | Arteriosclerosis<br>Bronchopneumonia<br>Cachexia<br>Jaundice<br>Carcinoma primary unknown |
| 78  | 0                    | 10     | 15   | Coronary occlusion<br>Coronary arteriosclerosis   |
| 89  | 0                    | 5      | 4    | Bronchopneumonia  |
| 73  | 0                    | 10     | 26   | Coronary occlusion<br>Coronary arteriosclerosis   |
| 85  | 0                    | 11     | 24   | Bronchopneumonia<br>Cerebral vascular accident  |
| 98  | 1                    | 3      | 6    | Bronchopneumonia  |
| 96  | 7                    | 0      | 13   | Toxemia due to gangrene both legs due to<br>Arteriosclerotic peripheral vascular disease  |
| 65  | 1                    | 3      | 26   | Myocardial failure  |
| 73  | 1                    | 2      | 12   | Bronchopneumonia<br>Influenza   |
| 81  | 6                    | 8      | 5    | Bronchopneumonia<br>Influenza   |
| 86  | 3                    | 0      | 19   | Bronchopneumonia<br>Influenza   |
| 82  | 3                    | 4      | 1    | Bronchopneumonia<br>Influenza   |
| 72  | 1                    | 2      | 25   | Bronchopneumonia<br>Influenza   |
| 81  | 2                    | 2      | 14   | Bronchopneumonia  |
| 77  | 3                    | 0      | 24   | Cerebral vascular accident<br>Hypertension  |
| 78  | 1                    | 4      | 16   | Bronchopneumonia  |
| 77  | 1                    | 3      | 26   | Bronchopneumonia  |
| 79  | 1                    | 10     | 7    | Bronchopneumonia<br>Influenza   |
| 79  | 6                    | 10     | 19   | Coronary occlusion<br>Arteriosclerotic heart disease                                      |
| 73  | 0                    | 8      | 29   | Bronchopneumonia<br>Influenza   |
| 77  | 1                    | 2      | 26   | Cerebral apoplexy   |
| 73  | 1                    | 1      | 6    | Myocardial failure  |



## RECORD OF MALE DEATHS 1955 (cont.)

| Age | Years in Institution |        |      | CAUSE OF DEATH                 |
|-----|----------------------|--------|------|--------------------------------|
|     | Years                | Months | Days |                                |
| 81  | 1                    | 3      | 17   | Myocardial failure             |
| 77  | 0                    | 2      | 22   | Myocardial failure             |
| 81  | 7                    | 1      | 10   | Myocardial failure             |
| 73  | 1                    | 5      | 18   | Myocardial failure             |
| 77  | 4                    | 4      | 0    | Carcinoma of pancreas          |
| 78  | 2                    | 2      | 5    | Progressive jaundice           |
|     |                      |        |      | Bronchopneumonia               |
|     |                      |        |      | Carcinoma of lung              |
|     |                      |        |      | Myocardial failure             |
| 92  | 7                    | 1      | 20   | Cerebral infarction            |
|     |                      |        |      | Cerebral arteriosclerosis      |
| 80  | 7                    | 2      | 11   | Cerebral thrombosis            |
| 79  | 4                    | 4      | 20   | Cerebral infarction            |
| 74  | 1                    | 6      | 14   | Carcinoma of stomach           |
| 76  | 0                    | 9      | 30   | Hypostatic pneumonia           |
| 83  | 1                    | 10     | 6    | Bronchopneumonia               |
|     |                      |        |      | Carcinoma of prostate          |
| 81  | 4                    | 3      | 18   | Myocardial failure             |
| 84  | 3                    | 7      | 1    | Terminal pneumonia             |
|     |                      |        |      | Cellulitis - left leg          |
| 85  | 1                    | 11     | 3    | Terminal pneumonia             |
|     |                      |        |      | Congestive failure             |
| 75  | 0                    | 0      | 4    | Congestive heart failure       |
|     |                      |        |      | Pneumonia                      |
| 44  | 2                    | 0      | 2    | Toxaemia                       |
|     |                      |        |      | Decubitus ulcers               |
| 79  | 0                    | 7      | 20   | Multiple Sclerosis             |
|     |                      |        |      | Myocardial failure             |
|     |                      |        |      | Coronary sclerosis             |
| 79  | 7                    | ■      | 12   | Bronchopneumonia               |
|     |                      |        |      | Bronchopneumonia               |
| 85  | 1                    | ■      | 27   | Arteriosclerotic heart disease |
|     |                      |        |      | Bronchopneumonia               |
| 86  | 0                    | 0      | 17   | Congestive failure             |
|     |                      |        |      | Congestive failure             |
|     |                      |        |      | Bronchopneumonia               |

## RECORD OF FEMALE DEATHS 1955

| Age | Years in Institution |        |      | CAUSE OF DEATH                 |
|-----|----------------------|--------|------|--------------------------------|
|     | Years                | Months | Days |                                |
| 79  | 5                    | 10     | 0    | Bronchopneumonia               |
| 82  | 6                    | 11     | 29   | Bronchopneumonia               |
|     |                      |        |      | Debility                       |
| 86  | 0                    | 3      | 12   | Carcinoma primary unknown      |
|     |                      |        |      | Cerebral Vascular Accident     |
|     |                      |        |      | Cerebral Arteriosclerosis      |
| 83  | 6                    | 0      | 12   | Bronchopneumonia               |
|     |                      |        |      | Old age - decubitus ulcers     |
| 76  | 0                    | 3      | 11   | Cerebral Vascular Accident     |
|     |                      |        |      | Hypertension                   |
| 80  | 3                    | 8      | 13   | Bronchopneumonia               |
| 84  | 1                    | 6      | 12   | Bronchopneumonia               |
|     |                      |        |      | Fractured femur                |
| 78  | 2                    | 4      | 0    | Bronchopneumonia               |
|     |                      |        |      | Myocardial failure             |
| 74  | 1                    | 11     | 25   | Bronchopneumonia               |
|     |                      |        |      | Influenza                      |
| 92  | 2                    | 7      | 23   | Bronchopneumonia               |
| 73  | 7                    | 0      | 30   | Myocardial failure             |
| 76  | 6                    | 3      | 28   | Myocardial failure             |
| 73  | 2                    | 1      | 13   | Arteriosclerotic heart disease |
|     |                      |        |      | Bronchopneumonia               |
| 87  | 6                    | 7      | 20   | Arteriosclerotic heart disease |
| 89  | 2                    | 6      | 14   | Myocardial failure             |
| 77  | 1                    | 11     | 3    | Carcinoma serum                |
| 80  | 0                    | 9      | 3    | Gastro-intestinal haemorrhage  |
| 79  | 2                    | 11     | 21   | Congestive failure             |
|     |                      |        |      | Bronchopneumonia               |
| 78  | 0                    | 1      | 17   | Bronchopneumonia               |
|     |                      |        |      | Cerebral thrombosis            |
| 82  | 4                    | 10     | 20   | Bronchopneumonia               |
| 83  | 1                    | 0      | 15   | Terminal pneumonia             |
|     |                      |        |      | Arteriosclerotic heart disease |
| 81  | 0                    | 2      | 13   | Bronchopneumonia               |

## CLASSIFICATION OF DEATHS ACCORDING TO PSYCHIATRIC DIAGNOSIS 1955

| SCHIZOPHRENIC DISORDERS:                       | Male  | Female | Total |
|--|-------|--------|-------|
| Hebephrenic .....                              | 1     | 0      | 1     |
| Catatonic .....                                | 0     | 1      | 1     |
| Paranoid .....                                 | 2     | 0      | 2     |
| Manic Depressive Reaction .....                | 1     | 0      | 1     |
| Paranoia and Paranoid States .....             | 1     | 1      | 2     |
| Senile Psychosis .....                         | 19    | 17     | 36    |
| Psychosis with Cerebral Arteriosclerosis ..... | 15    | 3      | 18    |
| Mental Deficiency .....                        | 1     | 0      | 1     |
| Not Psychotic .....                            | 5     | 0      | 5     |
|  | <hr/> | <hr/>  | <hr/> |
|  | 45    | 22     | 67    |

## Provincial Auxiliary Mental Hospital Claresholm

---

### *Movements of Patients*

In residence on January 1, 1955, there were 95 patients. Four patients were on leave of absence for Christmas and the New Year.

There was one admission under the Mental Defectives Act and one re-admission under the Mental Defectives Act.

There were two patients transferred here from the Provincial Mental Hospital, Ponoka.

Two patients were discharged—one to the care of her relatives and one to a hospital in Quebec. They were discharged as unimproved.

One patient died during the year.

### *Accidents or Elopements*

One patient sustained a Colles fracture. There were no accidents of a serious nature and there were no elopements.

### *General Health*

The health of the patients was very good throughout the year. Patients and staff received Typhoid vaccine. The necessary X-ray and laboratory tests were done at the Claresholm Municipal Hospital.

### *Occupational Department.*

The usual sale of work was held in December. Many favourable comments were made regarding the display of work.

During the winter months one staff member endeavours to keep the patients who do not attend the occupational class busy. They are encouraged to knit, embroider, color or make scrap books, do simple jig saws, and play checkers or cards.

In the summer twenty to twenty-five patients work in the garden and grounds under the supervision of a ward aide.

### *Recreational Activities*

The United Church Choir visited the hospital at Christmas and Easter and their music was enjoyed by the patients.

The Salvation Army group visited the hospital at Christmas and held a short program and distributed gifts to the patients.

Thirty-five patients were driven around the town by staff members to see the Christmas decorations and taken to one of the staff's home for lunch. This outing was greatly enjoyed by the patients.

Films were shown to the patients twice each month.

When weather permits during the winter the patients are taken for walks and many go out on parole. In the summer months all the patients are taken out on the grounds.

The usual parties, sports day, and dances were enjoyed.

### Religious Services

Local clergymen conducted services each Sunday afternoon which were well attended by the patients.

### Dentistry

Dr. Palmer from the Provincial Mental Hospital, Ponoka, visited this hospital in June and gave the necessary dental care. Any emergency dental work was done by the local dentists.

### Fire Protection

The buildings were inspected by the fire inspector. Fire practices were held and equipment checked.

### Buildings

Repairs to the buildings and equipment were carried out by maintenance staff. Some re-decorating was done.

### Gardens and Grounds

The vegetable crop was excellent and it is hoped there will be enough to supply the hospital for the year.

### Visitors

The hospital has been visited by Dr. R. R. MacLean, Director, Division of Mental Health, and his help and advice were greatly appreciated.

The Eugenics Board, acting as a visiting board, made rounds of the hospital and grounds.

Relatives and friends visited the patients during the year.

#### MOVEMENT OF PATIENT POPULATION DURING 1955

|                                    | Male | Female | Total | Male | Female | Total |
|------------------------------------|------|--------|-------|------|--------|-------|
| In Residence January 1, 1955 ..... |      |        |       | ---  | 95     | 95    |
| On leave or otherwise absent ..... |      |        |       | ---  | 4      | 4     |
| <b>ADMISSIONS</b>                  |      |        |       |      |        |       |
| First Admissions                   |      |        |       |      |        |       |
| (a) Voluntary .....                |      |        |       |      |        |       |
| (b) Certificate .....              |      |        |       |      |        |       |
| (c) Warrant .....                  |      |        |       |      |        |       |
| (d) M.D. Act .....                 | ---  | 1      | 1     | ---  | 1      | 1     |
| Re-Admissions                      |      |        |       |      |        |       |
| (a) Voluntary .....                |      |        |       |      |        |       |
| (b) Certificate .....              |      |        |       |      |        |       |
| (c) Warrant .....                  |      |        |       |      |        |       |
| (d) M.D. Act .....                 | ---  | 1      | 1     | ---  | 1      | 1     |
| <b>TRANSFERS</b>                   |      |        |       |      |        |       |
|                                    |      |        |       | ---  | 2      | 2     |
|                                    |      |        |       | ---  | 103    | 103   |
| <b>TOTAL ADMISSIONS</b>            |      | 4      | 4     |      |        |       |
| <b>SEPARATIONS</b>                 |      |        |       |      |        |       |
| Discharges                         |      |        |       |      |        |       |
| (a) As Recovered .....             |      |        |       |      |        |       |
| (b) As Improved .....              |      |        |       |      |        |       |
| (c) As Unimproved .....            | ---  | 2      | 2     | ---  | 2      | 2     |
| Total Discharges                   | ---  | 2      | 2     |      |        |       |
| Transfers                          |      |        |       |      |        |       |
| Deaths .....                       | ---  | 1      | 1     | ---  | 1      | 1     |
| Total Separations                  |      |        |       | ---  | 3      | 3     |
|                                    |      |        |       | ---  | 100    | 100   |
| On leave or otherwise absent ..... |      |        |       | ---  | 1      | 1     |
|                                    |      |        |       | ---  | 99     | 99    |

#### Time in Mental Hospital

Sex    Age Yrs.    Mos.    Days    Cause of Death

Female    86    15    5    19    Shock following fracture -- Dislocation of right shoulder - Psychosis with Cerebral Arterio-Sclerosis.

## Provincial Auxiliary Mental Hospital, Raymond

---

### *Movement of Patients*

On January 1st, 1955 there were one hundred and thirty-four patients enrolled, one hundred and thirty-three in residence and one on leave of absence. There were two transfers received from other mental hospitals. There was one re-admission and three first admissions. Separations included one discharge and five deaths. Thus on December 31, 1955 there were in residence, one hundred and thirty-three patients and one patient on an extended leave of absence.

### *Accidents and Elopements*

There were no elopements and only minor accidents causing bruises but no broken bones.

### *General Health*

One minor and two major surgical operations were necessary to patients as follows: one patient underwent surgery for a Hysterectomy. One patient underwent an emergency Laparotomy and Caecostomy preparatory to the removal of a huge cancerous tumor but patient did not rally from the first operation. One patient had a mole removed from her chest when it began new growth. One patient was treated for an active Duodenal Ulcer.

### *Occupational Therapy*

Patients are occupied in the laundry, sewing room, kitchen, nurses' residence and on the wards. The occupational parlor for needlework is comfortably furnished with overstuffed chairs and chesterfields and there is a radio. Rag rugs made by patients cover the floor.

### *Library*

The patients' library is situated in the Occupational Parlor. One new book is added monthly. Current magazines are available from subscriptions or from donations of local friends.

### *Religious Services*

Church services are held at the hospital once monthly. These clergymen also preside at patients' funerals when required to do so.

### *Recreation and Entertainment*

The picture shows continue to be the most enjoyable entertainment, and these are shown at the hospital twice monthly. Special holidays are celebrated with a concert, dance or party. A sports day is held during the summer, and occasionally picnic suppers served on the lawn. There is a radio and piano on the ward and also in the Annex sitting room.

### *Staff Changes*

One boiler room employee reached retirement in June and

was replaced. The Department of Public Works also engaged a full time gardener to work on the lawns and flower beds.

*Visitors*

Periodic inspections were made by members of the Department of Public Health, Public Works, Fire Department, Electrical and Boiler Inspectors. The Provincial Visiting Board made their annual visit of inspection.

*Gardens and Grounds*

Much improvement was made on the lawns and flower beds this summer. The vegetable gardens yielded abundantly with sufficient produce for our summer and winter requirements.

*Conclusion*

The hospital capacity has been maintained throughout the year and the general health of the patients has been satisfactory.

MOVEMENT OF PATIENT POPULATION DURING 1955

|  | M   | F   | T   | M   | F   | T   |
|--|-----|-----|-----|-----|-----|-----|
| In Residence January 1, 1955 .....       |     |     |     | --- | 134 | 134 |
| <b>ADMISSIONS:</b>                       |     |     |     |     |     |     |
| (a) Voluntary .....                      | --- | 2   | 2   |     |     |     |
| (b) Certificates .....                   | --- | 1   | 1   |     |     |     |
| (c) Warrant .....                        | --- | --- | --- |     |     |     |
| (d) Order .....                          | --- | --- | --- |     |     |     |
| (e) Transfers .....                      | --- | 2   | 2   |     | 5   | 5   |
|  |     |     |     | --- | 139 | 139 |
| <b>RE-ADMISSIONS:</b>                    |     |     |     |     |     |     |
| (a) Voluntary .....                      | --- | --- | --- |     |     |     |
| (b) Certificates .....                   | --- | 1   | 1   |     |     |     |
| (c) Warrant .....                        | --- | --- | --- |     |     |     |
| (d) Order .....                          | --- | --- | --- |     |     |     |
| (e) Transfers .....                      | --- | --- | --- |     | 1   | 1   |
|  |     |     |     | --- | 140 | 140 |
| <b>DISCHARGES:</b>                       |     |     |     |     |     |     |
| (a) As Recovered .....                   | --- | --- | --- |     |     |     |
| (b) As Improved .....                    | --- | 1   | 1   |     |     |     |
| (c) As Unimproved .....                  | --- | --- | --- |     |     |     |
| (d) Transferred to other hospitals ..... | --- | --- | --- |     |     |     |
| (e) Eloped .....                         | --- | --- | --- |     |     |     |
| (f) Deported .....                       | --- | --- | --- |     |     |     |
| (g) As without Psychosis .....           | --- | --- | --- |     |     |     |
| (h) Deaths .....                         | --- | 5   | 5   |     | 6   | 6   |
|  |     |     |     | --- | 134 | 134 |
| In Residence December 31, 1955 .....     |     |     |     | --- | 134 | 134 |

DEATHS DURING THE YEAR 1955

| Sex    | Time in Hospital |      |           | CAUSE  |
|--------|------------------|------|-----------|--|
|        | Age              | Yrs. | Mos. Days |  |
| Female | 70               | 13   | 2 7       | Carcinoma of Liver 1 year. Cerebral Arteriosclerosis 13 years.                                       |
| Female | 26               | 11   | 4 4       | Pulmonary TBC (2 mos.) Intestinal TBC (2 weeks).   |
| Female | 64               | 25   | 3 15      | Acute Myocardial failure (4 mos.).   |
| Female | 67               | 41   | 2 6       | Congestive Heart Failure (1½ yrs.).  |
| Female | 66               | 14   | 9 0       | Circulatory Collapse (2 days). Acute Bowel Obstruction (2 days). Carcinoma of large Bowel (unknown). |

## Provincial Training School, Red Deer

L. J. LEVANN, M.D., *Medical Superintendent*

### *In Residence, Admissions, Discharges, Deaths*

The population has shown the same consistent rise as during recent years; a total of 126 admissions were effected during 1955, of which 52 were Moron, 31 Imbecile and 13 Idiots. A reversal has occurred this year, as this is one of the first years in which the dischargeable admissions have exceeded the number of custodial admissions. Total population is now 698.

The number of trainees discharged from the School, many of whom were found employment, was 49 this year, exceeding last year's total by 16. Four males were transferred, three to the Provincial Mental Hospital and one to the Baker Memorial Sanatorium. There were seven deaths.

### *Application for Admission*

There were fewer applications for admission this year than last. Ninety-nine applications were received.

*Eugenics Board Visits, Sterilizations, etc.*

There were 60 presentations to the Eugenics Board this year, and in conformity with their recommendations 48 trainees were operated upon for sterilization, 33 males and 15 females. One case was deferred.

### *Staff Changes and Activities*

A Medical Officer was appointed to this School on 1st April this year, and this appointment has considerably minimized the work of the Medical Superintendent, and has undoubtedly resulted in more efficient medical services available for the trainee population.

### *Health of Trainees and Staff*

The general health of the School population has been comparatively good. Epidemics have occurred, but of minimal intensity. This included a localized outbreak of dysentery which was quickly controlled, and the usual instances of childhood types of fevers.

Prophylactic immunizations against diphtheria and whooping cough were carried out on patients. Enteric fever immunization was carried out on all patients and staff, and Salk vaccine was made available and administered to 47 patients.

During the year one trainee was found to be suffering from pulmonary tuberculosis and was transferred to the Baker Memorial Sanatorium for treatment.

Three trainees were transferred to the Provincial Mental Hospital as a result of developing acute psychotic states which could not be treated at this School.

The dental care of the trainees has remained consistently high and the School dentist has performed the necessary dental work.

### *Training Program for Nurses and Attendants*

The training program, which was reoriented during the previous year, has proven to be most effective in subserving the best needs of both the nursing staff and the institution. Ten women and four men completed the course. The early waning of enthusiasm of a select minority each year has resulted in the less interested staff members dropping out and the more interested staff members reaching second and third year subjects, and it has been possible to augment the technical calibre of the clinical subjects for this group. It is anticipated that next year will show a graduating class of at least 20 persons who have completed the three year course, making it the largest graduating class in the history of this institution. It is further anticipated that graduating classes will continue to increase, and that their actual knowledge in clinical subjects, as well as nursing procedures, will be considerably higher than has been obtained in former years.

### *Training Program for Trainees*

The program for trainees has been augmented and amplified. There were a total of 122 children receiving Sense Training during this year, and 105 attending academic school classes. This total of 227 this year versus 140 in 1954, represents an increase of 62% in this year's school attendance over last year. The augmentation of the use of the school facilities has been made possible by incorporating in the daily program for the senior classes a period of manual training. In this way the effect of tedium which might readily be obtained on a mentally defective child has been to a large extent obviated inasmuch as the child is not expected to devote the entire day to academic subjects, but rather split the day into handwork as well as academic training. Despite the fact that the actual daily hours of academic school training has been lessened this has in no way minimized the progress which the children have been making.

### *Recreational Activities*

Recreational therapy is used as an important adjunct to the training and social disciplining of the trainees. It should be noted that the behaviour of even mid-grade defectives to low imbecile level can be considerably improved, and the amount of care they require minimized by being able to take them from the constant ward atmosphere and allow them to play simple games, attend moving picture performances and concerts in the Recreation Hall.

The average daily attendance at the Recreation Hall over the year was 215 trainees per day. In addition there were special parties and activities which took in an additional 450 children per month. The weekly moving picture performances included the attendance of 500 children per week. There were 600 attendances at the Red Deer Municipal Swimming Pool by the trainees at this School. Amongst the other activities for the year were basketball, hockey, baseball, skating, track meets, amateur hours and choral training.

### *Occupational Therapy*

The Occupational Therapy department has also shown a

marked increase and impetus in its work during the past year. There were a total of 15,868 attendances with an average daily attendance of 77 children.

It has been possible to include many children of categories who do not have available for them sense training classes and school instruction classes, this has resulted in diversification of both activities and geographical location for many children who, without activities of this sort, would do very little but sit about a ward all day long developing irritations, disinterest generally in their surroundings and ultimately become wholly dependent upon nursing care and attention.

The type of work carried out in the Occupational Therapy Department has been basket work, embroidery, soft toy making, rug making, and crochet work. Preliminary work has also begun in ceramics.

#### *Farm Instructor*

The work of the Farm Instructor this past year has included such items as lectures and demonstrations in farm work, market gardening, poultry raising, brooder house construction, and farm field work.

There has been some reorientation in agricultural training inasmuch as the senior schoolboys are now spending part of the day with the agricultural instructor. Hence 15 schoolboys were included in the agricultural instruction classes as well as the population residing at the farm villa.

#### *Shoemaker*

Many children incapable of complete ambulation or with some degree of spasticity have been included in the shoemakers department. Since of necessity, due to the lack of industrialized areas in the vicinity of Red Deer, it has not been possible to place many boys with a shoemaker or in a shoe factory, the work of the shoemaker is largely to provide therapy for spastic or crippled children who will perforce remain at the School most of their lives. This work has been interesting for them and at the same time has provided the School with prompt shoe repairs.

#### *Vocational Training*

In this department the gross increase in efficiency and activity have been noticeable during the past year. From February to June there was an average of 38 boys receiving instruction in shop work daily. From November to December there was an average of 30 boys receiving instruction in shop work. During the summer months a camp site was purchased by the Parents/School Association for Exceptional Children of the Red Deer Training School. A small group of senior boys, under the direction of the Vocational Training Instructor, cleared a large area of land and constructed on a concrete foundation a summer cottage with an overall dimension of 25' x 50'. This cottage will be used in ensuing years to provide 12 to 15 children per week a holiday at a lake resort. This will act as an additional incentive for the children to apply themselves to their training program during the winter months, and will also act as an additional incentive towards socially acceptable behaviour.



In addition to the cottage at Gull Lake there were also made in shop working classes flower stands, foot stools, tables, trays, post boxes for school, games for wards, and the usual categories of wood handicrafts carried out at most schools.

### *Social Work Service*

This service has been an important one in continuing the discharge and supervision of trainees from this school. The Social Worker made a total of 332 visits to trainees and prospective employers. The situation is still in existence in which there is a greater demand for our trained trainees for outside work than we are able to supply.

### *Extra Mural Activities*

This year, as in previous years, the School staff were called upon to give many talks, radio broadcasts, to Women's Institutes and Home and School Associations, as well as Service Clubs. There were a total of nine radio broadcasts given.

During the year it has been possible to install three T.V. sets donated by various public bodies and interested parties. The sets have been installed in the schoolboys' and schoolgirls' wards, and one in the infirmary ward, where there are many spastic and crippled children of comparatively high intelligence level for whom this additional diversion has caused considerable happiness.

The Guidance Clinic team has continued to be recruited from the staff of this School, and its work is described in the Annual Report of the Red Deer Guidance Clinic.

Due to the continued interest of the Parent/School Organization for Exceptional Children of Red Deer Training School, 169 children went away for summer holidays this year for periods varying from one to three months, and 104 children went home for a week during the Christmas holiday.

### *New Construction*

A site was cleared for a new Clinical building.

### *Farm and Garden Produce*

The excellent weather which prevailed during the past summer has resulted in a slightly better than average farm and vegetable garden crop. Approximately 165 tons of potatoes and 45 tons of beets, carrots, cabbage, parsnips and turnips, were harvested. Registered seed throughout was provided for the potato crop with excellent results. One field of oats yielded an average of 90 bushels per acre which was considered above average. The barley crop was poorer than it could have been because of an infection of aphids in the late spring.

The dairy herd has kept up a good standard of milk production with 13% above the breed class average for milk and 9% above the breed class average for butter fat. The number of purebred cows has been increased enabling the Farm Manager to cull out some of the poorer cows, thereby increasing the herd average in quality.

*Laundry and Linen Repair Room*

There has been a 26.2% increase in the number of articles laundered over 1954. With the exception of minor difficulties that have been encountered the operation of the Laundry has been fairly efficient.

Late this year we established a Central Linen Supply Room for sheets, hoping to minimize yet further laundry difficulties. Plans have been incepted to extend the Central Linen Supply for all major items during this coming year.

The Linen Repair Room has manufactured approximately 10,000 new articles of linen and clothing as well as performing the usual task of keeping articles of clothing and linen now in use properly mended. A linen marking machine has been procured which is working very satisfactorily and should result in a smaller number of articles lost or misplaced due to poor marking.

*Kitchen and Dining Room*

The Dining Room has been supplied with a new Steam Table replacing the old one which was becoming inefficient and obsolete.

The Kitchen has been supplied with a new Bake Oven and new steam jacketed roaster, a new vegetable slicer attachment for the Hobart Mixer and 48 new baking pans. This has brought the quality of the kitchen equipment up to a fairly high standard and has enabled the staff to produce varied and nourishing meals for patients as well as staff.

*Acknowledgments*

The administration of this School would like at this time to express their thanks to the nursing staff and the numerous departments who have worked selflessly to maintain the high standard of patient treatment and care.

The School is also grateful for the interest and help that has consistently been shown by the Minister of Health, the Hon. Dr. W. W. Cross, and the ready availability of the Director of Mental Health, Dr. Randall R. MacLean, in facilitating administration and encouragement that has consistently been shown towards all progressive steps.

## MOVEMENT OF FEEBLEMINDED POPULATION

| Defectives on books of Institution as at 1st January, 1955, in Provincial Training School, Red Deer, Alberta |    |    |     | M   | F   | T   |
|--|----|----|-----|-----|-----|-----|
| ADMISSIONS:  | M  | F  | T   | 348 | 284 | 632 |
| 1. First Admissions - voluntary  | 59 | 39 | 98  |     |     |     |
| 2. Re-Admissions   | 18 | 9  | 27  |     |     |     |
| 3. Transfers   | 1  | —  | 1   |     |     |     |
| Total number of admissions   | 78 | 48 | 126 | 78  | 48  | 126 |
| TOTAL NUMBER OF DEFECTIVES ON THE BOOKS DURING 1955  |    |    |     | 426 | 332 | 758 |
| OUTGOING:  |    |    |     |     |     |     |
| 1. Discharges  | 29 | 20 | 49  |     |     |     |
| 2. Transfers<br>(1 M. to Baker Mem. San., 3 M. to P.M.H.)  | 4  | —  | 4   |     |     |     |
| 3. Deaths  | 5  | 2  | 7   |     |     |     |
| TOTAL NUMBER OF OUTGOING   | 38 | 22 | 60  | 38  | 22  | 60  |
| DEFECTIVES ON BOOKS OF THE INSTITUTION AT 31st DECEMBER, 1955  |    |    |     | 388 | 310 | 698 |



## DEPARTMENT OF PUBLIC HEALTH

## MENTAL STATUS OF FIRST ADMISSIONS, RE-ADMISSIONS AND TRANSFERS

| MENTAL STATUS    | First Admissions |    |    | Re-admissions |   |    | Transfers |   |   | Totals |    |     |
|------------------|------------------|----|----|---------------|---|----|-----------|---|---|--------|----|-----|
|                  | M                | F  | T  | M             | F | T  | M         | F | T | M      | F  | T   |
| Idiot .....      | 4                | 9  | 13 | 1             | — | 1  | —         | — | — | 5      | 9  | 14  |
| Imbecile .....   | 16               | 15 | 31 | 7             | 4 | 11 | —         | — | — | 23     | 19 | 42  |
| Moron .....      | 38               | 14 | 52 | 10            | 5 | 15 | 1         | — | 1 | 49     | 19 | 68  |
| Borderline ..... | 1                | 1  | 2  | —             | — | —  | —         | — | — | 1      | 1  | 2   |
| TOTALS .....     | 59               | 39 | 98 | 18            | 9 | 27 | 1         | — | 1 | 78     | 48 | 126 |

## AGE GROUP OF FIRST ADMISSIONS, RE-ADMISSIONS AND TRANSFERS

| AGE Group     | First Admissions |    |    | Re-admissions |   |    | Transfers |   |   | Totals |    |     |
|---------------|------------------|----|----|---------------|---|----|-----------|---|---|--------|----|-----|
|               | M                | F  | T  | M             | F | T  | M         | F | T | M      | F  | T   |
| 5 - 9 .....   | 26               | 15 | 41 | 1             | — | 1  | 1         | — | 1 | 28     | 15 | 43  |
| 10 - 14 ..... | 23               | 12 | 35 | —             | — | —  | —         | — | — | 23     | 12 | 35  |
| 15 - 19 ..... | 10               | 8  | 18 | 8             | 2 | 10 | —         | — | — | 18     | 10 | 28  |
| 20 - 24 ..... | —                | 2  | 2  | 4             | 3 | 7  | —         | — | — | 4      | 5  | 9   |
| 25 - 29 ..... | —                | 1  | 1  | 5             | 2 | 7  | —         | — | — | 5      | 3  | 8   |
| 30 - 34 ..... | —                | —  | —  | —             | 1 | 1  | —         | — | — | —      | 1  | 1   |
| 35 - 39 ..... | —                | 1  | 1  | —             | 1 | 1  | —         | — | — | 2      | 2  | 4   |
| 40 - 44 ..... | —                | —  | —  | —             | 1 | 1  | —         | — | — | 1      | 1  | 2   |
| 45 - 49 ..... | —                | 1  | 1  | —             | — | —  | —         | — | — | 1      | 1  | 2   |
| 50 - 54 ..... | —                | —  | —  | —             | — | —  | —         | — | — | —      | —  | —   |
| TOTALS .....  | 59               | 39 | 98 | 18            | 9 | 27 | 1         | — | 1 | 78     | 48 | 126 |

## DEATHS CLASSIFIED WITH REFERENCE TO CAUSE OF DEATH, AGE, MENTAL STATUS, YEARS IN RESIDENCE

| CAUSE OF DEATH   | Age   | Idiot |   |   | Imbecile |   |   | Moron |   |   | Years in Residence |
|--|-------|-------|---|---|----------|---|---|-------|---|---|--------------------|
|  |       | M     | F | T | M        | F | T | M     | F | T |                    |
| 1. Tuberculosis of Respiratory System .....  | 18-2  | 1     | — | 1 | —        | — | — | —     | — | — | 1-10               |
| 22. Vascular Lesions affecting Central Nervous System .....                          | 17-3  | —     | — | — | —        | — | — | 1     | — | 1 | 1                  |
| 27. Other diseases of Heart .....  | 17-6  | 1     | — | 1 | —        | — | — | —     | — | — | 1 mo.              |
| 31. Pneumonia .....  | 35-2  | —     | 1 | 1 | —        | — | — | —     | — | — | 11 mos.            |
|  | 16-7  | —     | 1 | 1 | —        | — | — | —     | — | — | 17 days            |
|  | 29-11 | —     | — | — | 1        | — | 1 | —     | — | — | 7-10               |
| 46. All other diseases (Accidental death while on holiday under Mother's care) ..... | 15-3  | —     | — | — | —        | — | — | 1     | — | 1 | 1-2                |
| TOTALS .....   |       | 2     | 2 | 4 | 1        | — | 1 | 2     | — | 2 | 12-10½             |

## DENTAL CARE

|                                  |      |
|----------------------------------|------|
| General Anaesthetics .....       | 56   |
| X-rays .....                     | 6    |
| Denture Adjustments .....        | 14   |
| Partial Plates or Dentures ..... | 6    |
| Prophylaxis .....                | 14   |
| Extractions .....                | 378  |
| Fillings A G .....               | 144  |
| Fillings, Plastic .....          | 12   |
| Examinations .....               | 1357 |
| Scalings .....                   | 12   |
| Broken Plates Repaired .....     | 8    |
| Gingivectomies .....             | 12   |

## PROVINCIAL GUIDANCE CLINICS

### PROVINCIAL GUIDANCE CLINICS, NORTHERN ZONE

The year of heaviest work has been 1955 and there is an increasing demand for the services of the Clinic.

The total case load was 1,287 patients made up of 957 new cases, and 530 cases that were re-examined or carried in treatment. The total work load was 6,802—with a continuing emphasis being placed on treatment of cases drawn from the Edmonton area.

91.2% of all new cases fall in age groups under 20 years of age.

There has been a slight increase in the number of Mental Defectives seen in the Guidance Clinic, particularly in the under six age group, with a considerable increase in Emotional Disturbances in the six to 19 year age group, with an increasing number of these being diagnosed Juvenile Schizophrenia.

There was a drop of 5% in the number of cases being referred by schools (34.1%), but this was more than overcome by the number referred by friends or members of the family, 21.4%. The Medical profession and Medical Clinics referred 22.4% of all new cases. Educational activity with community organizations, Home and School groups, Medical and Nursing students, continued at a high level.

#### *City of Edmonton*

615 new cases and 240 re-registered cases were examined from Edmonton and the surrounding area. The work load was 5,390 periods.

#### *Barrhead and Westlock*

22 new cases and seven re-registered cases were examined. Total work load was 104.

#### *Camrose and Wetaskiwin*

Two Clinics were held in the Camrose area, and regular Clinics in the Wetaskiwin area. There were 52 new cases and six re-examined cases. Total work load was 205.

#### *Wainwright and Holden*

New cases examined were 37 in number and fourteen re-registered. Total work load was 190.

#### *Athabasca and Lac La Biche*

No Clinics were held in Lac La Biche. There were 14 new cases and eight re-registered. The total work load was 62.

#### *Bonnyville, St. Paul and Two Hills*

The number of new cases was 59 and nine re-registered. The total work load was 185.

*Vegreville and Vermilion*

There were 59 new cases and 20 re-registered. The total work load was 257.

*Peace River and Grande Prairie*

Two trips of two weeks' duration were made into these areas of the Province. There were 91 new cases examined and 17 re-registered. The total work load was 373.

## PONOKA DISTRICT GUIDANCE CLINIC

The Clinics in this district have been serviced by a Psychiatrist, Psychologist, and Social Worker of the Provincial Mental Hospital staff. Clinics were held at Ponoka, Rimbey, Stettler and Castor. Twenty-eight new and seventeen re-registered cases were seen, with a total work load of 137. This is a decrease from 1954. Of the cases seen, 28% were referred by schools, 43% by private doctors, 11% by Public Health Nurses, and the remainder by various other sources. Besides holding Clinics, the Clinic staff has, on various occasions, been asked to speak at teachers' meetings and several women's organizations.

*Ponoka-Rimbey*

Only one Clinic was requested at Rimbey during the past year. No Clinics were held at Ponoka, but a number of cases were examined, for the most part at the request of one of the local physicians. There were 18 new cases and five re-registered, with a total work load of 71.

*Castor*

One Clinic was held at Castor. There were three new cases and two re-registered. The total work load was 19.

*Stettler*

Three Clinics were held at Stettler. There were seven new and 10 re-registered cases seen. Total work load was 47.

## RED DEER GUIDANCE CLINIC

The work of the Clinic this year has maintained the impetus that has been established in previous years.

Due to the increase of work at the Provincial Training School, physical therapy has of necessity declined, e.g., there were only 25 electro-convulsant treatments given as opposed to the 45 given last year. Patients have been referred for treatment, therefore, to the Mental Hospitals instead of at the Municipal Hospital in Red Deer.

There was a total of 437 interviews carried on this year as well as 69 psychometric examinations. There were 98 new patients seen, 48 of whom were males and 50 of whom were females. This is a slight increase over last year. There were 31 re-registered cases seen also.

Several children have been treated on a play therapy basis this year with satisfactory results.

*Extra Clinic Activities*

As in previous years members of the Clinic staff have been called upon to appear as guest speakers at Home and School Association meetings, Women's Institutes, Service Clubs and radio broadcasts. There was a total of 12 talks, and nine radio broadcasts given over radio CKRD.

## PROVINCIAL GUIDANCE CLINICS, SOUTHERN ZONE

The Southern Zone, with headquarters in Calgary, has undergone some reorganization in the past year in that a permanent office, staffed by a Social Worker, has now been fully established in Lethbridge. Since September only consultative psychiatric services have been available to the Calgary Clinic. There have been many other staff changes.

There were 388 new cases examined, consisting of 207 males and 181 females, and 301 re-registered cases. This shows a reduction of 163 new and 13 re-registered cases from 1954. The total work load was 4,674, a decrease of 1,069 work periods from the previous year. Part of this decrease is due to the fact that the statistics for the Lethbridge Zone are now being compiled in a separate report. 71% of the new cases were children and adolescents under the age of 19, reflecting the emphasis on preventative mental health work. 33.8% of the new cases were self-referrals; 18.6% were referred from the schools; 18.3% from physicians in private practice and the remainder were from other sources. There were 69 mental defectives examined during the year.

Relatively few Clinics were held outside of Calgary, except for the monthly trips to Lethbridge and Medicine Hat, by the psychiatrist and psychologists. Clients from the area surrounding Calgary are usually seen in Calgary.

*City of Calgary*

There were 326 new cases examined, and 269 re-registered. The total work load for Calgary was 4,440.

*Claresholm*

A two-day Clinic was held at Claresholm in 1955. There were 12 new cases seen and one re-registered. The total work load was 39.

*High River*

One Clinic was held at High River, at which time one re-registered case and six new cases were examined. The work load was 13.

*Medicine Hat*

Nine Clinics were held at Medicine Hat. There were 44 new cases examined, and 30 re-registered cases. The total work load was 182 periods.

## LETHBRIDGE GUIDANCE CLINIC

The Lethbridge Provincial Guidance Clinic was opened at its present office in the Provincial Building in November, 1954. The

Social Worker arranged appointments and did follow-up interviews with clients who were seen at the once monthly Clinics held when the psychiatrist and psychologist of the Calgary Provincial Guidance Clinic visited Lethbridge. In May, 1955, a stenographer-receptionist was appointed.

Where possible, the interviews were held in advance of the visit by the Calgary Clinic members as a screening process, in order to facilitate their work and make it possible for them to see more patients in the time available.

The Social Worker for this Clinic also accompanied those from the Calgary Clinic on once monthly trips to Medicine Hat. When these Clinics were held, the Social Worker returned to the Calgary Clinic in order to discuss the disposition of the Medicine Hat and Lethbridge cases.

Much of the Social Workers' time during the year was spent in organizing the Lethbridge Clinic. The work in Lethbridge plus the work involved in trips to Medicine Hat has kept the staff of this Clinic fully occupied.

During 1955 the new cases registered were 102 and in 1954 108. The increase in the amount of work that was able to be done on each case is shown in the work load for the Social Worker which was 586 in 1955 and 198 in 1954. The total work load of the Lethbridge Clinic for 1955 is 769 and 404 for 1954.

This Clinic has a very large area to serve and sees adults, as well as children and their parents. During the year nine children were seen for play therapy interviews. It is felt that an increase in staff in this Clinic will make it possible not only to serve a greater number of adults and children, but also to give more qualitative intensive help by means of more interviews per patient.

SUMMARY OF NEW AND RE-REGISTERED CASES EXAMINED, TREATMENT PERIODS, INTERVIEWS, PSYCHOLOGICAL EXAMINATIONS AND TOTAL WORK LOAD OF CLINICS

| CLINIC DISTRICTS           | New Cases |     |      | Re-registered Cases |     |     | Distribution of Work |      |      |      | Total Work Load |
|----------------------------|-----------|-----|------|---------------------|-----|-----|----------------------|------|------|------|-----------------|
|                            | M         | F   | T    | M                   | F   | T   | Pat.                 | Col. | Gen. | P.E. |                 |
| Edmonton & District        | 580       | 377 | 957  | 197                 | 133 | 330 | 2077                 | 2532 | 1089 | 1104 | 6802            |
| Calgary & District         | 207       | 181 | 388  | 160                 | 141 | 301 | 1693                 | 1712 | 881  | 388  | 4674            |
| Lethbridge & District      | 62        | 41  | 103  | 26                  | 28  | 54  | 238                  | 325  | 132  | 74   | 769             |
| Ponoka & Red Deer District | 59        | 67  | 126  | 23                  | 25  | 48  | 346                  | 190  | 33   | 96   | 665             |
| TOTALS                     | 908       | 666 | 1574 | 406                 | 327 | 733 | 4354                 | 4759 | 2135 | 1662 | 12910           |

- NOTES: Total new cases examined since the Clinics opened in 1929 is now 17,712.
- Edmonton and District includes all the area served from Wetaskiwin north. It includes Clinics held in the Peace River-Grande Prairie area, and such points as Athabasca, Barrhead, Bonnyville, Holden, Lac La Biche, St. Paul, Two Hills, Vegreville, Vermilion, Wainwright, Westlock, and Wetaskiwin. Calgary and District includes the area served south of Didsbury, excluding the Lethbridge area. It includes Clinics held as such points as Didsbury, Drumheller, High River and Medicine Hat.
- Lethbridge and District includes the area in the far south of the Province adjacent to Lethbridge.
- Ponoka and Red Deer District includes the area from Didsbury on the south to Wetaskiwin on the north. It includes Clinics at such points as Castor, Ponoka, Red Deer, Rimbey, Rocky Mountain House and Stettler.
- Re-registered cases are those that have been examined previously at a Clinic, and are seen again for further consultation and/or treatment.
- Pat. — Patient contacts including treatment periods.
- Col. — Collateral, or contacts with patient's parents, or relatives, or with others closely interested.
- Gen. — General contacts regarding Clinic activities and work, including those with other Agencies and Community Services. It includes as well talks and addresses, and teaching periods by staff members.
- P.E. — Psychological examinations and tests.
- Total Work Load — This is the sum of the periods of work noted under each of the four headings: Patient, Collateral, General and Psychological examinations.



TABLE 2  
AGE AND SEX CLASSIFICATION OF NEW CLINIC CASES

| Age Group   | Edmonton and District |     |     | Calgary and District |     |     | Lethbridge and District |    |     | Ponoka and Red Deer District |    |     | Totals |     |      | Percentages |       |       |
|-------------|-----------------------|-----|-----|----------------------|-----|-----|-------------------------|----|-----|------------------------------|----|-----|--------|-----|------|-------------|-------|-------|
|             | M                     | F   | T   | M                    | F   | T   | M                       | F  | T   | M                            | F  | T   | M      | F   | T    | M           | F     | T     |
|             |                       |     |     |                      |     |     |                         |    |     |                              |    |     |        |     |      |             |       |       |
| 0-4         | 58                    | 30  | 88  | 29                   | 15  | 44  | 2                       | 1  | 3   | 3                            | 2  | 5   | 92     | 48  | 140  | 10.1        | 7.2   | 8.9   |
| 5-9         | 248                   | 133 | 381 | 83                   | 50  | 133 | 26                      | 8  | 36  | 20                           | 14 | 34  | 379    | 205 | 584  | 41.7        | 30.8  | 37.1  |
| 10-14       | 146                   | 85  | 249 | 42                   | 19  | 61  | 15                      | 10 | 25  | 13                           | 11 | 24  | 234    | 125 | 359  | 25.8        | 18.8  | 22.8  |
| 15-19       | 176                   | 76  | 252 | 11                   | 35  | 46  | 9                       | 5  | 14  | 9                            | 5  | 14  | 105    | 121 | 226  | 11.6        | 18.2  | 14.4  |
| 20-24       | 13                    | 15  | 28  | 16                   | 12  | 28  | 3                       | 2  | 5   | 2                            | 8  | 10  | 34     | 37  | 71   | 3.7         | 5.5   | 4.5   |
| 25-29       | 3                     | 12  | 15  | 7                    | 15  | 22  | 4                       | 2  | 7   | 1                            | 9  | 10  | 15     | 39  | 54   | 1.7         | 5.8   | 3.4   |
| 30-34       | 2                     | 10  | 12  | 7                    | 10  | 17  | 2                       | 3  | 5   | 2                            | 5  | 17  | 13     | 28  | 41   | 1.4         | 4.2   | 2.6   |
| 35-39       | 2                     | 1   | 3   | 3                    | 6   | 9   | 1                       | 2  | 3   | 4                            | 7  | 11  | 10     | 16  | 26   | 1.1         | 2.4   | 1.6   |
| 40-44       | 4                     | 7   | 11  | 4                    | 5   | 9   | 3                       | 3  | 4   | 4                            | 2  | 4   | 11     | 17  | 28   | 1.2         | 2.6   | 1.8   |
| 45-49       | 2                     | 4   | 6   | 2                    | 5   | 7   | 0                       | 1  | 4   | 2                            | 1  | 3   | 5      | 11  | 16   | 0.6         | 1.6   | 1.0   |
| 50 and over | 5                     | 4   | 9   | 2                    | 8   | 10  | 0                       | 3  | 3   | 1                            | 2  | 3   | 8      | 17  | 25   | 0.9         | 2.6   | 1.6   |
| Unknown     | 0                     | 0   | 0   | 1                    | 1   | 2   | 0                       | 0  | 0   | 1                            | 1  | 2   | 2      | 2   | 4    | 0.2         | 0.3   | 0.3   |
| TOTALS      | 580                   | 377 | 957 | 207                  | 181 | 388 | 62                      | 41 | 103 | 59                           | 67 | 126 | 908    | 666 | 1574 | 100.0       | 100.0 | 100.0 |

M—Male F—Female T—Totals

TABLE 3A  
DIAGNOSTIC CLASSIFICATION OF NEW CLINIC CASES - PRE-SCHOOL GROUP (0 to 5 years months)

| Nature of Case          | Edmonton and District                       |    |     | Calgary and District |    |    | Lethbridge and District |   |    | Ponoka and Red Deer District |   |   | Totals |    |     |
|-------------------------|---|----|-----|----------------------|----|----|-------------------------|---|----|------------------------------|---|---|--------|----|-----|
|                         | M   | F  | T   | M                    | F  | T  | M                       | F | T  | M                            | F | T | M      | F  | T   |
|                         | Educational Problem with Adequate Intellect | 9  | 6   | 15                   | 3  | 1  | 4                       | 4 | 0  | 4                            | 1 | 0 | 1      | 17 | 7   |
| Intellectual Inadequacy | 40  | 20 | 60  | 15                   | 7  | 22 | 4                       | 2 | 6  | 3                            | 4 | 4 | 62     | 30 | 92  |
| Emotional Disorder      | 25  | 11 | 36  | 12                   | 10 | 22 | 2                       | 2 | 4  | 0                            | 0 | 1 | 39     | 22 | 61  |
| Thinking Disorder       | 0   | 1  | 1   | 0                    | 0  | 0  | 0                       | 0 | 0  | 0                            | 0 | 0 | 0      | 0  | 1   |
| Speech Disorder         | 14  | 6  | 20  | 5                    | 2  | 7  | 0                       | 0 | 0  | 0                            | 0 | 0 | 19     | 11 | 27  |
| Faulty Feeding Habits   | 0   | 0  | 0   | 0                    | 0  | 0  | 0                       | 0 | 0  | 0                            | 0 | 0 | 0      | 0  | 0   |
| Sleep Disturbances      | 0   | 0  | 0   | 0                    | 0  | 0  | 0                       | 0 | 0  | 0                            | 0 | 0 | 0      | 0  | 0   |
| Anti-Social Trends      | 0   | 0  | 0   | 0                    | 0  | 0  | 0                       | 0 | 0  | 0                            | 0 | 0 | 0      | 0  | 0   |
| Sexual Difficulties     | 0   | 0  | 0   | 1                    | 0  | 1  | 0                       | 0 | 0  | 0                            | 0 | 0 | 1      | 0  | 1   |
| Attack Disorders        | 0   | 0  | 0   | 0                    | 0  | 0  | 0                       | 0 | 0  | 0                            | 0 | 0 | 0      | 0  | 0   |
| Psychoneuroses          | 0   | 0  | 0   | 0                    | 0  | 0  | 0                       | 0 | 0  | 0                            | 0 | 0 | 0      | 0  | 0   |
| Psychoses               | 0   | 0  | 0   | 0                    | 0  | 0  | 0                       | 0 | 0  | 0                            | 0 | 0 | 0      | 0  | 0   |
| Non-Psychotic           | 0   | 0  | 0   | 0                    | 0  | 0  | 0                       | 0 | 0  | 0                            | 0 | 0 | 0      | 0  | 0   |
| Normal Child            | 3   | 0  | 1   | 1                    | 1  | 1  | 0                       | 0 | 0  | 0                            | 0 | 0 | 0      | 1  | 1   |
| Undiagnosed             | 0   | 1  | 3   | 2                    | 3  | 8  | 2                       | 0 | 3  | 1                            | 0 | 0 | 5      | 1  | 6   |
| TOTALS                  | 92  | 47 | 139 | 45                   | 26 | 71 | 13                      | 3 | 16 | 4                            | 3 | 7 | 154    | 79 | 233 |

M—Male F—Female T—Totals

TABLE 3B  
DIAGNOSTIC CLASSIFICATION OF NEW CLINIC CASES - SCHOOL AGE GROUP (6 years to 18 years 11 months)

| Nature of Case          | Edmonton and District                       |     |     | Calgary and District |    |     | Lethbridge and District |    |    | Ponoka and Red Deer District |    |    | Totals |     |      |
|-------------------------|---|-----|-----|----------------------|----|-----|-------------------------|----|----|------------------------------|----|----|--------|-----|------|
|                         | M   | F   | T   | M                    | F  | T   | M                       | F  | T  | M                            | F  | T  | M      | F   | T    |
|                         | Educational Problem with Adequate Intellect | 182 | 66  | 248                  | 17 | 9   | 26                      | 13 | 3  | 16                           | 11 | 6  | 17     | 223 | 84   |
| Intellectual Inadequacy | 83  | 69  | 152 | 29                   | 21 | 50  | 11                      | 8  | 19 | 6                            | 7  | 13 | 129    | 105 | 234  |
| Emotional Disorder      | 94  | 74  | 168 | 46                   | 20 | 66  | 6                       | 2  | 8  | 10                           | 5  | 15 | 156    | 101 | 257  |
| Thinking Disorder       | 8   | 8   | 16  | 2                    | 3  | 5   | 0                       | 0  | 0  | 2                            | 2  | 2  | 12     | 11  | 23   |
| Speech Disorder         | 14  | 3   | 17  | 1                    | 2  | 3   | 2                       | 0  | 2  | 2                            | 0  | 0  | 19     | 5   | 24   |
| Faulty Feeding Habits   | 0   | 0   | 0   | 0                    | 0  | 0   | 0                       | 0  | 0  | 0                            | 0  | 0  | 0      | 0   | 0    |
| Sleep Disturbances      | 2   | 0   | 2   | 0                    | 0  | 0   | 0                       | 0  | 0  | 0                            | 0  | 0  | 0      | 0   | 2    |
| Social Trends           | 38  | 22  | 60  | 7                    | 6  | 13  | 2                       | 2  | 4  | 4                            | 2  | 6  | 51     | 32  | 83   |
| Sexual Difficulties     | 7   | 9   | 16  | 0                    | 6  | 6   | 0                       | 2  | 4  | 0                            | 0  | 6  | 7      | 17  | 24   |
| Attack Disorders        | 3   | 0   | 3   | 0                    | 1  | 1   | 0                       | 0  | 2  | 0                            | 2  | 2  | 3      | 3   | 6    |
| Psychoneuroses          | 2   | 0   | 2   | 7                    | 9  | 16  | 0                       | 1  | 0  | 0                            | 5  | 2  | 9      | 15  | 24   |
| Psychoses               | 5   | 0   | 5   | 1                    | 1  | 2   | 0                       | 0  | 1  | 0                            | 2  | 0  | 8      | 1   | 9    |
| Non-Psychotic           | 1   | 7   | 8   | 3                    | 2  | 4   | 0                       | 0  | 0  | 0                            | 0  | 0  | 4      | 8   | 12   |
| Normal Child            | 5   | 6   | 11  | 0                    | 1  | 2   | 0                       | 0  | 0  | 0                            | 0  | 0  | 8      | 9   | 17   |
| Undiagnosed             | 10  | 9   | 19  | 7                    | 4  | 11  | 3                       | 0  | 3  | 1                            | 0  | 1  | 21     | 13  | 34   |
| TOTALS                  | 454   | 273 | 727 | 120                  | 85 | 205 | 37                      | 18 | 55 | 41                           | 28 | 69 | 652    | 404 | 1056 |

M—Male F—Female T—Totals

TABLE 3C  
DIAGNOSTIC CLASSIFICATION OF NEW CLINIC CASES - ADULT GROUP (19 years and over)

| Nature of Case                              | Edmonton and District |            |            | Calgary and District |            |            | Lethbridge and District |           |            | Ponoka and Red Deer District |           |            | Totals     |            |             |  |
|---|-----------------------|------------|------------|----------------------|------------|------------|-------------------------|-----------|------------|------------------------------|-----------|------------|------------|------------|-------------|--|
|   | M                     | F          | T          | M                    | F          | T          | M                       | F         | T          | M                            | F         | T          | M          | F          | T           |  |
|   |                       |            |            |                      |            |            |                         |           |            |                              |           |            |            |            |             |  |
| Educational Problem with Adequate Intellect | 3                     | 12         | 6          | 6                    | 2          | 8          | 0                       | 0         | 0          | 1                            | 0         | 1          | 10         | 5          | 15          |  |
| Intellectual Inadequacy                     | 12                    | 5          | 24         | 3                    | 0          | 6          | 0                       | 1         | 1          | 2                            | 4         | 4          | 15         | 17         | 32          |  |
| Emotional Disorder                          | 1                     | 7          | 12         | 1                    | 3          | 3          | 2                       | 0         | 2          | 0                            | 0         | 2          | 3          | 5          | 13          |  |
| Thinking Disorder                           | 5                     | 0          | 0          | 0                    | 0          | 0          | 0                       | 0         | 0          | 0                            | 0         | 0          | 3          | 0          | 3           |  |
| Speech Disorder                             | 0                     | 0          | 0          | 0                    | 0          | 0          | 0                       | 0         | 0          | 0                            | 0         | 0          | 0          | 0          | 0           |  |
| Faulty Feeding Habits                       | 0                     | 0          | 0          | 0                    | 0          | 0          | 0                       | 0         | 0          | 0                            | 0         | 0          | 0          | 0          | 0           |  |
| Sleep Disturbances                          | 1                     | 0          | 0          | 0                    | 0          | 0          | 0                       | 0         | 0          | 0                            | 0         | 0          | 1          | 0          | 1           |  |
| Anti-Social Trends                          | 1                     | 0          | 1          | 0                    | 0          | 0          | 0                       | 0         | 0          | 0                            | 0         | 0          | 1          | 0          | 1           |  |
| Sexual Difficulties                         | 0                     | 0          | 1          | 0                    | 0          | 2          | 0                       | 0         | 0          | 0                            | 0         | 0          | 0          | 0          | 0           |  |
| Attack Disorders                            | 0                     | 0          | 0          | 1                    | 0          | 1          | 0                       | 0         | 0          | 0                            | 0         | 0          | 1          | 0          | 1           |  |
| Psychoneuroses                              | 2                     | 8          | 10         | 15                   | 26         | 41         | 14                      | 19        | 14         | 11                           | 9         | 17         | 28         | 59         | 87          |  |
| Psychoses                                   | 3                     | 10         | 13         | 8                    | 25         | 33         | 3                       | 3         | 1          | 1                            | 3         | 10         | 15         | 45         | 60          |  |
| Non-Psychotic Normal Child                  | 5                     | 11         | 16         | 2                    | 8          | 10         | 0                       | 0         | 0          | 1                            | 3         | 4          | 8          | 22         | 30          |  |
| Undiagnosed                                 | 0                     | 0          | 0          | 0                    | 1          | 1          | 0                       | 0         | 0          | 1                            | 1         | 1          | 1          | 1          | 2           |  |
| 2   | 2                     | 0          | 2          | 1                    | 2          | 3          | 3                       | 2         | 1          | 2                            | 3         | 7          | 1          | 6          | 13          |  |
| <b>TOTALS:</b>                              |                       |            |            |                      |            |            |                         |           |            |                              |           |            |            |            |             |  |
| Table 3C                                    | 34                    | 57         | 91         | 42                   | 70         | 112        | 12                      | 20        | 32         | 14                           | 36        | 50         | 102        | 183        | 285         |  |
| Table 3B                                    | 454                   | 273        | 728        | 120                  | 85         | 205        | 37                      | 18        | 55         | 41                           | 28        | 69         | 652        | 404        | 1056        |  |
| Table 3A                                    | 92                    | 47         | 139        | 45                   | 26         | 71         | 13                      | 3         | 16         | 4                            | 3         | 7          | 154        | 79         | 233         |  |
| <b>GRAND TOTALS</b>                         | <b>580</b>            | <b>377</b> | <b>957</b> | <b>207</b>           | <b>181</b> | <b>388</b> | <b>62</b>               | <b>41</b> | <b>103</b> | <b>59</b>                    | <b>67</b> | <b>126</b> | <b>908</b> | <b>666</b> | <b>1574</b> |  |

M—Male F—Female T—Totals

## THE EUGENICS BOARD

The Eugenics Board for the Province of Alberta held twelve meetings during the year 1955. All of these meetings were held at the Provincial Mental Hospital, Ponoka, and the Provincial Training School, Red Deer, with the exception of one which was held at the Provincial Mental Institute, Edmonton. The dates of the meetings held during 1955 were as follows:

|                      |     |  |
|----------------------|-----|--|
| 21st January, 1955   | -   | The Provincial Mental Hospital, Ponoka       |
| 21st January, 1955   | -   | The Provincial Training School,<br>Red Deer  |
| 1st April, 1955      | - - | The Provincial Mental Hospital, Ponoka       |
| 1st April, 1955      | - - | The Provincial Training School,<br>Red Deer  |
| 10th June, 1955      | - - | The Provincial Mental Hospital, Ponoka       |
| 10th June, 1955      | - - | The Provincial Training School,<br>Red Deer  |
| 23rd September, 1955 |     | The Provincial Mental Hospital, Ponoka       |
| 23rd September, 1955 |     | The Provincial Training School,<br>Red Deer  |
| 18th October, 1955   | -   | The Provincial Mental Hospital, Ponoka       |
| 20th October, 1955   | -   | The Provincial Mental Institute,<br>Edmonton |
| 9th December, 1955   | -   | The Provincial Mental Hospital, Ponoka       |
| 9th December, 1955   | -   | The Provincial Training School,<br>Red Deer  |

### *Cases Presented*

The Board considered a total of 111 cases, one of which had been presented previously, and one of which was deferred. Of the 109 cases which were passed by the Board in accordance with the Sterilization Act (1937-C.47, S.5), 61 were male and 48 female. Of this number 28 were passed subject to their own consent, and three were passed subject to the consent of the parent or guardian.

Of the 109 cases passed by the Board during the year, 68 had been first examined at a Provincial Guidance Clinic, although some of these had been institutionalized before presentation. This group of 68 cases was made up of 43 males and 25 females.

### *Operations*

Operations were performed on 70 cases during the year, 45 being male and 25 female. All of these operations were performed at the Provincial Mental Hospital, Ponoka, with the exception of three cases, two of which were operated upon at the Provincial Mental Institute, Edmonton, and one of which was operated upon at the University of Alberta Hospital, Edmonton, by request and by special financial arrangement.

The surgical operations mentioned above were performed by the Surgical Consultants, Dr. J. W. Richardson, of Calgary, or Dr. J. Ross Vant, of Edmonton.

Dr. E. R. Selby, member of the Board, of Calgary, died on

June 17th, 1955. At the meeting held on September 3rd, Dr. W. R. Fraser, of Calgary, who had served as official substitute for Dr. Selby for several years, was appointed to the board in Dr. Selby's place.

As in previous years, the Eugenics Board wishes to express its sincere appreciation and thanks to the Director, Division of Mental Health, to the Medical Superintendents and their respective staffs, and the Guidance Clinics, for their cooperation in connection with the work of the Board.

CASES PRESENTED and PASSED  
(To DECEMBER 31, 1955)

| Years     | Yearly Totals |        |        | Cumulative Totals |        |        |
|-----------|---------------|--------|--------|-------------------|--------|--------|
|           | Male          | Female | Totals | Male              | Female | Totals |
| 1929-1933 | 87            | 201    | 288    | 87                | 201    | 288    |
| 1934-1938 | 557           | 438    | 995    | 644               | 639    | 1283   |
| 1939-1943 | 339           | 299    | 638    | 983               | 938    | 1921   |
| 1944      | 56            | 73     | 129    | 1039              | 1011   | 2050   |
| 1945      | 54            | 64     | 118    | 1093              | 1075   | 2168   |
| 1946      | 52            | 53     | 105    | 1145              | 1128   | 2273   |
| 1947      | 38            | 53     | 91     | 1183              | 1181   | 2364   |
| 1948      | 37            | 68     | 105    | 1220              | 1249   | 2469   |
| 1949      | 52            | 57     | 109    | 1272              | 1306   | 2578   |
| 1950      | 37            | 60     | 97     | 1309              | 1366   | 2675   |
| 1951      | 34            | 48     | 82     | 1343              | 1414   | 2757   |
| 1952      | 21            | 36     | 57     | 1364              | 1450   | 2814   |
| 1953      | 43            | 38     | 81     | 1407              | 1488   | 2895   |
| 1954      | 41            | 40     | 81     | 1448              | 1528   | 2976   |
| 1955      | 61            | 48     | 109    | 1509              | 1576   | 3085   |

OPERATIONS ONLY  
(To 31 DECEMBER, 1955)

|           | Yearly Totals |        |        | Cumulative Totals |        |        |
|-----------|---------------|--------|--------|-------------------|--------|--------|
|           | Male          | Female | Totals | Male              | Female | Totals |
| 1929-1933 | 48            | 158    | 206    | 48                | 158    | 206    |
| 1934-1938 | 198           | 240    | 438    | 246               | 398    | 644    |
| 1939-1943 | 122           | 151    | 273    | 368               | 549    | 917    |
| 1944      | 13            | 27     | 40     | 381               | 576    | 957    |
| 1945      | 18            | 29     | 47     | 399               | 605    | 1004   |
| 1946      | 24            | 31     | 55     | 423               | 636    | 1059   |
| 1947      | 16            | 15     | 31     | 439               | 651    | 1090   |
| 1948      | 16            | 22     | 38     | 455               | 673    | 1128   |
| 1949      | 20            | 27     | 47     | 475               | 700    | 1175   |
| 1950      | 21            | 46     | 67     | 496               | 746    | 1242   |
| 1951      | 16            | 41     | 57     | 512               | 787    | 1299   |
| 1952      | 6             | 18     | 24     | 518               | 805    | 1323   |
| 1953      | 21            | 30     | 51     | 539               | 835    | 1374   |
| 1954      | 37            | 25     | 62     | 576               | 860    | 1436   |
| 1955      | 45            | 25     | 70     | 621               | 885    | 1506   |

## BLOOD TRANSFUSION SERVICE

D. I. BUCHANAN, M.B., Ch.B., D.P.H., *Edmonton*

M. J. TUTTLE, M.D., F.R.C.P. (C), *Calgary*

### *Blood Donations*

We have pleasure in reporting that a total of 51,156 bottles of blood were received from voluntary donors during 1955, in centres throughout Alberta and in the adjoining regions of B.C., the N.W.T., and the Yukon.

This was the second successive year in which over 50,000 blood donations were obtained within the extremely large area serviced by the Calgary and Edmonton depots of the Canadian B.T.S. It should be added, however, that for the first year since the Service began operating, the 1955 statistics indicate a reduction in number in the total blood donations received.

Whereas in 1954, 54,330 bottles of blood were collected, 3,174 fewer voluntary blood donations were received in 1955—a loss of approximately 6 per cent. Currently, therefore, 1954 remains the year of greatest activity in this particular aspect of our work, and this is true of the Service as a whole, across Canada.

There is no question that all volunteers, the organizers of clinics, clinic staffs, and our depot staffs worked hard to maintain and surpass the 17% increase achieved in 1954 as compared to 1953, but the fall-off in blood donations during 1955 is serious. It may be attributed, in part, to the lack of any special appeal to the public such as we had when the blood fractionation program first began.

In northern Alberta, the most marked decrease in blood procurement was in the city of Edmonton, and it is hoped that a Blood Donor Committee can be formed to investigate the possibilities of obtaining more donors in the largest city and all of the major urban centres of population. Throughout Alberta the heavy proportion of the load has been carried by the cities and towns where field mobile clinics have been held. (Table 1)

TABLE 1  
(Bottles Collected, 1955)

| Jan. 1st to Dec. 31st<br>(inclusive) | Permanent &<br>City Mobiles |   | Field<br>Mobile Clinics |   |        |
|--------------------------------------|-----------------------------|---|-------------------------|---|--------|
| Southern Alberta .....               | 10,246                      | + | 15,544                  | = | 25,790 |
| Northern Alberta .....               | 9,928                       | + | 15,438                  | = | 25,366 |
| Total .....                          | 20,174                      | + | 30,982                  | = | 51,156 |

### *Blood Transfusions*

During 1955, the number of whole blood transfusions administered in hospitals supplied from the Edmonton and Calgary depots amounted to 32,086 x 500 cc's; the Edmonton depot being responsible for 17,173 and the Calgary depot for 14,913 of these transfusions.

16,471 patients received these blood transfusions, 9,180 in

the north, and 7,291 patients in the south. That is, the average was nearly 2 x 500 cc's per patient.

#### *Plasma for Fractionation Products*

418 pools of liquid plasma were shipped from Edmonton and 416 pools from Calgary to the Connaught Laboratories, i.e. a total of 834 four-litre flasks during the 12 month period of 1955.

#### *Rh and Other Blood Group Investigations (Maternity cases, etc.)*

21,626 specimens were investigated in the Edmonton depot laboratories in 1955, and 13,413 in the Calgary laboratories of the Blood Transfusion Service during the same period—a remarkable total of 35,039 samples tested.

It will be noted that such investigations have become a major part of the work offered freely to the medical profession, and through the profession, to the public.

We are also fortunate in the exceptionally good laboratories that have been provided by the Government of the Province of Alberta for this work. Because of the valuable experience thus gained, and also in cross-matching procedures, several difficult cases have been assisted, and obstetricians, surgeons, and the medical profession as a whole have been better able to treat their patients in regard to blood transfusion therapy.

Blood grouping, and the serology relating thereto are becoming more and more complicated, as "new" blood groups are discovered—often at the rate of one or two each year.

Each patient is of equal importance, but a certain amount of general interest was created in April, 1955, when a shipment of a rare type of blood was sent to Redwood City, California, from Edmonton, for a maternity patient and her newborn child.

This humanitarian act was simply one phase of a research project that had already been in progress for over a year. The discovery of a type of Rh positive blood (known technically as being of Rh genotype -D-/-D-), was confirmed on an international basis.

In addition to the ground work carried out here by our senior technical staff, we are greatly in the debt of such internationally known authorities as Dr. R. R. Race and Dr. Ruth Sanger of the Lister Institute, London, Dr. Philip Levine of New Jersey, and many of great experience including Mr. J. McIntyre, and the directors and staff of the National Canadian Red Cross Laboratory, Toronto.

Both this infant and the mother received blood from Alberta, and both are now in good health.

The actual treatment of this case is of less importance than the fact that each new advance in the field of blood group research tends to increase our knowledge, and thus improves the value of the Service to those patients who require blood transfusion therapy.

It is significant of the extent of the B.T.S. in Alberta that



121,570 patients have had a total of 214,247 transfusions between July, 1947, and December 31, 1955.

At the present rate, about the end of 1956, some particular patient in Alberta, or in one of the other areas included in this region, will receive the transfusion that marks the 250,000th to be given here since July, 1947, when the post-war Service first began.

We would also like to thank the Donor Panel Directors and their staffs for their constant help and cheerful assistance when we needed fresh blood or special donors in a great hurry, and through them, the members of the press and radio whose personal interest has made a great difference to our donor recruitment.

Our current need is for an active committee whose members would correlate the efforts we have all made, as individuals, towards success of this program. In this type of public service, it is suggested that the committee(s) should include one or two members of the press and radio as well as members of the professions and executives of business organizations who have come to have a special interest in this work. Across Canada we have been asked for a 20% increase in blood donations in 1956 so that there will be a more adequate participation in the blood fractionation program, as well as maintaining our immediate local need of more new donors at a proper level.

Taking everything into consideration, a great public debt is owed, in one important sense, to the voluntary donors and to the volunteers who give so much of their time to this Red Cross work.







**PART II**

**ANNUAL REPORT**

OF THE

**Division of Hospital and  
Medical Services**

OF THE

DEPARTMENT OF PUBLIC HEALTH  
PROVINCE OF ALBERTA

1955



## CONTENTS

---

|   | Page |
|---|------|
| Introduction .....  | 1    |
| Financial Summary—Provincial .....  | 2    |
| Hospital Construction .....   | 4    |
| Alberta Approved Hospitals with Statistical Detail .....                          | 4    |
| Provincial-Municipal Hospitalization Program .....                                | 45   |
| Maternity Hospitalization Program .....   | 51   |
| Social Service Recipients Hospitalization and Treatment<br>Services Program ..... | 51   |
| Poliomyelitis Hospitalization and Treatment Services Program .....                | 55   |
| Alberta Municipal Hospital Districts .....  | 56   |
| Nurse Education Program .....   | 66   |
| Nursing Aide School .....   | 66   |
| Laboratory and X-ray School .....   | 66   |





# Division of Hospital and Medical Services

M. G. McCALLUM, M.D., D.P.H., *Director*

---

## INTRODUCTION

The Division of Hospital and Medical Services administers the legislation whereby the Department of Public Health provides, out of general revenue of the Province, certain health services. The services provided include the Provincial-Municipal Hospitalization Plan, maternity hospitalization for residents, hospitalization as well as medical, dental, optical and special treatment services for social services recipients and their dependents who qualify for these services, and hospitalization along with medical and surgical care in hospital for poliomyelitis sufferers. Also administered by this Division are direct grants paid to hospitals which include per diem grants, out-post hospital grants, orthopaedic grants, maternity home confinement grants, nurses training grants, and hospital construction grants. The hospital construction grant is shared equally by the provincial and federal governments, except in the case of nurses' accommodation in teaching hospitals where the province pays a special grant of \$1,000.00 per bed over and above the grant shared by the two governments. A special psychiatric grant is paid on a daily basis for those psychiatric cases hospitalized in special psychiatric wards in the University of Alberta Hospital and Calgary General Hospital.

Besides the administration of the foregoing provincial services, the Division of Hospital and Medical Services supervises the Municipal Hospital Districts throughout the province which administer their own hospitals. The inspection, approval and classification of hospitals in the province is conducted by this Division and in 1955 a program of instructing and assisting approved hospitals in organizing a standard cost accounting system was instituted. The Nursing Aide School at Calgary and the School for Laboratory and X-ray Technicians at Edmonton, both sponsored by the province, also come under the supervision of this Division.

The Province of Alberta is at present heavily committed to its residents for providing them with hospitalization services at nominal, or in some cases, no cost at all. The benefits provided by the province have been introduced gradually by various legislation, until today, taken all together, they present almost a complete picture with low cost coverage available to almost every resident of the province. Features of the programs are the voluntary nature of participation in them and the emphasis that they place on the decentralization of administration to a local level wherever possible. The increasing participation in the provincial program that has been experienced appears to be an indication of the acceptance of these services by the people of Alberta and is an expression of the basic desire for such a program. The comparative absence of private hospitalization coverage in Alberta, despite the non-compulsory nature of the provincial program, is a further indication of the acceptance and desire for such a program by the people.

## PROVINCIAL FINANCIAL SUMMARY

Provincial expenditures rose sharply over the previous year. The expenditures for hospitalization during the calendar year 1955 were as follows:

|   |                 |
|---|-----------------|
| Provincial-Municipal Hospitalization Plan .....                 | \$ 3,544,190.19 |
| Maternity Hospitalization .....                                 | 2,542,969.90    |
| Social Service Recipients (Pension Group) Hospitalization ..... | 2,257,899.80    |
| Poliomyelitis Hospitalization .....                             | 562,357.20      |
| Per Diem Hospitalization Grant .....                            | 1,833,333.00    |
| Extra Per Diem Hospitalization Grant .....                      | 496,743.00      |
| Orthopaedic Hospitalization Grant .....                         | 48,964.80       |
| Psychiatric Hospitalization in General Hospitals .....          | 60,984.00       |
| Outpost Hospital Grant .....                                    | 17,559.80       |
| Sub Total .....   | \$11,365,001.69 |
| *Mental Hospitalization .....                                   | 5,598,777.48    |
| *Tuberculosis Hospitalization .....                             | 1,868,323.66    |
| *Cancer Hospitalization .....                                   | 65,290.95       |
| Total .....   | \$18,897,393.78 |

\*These items are not administered through the Division of Hospital and Medical Services and will appear no further in this report.

Other expenditures by the province on health services made through the Division of Hospital and Medical Services for the calendar year 1955 were as follows:

|  |                 |
|--|-----------------|
| Social Service Recipients (Medical, Dental, Optical, etc.) ..... | \$ 804,928.68   |
| Poliomyelitis (Medical, Surgical, etc.) .....                    | 152,134.23      |
| Maternity (confinements at home) .....                           | 9,480.00        |
| Nurses' Education Program .....                                  | 108,800.00      |
| Hospital Construction Grants (Fiscal year 1955-56) .....         | 534,870.89      |
| Total .....  | \$ 1,630,213.80 |

Several important changes in the provincial program for the hospitalization of Alberta residents took place in 1955, which increased the financial responsibility of the Province considerably. Effective April 1, 1955, the following changes were instituted:

The per diem grant paid on behalf of all active treatment residents hospitalized in approved hospitals (excluding patients whose hospital accounts are paid by the Federal government), was raised from 70 cents to \$1.00 per patient day.

An extra per diem grant of 50 cents per patient day was introduced, which is paid on behalf of all patients provided with special services under the Provincial-Municipal Hospitalization Plan as well as newborn, maternity and pensioner patients who qualify for hospitalization services.

The per case payments on behalf of maternity patients were increased and the rate of payment for the first twenty days of a pensioner's hospitalization was also increased.


The province's share of the costs of the Provincial-Municipal Hospitalization Plan was increased from 50 to 60% where local authorities made provision for special hospital services along with standard ward care for their ratepayers and contract holders.

The amount spent per capita of population on hospitalization provided through this Division was \$10.66 in 1955. This is considerably higher than the amount spent in 1954 (\$8.87 per capita), and more than three times the amount spent in 1951 (\$3.18 per capita). This is due primarily to an increase in special services and total days and to some extent increased hospital costs.

DIAGRAM NO. 1

# PROVINCIAL GRANTS & PAYMENTS FOR HOSPITALIZATION IN GENERAL HOSPITALS

(EXCLUDING ORTHOPAEDIC)



## HOSPITAL CONSTRUCTION

During the calendar year 1955 the following hospitals and hospital additions were completed for a total net increase in acute treatment and chronic bed capacity of 581 beds and 118 bassinets:

|                                     | Net Increase* |           |
|-------------------------------------|---------------|-----------|
|                                     | Beds          | Bassinets |
| Barrhead, St. Joseph's .....        | 36            | 7         |
| Bonnyville, St. Louis .....         | 28            | 7         |
| Edmonton, Good Samaritan .....      | 72            | ....      |
| Edmonton, Misericordia .....        | 50            | 16        |
| Edmonton, St. Joseph's .....        | 77            | —         |
| Lac La Biche, St. Catherine's ..... | 34            | 6         |
| Lethbridge, Municipal .....         | 192           | 50        |
| Manning, Municipal .....            | 4             | 4         |
| Myrnam, Municipal .....             | 7             | 5         |
| McLennan, Sacred Heart .....        | 33            | 10        |
| Taber, Municipal .....              | 31            | 3         |
| Vermilion, Municipal .....          | 17            | 10        |

\*This includes both chronic and acute beds

The amounts paid by the province each year on hospital construction grants are recorded on a fiscal year basis. During 1955-56, the total amount that was expended by the province on construction grants was \$651,120.89. The comparable figure for 1954-55 was \$641,548.50.

The following new projects were started in 1955-56:

Athabasca Municipal (Nurses' Home)  
 Beaverlodge Municipal  
 Calgary, Bethany Chronic Hospital  
 Calgary General (Nurses' Home)  
 Calgary Holy Cross (Nurses' Home)  
 Camrose, Bethany Chronic Hospital  
 Edmonton, Royal Alexandra (Out-patient Department)  
 Edmonton, University of Alberta (Nurses' Home)  
 Edmonton, Woodcroft Health Centre  
 Fairview Municipal  
 Lethbridge Municipal (Nurses' Home)  
 Medicine Hat Municipal  
 Spirit River, Holy Cross  
 Two Hills Municipal  
 Willow Creek Chronic, Claresholm.

## ALBERTA APPROVED HOSPITALS

The number of approved hospitals in the province has remained unchanged in 1955. These approved hospitals are active treatment public hospitals which receive a per diem allowance on behalf of all the residents who are hospitalized in them. They are classified into groups according to the facilities and services that they provide. Not included in the approved hospitals are the chronic hospitals, the mental hospitals, the tuberculosis sanatoria, the private hospitals and the nursing homes in the province. The hospital statistics presented in this report pertain to approved hospitals only and do not include these latter institutions.

The number of hospitals in each group in 1955 was as follows:

|                    |     |
|--------------------|-----|
| Group A .....      | 6   |
| Group B .....      | 8   |
| Group C .....      | 36  |
| Group D .....      | 44* |
| Group E .....      | 4   |
| Unclassified ..... | 1   |

Total .....

99

\*Hythe sub-hospital of Grande Prairie Municipal Hospital and the isolation hospitals at Edmonton and Calgary are not included.

At December 31, 1955, these hospitals were owned and operated as follows:

|                                       |     |
|---------------------------------------|-----|
| Municipal .....                       | 53  |
| Municipally owned and Community ..... | 6   |
| Denominational .....                  | 36  |
| Industrial .....                      | 1   |
| Service Group .....                   | 2   |
| Provincial .....                      | 1   |
|                                       | --- |
| Total .....                           | 99  |



The number of municipal hospitals was again increased in 1955 with the opening of the new Municipal Hospital at Lethbridge on June 1. The old city-owned Galt Hospital at Lethbridge was closed, thereby decreasing the number of municipally owned and community hospitals in the province to six. One of the hospitals, namely, Lloydminster Municipal (Lloydminster Union) Hospital, is located in Saskatchewan.

The above hospitals were studied, for statistical purposes, according to their grouping. The patient days in 1955 were distributed among these hospital groups in the following manner:


|               | Adults and Children | Newborn |
|---------------|---------------------|---------|
| Group A ..... | 48.9%               | 49.0%   |
| Group B ..... | 14.0%               | 12.9%   |
| Group C ..... | 21.9%               | 22.5%   |
| Group D ..... | 14.0%               | 14.5%   |
| Group E ..... | 1.2%                | 1.1%    |
|               | 100.0%              | 100.0%  |

The percentage of patient days in group A hospitals, namely the hospitals in Edmonton and Calgary, has tended to increase, (see Diagram 3), primarily due to the fact that the increase in the province's population is concentrated in the large urban centres. The distribution of patient days by the month is shown for each hospital group, excluding the D.V.A. Division of the University Hospital and the Calgary Alberta Red Cross Hospital, on Table 3. A very strong seasonal influence is noted from an examination of this table as well as Table 4 and Diagrams 4A and 4B. March is almost invariably the high month for adult and child admissions and September is the low month. This is just as true for the urban as for the rural hospitals.

DIAGRAM NO. 2

**DISTRIBUTION OF PATIENT DAYS BY HOSPITAL GROUP**

(EXCLUDING NEWBORN, DVA DIVISION OF UNIVERSITY HOSPITAL AND CALGARY ALBERTA RED CROSS)





## MOVEMENT OF PATIENTS

The number of people hospitalized in the province and the days spent in hospital by Alberta residents has continued to rise in 1955 with 1,885,626 patient days and 214,163 patients as against 1,825,710 patient days and 207,023 patients in 1954. The number of births in provincial approved hospitals and the number of new-born days also rose slightly in 1955 with 259,599 days and 33,680 births as against 258,739 days and 32,984 births in 1954. The increase in births is not as great as in previous years.

TABLE 1: PATIENTS UNDER CARE — 1946 - 1955

|  | 1946  | 1947  | 1948  | 1949  | 1950  | 1951  | 1952  | 1953  | 1954  | 1955  |
|--|-------|-------|-------|-------|-------|-------|-------|-------|-------|-------|
| <b>Adults and Children's</b>   |       |       |       |       |       |       |       |       |       |       |
| Days (in 1000's).....  | 1,406 | 1,377 | 1,408 | 1,437 | 1,468 | 1,559 | 1,614 | 1,732 | 1,826 | 1,886 |
| Cases (in 1000's).....   | 141   | 139   | 142   | 159   | 163   | 171   | 186   | 199   | 207   | 214   |
| Days per capita .....  | 1.7   | 1.7   | 1.7   | 1.7   | 1.6   | 1.7   | 1.7   | 1.7   | 1.8   | 1.8   |
| Average stay .....   | 9.0   | 9.1   | 9.8   | 9.2   | 8.8   | 9.0   | 9.0   | 8.8   | 8.9   | 8.9   |
| Average in Hospital Daily..  | 4,423 | 4,372 | 4,417 | 4,513 | 4,611 | 4,872 | 5,042 | 5,421 | 5,711 | 5,877 |
| % Population in<br>Hospital Daily .....                                | .55   | .53   | .52   | .52   | .52   | .52   | .51   | .53   | .55   | .55   |
| % Population admitted<br>per year .....                                | 20.9  | 18.8  | 20.1  | 20.5  | 20.5  | 20.3  | 21.4  | 19.1  | 19.5  | 19.7  |
| <b>Newborn days (1000's) .....</b>                                     | 211   | 219   | 202   | 211   | 216   | 220   | 231   | 247   | 259   | 260   |
| Cases (1000's) .....   | 21    | 23    | 23    | 24    | 25    | 26    | 28    | 31    | 33    | 34    |
| Average stay .....   | 10.1  | 9.7   | 9.2   | 9.1   | 8.9   | 8.6   | 8.5   | 8.2   | 8.0   | 7.9   |
| Stillbirths .....  | 351   | 373   | 349   | 388   | 329   | 363   | 367   | 447   | 423   | 409   |
| % Births in Approved<br>Hospitals to total<br>Births in Province ..... | 95.9  | 93.1  | 96.6  | 97.2  | 97.9  | 95.3  | 95.0  | 96.0  | 96.4  | 96.1  |

The average stay for adults and children has remained unchanged in 1955 at 8.9, the approximate level for the past ten years. For newborns, on the other hand, the average stay shows a continuous decline from 10.1 in 1946 to 7.9 in 1955. A slight rise in the utilization of hospital services, on the basis of population admitted during the year, is indicated by a rise from 19.5% in 1954 to 19.7% in 1955. The rate of utilization of hospital facilities in Alberta has tended to increase since 1950, possibly reflecting to an extent the introduction of the Provincial-Municipal Hospitalization Plan. The rapid industrial development of the province and the consequent growth in population since 1947 appears mainly responsible for the continual rise in the number of people hospitalized—4,372 per day in 1947 to 5,877 per day in 1955.

To meet this situation hospital facilities continued to be expanded, being 6,866 beds and cribs and 1,314 bassinets in 1955 as against 6,546 rated beds and cribs and 1,144 bassinets in 1954.

TABLE 2: ACTIVE TREATMENT HOSPITAL BEDS — 1949 - 1955

|   | 1949  | 1950  | 1951  | 1952  | 1953  | 1954  | 1955  |
|---|-------|-------|-------|-------|-------|-------|-------|
| <b>CAPACITY</b>   |       |       |       |       |       |       |       |
| Beds and Cribs .....  | 4,684 | 4,992 | 5,521 | 5,752 | 6,371 | 6,546 | 6,866 |
| Bassinets .....   | 910   | 945   | 998   | 1,022 | 1,083 | 1,144 | 1,314 |
| Total .....   | 5,594 | 5,937 | 6,519 | 6,774 | 7,454 | 7,690 | 8,180 |
| <b>COMPLEMENT</b>   |       |       |       |       |       |       |       |
| Beds and Cribs .....  | 5,617 | 5,982 | 6,239 | 6,159 | 6,810 | 6,910 | 7,142 |
| Bassinets .....   | 1,079 | 1,107 | 1,132 | 1,165 | 1,242 | 1,283 | 1,371 |
| Total .....   | 6,696 | 7,089 | 7,371 | 7,324 | 8,051 | 8,193 | 8,513 |
| Beds per 1000 population  |       |       |       |       |       |       |       |
| Excluding Bassinets .....   | 5.4   | 5.6   | 5.9   | 5.9   | 6.3   | 6.3   | 6.4   |
| Including Bassinets .....   | 6.4   | 6.6   | 6.9   | 6.9   | 7.4   | 7.4   | 7.7   |
| Patients Accommodated<br>Per Bed Per Year<br>(Adults and Child) ..... | 28.6  | 27.2  | 27.3  | 30.2  | 29.0  | 29.7  | 29.7  |

TABLE 3 — PATIENT DAYS BY HOSPITAL GROUP & MONTH — 1955  
(Excluding D.V.A. Division, University Hospital & Calgary Alberta Red Cross)

|                             | January | February | March   | April   | May     | June    | July    | August  | September | October | November | December | Year      |
|-----------------------------|---------|----------|---------|---------|---------|---------|---------|---------|-----------|---------|----------|----------|-----------|
| <b>ADULTS AND CHILDREN:</b> |         |          |         |         |         |         |         |         |           |         |          |          |           |
| Group A .....               | 76,662  | 71,698   | 78,696  | 74,924  | 76,854  | 72,029  | 70,217  | 71,521  | 69,986    | 75,882  | 75,941   | 71,305   | 885,715   |
| Group B .....               | 22,178  | 20,935   | 23,709  | 21,441  | 21,801  | 20,877  | 20,151  | 19,734  | 18,999    | 20,543  | 21,638   | 20,824   | 252,830   |
| Group C .....               | 36,620  | 34,333   | 39,317  | 34,774  | 32,555  | 30,410  | 31,003  | 31,706  | 29,899    | 31,259  | 31,887   | 32,973   | 396,736   |
| Group D .....               | 22,501  | 21,783   | 24,751  | 22,227  | 20,120  | 19,738  | 19,740  | 19,715  | 19,082    | 20,213  | 20,979   | 21,927   | 252,776   |
| Group E .....               | 2,029   | 1,884    | 2,071   | 1,951   | 1,920   | 1,802   | 1,569   | 1,614   | 1,585     | 1,681   | 1,985    | 1,801    | 21,842    |
| Provincial Total .....      | 159,989 | 150,633  | 168,544 | 155,317 | 153,250 | 144,856 | 142,680 | 144,290 | 139,551   | 149,578 | 152,373  | 148,828  | 1,809,899 |
| <b>NEWBORN</b>              |         |          |         |         |         |         |         |         |           |         |          |          |           |
| Group A .....               | 9,883   | 9,645    | 10,795  | 10,930  | 11,082  | 11,001  | 11,223  | 10,717  | 10,648    | 11,006  | 10,285   | 10,133   | 127,348   |
| Group B .....               | 2,633   | 2,360    | 2,770   | 2,803   | 2,916   | 3,044   | 3,049   | 2,814   | 2,954     | 2,801   | 2,590    | 2,766    | 33,420    |
| Group C .....               | 5,052   | 4,369    | 5,411   | 5,169   | 5,091   | 4,848   | 5,101   | 5,029   | 4,718     | 4,814   | 4,385    | 4,367    | 53,534    |
| Group D .....               | 2,901   | 3,013    | 3,243   | 3,414   | 3,403   | 3,262   | 3,377   | 2,953   | 3,242     | 3,123   | 2,776    | 2,934    | 37,661    |
| Group E .....               | 199     | 200      | 284     | 283     | 236     | 299     | 271     | 200     | 272       | 159     | 228      | 205      | 2,886     |
| Provincial Total .....      | 20,668  | 19,587   | 22,503  | 22,599  | 22,728  | 22,454  | 23,021  | 21,711  | 21,834    | 21,903  | 20,194   | 20,395   | 259,599   |

DIAGRAM NO. 3

# PATIENT DAYS & CASES IN ALBERTA APPROVED HOSPITALS

ADULTS AND CHILDREN 1946-1955

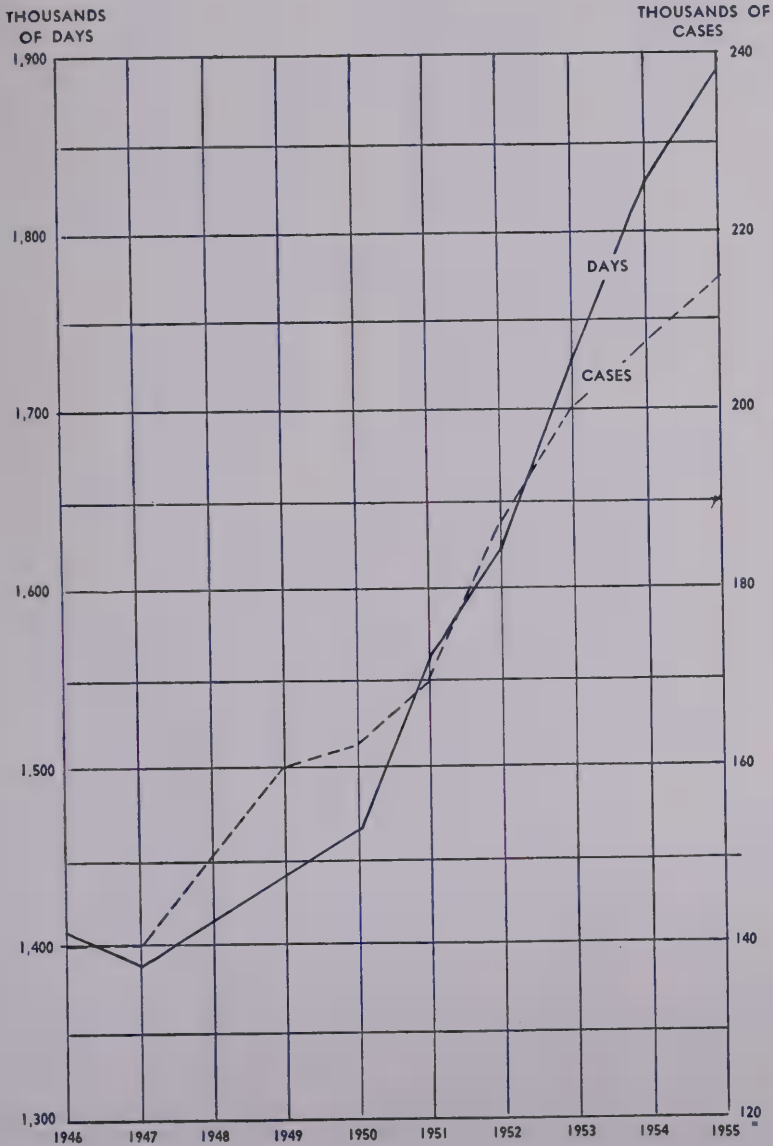


TABLE 4 — MONTHLY MOVEMENT OF PATIENTS — 1955  
(Excluding D.V.A. Division, University Hospital)

|                            | January | February | March  | April  | May    | June   | July   | August | September | October | November | December | Year    |
|----------------------------|---------|----------|--------|--------|--------|--------|--------|--------|-----------|---------|----------|----------|---------|
| <b>ADULTS AND CHILDREN</b> |         |          |        |        |        |        |        |        |           |         |          |          |         |
| In at the Beginning        | 4,201   | 5,373    | 5,496  | 5,599  | 4,978  | 5,078  | 4,571  | 4,432  | 4,747     | 4,968   | 4,927    | 5,311    | 4,201   |
| Admissions                 | 18,593  | 16,813   | 13,458 | 13,689 | 17,749 | 16,936 | 16,727 | 17,534 | 15,957    | 17,344  | 17,042   | 16,513   | 208,385 |
| Total under care           | 22,734  | 22,186   | 24,661 | 22,727 | 22,727 | 22,014 | 21,288 | 21,966 | 20,704    | 22,312  | 21,969   | 21,824   | 212,586 |
| Discharges                 | 16,970  | 16,367   | 18,711 | 18,953 | 17,324 | 17,011 | 16,583 | 16,909 | 15,463    | 17,080  | 16,324   | 17,100   | 204,325 |
| Deaths                     | 16,391  | 16,393   | 18,354 | 18,937 | 17,325 | 17,302 | 16,283 | 16,310 | 15,273    | 16,305  | 15,334   | 16,285   | 204,325 |
| In at the End              | 5,373   | 5,496    | 5,599  | 4,978  | 5,078  | 4,571  | 4,432  | 4,747  | 4,968     | 4,927   | 5,311    | 4,429    | 4,429   |
| <b>NEWBORN</b>             |         |          |        |        |        |        |        |        |           |         |          |          |         |
| In at the Beginning        | 578     | 687      | 718    | 804    | 705    | 768    | 795    | 694    | 714       | 772     | 660      | 631      | 578     |
| Live Births                | 2,611   | 2,455    | 2,850  | 2,809  | 2,925  | 2,874  | 2,967  | 2,894  | 2,849     | 2,755   | 2,519    | 2,644    | 33,102  |
| Total under care           | 3,189   | 3,142    | 3,568  | 3,613  | 3,630  | 3,642  | 3,692  | 3,588  | 3,563     | 3,527   | 3,179    | 3,275    | 33,680  |
| Discharges                 | 2,462   | 2,387    | 2,712  | 2,872  | 2,823  | 2,866  | 2,957  | 2,833  | 2,761     | 2,828   | 2,522    | 2,597    | 32,580  |
| Deaths                     | 40      | 37       | 52     | 36     | 39     | 55     | 41     | 31     | 30        | 39      | 26       | 40       | 462     |
| In at the End              | 687     | 718      | 804    | 705    | 768    | 725    | 694    | 714    | 772       | 660     | 631      | 638      | 638     |

The monthly movement of patients for adults and children as well as newborns is shown on Table 4 and Diagram 4A and 4B.

DIAGRAM NO. 4A

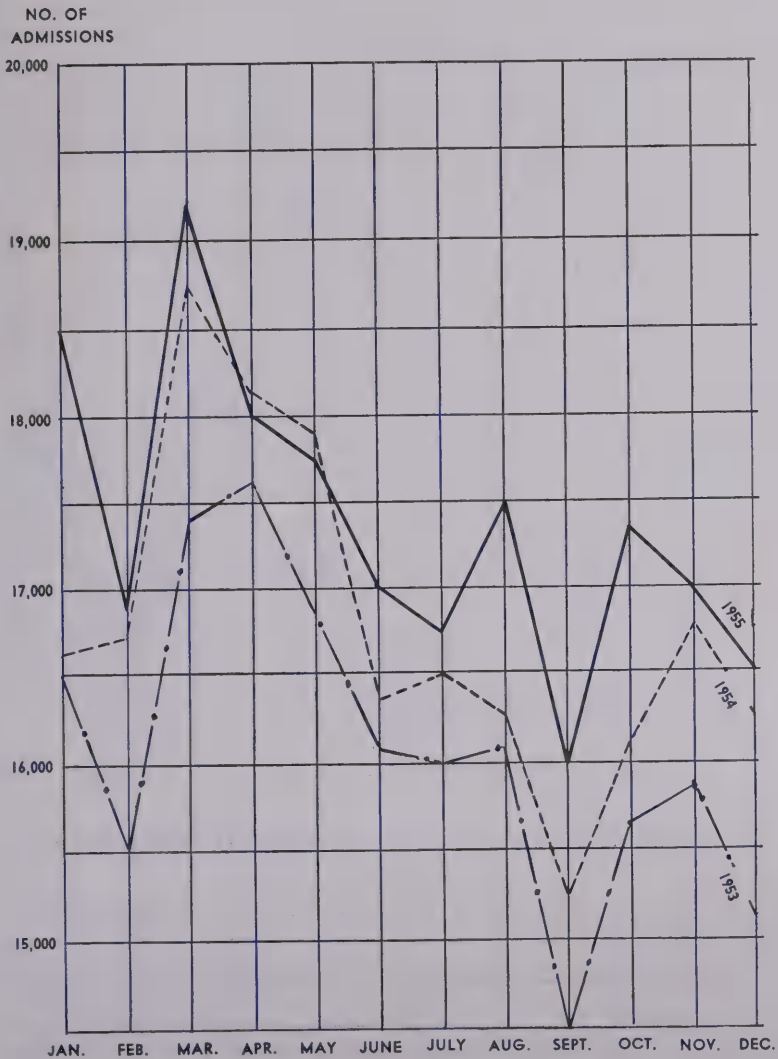
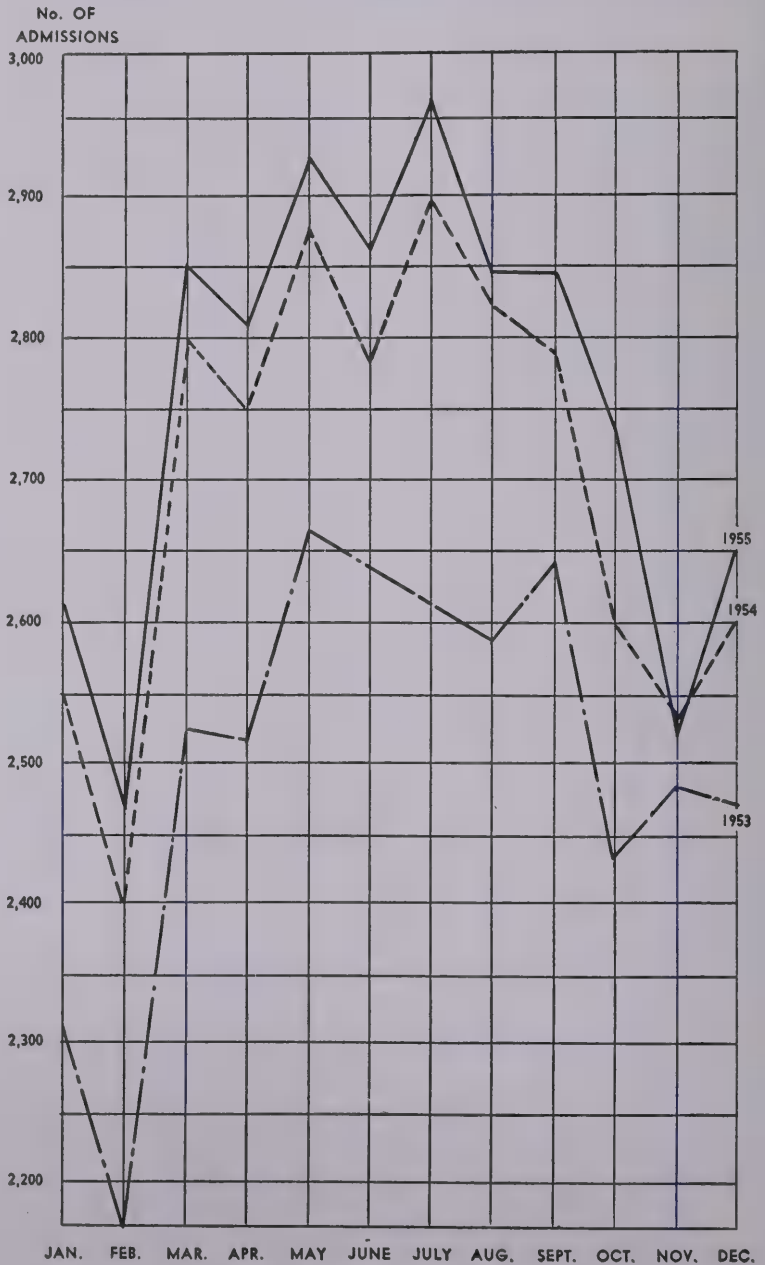
**MONTHLY ADMISSIONS OF ADULTS & CHILDREN**

DIAGRAM NO. 4B

# MONTHLY LIVE BIRTHS



An examination of Table 5 and Diagram 5 shows the importance of publically sponsored hospitalization in Alberta. Over seventy percent of the patients in 1955 received benefits under one type of provincial program or another. The distribution of these patients according to the type of benefits was as follows:

|  |       |              |
|--|-------|--------------|
| Provincial-Municipal Hospitalization Plan          |       |              |
| (a) Standard Ward Care Only .....                  | 11.3% |              |
| (b) Standard Ward and Special Services.....        | 36.6% | 47.9%        |
| Maternity Hospitalization Benefits .....           |       | 15.0%        |
| Social Service Recipients Hospitalization Benefits |       |              |
| Old Age Pension Group .....                        | 7.0%  |              |
| Mother's Allowance .....                           | 0.5%  |              |
| Blind Pension .....                                | 0.2%  |              |
| Widow's Allowance .....                            | 0.2%  | 7.9%         |
| Polio and Orthopaedic Benefits .....               |       | 0.2%         |
| Psychiatric .....                                  |       | 0.3%         |
| Residents not eligible for any of above .....      |       | 24.7%        |
| Indians .....                                      |       | 1.0%         |
| *Others .....                                      |       | 3.0%         |
|  |       | <hr/> 100.0% |

\*Non-residents, boarders and recipients of Veterans' Allowance.

Since the non-residents, boarders and recipients of Veterans' Allowance, together with Indians hospitalized in general hospitals, make up the 4% listed under others, this leaves 24.7% of the patients who could not meet eligibility requirements. A substantial percentage of these have provided themselves with Blue Cross and private insurance company hospitalization coverage, largely on a group-insurance basis.

Diagram 5 shows the progressive development of comprehensive coverage under the Provincial-Municipal Hospitalization Plan. In 1951, 46.6% of the patients in hospital were Alberta residents who were not covered and only 28.3% were provided with standard ward care. In 1955, on the other hand, 47.9% of the patients were covered under the Provincial-Municipal Hospitalization Plan and only 24.7% were paying their own accounts. A rather diverse pattern is noted for the average length of stay for the various types of patients. The most pronounced trend is noted with the length of stay for maternity patients. It has declined steadily from 8.4 days in 1951 to 7.6 days in 1955. The length of stay for patients covered by the Provincial-Municipal Hospitalization Plan has shown a slight tendency to increase during this period. This is in contrast to the self-paying patients whose average stay has tended to remain stationary if not to decrease.

DIAGRAM NO. III

### DISTRIBUTION OF PATIENTS UNDER CARE BY TYPE

(EXCLUDING NEWBORN AND DVA DIVISION OF UNIVERSITY HOSPITAL)

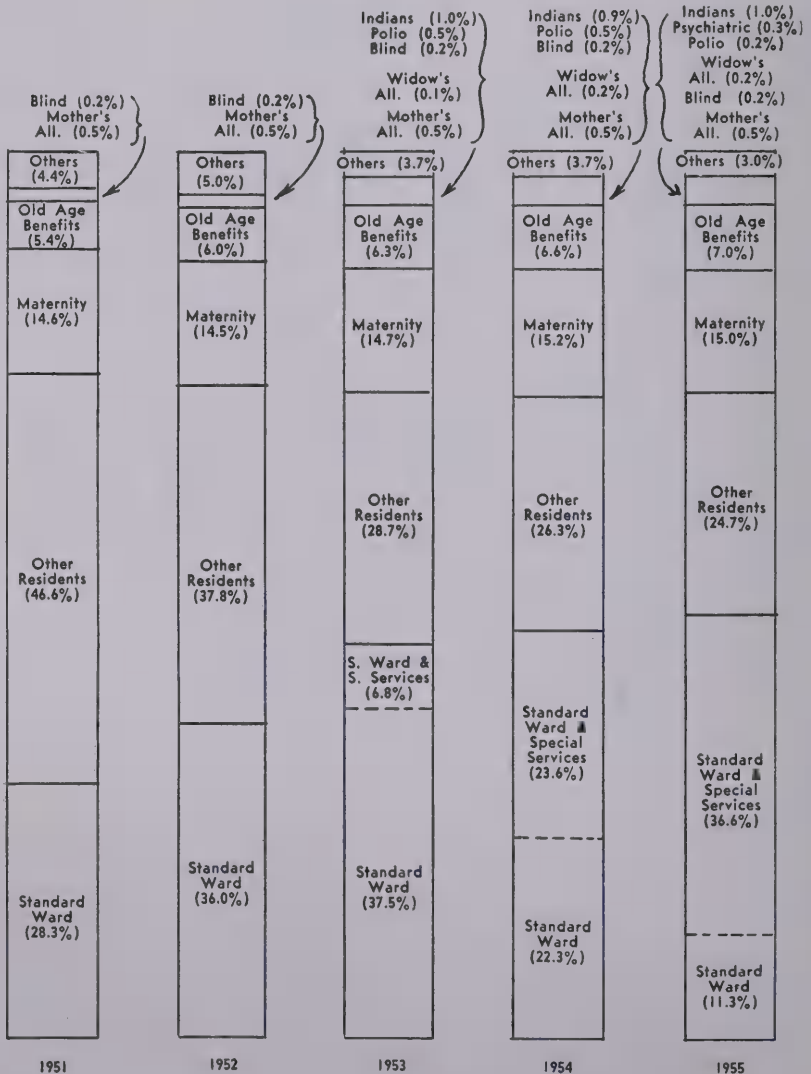




DIAGRAM NO. 6

**LENGTH OF STAY IN HOSPITAL BY TYPE OF BENEFIT**

(EXCLUDING NEWBORN AND DVA DIVISION OF UNIVERSITY HOSPITAL)

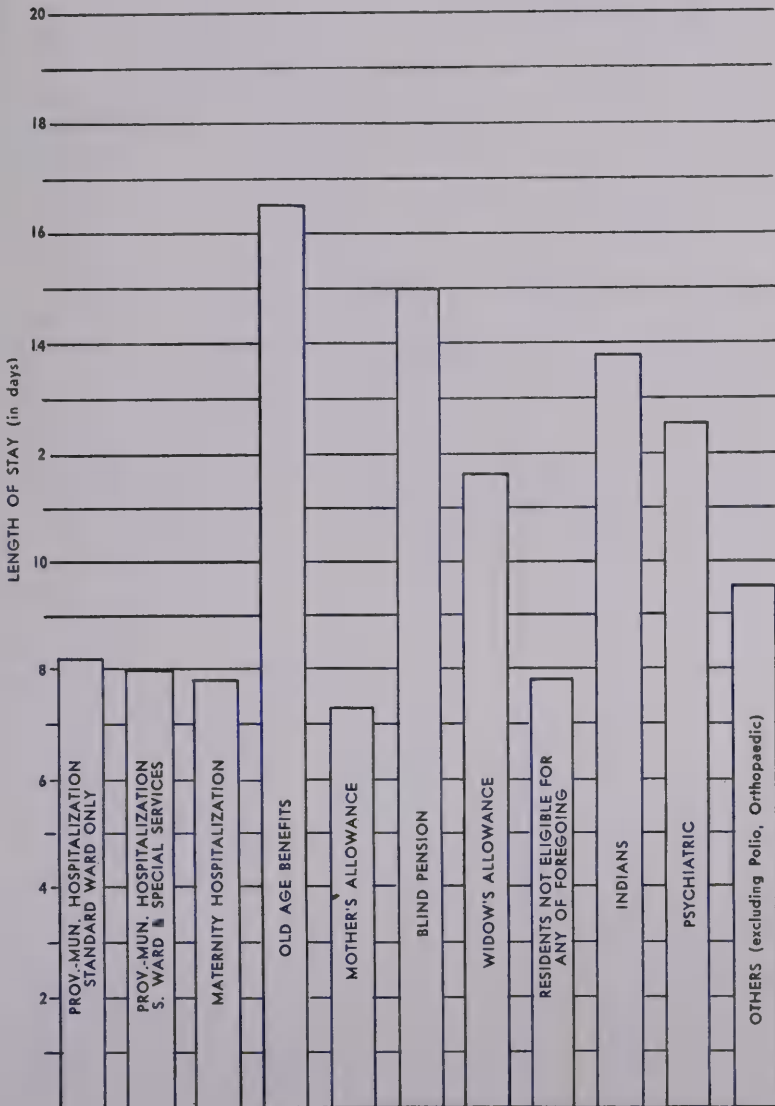


TABLE 5: LENGTH OF STAY IN HOSPITAL, BY PATIENT TYPE

|   | 1955  |                        | 1954  |                        | 1953  |                        | 1952  |                        | 1951  |                        |
|---|---|------------------------|---|------------------------|---|------------------------|---|------------------------|---|------------------------|
|   | No. of Patients Discharged or Died to nearest 100 | Average Length of Stay | No. of Patients Discharged or Died to nearest 100 | Average Length of Stay | No. of Patients Discharged or Died to nearest 100 | Average Length of Stay | No. of Patients Discharged or Died to nearest 100 | Average Length of Stay | No. of Patients Discharged or Died to nearest 100 | Average Length of Stay |
| RECIPIENTS OF:                                |   |                        |   |                        |   |                        |   |                        |   |                        |
| Municipal Hospitalization                     |   |                        |   |                        |   |                        |   |                        |   |                        |
| Benefits                                      |   |                        |   |                        |   |                        |   |                        |   |                        |
| (a) Standard Ward only .....                  | 23,400  | 8.2                    | 44,800  | 7.9                    | 72,400  | 7.6                    | 65,900  | 7.6                    | 46,800  | 7.6                    |
| (b) Standard Ward and Special Services .....  | 76,000  | 7.9                    | 47,400  | 7.8                    | 13,200  | 8.1                    | N.A.  | N.A.                   | N.A.  | N.A.                   |
| Maternity Hospitalization                     |   |                        |   |                        |   |                        |   |                        |   |                        |
| Benefits .....                                | 31,200  | 7.6                    | 30,600  | 7.8                    | 28,300  | 7.9                    | 26,000  | 8.2                    | 24,100  | 8.4                    |
| Old Age Benefits .....                        | 14,600  | 16.4                   | 13,300  | 15.7                   | 12,200  | 16.2                   | 10,900  | 15.9                   | 8,800   | 16.2                   |
| Mother's Allowance .....                      | 1,100   | 7.1                    | 1,100   | 7.0                    | 900   | 7.6                    | 900   | 6.9                    | 900   | 7.5                    |
| Blind Pension .....                           | 300   | 14.8                   | 300   | 15.8                   | 300   | 14.4                   | 300   | 13.5                   | 300   | 14.8                   |
| Widow's Allowance .....                       | 300   | 11.4                   | 300   | 11.9                   | 200   | 12.2                   | (—)   | 10.5                   | N.A.  | N.A.                   |
| Residents not eligible for any of above ..... | 51,300  | 7.7                    | 53,000  | 7.6                    | 55,400  | 7.6                    | 66,800  | 7.8                    | 76,800  | 8.0                    |
| *Others .....                                 | 8,500   | 10.2                   | 8,800   | 9.2                    | 9,100   | 9.7                    | 9,000   | 10.7                   | 7,300   | 12.1                   |

\*Excluding Polio, Orthopaedic and Psychiatric Patients

The overwhelming majority of Alberta patients discharged during 1955 stayed in hospital only a very short time. A tiny minority of the patients accounted for a large portion of the days (see Table 6 and Diagram 7). Thus more than half the patients (54.8%) stayed in hospital six days or less but accounted for only a little more than a fifth of the total days (21.1%). Seventy-six point four percent (76.4%) of the patients were discharged within 9 days but still accounted for just 40.2% of the days. Only 3.5% of the patients stayed in 30 days or longer but accounted for over a quarter of the days (25.8%).

DIAGRAM NO. 7

**DISTRIBUTION OF PATIENTS BY LENGTH OF STAY**  
(EXCLUDING NEWBORN AND DVA DIVISION OF UNIVERSITY HOSPITAL)

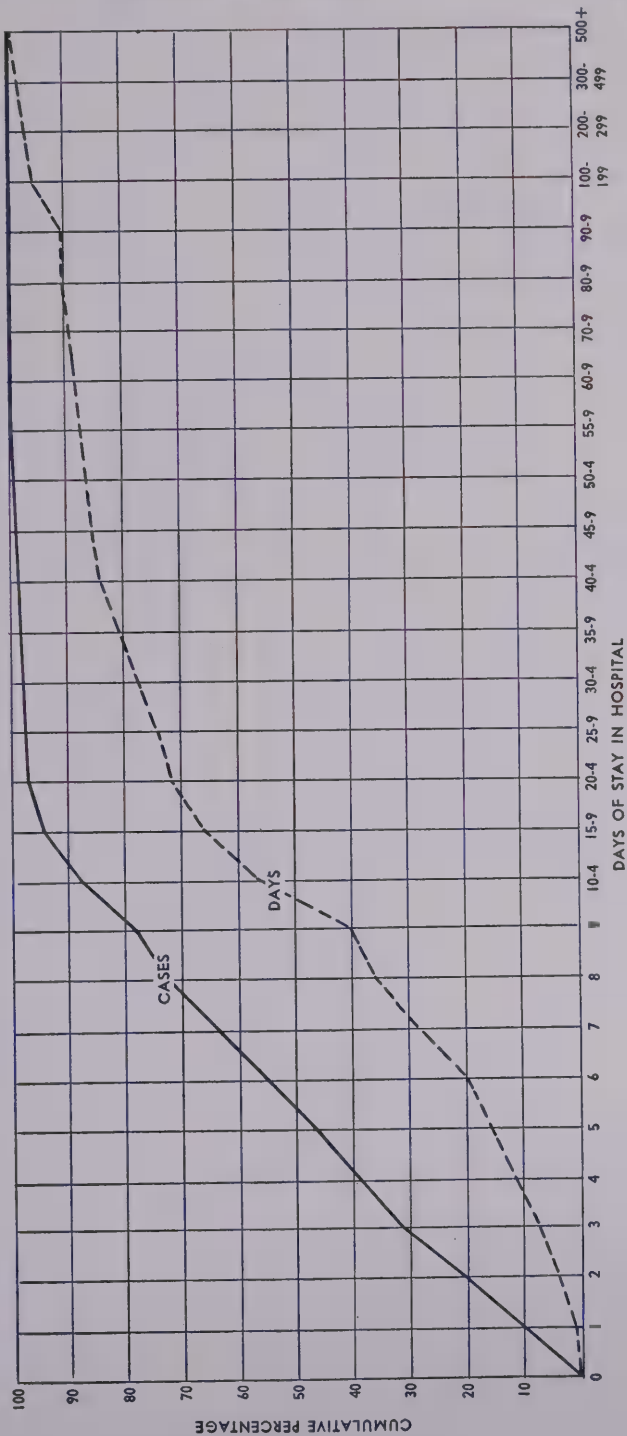




TABLE 6  
HOSPITALIZATION OF ALBERTA PATIENTS BY TYPE OF BENEFIT & LENGTH OF STAY

| TYPE OF BENEFIT                                 | LENGTH OF DAYS |        |        |        |        |         |         |         |        |         |         |         |        |        |        |        |        | Total  |        |        |        |        |        |        |         |         |         |           |  |
|---|----------------|--------|--------|--------|--------|---------|---------|---------|--------|---------|---------|---------|--------|--------|--------|--------|--------|--------|--------|--------|--------|--------|--------|--------|---------|---------|---------|-----------|--|
|   | 1              | 2      | 3      | 4      | 5      | 6       | 7       | 8       | 9      | 10-14   | 15-19   | 20-24   | 25-29  | 30-34  | 35-39  | 40-44  | 45-49  |        | 50-4   | 55-9   | 60-9   | 70-9   | 80-9   | 90-9   | 100-199 | 200-299 | 300-500 | 500-      |  |
| <b>(a) Standard Ward only:</b>                  |                |        |        |        |        |         |         |         |        |         |         |         |        |        |        |        |        |        |        |        |        |        |        |        |         |         |         |           |  |
| Cases   | 2,149          | 3,556  | 2,675  | 2,240  | 1,911  | 1,599   | 1,336   | 1,233   | 999    | 2,755   | 1,228   | 580     | 356    | 211    | 169    | 121    | 62     | 61     | 40     | 55     | 34     | 28     | 23     | 47     | 4       | 2       | 1       | 23,426    |  |
| Days  | 2,149          | 7,112  | 8,025  | 8,960  | 9,555  | 9,594   | 9,332   | 9,864   | 8,631  | 32,068  | 20,525  | 12,634  | 9,606  | 6,699  | 5,524  | 5,079  | 2,921  | 3,169  | 2,277  | 3,535  | 2,538  | 2,339  | 2,161  | 6,268  | 895     | 629     | 576     | 193,083   |  |
| <b>(b) Standard Ward plus Special Services:</b> |                |        |        |        |        |         |         |         |        |         |         |         |        |        |        |        |        |        |        |        |        |        |        |        |         |         |         |           |  |
| Cases   | 8,228          | 10,949 | 9,245  | 7,503  | 6,243  | 5,091   | 4,505   | 3,682   | 2,912  | 8,732   | 3,711   | 1,768   | 1,028  | 657    | 444    | 305    | 215    | 152    | 117    | 145    | 88     | 75     | 63     | 149    | 14      | 10      | 4       | 76,635    |  |
| Days  | 8,228          | 21,898 | 27,735 | 30,012 | 31,215 | 30,546  | 31,830  | 29,456  | 26,208 | 101,787 | 61,880  | 36,498  | 27,614 | 20,940 | 16,378 | 12,808 | 10,101 | 7,901  | 6,650  | 9,237  | 6,520  | 6,312  | 5,946  | 19,468 | 3,267   | 3,247   | 3,357   | 998,764   |  |
| *Self Pay:                                      | 6,211          | 8,121  | 6,449  | 5,164  | 4,254  | 3,446   | 2,913   | 3,374   | 1,813  | 5,273   | 2,055   | 1,054   | 585    | 384    | 240    | 201    | 141    | 89     | 77     | 119    | 65     | 54     | 22     | 123    | 19      | 21      | 11      | 51,272    |  |
| Days  | 6,211          | 16,242 | 19,347 | 20,656 | 21,280 | 20,676  | 20,391  | 18,992  | 16,317 | 61,263  | 34,197  | 22,904  | 15,931 | 11,686 | 8,825  | 8,403  | 6,617  | 4,615  | 4,377  | 7,648  | 4,785  | 4,557  | 2,080  | 16,174 | 4,537   | 7,589   | 8,773   | 395,073   |  |
| Maternity:                                      | 12             | 22     | 84     | 440    | 2,062  | 5,843   | 8,745   | 6,417   | 3,467  | 3,842   | 195     | 47      | 11     | 6      | 5      | 6      | 4      | 2      | 1      | 1      | 1      | 1      | 1      | 1      | 1       | 1       | 1       | 31,214    |  |
| Days  | 12             | 44     | 252    | 1,760  | 10,310 | 35,058  | 61,215  | 51,336  | 31,203 | 41,918  | 3,181   | 1,013   | 286    | 192    | 194    | 248    | 186    | 105    | 173    | 105    | 105    | 105    | 105    | 105    | 105     | 105     | 105     | 238,368   |  |
| Old Age Pension:                                | 593            | 644    | 746    | 867    | 893    | 914     | 919     | 744     | 735    | 2,773   | 1,600   | 962     | 546    | 388    | 275    | 212    | 146    | 101    | 78     | 136    | 88     | 71     | 42     | 123    | 24      | 13      | 7       | 14,640    |  |
| Days  | 593            | 1,288  | 2,258  | 3,468  | 4,465  | 5,484   | 6,433   | 5,932   | 6,615  | 32,669  | 26,849  | 20,964  | 14,584 | 12,364 | 10,088 | 8,908  | 6,864  | 5,252  | 4,419  | 8,730  | 6,543  | 6,016  | 3,938  | 16,044 | 5,334   | 4,643   | 8,527   | 239,512   |  |
| Mothers' Allowance:                             | 111            | 169    | 145    | 116    | 91     | 77      | 80      | 58      | 39     | 136     | 42      | 19      | 18     | 10     | 3      | 3      | 1      | 4      | 1      | 2      | 1      | 1      | 1      | 1      | 1       | 1       | 1       | 1,126     |  |
| Days  | 111            | 338    | 435    | 464    | 455    | 462     | 960     | 494     | 351    | 1,567   | 698     | 412     | 480    | 319    | 112    | 126    | 105    | 54     | 229    | 105    | 145    | 81     | 91     | 105    | 105     | 105     | 105     | 7,954     |  |
| Blind Pension:                                  | 16             | 11     | 24     | 22     | 10     | 15      | 16      | 17      | 17     | 69      | 37      | 27      | 9      | 11     | 11     | 3      | 4      | 3      | 3      | 1      | 1      | 1      | 1      | 1      | 1       | 1       | 1       | 315       |  |
| Days  | 16             | 22     | 72     | 88     | 50     | 90      | 112     | 136     | 153    | 816     | 437     | 607     | 243    | 356    | 223    | 128    | 187    | 154    | 174    | 68     | 74     | 74     | 441    | 105    | 105     | 105     | 4,647   |           |  |
| Widow's Allowance:                              | 16             | 25     | 21     | 27     | 20     | 22      | 23      | 20      | 8      | 72      | 35      | 14      | 17     | 6      | 1      | 3      | 4      | 1      | 1      | 1      | 1      | 1      | 1      | 1      | 1       | 1       | 1       | 337       |  |
| Days  | 16             | 50     | 63     | 108    | 100    | 132     | 161     | 160     | 72     | 859     | 597     | 300     | 464    | 193    | 35     | 125    | 186    | 105    | 69     | 77     | 81     | 105    | 105    | 105    | 105     | 105     | 105     | 3,848     |  |
| Fellow:   | 23             | 14     | 7      | 8      | 11     | 12      | 16      | 18      | 23     | 123     | 54      | 26      | 22     | 18     | 13     | 12     | 12     | 7      | 7      | 20     | 19     | 11     | 9      | 68     | 37      | 27      | 19      | 637       |  |
| Days  | 23             | 28     | 21     | 32     | 55     | 72      | 112     | 144     | 207    | 1,485   | 891     | 581     | 592    | 570    | 478    | 498    | 555    | 365    | 461    | 1,281  | 1,400  | 926    | 839    | 9,785  | 9,001   | 10,160  | 12,179  | 52,731    |  |
| Indians:  | 112            | 162    | 241    | 238    | 209    | 190     | 179     | 142     | 94     | 280     | 85      | 63      | 22     | 27     | 16     | 10     | 10     | 5      | 7      | 6      | 2      | 2      | 1      | 9      | 16      | 5       | 5       | 2,125     |  |
| Days  | 112            | 324    | 723    | 932    | 1,045  | 1,140   | 1,203   | 1,136   | 848    | 3,179   | 1,432   | 1,199   | 597    | 874    | 583    | 426    | 469    | 297    | 401    | 378    | 146    | 168    | 90     | 1,241  | 6,604   | 2,830   | 26,405  |           |  |
| Others:   | 570            | 726    | 613    | 515    | 517    | 603     | 570     | 408     | 306    | 729     | 280     | 159     | 79     | 67     | 51     | 24     | 27     | 17     | 9      | 13     | 6      | 3      | 4      | 16     | 3       | 5       | 11      | 6,322     |  |
| Days  | 570            | 1,452  | 1,839  | 2,000  | 2,585  | 3,618   | 3,990   | 3,264   | 2,754  | 8,473   | 4,662   | 3,454   | 2,118  | 2,115  | 1,886  | 1,011  | 1,277  | 877    | 507    | 842    | 443    | 290    | 375    | 1,984  | 686     | 1,862   | 2,736   | 57,690    |  |
| Psychiatric:                                    | 46             | 39     | 45     | 47     | 29     | 35      | 23      | 43      | 35     | 166     | 77      | 47      | 28     | 8      | 13     | 9      | 6      | 3      | 1      | 4      | 2      | 1      | 1      | 1      | 1       | 1       | 1       | 707       |  |
| Days  | 46             | 78     | 135    | 188    | 145    | 210     | 161     | 344     | 315    | 1,946   | 1,286   | 1,016   | 732    | 287    | 471    | 383    | 285    | 160    | 56     | 254    | 224    | 105    | 105    | 105    | 105     | 105     | 105     | 8,712     |  |
| Total:  | 18,087         | 24,438 | 20,295 | 17,187 | 16,252 | 17,847  | 19,325  | 15,156  | 10,408 | 24,950  | 9,389   | 4,758   | 2,731  | 1,777  | 1,227  | 909    | 631    | 441    | 347    | 500    | 369    | 247    | 165    | 538    | 101     | 94      | 47      | 208,156   |  |
| Days  | 18,087         | 48,876 | 60,885 | 68,748 | 81,200 | 107,082 | 135,275 | 121,248 | 93,672 | 287,630 | 156,625 | 103,582 | 73,277 | 56,565 | 45,187 | 38,143 | 29,648 | 22,909 | 19,724 | 32,062 | 22,895 | 20,812 | 15,540 | 71,405 | 23,938  | 34,734  | 38,978  | 1,828,787 |  |

† Self pay and insured primarily by other than Provincial Government plans.  
‡ Non-resident, boarders and Recipients of Veterans' Allowance.



In reviewing the length of stay of groups under different types of benefit we note certain variations. With patients who were responsible for their own accounts or were insured by other than the Provincial-Municipal Hospitalization Plan, 65.6% were discharged within 6 days of admission, while with patients receiving complete hospitalization service under the Provincial-Municipal Hospitalization Plan 62.2% were discharged in the same period. The percentage of discharge as the stay becomes longer tends to even up. Approximately 97.0% of both groups were discharged within one month.

Among old age pensioners and their dependents the proportion of short stay cases is much smaller than in other groups. Table 6 shows 31.8% discharged within 6 days, 48.2% within 9 days and 88.4%\* within one month. Only 3.4% stay in over 60 days but they account for 25.1% of total old age pensioner hospital days.

When the utilization of hospital services by age group is considered (see Table 7 and Diagram 8), it is noted that the proportion of patients of the younger age groups continued to decline in 1955, a trend that has been noted since figures were first compiled in 1951. Thus the percentage of patients under 40 years of age declined from 66.9% in 1951 (this would have been higher if polio was included) to 64.9% in 1955, and their total days went down from 53.1% (this is also lower because polio is not included) to 51.2% during the same period. On the other hand, the percentage of patients over 65 increased from 11.7% to 14.1% and their total days increased from 21.1% to 25.1%. Meanwhile, the age group in between remained unchanged in their proportion of patients and days. This trend indicates that the rate of utilization of hospital facilities by the older age groups is rising while the rate for the other groups remains unchanged or is even declining. The aging of our population is also a factor that influences this situation.

Finally, looking at the length of stay in hospital by age group (see Table 7), it is noted that the length of stay of children under 10 tended to be lower in 1955 than during the previous two years. This could be due largely to the decline in the incidence of polio that has been experienced. The average stay of 10-19 year olds was the highest for the five year period considered. All other age groups remained unchanged or even lower, except for the 75 and over age group which was considerably above previous years at an average stay of 17.8 days. The increase in the stay of 10-19 year olds is probably due to the rising accident rate experienced by this group in recent years.

---

\* Since 1.1% of the old age pension patients were dependents under 50 years of age, all of whom were short stay cases, the percentage of short stay cases would be smaller still and the percentages of longer stay cases among pensioners correspondingly greater if only the old age pensioners themselves were included.

TABLE 7: TOTAL DAYS OF PATIENTS DISCHARGED OR DECEASED AND THEIR AVERAGE LENGTH OF STAY BY AGE GROUPS

| AGE GROUP         | 1955                            |                        | 1954                            |                        | 1953                            |                        | 1952*                           |                        | 1951*                           |                        |
|-------------------|---------------------------------|------------------------|---------------------------------|------------------------|---------------------------------|------------------------|---------------------------------|------------------------|---------------------------------|------------------------|
|                   | Patients Discharged or Deceased | Average Length of Stay | Patients Discharged or Deceased | Average Length of Stay | Patients Discharged or Deceased | Average Length of Stay | Patients Discharged or Deceased | Average Length of Stay | Patients Discharged or Deceased | Average Length of Stay |
| 0 - 4 .....       | 21,885                          | 7.5                    | 20,938                          | 7.4                    | 19,963                          | 7.1                    | 18,148                          | 6.2                    | 17,118                          | 6.2                    |
| 5 - 9 .....       | 14,019                          | 5.9                    | 13,682                          | 6.0                    | 13,996                          | 6.1                    | 12,598                          | 5.5                    | 11,887                          | 5.4                    |
| 10 - 19 .....     | 20,623                          | 7.8                    | 20,680                          | 6.9                    | 20,246                          | 7.2                    | 19,700                          | 6.5                    | 17,805                          | 6.7                    |
| 20 - 29 .....     | 46,089                          | 6.9                    | 45,539                          | 7.0                    | 44,210                          | 7.0                    | 41,141                          | 6.8                    | 38,355                          | 7.0                    |
| 30 - 39 .....     | 32,372                          | 7.4                    | 31,041                          | 7.5                    | 29,881                          | 7.4                    | 27,902                          | 7.4                    | 25,251                          | 7.7                    |
| 40 - 44 .....     | 10,766                          | 8.3                    | 10,247                          | 8.1                    | 9,487                           | 8.3                    | 9,113                           | 8.5                    | 8,335                           | 8.5                    |
| 45 - 49 .....     | 9,250                           | 9.1                    | 8,844                           | 9.1                    | 8,546                           | 8.9                    | 8,003                           | 9.0                    | 7,345                           | 9.7                    |
| 50 - 54 .....     | 8,553                           | 10.0                   | 8,419                           | 10.1                   | 8,032                           | 9.7                    | 7,561                           | 10.0                   | 6,825                           | 10.7                   |
| 55 - 59 .....     | 7,674                           | 11.0                   | 6,854                           | 11.3                   | 6,774                           | 11.1                   | 6,511                           | 10.9                   | 6,106                           | 11.0                   |
| 60 - 64 .....     | 7,354                           | 11.9                   | 7,309                           | 12.5                   | 7,297                           | 12.5                   | 6,908                           | 12.8                   | 6,481                           | 12.9                   |
| 65 - 69 .....     | 9,114                           | 13.3                   | 8,475                           | 13.5                   | 7,841                           | 13.5                   | 7,124                           | 13.4                   | 6,154                           | 13.7                   |
| 70 - 74 .....     | 8,364                           | 15.1                   | 8,034                           | 15.1                   | 7,411                           | 15.3                   | 6,772                           | 14.7                   | 5,925                           | 15.3                   |
| 75 and Over ..... | 11,859                          | 17.8                   | 10,426                          | 16.5                   | 9,318                           | 16.8                   | 8,214                           | 16.4                   | 7,299                           | 17.1                   |
| Not Stated .....  | 233                             | 7.5                    | 111                             | 9.5                    | 154                             | 7.6                    | 64                              | 5.6                    | 80                              | 7.9                    |
| TOTAL .....       | 208,155                         | 8.8                    | 200,599                         | 8.8                    | 193,156                         | 8.7                    | 179,759                         | 8.4                    | 164,966                         | 8.6                    |

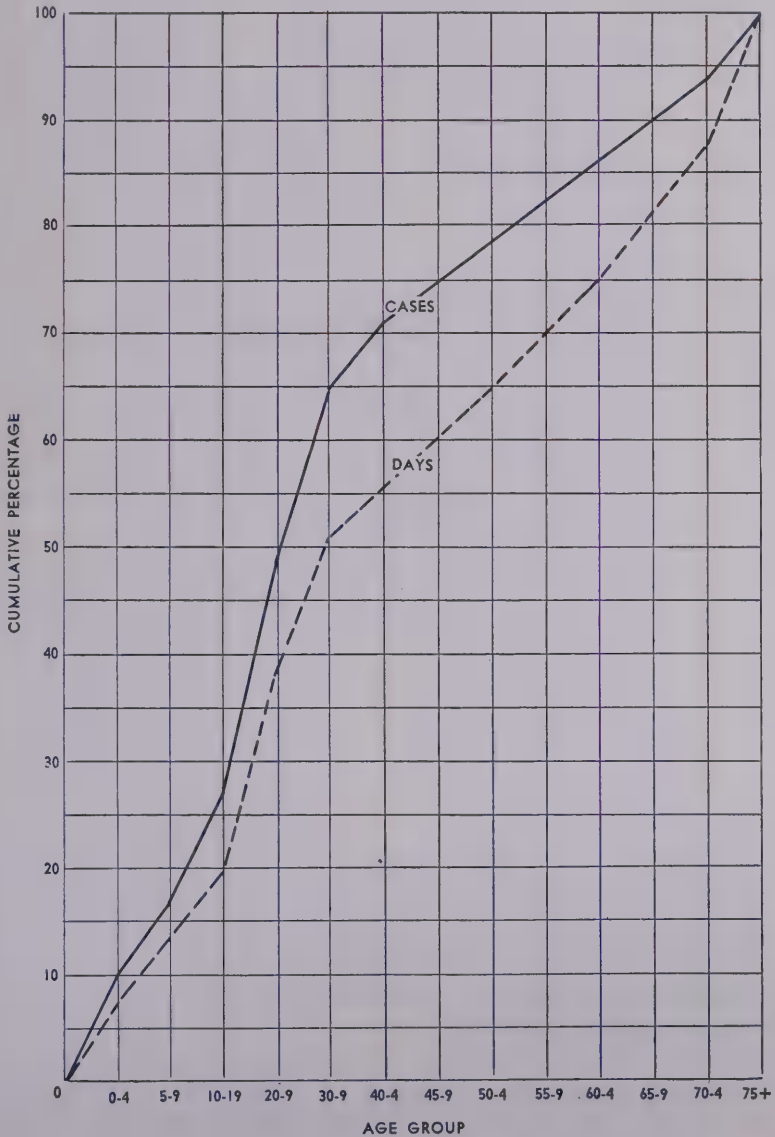
\* Does not include Polio.



DIAGRAM NO. 8

### DISTRIBUTION OF PATIENTS BY AGE

(EXCLUDING NEWBORN AND DVA DIVISION OF UNIVERSITY HOSPITAL)



The total staff in approved hospitals increased from 8,460 in 1954 to 8,968 in 1955. This increase was considerably smaller however, than it was during the previous two years when an increase of 916 in hospital staff was experienced in 1954 and an increase of 1,101 was experienced in 1953, the top year in hospital staff increases. The total staff in provincial approved hospitals has more than doubled since 1945 when a total staff of 4,107 was reported. The following is a breakdown of hospital staff in 1955 with 1954 included for comparative purposes:

|                                | STAFF—Full Time and Part Time |       |
|--------------------------------|-------------------------------|-------|
|                                | 1955                          | 1954  |
| Total Staff .....              | 8,968                         | 8,460 |
| Nurses, Graduate .....         | 1,895                         | 1,784 |
| Student .....                  | 1,437                         | 1,386 |
| Nurses' Aides, Certified ..... | 653                           | 561   |
| Trainee .....                  | 13                            | 21    |
| Orderlies .....                | 191                           | 176   |
| Internes .....                 | 127                           | 115   |
| Salaried Doctors .....         | 44                            | 51    |
| Technicians .....              | 287                           | 269   |
| Dietitians .....               | 47*                           | 61*   |
| All others .....               | 4,274                         | 4,036 |

\* The decrease in the number of Dietitians in 1955 is due to a stricter definition of the term to include only those with the proper formal training.

Total operating expenditures for all approved hospitals in the province during 1955 stood at \$26,070,752.00 if depreciation and capital interest are included. Without these items the figure is \$24,005,469.00\*. The total operating revenue meanwhile was \$25,023,818.00. Both items have increased considerably over the previous year, with expenditures tending to increase more than income (see following Table). A good part of this increased outlay is due to the increase in the number of patient days during the year as discussed earlier in this report. Part of the slower rise in income for 1955 is explained by the new grants not coming into effect until April 1st. The rest of the explanation lies in the rise of costs per patient day, particularly of salaries and wages. These have increased from 48.7% of total hospital operating expenditures in 1950 to 57.5% in 1955, or 62.4% if depreciation and capital interest are excluded. This percentage varies between hospitals from 40.7% in the Turner Valley Municipal to 73.4% in the Calgary General. This rise in salaries and wages is a reflection of a general trend towards higher rates of pay and shorter hours as well as of demands for more extensive hospital services which require additional and more specialized personnel. These demands reflect themselves in higher costs elsewhere in the hospitals, which along with increases in the general price index make for rapidly rising hospitalization costs.

In order to institute standard hospital accounting in all approved hospitals a Hospital Consultant was appointed on a part-time basis. The Hospital Consultant, with assistance of members of this Division, prepared the Alberta Hospital Accounting Manual and conducted schools in the latter part of 1954 on standard accounting procedures and uniform reporting of financial and statistical information. The hospitals began recording on this basis effective January 1st, 1955, and each hos-

\* Capital depreciation, debenture principal and interest are not included in provincial calculations of hospital operating costs for assessing the overall financial position of hospitals, hence this latter figure is used in comparisons with operating revenue.

pital was asked to forward monthly a statistical return and an income and expenditure statement. In the latter part of 1955, two accounting sessions were held to further assist hospitals with accounting or reporting problems. Much progress has been made, the co-operation of the individual hospitals has been very good and a closer liaison exists between the hospitals and the Department. A good deal of practical advice to hospitals was given and the groundwork laid for further developments in this field.

## FINANCIAL OPERATIONS OF APPROVED HOSPITALS\*

|   | 1955     | 1954     | 1953     | 1952     | 1951     | 1950     |
|---|----------|----------|----------|----------|----------|----------|
| Total Revenue for operating purposes (in \$1,000's) .....                           | \$25,024 | \$24,029 | \$21,472 | \$17,340 | \$14,677 | \$13,395 |
| Total Expenditures (in \$1,000's) Including Depreciation and Capital Interest ..... | 26,071   | 24,016   | 20,947   | 17,188   | 15,061   | 13,267   |
| Excluding Depreciation and Capital Interest .....                                   | 24,005   |          |          |          |          |          |
| Total Cost of Salaries and Wages .....  | 14,986   | 13,779   | 11,432   | 9,032    | 7,486    | 6,463    |
| Revenue per patient day .....   | 13.27    | 12.57    | 11.84    | 10.29    | 9.04     | 8.63     |
| Expenditure per patient day Including Depreciation and Capital Interest .....       | 13.83    | 12.56    | 11.55    | 10.20    | 9.27     | 8.71     |
| Excluding Depreciation and Capital Interest .....                                   | 12.73    |          |          |          |          |          |

\* 1955 represents the first year that standardized accounting procedures were effective through most of the approved hospitals in the province, hence, while comparisons may be made with previous years, they can only be approximate since the figures shown under previous years would likely be somewhat different if these new procedures existed previously.

The following Tables are submitted giving the detailed statistics for 1955 of each approved hospital (general active treatment) in the province:

TABLE 8: HOSPITAL BEDS AND MOVEMENT OF PATIENTS — 1955

| HOSPITAL                            | Bed Capacity |           | Bed Complement |                     |        | Patients Under Care During Year |       |       |        |        |        | Admissions |                     | Discharges          |         | Deaths              |         | Stillbirths |
|-------------------------------------|--------------|-----------|----------------|---------------------|--------|---------------------------------|-------|-------|--------|--------|--------|------------|---------------------|---------------------|---------|---------------------|---------|-------------|
|                                     | Beds         | Bassinets | Total          | Children and Adults |        | Newborn                         | Total |       |        |        |        | Total      | Children and Adults |                     | Newborn | Children and Adults | Newborn |             |
|                                     |              |           |                | M                   | F      |                                 | M     | F     | M      | F      | M      |            | F                   | Children and Adults |         |                     |         |             |
| Alhambra, Municipal                 | 42           | 13        | 55             | 1,001               | 1,495  | 105                             | 103   | 1,106 | 1,308  | 2,414  | 2,614  | 204        | 2,818               | 208                 | 2,610   | 18                  | 2       | 3           |
| Alhambra, Springs                   | 42           | 14        | 56             | 485                 | 987    | 142                             | 42    | 527   | 875    | 83     | 83     | 83         | 179                 | 18                  | 18      | 1                   | 3       | 3           |
| Alhambra, St. Joseph's              | 61           | 14        | 75             | 754                 | 894    | 103                             | 101   | 817   | 995    | 1,816  | 1,587  | 206        | 1,534               | 199                 | 1,335   | 22                  | 2       | 2           |
| Bassano, Municipal                  | 26           | 6         | 32             | 353                 | 411    | 36                              | 31    | 389   | 447    | 831    | 750    | 66         | 748                 | 65                  | 685     | 7                   | 1       | 2           |
| Beaverlodge, Municipal              | 9            | 8         | 17             | 197                 | 389    | 73                              | 68    | 270   | 452    | 727    | 575    | 138        | 570                 | 138                 | 430     | 10                  | 2       | 2           |
| Bertley, Municipal                  | 16           | 7         | 23             | 24                  | 207    | 267                             | 28    | 285   | 289    | 524    | 472    | 50         | 466                 | 50                  | 416     | 4                   | 1       | 1           |
| Blairwood, Municipal                | 21           | 5         | 26             | 244                 | 319    | 69                              | 37    | 313   | 356    | 669    | 555    | 105        | 541                 | 102                 | 439     | 7                   | 1       | 1           |
| Bonnyville, Crow's Nest, Pass, Mun. | 72           | 6         | 78             | 71                  | 548    | 703                             | 87    | 85    | 635    | 788    | 718    | 170        | 1,194               | 168                 | 42      | 4                   | 1       | 1           |
| Bonnyville, Katherine H. Prittie    | 8            | 5         | 13             | 157                 | 197    | 29                              | 21    | 186   | 218    | 403    | 350    | 50         | 346                 | 45                  | 4       | 4                   | 4       | 4           |
| Bonnyville, St. Louis               | 52           | 12        | 64             | 563                 | 827    | 89                              | 90    | 652   | 917    | 1,569  | 1,366  | 178        | 1,342               | 240                 | 29      | 3                   | 2       | 4           |
| Brooks, Municipal                   | 64           | 13        | 77             | 813                 | 1,135  | 109                             | 139   | 922   | 1,274  | 2,196  | 1,927  | 245        | 1,890               | 240                 | 29      | 3                   | 2       | 4           |
| Brooks, General                     | 672          | 110       | 782            | 7,278               | 12,405 | 1,985                           | 1,852 | 9,273 | 14,257 | 23,530 | 19,255 | 3,789      | 18,684              | 3,722               | 563     | 54                  | 45      | 45          |
| Calgary, General Psychiatric        | 328          | 54        | 382            | 190                 | 307    | 190                             | 307   | 190   | 307    | 497    | 485    | 473        | 473                 | 6                   | 6       | 6                   | 6       | 6           |
| Calgary, Holy Cross                 | 156          | 156       | 312            | 4,220               | 8,113  | 1,338                           | 1,266 | 5,758 | 9,379  | 15,137 | 12,280 | 2,559      | 12,024              | 2,510               | 279     | 43                  | 25      | 25          |
| Calgary, Alberta Red Cross          | 15           | 18        | 33             | 156                 | 154    | 127                             | 154   | 127   | 281    | 208    | 208    | 432        | 368                 | 426                 | 5       | 1                   | 1       | 1           |
| Calgary, Salvation Army Grace       | 15           | 33        | 48             | 1,366               | 2,140  | 221                             | 217   | 1,222 | 1,893  | 3,453  | 3,921  | 432        | 3,600               | 463                 | 79      | 5                   | 3       | 3           |
| Canrose, St. Mary's                 | 22           | 120       | 142            | 1,884               | 2,101  | 224                             | 214   | 1,060 | 2,533  | 3,853  | 3,391  | 40         | 3,200               | 463                 | 17      | 3                   | 3       | 3           |
| Canrose, Mannette                   | 21           | 4         | 25             | 384                 | 485    | 104                             | 99    | 485   | 812    | 1,297  | 1,080  | 202        | 1,052               | 198                 | 14      | 3                   | 3       | 3           |
| Canrose, Little Bow, Mun.           | 14           | 6         | 20             | 109                 | 157    | 6                               | 8     | 115   | 165    | 280    | 263    | 14         | 251                 | 14                  | 9       | 3                   | 3       | 3           |
| Castor, Our Lady of the Rosary      | 25           | 3         | 28             | 36                  | 493    | 759                             | 64    | 52    | 557    | 811    | 1,368  | 1,242      | 116                 | 1,234               | 113     | 5                   | 3       | 3           |
| Ceres, Municipal                    | 29           | 3         | 32             | 17                  | 153    | 161                             | 24    | 22    | 177    | 184    | 361    | 311        | 47                  | 300                 | 43      | 5                   | 1       | 1           |
| Claresholm, Municipal               | 42           | 6         | 48             | 54                  | 500    | 895                             | 105   | 96    | 605    | 931    | 1,536  | 117        | 1,281               | 117                 | 32      | 2                   | 2       | 2           |
| Claresholm, Community               | 13           | 5         | 18             | 22                  | 286    | 518                             | 56    | 63    | 342    | 581    | 923    | 789        | 115                 | 783                 | 118     | 9                   | 1       | 1           |
| Cold Lake, John Neil                | 15           | 3         | 18             | 24                  | 26     | 268                             | 28    | 33    | 295    | 363    | 764    | 627        | 117                 | 629                 | 120     | 3                   | 1       | 1           |
| Consort, Municipal                  | 22           | 8         | 30             | 201                 | 324    | 34                              | 39    | 235   | 363    | 598    | 508    | 72         | 507                 | 71                  | 11      | 1                   | 1       | 1           |
| Coronation, Municipal               | 18           | 3         | 21             | 21                  | 26     | 268                             | 28    | 31    | 313    | 319    | 632    | 551        | 74                  | 540                 | 69      | 4                   | 1       | 1           |
| Daysland, Providence                | 16           | 16        | 32             | 30                  | 350    | 495                             | 31    | 37    | 381    | 532    | 681    | 827        | 68                  | 812                 | 66      | 9                   | 1       | 1           |
| DeSmara's, St. Martin's             | 14           | 2         | 16             | 18                  | 143    | 235                             | 15    | 18    | 158    | 248    | 406    | 371        | 27                  | 363                 | 28      | 4                   | 1       | 1           |
| Didsbury, Municipal                 | 25           | 7         | 32             | 32                  | 337    | 495                             | 13    | 16    | 410    | 563    | 973    | 817        | 141                 | 797                 | 138     | 17                  | 1       | 3           |
| Drumheller, Municipal               | 94           | 20        | 114            | 903                 | 1,221  | 178                             | 166   | 1,081 | 1,587  | 2,468  | 2,084  | 336        | 2,032               | 334                 | 31      | 4                   | 1       | 1           |
| Edmonton, Euclid Home               | 3            | 5         | 8              | 39                  | 371    | 560                             | 44    | 48    | 374    | 418    | 774    | 392        | 869                 | 893                 | 51      | 12                  | 1       | 1           |
| Edmonton, General                   | 2            | 2         | 4              | 62                  | 62     | 62                              | 62    | 62    | 62     | 62     | 62     | 62         | 62                  | 62                  | 62      | 62                  | 62      | 62          |
| Edmonton, General                   | 69           | 440       | 509            | 5,226               | 7,524  | 996                             | 922   | 6,232 | 8,496  | 14,728 | 12,578 | 1,899      | 12,346              | 1,861               | 196     | 29                  | 22      | 22          |
| Edmonton, Misericordia              | 360          | 80        | 440            | 4,171               | 7,682  | 1,055                           | 1,052 | 5,226 | 8,734  | 13,860 | 11,615 | 2,064      | 11,439              | 2,035               | 164     | 34                  | 37      | 37          |
| Edmonton, Royal Alexandra           | 576          | 136       | 712            | 7,210               | 12,001 | 2,560                           | 2,308 | 9,740 | 14,309 | 24,079 | 18,812 | 4,781      | 18,359              | 4,719               | 425     | 59                  | 68      | 68          |
| (a) Isolation                       | 879          | 40        | 919            | 6,196               | 7,526  | 831                             | 759   | 7,027 | 8,285  | 15,312 | 13,379 | 1,573      | 13,002              | 1,526               | 365     | 20                  | 16      | 16          |
| (a) D.V.A.                          | .....        | .....     | .....          | 91                  | 76     | .....                           | ..... | 91    | 76     | 167    | 148    | .....      | 116                 | .....               | 57      | .....               | .....   | .....       |
| (b) Polio                           | .....        | .....     | .....          | .....               | .....  | .....                           | ..... | ..... | .....  | .....  | .....  | .....      | .....               | .....               | .....   | .....               | .....   | .....       |
| (c) Psychiatric                     | .....        | .....     | .....          | .....               | .....  | .....                           | ..... | ..... | .....  | .....  | .....  | .....      | .....               | .....               | .....   | .....               | .....   | .....       |
| Edson, St. John's                   | 37           | 5         | 42             | 633                 | 742    | 117                             | 106   | 750   | 848    | 1,598  | 1,354  | 220        | 1,336               | 217                 | 18      | 3                   | 5       | 5           |
| Elk Point, Municipal                | 51           | 9         | 60             | 75                  | 958    | 1,365                           | 95    | 86    | 1,053  | 1,451  | 2,304  | 2,276      | 179                 | 2,270               | 177     | 21                  | 3       | 1           |
| Elmore, Municipal                   | 16           | 6         | 22             | 113                 | 170    | 26                              | 21    | 139   | 191    | 330    | 276    | 46         | 268                 | 46                  | 7       | 1                   | 1       | 1           |
| Empress, Municipal                  | 23           | 4         | 27             | 23                  | 143    | 213                             | 24    | 31    | 167    | 244    | 411    | 346        | 54                  | 346                 | 54      | 1                   | 2       | 2           |
| Fairview, Municipal                 | 32           | 10        | 42             | 56                  | 566    | 817                             | 77    | 87    | 643    | 904    | 1,547  | 1,350      | 158                 | 1,341               | 158     | 16                  | 4       | 4           |
| Fort MacLeod, Municipal             | 52           | 4         | 56             | 43                  | 495    | 538                             | 405   | 443   | 641    | 87     | 624    | 85         | 80                  | 882                 | 50      | 5                   | 1       | 1           |
| Fort Vermillion, St. Gabriel's      | 24           | 6         | 30             | 22                  | 233    | 333                             | 37    | 394   | 440    | 746    | 639    | 106        | 539                 | 49                  | 2       | 4                   | 4       | 4           |
| Fort Vermillion, St. Theresa        | 32           | 7         | 39             | 42                  | 410    | 43                              | 28    | 446   | 555    | 1,001  | 735    | 58         | 926                 | 59                  | 2       | 4                   | 4       | 4           |
| Galahad, St. Joseph's               | 40           | 8         | 48             | 51                  | 415    | 527                             | 33    | 38    | 307    | 386    | 693    | 610        | 71                  | 611                 | 72      | 4                   | 1       | 1           |
| Glenora, Municipal                  | 8            | 7         | 15             | 23                  | 265    | 356                             | 42    | 23    | 265    | 356    | 42     | 23         | 265                 | 356                 | 42      | 2                   | 1       | 1           |
| Grande Prairie, Municipal           | 69           | 16        | 85             | 1,119               | 1,717  | 242                             | 233   | 1,658 | 1,950  | 3,608  | 3,088  | 471        | 3,030               | 459                 | 42      | 5                   | 5       | 5           |
| (a) Hythe, Sub-Hospital             | 10           | 4         | 14             | 14                  | 160    | 26                              | 23    | 145   | 183    | 328    | 272    | 48         | 270                 | 49                  | 2       | 1                   | 1       | 1           |

ANNUAL REPORT, 1955

HOSPITAL

| Hospital                      | Beds | Patients | Total | Beds | Patients | Total | Adults and Children | M   | F     | Newborn | Total | Adults and Children | Newborn | Adults and Children | Newborn | Adults and Children | Newborn | Adults and Children | Newborn | Adults and Children | Newborn | Adults and Children | Newborn | Adults and Children | Newborn   | Adults and Children | Newborn |         |        |       |       |       |       |       |   |    |    |   |    |     |     |    |    |    |     |     |     |     |     |    |    |    |    |
|-------------------------------|------|----------|-------|------|----------|-------|---------------------|-----|-------|---------|-------|---------------------|---------|---------------------|---------|---------------------|---------|---------------------|---------|---------------------|---------|---------------------|---------|---------------------|-----------|---------------------|---------|---------|--------|-------|-------|-------|-------|-------|---|----|----|---|----|-----|-----|----|----|----|-----|-----|-----|-----|-----|----|----|----|----|
| Hanna, Municipal              | 43   | 9        | 52    | 771  | 89       | 96    | 617                 | 867 | 1,854 | 1,267   | 584   | 2,701               | 181     | 2,420               | 801     | 151                 | 3,889   | 462                 | 462     | 3,889               | 33,002  | 2,098,670           | 247,843 | 143,889             | 1,023,377 | 16,235              | 17,443  | 127,654 | 84,932 | 8,513 | 1,371 | 7,142 | 8,180 | 1,314 | 3 | 16 | 25 | 4 | 28 | 345 | 565 | 37 | 30 | 30 | 382 | 595 | 901 | 877 | 901 | 67 | 66 | 66 | 66 |
| Hardisty, St. Anne's          | 20   | 6        | 28    | 771  | 89       | 96    | 617                 | 867 | 1,854 | 1,267   | 584   | 2,701               | 181     | 2,420               | 801     | 151                 | 3,889   | 462                 | 462     | 3,889               | 33,002  | 2,098,670           | 247,843 | 143,889             | 1,023,377 | 16,235              | 17,443  | 127,654 | 84,932 | 8,513 | 1,371 | 7,142 | 8,180 | 1,314 | 3 | 16 | 25 | 4 | 28 | 345 | 565 | 37 | 30 | 30 | 382 | 595 | 901 | 877 | 901 | 67 | 66 | 66 | 66 |
| High Prairie, Providence      | 41   | 12       | 53    | 771  | 89       | 96    | 617                 | 867 | 1,854 | 1,267   | 584   | 2,701               | 181     | 2,420               | 801     | 151                 | 3,889   | 462                 | 462     | 3,889               | 33,002  | 2,098,670           | 247,843 | 143,889             | 1,023,377 | 16,235              | 17,443  | 127,654 | 84,932 | 8,513 | 1,371 | 7,142 | 8,180 | 1,314 | 3 | 16 | 25 | 4 | 28 | 345 | 565 | 37 | 30 | 30 | 382 | 595 | 901 | 877 | 901 | 67 | 66 | 66 | 66 |
| High River, Municipal         | 44   | 11       | 55    | 771  | 89       | 96    | 617                 | 867 | 1,854 | 1,267   | 584   | 2,701               | 181     | 2,420               | 801     | 151                 | 3,889   | 462                 | 462     | 3,889               | 33,002  | 2,098,670           | 247,843 | 143,889             | 1,023,377 | 16,235              | 17,443  | 127,654 | 84,932 | 8,513 | 1,371 | 7,142 | 8,180 | 1,314 | 3 | 16 | 25 | 4 | 28 | 345 | 565 | 37 | 30 | 30 | 382 | 595 | 901 | 877 | 901 | 67 | 66 | 66 | 66 |
| Innisfail, Municipal          | 28   | 8        | 36    | 771  | 89       | 96    | 617                 | 867 | 1,854 | 1,267   | 584   | 2,701               | 181     | 2,420               | 801     | 151                 | 3,889   | 462                 | 462     | 3,889               | 33,002  | 2,098,670           | 247,843 | 143,889             | 1,023,377 | 16,235              | 17,443  | 127,654 | 84,932 | 8,513 | 1,371 | 7,142 | 8,180 | 1,314 | 3 | 16 | 25 | 4 | 28 | 345 | 565 | 37 | 30 | 30 | 382 | 595 | 901 | 877 | 901 | 67 | 66 | 66 | 66 |
| Islay, Municipal              | 13   | 4        | 17    | 771  | 89       | 96    | 617                 | 867 | 1,854 | 1,267   | 584   | 2,701               | 181     | 2,420               | 801     | 151                 | 3,889   | 462                 | 462     | 3,889               | 33,002  | 2,098,670           | 247,843 | 143,889             | 1,023,377 | 16,235              | 17,443  | 127,654 | 84,932 | 8,513 | 1,371 | 7,142 | 8,180 | 1,314 | 3 | 16 | 25 | 4 | 28 | 345 | 565 | 37 | 30 | 30 | 382 | 595 | 901 | 877 | 901 | 67 | 66 | 66 | 66 |
| Jasper, Seton                 | 26   | 8        | 34    | 771  | 89       | 96    | 617                 | 867 | 1,854 | 1,267   | 584   | 2,701               | 181     | 2,420               | 801     | 151                 | 3,889   | 462                 | 462     | 3,889               | 33,002  | 2,098,670           | 247,843 | 143,889             | 1,023,377 | 16,235              | 17,443  | 127,654 | 84,932 | 8,513 | 1,371 | 7,142 | 8,180 | 1,314 | 3 | 16 | 25 | 4 | 28 | 345 | 565 | 37 | 30 | 30 | 382 | 595 | 901 | 877 | 901 | 67 | 66 | 66 | 66 |
| Killam, General               | 34   | 8        | 42    | 771  | 89       | 96    | 617                 | 867 | 1,854 | 1,267   | 584   | 2,701               | 181     | 2,420               | 801     | 151                 | 3,889   | 462                 | 462     | 3,889               | 33,002  | 2,098,670           | 247,843 | 143,889             | 1,023,377 | 16,235              | 17,443  | 127,654 | 84,932 | 8,513 | 1,371 | 7,142 | 8,180 | 1,314 | 3 | 16 | 25 | 4 | 28 | 345 | 565 | 37 | 30 | 30 | 382 | 595 | 901 | 877 | 901 | 67 | 66 | 66 | 66 |
| Lacombe, Municipal            | 27   | 6        | 33    | 771  | 89       | 96    | 617                 | 867 | 1,854 | 1,267   | 584   | 2,701               | 181     | 2,420               | 801     | 151                 | 3,889   | 462                 | 462     | 3,889               | 33,002  | 2,098,670           | 247,843 | 143,889             | 1,023,377 | 16,235              | 17,443  | 127,654 | 84,932 | 8,513 | 1,371 | 7,142 | 8,180 | 1,314 | 3 | 16 | 25 | 4 | 28 | 345 | 565 | 37 | 30 | 30 | 382 | 595 | 901 | 877 | 901 | 67 | 66 | 66 | 66 |
| Lac La Biche, St. Catherine's | 50   | 16       | 66    | 771  | 89       | 96    | 617                 | 867 | 1,854 | 1,267   | 584   | 2,701               | 181     | 2,420               | 801     | 151                 | 3,889   | 462                 | 462     | 3,889               | 33,002  | 2,098,670           | 247,843 | 143,889             | 1,023,377 | 16,235              | 17,443  | 127,654 | 84,932 | 8,513 | 1,371 | 7,142 | 8,180 | 1,314 | 3 | 16 | 25 | 4 | 28 | 345 | 565 | 37 | 30 | 30 | 382 | 595 | 901 | 877 | 901 | 67 | 66 | 66 | 66 |
| Lac La Ronge, St. Therese     | 57   | 14       | 71    | 771  | 89       | 96    | 617                 | 867 | 1,854 | 1,267   | 584   | 2,701               | 181     | 2,420               | 801     | 151                 | 3,889   | 462                 | 462     | 3,889               | 33,002  | 2,098,670           | 247,843 | 143,889             | 1,023,377 | 16,235              | 17,443  | 127,654 | 84,932 | 8,513 | 1,371 | 7,142 | 8,180 | 1,314 | 3 | 16 | 25 | 4 | 28 | 345 | 565 | 37 | 30 | 30 | 382 | 595 | 901 | 877 | 901 | 67 | 66 | 66 | 66 |
| Lamont, Archer Memorial       | 95   | 12       | 107   | 771  | 89       | 96    | 617                 | 867 | 1,854 | 1,267   | 584   | 2,701               | 181     | 2,420               | 801     | 151                 | 3,889   | 462                 | 462     | 3,889               | 33,002  | 2,098,670           | 247,843 | 143,889             | 1,023,377 | 16,235              | 17,443  | 127,654 | 84,932 | 8,513 | 1,371 | 7,142 | 8,180 | 1,314 | 3 | 16 | 25 | 4 | 28 | 345 | 565 | 37 | 30 | 30 | 382 | 595 | 901 | 877 | 901 | 67 | 66 | 66 | 66 |
| Lethbridge, Municipal         | 132  | 58       | 190   | 771  | 89       | 96    | 617                 | 867 | 1,854 | 1,267   | 584   | 2,701               | 181     | 2,420               | 801     | 151                 | 3,889   | 462                 | 462     | 3,889               | 33,002  | 2,098,670           | 247,843 | 143,889             | 1,023,377 | 16,235              | 17,443  | 127,654 | 84,932 | 8,513 | 1,371 | 7,142 | 8,180 | 1,314 | 3 | 16 | 25 | 4 | 28 | 345 | 565 | 37 | 30 | 30 | 382 | 595 | 901 | 877 | 901 | 67 | 66 | 66 | 66 |
| Lethbridge St. Joseph's       | 34   | 13       | 47    | 771  | 89       | 96    | 617                 | 867 | 1,854 | 1,267   | 584   | 2,701               | 181     | 2,420               | 801     | 151                 | 3,889   | 462                 | 462     | 3,889               | 33,002  | 2,098,670           | 247,843 | 143,889             | 1,023,377 | 16,235              | 17,443  | 127,654 | 84,932 | 8,513 | 1,371 | 7,142 | 8,180 | 1,314 | 3 | 16 | 25 | 4 | 28 | 345 | 565 | 37 | 30 | 30 | 382 | 595 | 901 | 877 | 901 | 67 | 66 | 66 | 66 |
| Lloydminster, Lloydminster    | N.A. | N.A.     | N.A.  | 771  | 89       | 96    | 617                 | 867 | 1,854 | 1,267   | 584   | 2,701               | 181     | 2,420               | 801     | 151                 | 3,889   | 462                 | 462     | 3,889               | 33,002  | 2,098,670           | 247,843 | 143,889             | 1,023,377 | 16,235              | 17,443  | 127,654 | 84,932 | 8,513 | 1,371 | 7,142 | 8,180 | 1,314 | 3 | 16 | 25 | 4 | 28 | 345 | 565 | 37 | 30 | 30 | 382 | 595 | 901 | 877 | 901 | 67 | 66 | 66 | 66 |
| Lloydminster, Sacred Heart    | 53   | 14       | 67    | 771  | 89       | 96    | 617                 | 867 | 1,854 | 1,267   | 584   | 2,701               | 181     | 2,420               | 801     | 151                 | 3,889   | 462                 | 462     | 3,889               | 33,002  | 2,098,670           | 247,843 | 143,889             | 1,023,377 | 16,235              | 17,443  | 127,654 | 84,932 | 8,513 | 1,371 | 7,142 | 8,180 | 1,314 | 3 | 16 | 25 | 4 | 28 | 345 | 565 | 37 | 30 | 30 | 382 | 595 | 901 | 877 | 901 | 67 | 66 | 66 | 66 |
| Magrath, Municipal            | 22   | 8        | 30    | 771  | 89       | 96    | 617                 | 867 | 1,854 | 1,267   | 584   | 2,701               | 181     | 2,420               | 801     | 151                 | 3,889   | 462                 | 462     | 3,889               | 33,002  | 2,098,670           | 247,843 | 143,889             | 1,023,377 | 16,235              | 17,443  | 127,654 | 84,932 | 8,513 | 1,371 | 7,142 | 8,180 | 1,314 | 3 | 16 | 25 | 4 | 28 | 345 | 565 | 37 | 30 | 30 | 382 | 595 | 901 | 877 | 901 | 67 | 66 | 66 | 66 |
| Manning, Municipal            | 16   | 8        | 24    | 771  | 89       | 96    | 617                 | 867 | 1,854 | 1,267   | 584   | 2,701               | 181     | 2,420               | 801     | 151                 | 3,889   | 462                 | 462     | 3,889               | 33,002  | 2,098,670           | 247,843 | 143,889             | 1,023,377 | 16,235              | 17,443  | 127,654 | 84,932 | 8,513 | 1,371 | 7,142 | 8,180 | 1,314 | 3 | 16 | 25 | 4 | 28 | 345 | 565 | 37 | 30 | 30 | 382 | 595 | 901 | 877 | 901 | 67 | 66 | 66 | 66 |
| Manville, Municipal           | 15   | 4        | 19    | 771  | 89       | 96    | 617                 | 867 | 1,854 | 1,267   | 584   | 2,701               | 181     | 2,420               | 801     | 151                 | 3,889   | 462                 | 462     | 3,889               | 33,002  | 2,098,670           | 247,843 | 143,889             | 1,023,377 | 16,235              | 17,443  | 127,654 | 84,932 | 8,513 | 1,371 | 7,142 | 8,180 | 1,314 | 3 | 16 | 25 | 4 | 28 | 345 | 565 | 37 | 30 | 30 | 382 | 595 | 901 | 877 | 901 | 67 | 66 | 66 | 66 |
| Mayerthorpe, Municipal        | 20   | 8        | 28    | 771  | 89       | 96    | 617                 | 867 | 1,854 | 1,267   | 584   | 2,701               | 181     | 2,420               | 801     | 151                 | 3,889   | 462                 | 462     | 3,889               | 33,002  | 2,098,670           | 247,843 | 143,889             | 1,023,377 | 16,235              | 17,443  | 127,654 | 84,932 | 8,513 | 1,371 | 7,142 | 8,180 | 1,314 | 3 | 16 | 25 | 4 | 28 | 345 | 565 | 37 | 30 | 30 | 382 | 595 | 901 | 877 | 901 | 67 | 66 | 66 | 66 |
| Medicine Hat, General         | 118  | 10       | 128   | 771  | 89       | 96    | 617                 | 867 | 1,854 | 1,267   | 584   | 2,701               | 181     | 2,420               | 801     | 151                 | 3,889   | 462                 | 462     | 3,889               | 33,002  | 2,098,670           | 247,843 | 143,889             | 1,023,377 | 16,235              | 17,443  | 127,654 | 84,932 | 8,513 | 1,371 | 7,142 | 8,180 | 1,314 | 3 | 16 | 25 | 4 | 28 | 345 | 565 | 37 | 30 | 30 | 382 | 595 | 901 | 877 | 901 | 67 | 66 | 66 | 66 |
| Mundare, General              | 26   | 4        | 30    | 771  | 89       | 96    | 617                 | 867 | 1,854 | 1,267   | 584   | 2,701               | 181     | 2,420               | 801     | 151                 | 3,889   | 462                 | 462     | 3,889               | 33,002  | 2,098,670           | 247,843 | 143,889             | 1,023,377 | 16,235              | 17,443  | 127,654 | 84,932 | 8,513 | 1,371 | 7,142 | 8,180 | 1,314 | 3 | 16 | 25 | 4 | 28 | 345 | 565 | 37 | 30 | 30 | 382 | 595 | 901 | 877 | 901 | 67 | 66 | 66 | 66 |
| Myraman, Municipal            | 20   | 8        | 28    | 771  | 89       | 96    | 617                 | 867 | 1,854 | 1,267   | 584   | 2,701               | 181     | 2,420               | 801     | 151                 | 3,889   | 462                 | 462     | 3,889               | 33,002  | 2,098,670           | 247,843 | 143,889             | 1,023,377 | 16,235              | 17,443  | 127,654 | 84,932 | 8,513 | 1,371 | 7,142 | 8,180 | 1,314 | 3 | 16 | 25 | 4 | 28 | 345 | 565 | 37 | 30 | 30 | 382 | 595 | 901 | 877 | 901 | 67 | 66 | 66 | 66 |
| Olds, Municipal               | 31   | 9        | 40    | 771  | 89       | 96    | 617                 | 867 | 1,854 | 1,267   | 584   | 2,701               | 181     | 2,420               | 801     | 151                 | 3,889   | 462                 | 462     | 3,889               | 33,002  | 2,098,670           | 247,843 | 143,889             | 1,023,377 | 16,235              | 17,443  | 127,654 | 84,932 | 8,513 | 1,371 | 7,142 | 8,180 | 1,314 | 3 | 16 | 25 | 4 | 28 | 345 | 565 | 37 | 30 | 30 | 382 | 595 | 901 | 877 | 901 | 67 | 66 | 66 | 66 |
| Oyen, Municipal               | 17   | 5        | 22    | 771  | 89       | 96    | 617                 | 867 | 1,854 | 1,267   | 584   | 2,701               | 181     | 2,420               | 801     | 151                 | 3,889   | 462                 | 462     | 3,889               | 33,002  | 2,098,670           | 247,843 | 143,889             | 1,023,377 | 16,235              | 17,443  | 127,654 | 84,932 | 8,513 | 1,371 | 7,142 | 8,180 | 1,314 | 3 | 16 | 25 | 4 | 28 | 345 | 565 | 37 | 30 | 30 | 382 | 595 | 901 | 877 | 901 | 67 | 66 | 66 | 66 |
| Pearce River, Municipal       | 37   | 9        | 46    | 771  | 89       | 96    | 6                   |     |       |         |       |                     |         |                     |         |                     |         |                     |         |                     |         |                     |         |                     |           |                     |         |         |        |       |       |       |       |       |   |    |    |   |    |     |     |    |    |    |     |     |     |     |     |    |    |    |    |

TABLE 9: PATIENT DAYS AND OCCUPANCY — 1955  
PATIENT DAYS

| HOSPITAL                               | PATIENT DAYS DURING 1955 |         |         | PATIENT DAYS OF PATIENTS DISCHARGED OR DECEASED |         |         | AVERAGE STAY OF PATIENTS DISCHARGED OR DECEASED |         |       | OCCUPANCY |
|--|--------------------------|---------|---------|---|---------|---------|---|---------|-------|-----------|
|  | Adults and Children      | Newborn | Total   | Adults and Children                             | Newborn | Total   | Adults and Children                             | Newborn | Total |           |
|  |                          |         |         |   |         |         |   |         |       |           |
| Athabasca, Municipal                   | 10,435                   | 1,477   | 11,912  | 10,318  | 1,488   | 11,806  | 4.7   | 7.2     | 4.9   | 68.1      |
| Banff, Mineral Springs                 | 11,323                   | 513     | 12,836  | 11,836  | 12,836  | 13,109  | 14.1  | 6.2     | 13.4  | 73.9      |
| Barrhead, St. Joseph's                 | 11,219                   | 1,612   | 12,831  | 11,065  | 1,576   | 12,641  | 7.1   | 7.8     | 7.2   | 51.2      |
| Bassano, Municipal                     | 5,706                    | 521     | 6,227   | 5,773   | 6,305   | 6,305   | 7.6   | 8.1     | 7.7   | 60.1      |
| Beaverlodge, Municipal                 | 3,042                    | 707     | 3,749   | 3,088   | 712     | 3,800   | 5.3   | 5.1     | 5.3   | 92.6      |
| Bentley, Municipal                     | 2,577                    | 428     | 3,005   | 2,551   | 419     | 2,970   | 5.4   | 8.4     | 5.7   | 44.1      |
| Berwyn, Municipal                      | 4,157                    | 752     | 4,909   | 3,994   | 754     | 4,748   | 7.3   | 7.3     | 7.3   | 54.2      |
| Bialtmore, Crow's Nest Pass, Municipal | 11,376                   | 1,125   | 12,501  | 11,276  | 1,132   | 12,408  | 9.1   | 6.6     | 8.7   | 45.3      |
| Bonnyville, Katherine H. Prittle       | 2,779                    | 395     | 3,174   | 2,769   | 393     | 3,162   | 7.9   | 7.9     | 7.9   | 95.2      |
| Bonnyville, St. Louis                  | 12,088                   | 1,413   | 13,501  | 11,890  | 1,408   | 13,298  | 8.8   | 8.0     | 8.7   | 65.7      |
| Brooks, Municipal                      | 11,545                   | 1,825   | 13,370  | 11,597  | 1,843   | 13,440  | 6.0   | 7.6     | 6.2   | 49.4      |
| Calgary, General                       | 182,666                  | 26,697  | 209,363 | 181,303   | 28,842  | 210,145 | 9.4   | 7.6     | 9.1   | 76.8      |
| Calgary, General Psychiatric           | 5,756                    | .....   | 5,756   | 5,754   | .....   | 5,754   | 12.0  | .....   | 12.0  | 78.8      |
| Calgary, Holy Cross                    | 104,512                  | 18,713  | 123,225 | 104,635   | 18,670  | 123,305 | 8.5   | 7.3     | 8.3   | 87.3      |
| Calgary, Alberta Red Cross             | 30,949                   | .....   | 30,949  | 28,072  | .....   | 28,072  | 128.8   | .....   | 128.8 | 54.4      |
| Calgary, Salvation Army Grace          | 3,744                    | 3,830   | 7,574   | 3,728   | 3,842   | 7,570   | 8.0   | 8.9     | 8.4   | 65.4      |
| Canmore, St. Mary's                    | 23,843                   | 3,933   | 27,776  | 23,689  | 3,887   | 27,576  | 6.2   | 8.3     | 7.3   | 69.1      |
| Canmore, Canmore                       | 7,135                    | 343     | 7,478   | 6,983   | 3,965   | 3,968   | 6.5   | 6.9     | 6.6   | 83.5      |
| Cardston, Municipal                    | 7,135                    | 1,382   | 8,517   | 6,968   | 1,383   | 8,351   | 6.5   | 6.9     | 6.6   | 46.2      |
| Carmanagay, Little Bow Municipal       | 2,360                    | 105     | 2,465   | 2,353   | 104     | 2,457   | 9.1   | 7.4     | 9.0   | 54.4      |
| Castor, Our Lady of the Rosary         | 6,411                    | 918     | 7,329   | 6,463   | 918     | 7,381   | 5.2   | 7.9     | 5.4   | 70.3      |
| Cereal, Municipal                      | 2,818                    | 355     | 3,173   | 2,716   | 3,059   | 3,059   | 8.9   | 7.8     | 8.7   | 85.8      |
| Claresholm, Municipal                  | 10,207                   | 1,599   | 11,806  | 10,346  | 1,609   | 11,955  | 7.9   | 8.1     | 7.9   | 66.6      |
| Coaldale, Community                    | 5,476                    | 918     | 6,394   | 5,246   | 916     | 6,162   | 6.6   | 7.8     | 6.8   | 115.4     |
| Cold Lake, John Neil                   | 3,218                    | 716     | 3,934   | 3,278   | 733     | 4,011   | 5.2   | 6.1     | 5.3   | 58.8      |
| Consort, Municipal                     | 4,564                    | 629     | 5,193   | 4,069   | 632     | 4,701   | 7.9   | 8.8     | 8.0   | 56.8      |
| Coronation, Municipal                  | 5,039                    | 703     | 5,742   | 4,851   | 674     | 5,525   | 8.9   | 9.6     | 9.0   | 76.7      |
| Daysland, Providence                   | 6,491                    | 602     | 7,093   | 6,714   | 602     | 7,316   | 8.2   | 9.1     | 8.3   | 111.2     |
| Desmarais, St. Martin's                | 3,638                    | 193     | 3,831   | 3,023   | 199     | 3,222   | 8.2   | 7.1     | 8.2   | 71.2      |
| Didsbury, Municipal                    | 7,737                    | 1,189   | 8,926   | 7,818   | 1,184   | 9,002   | 9.6   | 8.5     | 9.4   | 84.8      |
| Drumheller, Municipal                  | 21,558                   | 2,448   | 24,006  | 21,631  | 2,477   | 24,108  | 10.5  | 7.3     | 10.0  | 62.8      |

TABLE 9—(Continued)  
PATIENT DAYS

|                                   |         |        |         |         |        |         |      |       |      |       |
|-----------------------------------|---------|--------|---------|---------|--------|---------|------|-------|------|-------|
| Eckville, Municipal               | 4,716   | 563    | 5,279   | 4,712   | 565    | 5,277   | 5.2  | 7.0   | 5.4  | 44.6  |
| Edmonton, Beulah Home             | 1,504   | 1,983  | 3,487   | 1,504   | 1,985  | 3,489   | 13.8 | 18.5  | 16.2 | 68.7  |
| Edmonton, General                 | 113,394 | 14,744 | 128,138 | 112,350 | 14,744 | 127,094 | 9.0  | 7.8   | 8.8  | 90.9  |
| Edmonton, General (a)             | 9,707   | 16,097 | 116,227 | 7,672   | 16,135 | 116,493 | 79.9 | 7.8   | 79.9 | 76.2  |
| Edmonton, Misericordia            | 100,130 | 16,097 | 116,227 | 100,358 | 16,135 | 116,493 | 8.6  | 7.8   | 8.5  | 76.2  |
| Edmonton, Royal Alexandra         | 176,234 | 37,039 | 213,273 | 171,673 | 37,059 | 208,732 | 9.1  | 7.8   | 8.8  | 85.7  |
| (a) Isolation                     | 3,997   | .....  | 3,997   | 4,075   | .....  | 4,075   | 8.1  | ..... | 8.1  | ..... |
| Edmonton, University              | 168,462 | 14,059 | 182,521 | 167,247 | 13,888 | 181,135 | 12.5 | 9.0   | 12.1 | 69.1  |
| (a) D. V. A.                      | 44,785  | .....  | 44,785  | 40,276  | .....  | 40,276  | 27.7 | ..... | 27.7 | ..... |
| (b) Polo                          | 17,087  | .....  | 17,087  | 11,455  | .....  | 11,455  | 98.8 | ..... | 98.8 | ..... |
| (c) Psychiatric                   | 3,769   | .....  | 3,769   | 3,910   | .....  | 3,910   | 12.3 | ..... | 12.3 | ..... |
| Edson, St. John's                 | 9,341   | 2,114  | 11,455  | 9,348   | 2,063  | 11,411  | 6.8  | 9.5   | 7.3  | 69.2  |
| Elk Point, Municipal              | 15,621  | 1,417  | 17,038  | 15,638  | 1,416  | 17,054  | 8.8  | 7.9   | 6.9  | 83.9  |
| Elnora, Municipal                 | 2,692   | 439    | 3,131   | 3,043   | 442    | 3,485   | 11.1 | 9.4   | 10.8 | 46.1  |
| Empress, Municipal                | 3,293   | 530    | 3,793   | 3,441   | 532    | 3,973   | 9.9  | 9.7   | 9.9  | 38.2  |
| Fairview, Municipal               | 9,257   | 1,284  | 10,538  | 9,232   | 1,300  | 10,532  | 6.8  | 8.0   | 6.9  | 79.2  |
| Ft. Macleod, Municipal            | 6,437   | 631    | 7,068   | 6,313   | 624    | 6,937   | 9.9  | 7.3   | 9.6  | 136.0 |
| Ft. Macleod, St. Gabriel's        | 2,555   | 396    | 2,951   | 2,497   | 393    | 2,890   | 6.5  | 7.9   | 6.6  | 33.3  |
| Ft. Vermilion, St. Theresa        | 12,704  | 763    | 13,467  | 16,641  | 758    | 17,399  | 25.4 | 9.6   | 23.7 | 108.8 |
| Galahad, St. Joseph's             | 6,222   | 566    | 6,788   | 6,291   | 570    | 6,861   | 6.8  | 9.7   | 7.0  | 42.6  |
| Glendon, Municipal                | 3,278   | 522    | 3,800   | 3,285   | 523    | 3,808   | 5.3  | 7.3   | 5.5  | 112.3 |
| Grande Prairie, Municipal         | 23,092  | 2,949  | 26,041  | 22,008  | 2,927  | 24,935  | 7.1  | 6.3   | 7.0  | 91.7  |
| (a) Hythe Sub-Hospital            | 1,873   | 308    | 2,181   | 1,913   | 310    | 2,223   | 7.0  | 6.3   | 6.9  | 51.2  |
| Hanna, Municipal                  | 12,595  | 1,667  | 14,262  | 12,368  | 1,676  | 14,044  | 9.8  | 9.2   | 9.7  | 81.2  |
| Hardisty, St. Anne's              | 7,167   | 739    | 7,906   | 6,983   | 747    | 7,730   | 10.1 | 11.3  | 11.2 | 98.2  |
| High Prairie, Providence          | 17,062  | 2,242  | 19,304  | 18,025  | 2,268  | 20,293  | 7.6  | 6.6   | 7.5  | 114.0 |
| High River, Municipal             | 13,800  | 1,784  | 15,584  | 13,657  | 1,777  | 15,434  | 7.7  | 7.1   | 7.6  | 85.9  |
| Innisfail, Municipal              | 3,391   | 1,152  | 4,543   | 3,009   | 1,187  | 4,196   | 8.4  | 7.1   | 8.2  | 81.9  |
| Islay, Municipal                  | 3,321   | 1,171  | 4,492   | 3,459   | 1,187  | 4,646   | 9.3  | 8.5   | 9.3  | 70.1  |
| Jasper, Seton                     | 4,538   | 1,001  | 5,539   | 4,447   | 959    | 5,406   | 7.3  | 9.8   | 7.6  | 47.8  |
| Killam, General                   | 7,166   | 1,289  | 8,455   | 6,989   | 1,283  | 8,282   | 6.9  | 10.2  | 7.3  | 72.7  |
| Lac La Biche, St. Catherine's     | 8,657   | 1,723  | 10,380  | 8,547   | 1,728  | 10,275  | 5.9  | 7.2   | 6.1  | 41.6  |
| Lacombe, Municipal                | 13,790  | 2,334  | 16,124  | 13,616  | 2,316  | 15,932  | 7.5  | 8.4   | 7.6  | 75.6  |
| Lamont, Archer Memorial           | 21,228  | 1,174  | 22,402  | 20,858  | 1,179  | 22,037  | 7.8  | 7.9   | 7.8  | 61.2  |
| Lethbridge, Galt                  | 13,818  | 1,487  | 15,305  | 12,837  | 1,560  | 14,397  | 15.6 | 8.4   | 14.8 | 106.4 |
| Lethbridge, Municipal             | 28,193  | 4,835  | 33,028  | 25,699  | 4,724  | 30,423  | 8.5  | 8.0   | 8.4  | 68.6  |
| Lethbridge, St. Michael's General | 55,894  | 5,861  | 61,755  | 55,157  | 6,181  | 61,338  | 10.7 | 8.1   | 9.2  | 84.5  |
| Lloydminster, Lloydminster        | 14,622  | 1,534  | 16,556  | 14,517  | 1,636  | 16,153  | 7.1  | 8.2   | 10.4 | N/A   |
| McClelland, Sacred Heart          | 14,449  | 1,756  | 16,205  | 14,313  | 1,725  | 16,038  | 7.1  | 8.2   | 7.2  | 74.7  |
| Magrath, Municipal                | 5,042   | 660    | 5,702   | 4,625   | 660    | 5,285   | 8.2  | 8.1   | 8.2  | 62.8  |

TABLE 9—Continued  
PATIENT DAYS

| HOSPITAL                         | PATIENT DAYS DURING 1955 |         |        | PATIENT DAYS OF PATIENTS DISCHARGED OR DECEASED |         |        | AVERAGE STAY OF PATIENTS DISCHARGED OR DECEASED |         |       | OCCUPANCY |
|----------------------------------|--------------------------|---------|--------|---|---------|--------|---|---------|-------|-----------|
|                                  | Adults and Children      | Newborn | Total  | Adults and Children                             | Newborn | Total  | Adults and Children                             | Newborn | Total |           |
|                                  |                          |         |        |   |         |        |   |         |       |           |
| Manning, Municipal               | 3,365                    | 961     | 4,326  | 3,335   | 944     | 4,279  | 5.6   | 7.8     | 6.0   | 57.6      |
| Mannville, Municipal             | 3,474                    | 666     | 4,140  | 3,466   | 671     | 4,137  | 6.7   | 7.3     | 6.8   | 63.5      |
| Mayerthorpe, Municipal           | 9,039                    | 1,304   | 10,343 | 9,405   | 1,298   | 10,703 | 6.7   | 7.8     | 6.7   | 123.8     |
| Medicine Hat, General            | 39,508                   | 6,678   | 46,186 | 39,601  | 6,644   | 46,245 | 8.9   | 8.0     | 8.7   | 91.7      |
| Mundare, General                 | 4,939                    | 380     | 5,319  | 4,825   | 369     | 5,194  | 6.5   | 8.6     | 6.6   | 52.0      |
| Myrnam, Municipal                | 4,321                    | 622     | 4,943  | 4,229   | 603     | 4,832  | 6.8   | 9.3     | 7.1   | 59.2      |
| Olds, Municipal                  | 9,588                    | 1,471   | 11,059 | 9,471   | 1,426   | 10,897 | 8.5   | 7.4     | 8.4   | 84.5      |
| Oyen, Municipal                  | 3,490                    | 521     | 4,011  | 3,495   | 529     | 4,024  | 7.3   | 8.8     | 7.5   | 56.2      |
| Peace River, Municipal           | 12,532                   | 2,020   | 14,552 | 12,455  | 1,981   | 14,436 | 8.7   | 9.5     | 8.8   | 92.8      |
| Pincher Creek, St. Vincent's     | 11,667                   | 993     | 12,660 | 10,605  | 988     | 11,593 | 7.7   | 9.1     | 7.8   | 49.9      |
| Ponoka, Municipal                | 11,243                   | 1,496   | 12,739 | 11,175  | 1,517   | 12,692 | 6.9   | 7.1     | 6.9   | 64.2      |
| Proton, Municipal                | 6,572                    | 860     | 7,432  | 6,655   | 781     | 7,436  | 7.3   | 6.7     | 7.2   | 69.3      |
| Rocky, St. Joseph's              | 4,089                    | 769     | 4,858  | 4,092   | 761     | 4,853  | 6.5   | 8.6     | 6.8   | 80.0      |
| Raymond, Municipal               | 3,620                    | 669     | 4,289  | 3,622   | 663     | 4,285  | 6.7   | 6.3     | 6.6   | 55.1      |
| Red Deer, Municipal              | 28,400                   | 5,411   | 33,811 | 28,507  | 5,414   | 33,921 | 6.8   | 8.0     | 7.0   | 74.8      |
| Rimbey, Municipal                | 8,674                    | 1,412   | 10,086 | 8,641   | 1,500   | 10,141 | 7.1   | 7.1     | 7.1   | 125.1     |
| Rocky Mountain House, Municipal  | 7,317                    | 1,307   | 8,624  | 7,289   | 1,274   | 8,563  | 6.4   | 7.6     | 6.5   | 57.3      |
| Smoky Lake, George McDougall     | 2,497                    | 640     | 3,137  | 2,482   | 661     | 3,143  | 5.0   | 6.7     | 5.3   | 45.6      |
| Spirit River, Holy Cross         | 10,978                   | 1,219   | 12,197 | 10,959  | 1,215   | 12,174 | 8.2   | 7.9     | 8.2   | 111.4     |
| Stettler, Municipal              | 16,355                   | 2,147   | 18,502 | 16,532  | 2,132   | 18,664 | 8.3   | 7.6     | 8.2   | 80.0      |
| St. Paul, St. Theresa            | 15,957                   | 2,736   | 18,693 | 16,066  | 2,736   | 18,802 | 7.8   | 9.8     | 8.0   | 118.2     |
| Taber, Municipal                 | 14,434                   | 3,116   | 17,550 | 14,426  | 3,090   | 17,516 | 6.4   | 8.0     | 6.6   | 58.2      |
| Three Hills, Municipal           | 4,424                    | 1,006   | 5,430  | 4,422   | 1,026   | 5,448  | 6.6   | 7.4     | 6.7   | 48.5      |
| Tofield, Municipal               | 7,108                    | 1,154   | 8,262  | 6,952   | 1,179   | 8,131  | 7.0   | 7.5     | 7.1   | 108.2     |
| Trochu, St. Mary's               | 4,583                    | 481     | 5,074  | 4,619   | 565     | 5,184  | 9.8   | 9.9     | 9.8   | 40.6      |
| Turner Valley, Municipal         | 6,196                    | 585     | 6,781  | 6,030   | 583     | 6,613  | 10.2  | 9.3     | 10.1  | 77.2      |
| Two Hills, Municipal             | 7,481                    | 889     | 8,370  | 7,619   | 886     | 8,505  | 6.9   | 7.8     | 7.0   | 82.0      |
| Vegreville, St. Joseph's General | 20,382                   | 1,593   | 21,975 | 20,781  | 1,631   | 22,412 | 9.1   | 8.6     | 9.0   | 65.7      |
| Vermilion, Municipal             | 9,860                    | 1,422   | 11,302 | 8,695   | 1,392   | 10,087 | 6.5   | 8.1     | 6.7   | 73.2      |
| Viking, Municipal                | 8,249                    | 1,028   | 9,277  | 8,246   | 1,043   | 9,289  | 6.9   | 9.3     | 7.1   | 64.6      |



TABLE 9—(Continued)  
PATIENT DAYS

|   |           |         |           |           |         |           |       |       |       |       |
|---|-----------|---------|-----------|-----------|---------|-----------|-------|-------|-------|-------|
| Vilna, Our Lady's .....   | 3,512     | 854     | 4,366     | 3,515     | 831     | 4,346     | 7.4   | 10.8  | 7.9   | 68.7  |
| Vulcan, Municipal .....   | 8,509     | 1,217   | 9,726     | 8,558     | 1,248   | 9,806     | 6.5   | 8.7   | 6.7   | 63.0  |
| Wainwright, Municipal .....   | 14,097    | 1,657   | 15,754    | 13,996    | 1,676   | 15,672    | 7.9   | 7.5   | 7.8   | 80.5  |
| Westlock, Immaculata .....  | 20,805    | 2,565   | 23,370    | 20,337    | 2,848   | 23,785    | 7.5   | 9.9   | 7.8   | 76.0  |
| Wetaskiwin, Community .....   | 15,575    | 2,763   | 18,338    | 15,338    | 2,786   | 18,124    | 6.9   | 8.1   | 7.1   | 71.1  |
| Willington, General .....   | 5,868     | 726     | 6,594     | 5,745     | 724     | 6,469     | 6.5   | 11.0  | 6.8   | 123.7 |
| TOTAL .....   | 1,885,626 | 259,599 | 2,145,225 | 1,868,928 | 261,957 | 2,121,905 | 8.9   | 7.9   | 8.7   | 75.4  |
| Less D. V. A., Psychiatric, Orthopaedic<br>and Polio Division Cases ..... | 112,053   | .....   | 112,053   | 96,149    | .....   | 96,149    | ..... | ..... | ..... | ..... |
| NET TOTAL .....   | 1,773,573 | .....   | 2,033,172 | 1,772,779 | .....   | 2,025,756 | 8.6   | 7.9   | 8.4   | 75.4  |

TABLE 10: STAFF AS AT DECEMBER 31, 1955 — FULL TIME AND PART TIME

| HOSPITAL                              | Total | Salaried Doctors | NURSES   |         |           | NURSE'S AIDES |       | Orderlies | Internes | Technicians | Dietitians | * All Others | Organized Medical Staff | Nurses Training School | Graduated During Year |
|---------------------------------------|-------|------------------|----------|---------|-----------|---------------|-------|-----------|----------|-------------|------------|--------------|-------------------------|------------------------|-----------------------|
|                                       |       |                  | Graduate | Student | Certified | Trainee       |       |           |          |             |            |              |                         |                        |                       |
|                                       |       |                  |          |         |           |               |       |           |          |             |            |              |                         |                        |                       |
| Athabasca, Municipal                  | 29    | .....            | 7        | .....   | 3         | .....         | ..... | .....     | 2        | .....       | 17         | X            | .....                   | .....                  |                       |
| Barrf, Mineral Springs                | 38    | .....            | 10       | .....   | 2         | .....         | 1     | .....     | 1        | .....       | 24         | X            | .....                   | .....                  |                       |
| Barrhead, St. Joseph's                | 39    | .....            | 10       | .....   | 1         | .....         | ..... | .....     | 1        | .....       | 21         | .....        | .....                   | .....                  |                       |
| Bassano, Municipal                    | 17    | .....            | 6        | .....   | 3         | .....         | ..... | .....     | .....    | .....       | 8          | .....        | .....                   | .....                  |                       |
| Beaverlodge, Municipal                | 13    | .....            | 3        | .....   | .....     | .....         | ..... | .....     | .....    | .....       | 10         | .....        | .....                   | .....                  |                       |
| Bentley, Municipal                    | 14    | .....            | 5        | .....   | 2         | .....         | ..... | .....     | .....    | .....       | 7          | .....        | .....                   | .....                  |                       |
| Berwyn, Municipal                     | 11    | .....            | 10       | .....   | 6         | .....         | ..... | .....     | 1        | .....       | 10         | .....        | .....                   | .....                  |                       |
| Blairmore, Crow's Nest Pass Municipal | 41    | .....            | 3        | .....   | 2         | .....         | 1     | .....     | .....    | .....       | 23         | .....        | .....                   | .....                  |                       |
| Bonnyville, Katherine H. Prittle      | 12    | .....            | 7        | .....   | .....     | .....         | ..... | .....     | 2        | .....       | 7          | .....        | .....                   | .....                  |                       |
| Bonnyville, St. Louis                 | 42    | .....            | 16       | .....   | 6         | .....         | ..... | .....     | .....    | .....       | 33         | .....        | .....                   | .....                  |                       |
| Brooks, Municipal                     | 50    | .....            | 25       | .....   | 21        | .....         | ..... | .....     | 2        | .....       | 25         | .....        | .....                   | .....                  |                       |
| Calgary, Alberta Red Cross            | 118   | .....            | 277      | .....   | 138       | .....         | 36    | .....     | 2        | .....       | 57         | X            | .....                   | .....                  |                       |
| Calgary, General                      | 1,207 | .....            | 171      | .....   | 42        | .....         | 17    | .....     | 31       | .....       | 450        | X            | X                       | 41                     |                       |
| Calgary, Holy Cross                   | 661   | .....            | 8        | .....   | 3         | .....         | 12    | .....     | 19       | .....       | 263        | X            | X                       | 50                     |                       |
| Calgary, Salvation Army Grace         | 21    | .....            | .....    | .....   | .....     | .....         | ..... | .....     | .....    | .....       | 10         | X            | .....                   | .....                  |                       |
| Camrose, St. Mary's                   | 101   | .....            | 20       | .....   | 10        | .....         | 3     | .....     | 4        | .....       | 58         | X            | .....                   | .....                  |                       |
| Cardston, Municipal                   | 31    | .....            | 6        | .....   | 6         | .....         | ..... | .....     | 1        | .....       | 18         | .....        | .....                   | .....                  |                       |
| Carmangay, Little Bow Municipal       | 13    | .....            | 5        | .....   | 2         | .....         | ..... | .....     | .....    | .....       | 6          | .....        | .....                   | .....                  |                       |
| Castor, Our Lady of the Rosary        | 32    | .....            | 4        | .....   | 2         | .....         | ..... | .....     | 2        | .....       | 24         | .....        | .....                   | .....                  |                       |
| Cereal, Municipal                     | 10    | .....            | 2        | .....   | 1         | .....         | ..... | .....     | .....    | .....       | 7          | .....        | .....                   | .....                  |                       |
| Clareholm, Municipal                  | 32    | .....            | 11       | .....   | 5         | .....         | ..... | .....     | 1        | .....       | 15         | .....        | .....                   | .....                  |                       |
| Coaldale, Community                   | 14    | .....            | 3        | .....   | 4         | .....         | ..... | .....     | .....    | .....       | 7          | .....        | .....                   | .....                  |                       |
| Cold Lake, John Neil                  | 13    | .....            | 4        | .....   | .....     | .....         | ..... | .....     | .....    | .....       | 9          | .....        | .....                   | .....                  |                       |
| Consort, Municipal                    | 14    | .....            | 3        | .....   | .....     | .....         | ..... | .....     | .....    | .....       | 11         | .....        | .....                   | .....                  |                       |
| Coronation, Municipal                 | 16    | .....            | 4        | .....   | .....     | .....         | ..... | .....     | .....    | .....       | 12         | .....        | .....                   | .....                  |                       |
| Daysland, Providence                  | 19    | .....            | 4        | .....   | .....     | .....         | ..... | .....     | 2        | .....       | 13         | .....        | .....                   | .....                  |                       |
| Desmarais, St. Martin's               | 4     | .....            | .....    | .....   | .....     | .....         | ..... | .....     | .....    | .....       | 4          | .....        | .....                   | .....                  |                       |
| Didsbury, Municipal                   | 25    | .....            | 6        | .....   | 1         | .....         | ..... | .....     | 1        | .....       | 17         | .....        | .....                   | .....                  |                       |
| Drumheiler, Municipal                 | 98    | .....            | 34       | .....   | 14        | .....         | 2     | .....     | 2        | .....       | 45         | X            | .....                   | .....                  |                       |
| Eckville, Municipal                   | 21    | .....            | 4        | .....   | .....     | .....         | ..... | .....     | .....    | .....       | 17         | .....        | .....                   | .....                  |                       |

|                                   |               |       |       |       |       |       |       |       |       |       |       |       |
|-----------------------------------|---------------|-------|-------|-------|-------|-------|-------|-------|-------|-------|-------|-------|
| Edmonton, Beulah Home             | 15            | 2     | 165   | 4     | 8     | 15    | 14    | 30    | 3     | 13    |       | 49    |
| Edmonton, General                 | 657           | 2     | 129   | 16    | 6     | 16    | 9     | 245   | 3     | 295   | X     | 32    |
| Edmonton, Misericordia            | 982           | 3     | 184   | 100   | 30    | 30    | 26    | 37    | 5     | 257   | X     | 51    |
| Edmonton, Royal Alexandra         | 1,238         | 22    | 289   | 34    | 8     | 52    | 48    | 27    | 7     | 546   | X     | 73    |
| Edson, St. John's                 | 30            | 6     | ..... | 2     | ..... | ..... | ..... | 2     | ..... | 20    | ..... | ..... |
| Elk Point, Municipal              | 45            | 9     | ..... | 8     | ..... | ..... | ..... | 1     | ..... | 27    | ..... | ..... |
| Elnora, Municipal                 | 10            | 3     | ..... | 1     | ..... | ..... | ..... | ..... | ..... | 6     | ..... | ..... |
| Empress, Municipal                | 16            | 1     | ..... | 3     | ..... | ..... | ..... | ..... | ..... | 12    | ..... | ..... |
| Fairview, Municipal               | 24            | 7     | ..... | 1     | ..... | ..... | ..... | 1     | ..... | 15    | ..... | ..... |
| Fort Macleod, Municipal           | 26            | 5     | ..... | 5     | ..... | 1     | ..... | 1     | ..... | 14    | ..... | ..... |
| Fort McMurray, St. Gabriel's      | 9             | 3     | ..... | ..... | ..... | ..... | ..... | 1     | ..... | 9     | ..... | ..... |
| Fort Vermilion, St. Theresa       | 30            | 2     | ..... | ..... | ..... | ..... | ..... | 1     | ..... | 25    | ..... | ..... |
| Galahad, St. Joseph's             | 20            | 2     | ..... | ..... | ..... | ..... | ..... | 1     | ..... | 17    | ..... | ..... |
| Glendon, Municipal                | 14            | 4     | ..... | ..... | ..... | ..... | ..... | ..... | ..... | 10    | ..... | ..... |
| Grande Prairie, Municipal         | 56            | 18    | ..... | 7     | ..... | ..... | ..... | 3     | ..... | 28    | X     | ..... |
| (a) Hyline, Sub-Hospital          | 8             | 1     | ..... | 2     | ..... | ..... | ..... | 1     | ..... | 5     | X     | ..... |
| Hanna, Municipal                  | 93            | 10    | ..... | 6     | ..... | ..... | ..... | ..... | ..... | 16    | ..... | ..... |
| Hardisty, St. Anne's              | 18            | 6     | ..... | ..... | ..... | ..... | ..... | ..... | ..... | 12    | ..... | ..... |
| High Prairie, St. James           | 44            | 10    | ..... | 1     | ..... | ..... | ..... | 3     | ..... | 30    | X     | ..... |
| High Prairie, Providence          | 45            | 17    | ..... | 5     | ..... | ..... | ..... | 1     | ..... | 22    | X     | ..... |
| High River, Municipal             | .....         | ..... | ..... | ..... | ..... | ..... | ..... | ..... | ..... | ..... | ..... | ..... |
| Innisfail, Municipal              | 29            | 7     | ..... | 5     | ..... | ..... | ..... | 1     | ..... | 16    | X     | ..... |
| Islay, Municipal                  | 12            | 3     | ..... | 2     | ..... | ..... | ..... | ..... | ..... | 7     | ..... | ..... |
| Jasper, Seton                     | 16            | 5     | ..... | ..... | ..... | ..... | ..... | 2     | ..... | 11    | ..... | ..... |
| Killam, General                   | 24            | 5     | ..... | ..... | ..... | ..... | ..... | 2     | ..... | 17    | ..... | ..... |
| Lacombe, Municipal                | 51            | 17    | ..... | 11    | ..... | ..... | ..... | ..... | ..... | 21    | X     | ..... |
| Lac La Biche, St. Catherine's     | 83            | 5     | 44    | ..... | ..... | ..... | ..... | 2     | 1     | 25    | X     | 18    |
| Lamont, Archer Memorial           | 101           | 16    | 76    | 19    | ..... | 8     | 1     | 2     | 1     | 38    | X     | ..... |
| Lehrbridge, Municipal             | 369           | 40    | 97    | 16    | ..... | 5     | 1     | 15    | 3     | 159   | X     | 24    |
| Lehrbridge, St. Michael's General | 310           | 2     | ..... | 2     | ..... | ..... | ..... | 11    | 1     | 142   | X     | ..... |
| McLennan, Sacred Heart            | 51            | 8     | ..... | 2     | ..... | ..... | ..... | 3     | ..... | 38    | ..... | ..... |
| Magrath, Municipal                | 18            | 6     | ..... | ..... | ..... | ..... | ..... | 1     | ..... | 11    | ..... | ..... |
| Manning, Municipal                | not reporting | ..... | ..... | ..... | ..... | ..... | ..... | ..... | ..... | ..... | ..... | ..... |
| Mannville, Municipal              | 12            | 3     | ..... | ..... | ..... | ..... | ..... | 1     | ..... | 9     | ..... | ..... |
| Mayerthorpe, Municipal            | 29            | 6     | ..... | 6     | ..... | ..... | ..... | 1     | ..... | 16    | ..... | ..... |
| Medicine Hat, General             | 205           | 51    | 48    | 13    | ..... | 3     | 1     | 2     | 1     | 85    | X     | 13    |
| Mundare, General                  | 14            | 3     | ..... | ..... | ..... | ..... | ..... | 1     | ..... | 10    | ..... | ..... |
| Myram, Municipal                  | 13            | 3     | ..... | ..... | ..... | ..... | ..... | ..... | ..... | 8     | ..... | ..... |
| Olds, Municipal                   | 31            | 8     | ..... | 5     | ..... | ..... | ..... | 2     | ..... | 16    | ..... | ..... |
| Oyen, Municipal                   | 31            | 3     | ..... | 1     | ..... | ..... | ..... | ..... | ..... | 7     | ..... | ..... |
| Peace River, Municipal            | 36            | 9     | ..... | 4     | ..... | ..... | ..... | 1     | ..... | 22    | ..... | ..... |

TABLE 10—(Continued)

| HOSPITAL                               | Total | Salaries<br>Doctors | NURSES  |          |           | NURSE'S AIDES |  | Orderlies | Internes | Technicians | Dietitians | * All Others | Organized<br>Medical<br>Staff | Nurses<br>Training<br>School | Graduated<br>During<br>Year |
|--|-------|---------------------|---------|----------|-----------|---------------|--|-----------|----------|-------------|------------|--------------|-------------------------------|------------------------------|-----------------------------|
|  |       |                     | Student | Graduate | Certified | Trainee       | Matron<br>included with<br>all others. |           |          |             |            |              |                               |                              |                             |
|  |       |                     |         |          |           |               |  |           |          |             |            |              |                               |                              |                             |
| Pincher Creek, St. Vincent's .....     | 32    | ...                 | 5       | 12       | 3         | ...           | ...                                    | ...       | 1        | ...         | 23         | ...          | ...                           | ...                          |                             |
| Ponoka, Municipal .....                | 45    | ...                 | 7       | 2        | 2         | ...           | ...                                    | ...       | 1        | ...         | 24         | ...          | ...                           | ...                          |                             |
| Provoost, Municipal .....              | 26    | ...                 | 2       | 1        | 1         | ...           | ...                                    | ...       | 1        | ...         | 16         | ...          | ...                           | ...                          |                             |
| Radway, St. Joseph's .....             | 15    | ...                 | 3       | ...      | ...       | ...           | ...                                    | ...       | 1        | ...         | 11         | ...          | ...                           | ...                          |                             |
| Raymond, Municipal .....               | 16    | ...                 | ...     | ...      | ...       | ...           | ...                                    | ...       | 1        | ...         | 12         | ...          | ...                           | ...                          |                             |
| Red Deer, Municipal .....              | 107   | 1                   | 35      | 5        | 5         | 1             | 1                                      | 2         | 2        | 1           | 62         | X            | ...                           | ...                          |                             |
| Rimbej, Municipal .....                | 22    | ...                 | 6       | 6        | 5         | ...           | ...                                    | ...       | 1        | ...         | 10         | X            | ...                           | ...                          |                             |
| Rocky Mountain House, Municipal .....  | 22    | ...                 | 5       | 2        | 1         | ...           | ...                                    | ...       | 1        | ...         | 16         | X            | ...                           | ...                          |                             |
| Smoky Lake, George McDougall .....     | 14    | ...                 | 2       | 2        | 2         | ...           | ...                                    | ...       | 1        | ...         | 11         | ...          | ...                           | ...                          |                             |
| Spirit River, Holy Cross .....         | 32    | ...                 | 4       | 4        | 2         | 1             | 1                                      | 2         | 2        | ...         | 25         | ...          | ...                           | ...                          |                             |
| Stettler, Municipal .....              | 60    | ...                 | 16      | 6        | 6         | 1             | 1                                      | 6         | 2        | ...         | 35         | X            | ...                           | ...                          |                             |
| St. Paul, St. Theresa .....            | 37    | ...                 | 10      | 10       | 1         | ...           | ...                                    | ...       | 1        | ...         | 44         | X            | ...                           | ...                          |                             |
| Taber, Municipal .....                 | 37    | ...                 | 17      | 17       | 15        | 1             | 1                                      | 2         | 2        | ...         | 32         | X            | ...                           | ...                          |                             |
| Three Hills, Municipal .....           | 22    | ...                 | 6       | 6        | 5         | ...           | ...                                    | ...       | ...      | ...         | 11         | ...          | ...                           | ...                          |                             |
| Tofield, Municipal .....               | 19    | ...                 | ...     | ...      | ...       | ...           | ...                                    | ...       | ...      | ...         | 13         | ...          | ...                           | ...                          |                             |
| Trochu, St. Mary's .....               | 15    | ...                 | 3       | 3        | 1         | ...           | ...                                    | ...       | ...      | ...         | 11         | ...          | ...                           | ...                          |                             |
| Turner Valley, Municipal .....         | 20    | ...                 | 5       | 5        | 5         | ...           | ...                                    | ...       | 1        | ...         | 15         | ...          | ...                           | ...                          |                             |
| Two Hills, Municipal .....             | 22    | ...                 | 5       | 5        | 5         | ...           | ...                                    | ...       | 5        | ...         | 11         | ...          | ...                           | ...                          |                             |
| Vegreville, St. Joseph's General ..... | 94    | ...                 | 17      | 25       | 6         | 1             | 1                                      | 2         | 2        | 2           | 39         | X            | X                             | 12                           |                             |
| Vermillion, Municipal .....            | 30    | ...                 | 10      | ...      | ...       | ...           | ...                                    | ...       | ...      | ...         | 12         | ...          | ...                           | ...                          |                             |
| Viking, Municipal .....                | 28    | ...                 | 7       | 8        | 8         | ...           | ...                                    | ...       | 1        | ...         | 12         | ...          | ...                           | ...                          |                             |
| Vilna, Municipal .....                 | 11    | ...                 | 2       | 2        | ...       | ...           | ...                                    | ...       | ...      | ...         | 9          | ...          | ...                           | ...                          |                             |
| Vulcan, Municipal .....                | 28    | ...                 | 10      | 10       | ...       | ...           | ...                                    | ...       | 1        | ...         | 17         | ...          | ...                           | ...                          |                             |
| Wainwright, Municipal .....            | 40    | ...                 | 10      | 6        | 3         | ...           | ...                                    | ...       | 3        | ...         | 21         | X            | ...                           | ...                          |                             |
| Westlock, Immaculata .....             | 64    | ...                 | 14      | 14       | 3         | ...           | ...                                    | ...       | 4        | 1           | 42         | X            | ...                           | ...                          |                             |
| Wetaskiwin, Community .....            | 48    | ...                 | 15      | 7        | 2         | ...           | ...                                    | ...       | 2        | ...         | 24         | ...          | ...                           | ...                          |                             |
| Willingoon, General .....              | 16    | ...                 | 3       | 3        | ...       | ...           | ...                                    | ...       | ...      | ...         | 11         | ...          | ...                           | ...                          |                             |
| TOTAL .....                            | 8,968 | 44                  | 1,895   | 1,437    | 653       | 13            | 191                                    | 127       | 287      | 47          | 4,274      | ...          | ...                           | 363                          |                             |

TABLE 11: OPERATING EXPENDITURES — 1955

| HOSPITAL                               | DIRECT EXPENDITURES |                                 |                     |                        |                               |                  |                |              |                  |                   | Miscellaneous | Total Expenditure Excluding Depreciation and Capital Interest | Capital Interest | Total Expenditure |              |
|--|---------------------|---------------------------------|---------------------|------------------------|-------------------------------|------------------|----------------|--------------|------------------|-------------------|---------------|---|------------------|-------------------|--------------|
|  | Salaries and Wages  | Medical, Surgical, and Supplies | Drugs and Medicines | General Administration | Professional Care of Patients | General Services | Physical Plant | EXPENDITURES |                  |                   |               |   |                  |                   | Depreciation |
|  |                     |                                 |                     |                        |                               |                  |                | Depreciation | Capital Interest | Total Expenditure |               |   |                  |                   |              |
| Athabasca, Municipal                   | 43,641              | 3,485                           | 4,253               | 4,189                  | 2,388                         | 17,682           | 7,160          | .....        | 82,808           | 10,278            | 7,000         | 100,086   |                  |                   |              |
| Banff Mineral Springs                  | 79,536              | 3,608                           | .....               | 3,203                  | 6,423                         | 25,579           | 14,982         | 15           | 126,098          | 13,359            | .....         | 139,254   |                  |                   |              |
| Barhead, St. Joseph's                  | 56,784              | 1,762                           | .....               | 2,748                  | 1,978                         | 13,865           | 6,148          | 81           | 77,441           | 3,605             | 6,765         | 100,044   |                  |                   |              |
| Bassano, Municipal                     | 27,607              | 1,525                           | 4,188               | 1,624                  | 564                           | 6,741            | 3,543          | 123          | 33,963           | 1,159             | 188           | 35,310  |                  |                   |              |
| Beaveridge, Municipal                  | 17,942              | .....                           | .....               | 1,986                  | 4,054                         | 4,325            | 4,325          | 263          | 37,358           | 6,786             | 1,280         | 45,424  |                  |                   |              |
| Bentley, Municipal                     | 20,994              | 1,613                           | 1,009               | 1,782                  | 3,347                         | 4,457            | 7,420          | 3,810        | 36,859           | 5,786             | 1,357         | 40,972  |                  |                   |              |
| Berwyn, Municipal                      | 16,652              | .....                           | .....               | 6,359                  | 12,311                        | 3,339            | 3,748          | 643          | 105,722          | 1,643             | 8,601         | 126,363   |                  |                   |              |
| Blairmore, Crow's Nest, Pass Municipal | 94,131              | 428                             | 1,418               | 2,282                  | 1,336                         | 18,598           | 10,341         | .....        | 136,372          | 2,748             | .....         | 139,120   |                  |                   |              |
| Bonnyville, Katherine H. Prittie       | 15,004              | 3,720                           | 2,180               | 5,996                  | 27,235                        | 26,562           | 8,979          | 107          | 152,927          | 9,970             | 8,204         | 123,774   |                  |                   |              |
| Bonnyville, St. Louis                  | 67,373              | .....                           | .....               | 5,438                  | 4,005                         | 31,948           | 16,491         | 10,409       | 33,430           | 24,831            | .....         | 170,177   |                  |                   |              |
| Brooks, Municipal                      | 84,428              | .....                           | .....               | 5,438                  | 4,005                         | 31,948           | 16,491         | 10,409       | 33,430           | 24,831            | .....         | 170,177   |                  |                   |              |
| Brooks, Alberta Red Cross              | 253,735             | .....                           | .....               | 118,158                | 472,304                       | 199,304          | 62,927         | 2,190        | 1,669,756        | 100,800           | 6,018         | 1,776,574   |                  |                   |              |
| Calgary, General                       | 1,116,088           | 26,477                          | 89,318              | 55,324                 | 118,158                       | 12,029           | 10,839         | 51           | 1,669,756        | 13,320            | .....         | 1,783,076   |                  |                   |              |
| Calgary, Holy Cross                    | 32,881              | 2,589                           | 1,490               | 2,430                  | 1,686                         | 34,595           | 19,392         | 579          | 277,313          | 24,831            | 10,380        | 312,629   |                  |                   |              |
| Calgary, Salvation Army Grace          | 184,879             | 11,354                          | 15,972              | 8,981                  | 1,686                         | 34,595           | 19,392         | 579          | 277,313          | 24,831            | 10,380        | 312,629   |                  |                   |              |
| Camrose, St. Mary's                    | 50,584              | 6,533                           | 12,103              | 3,074                  | 2,621                         | 15,066           | 7,946          | 174          | 39,340           | 5,697             | .....         | 45,037  |                  |                   |              |
| Cardston, Municipal                    | 19,183              | .....                           | .....               | 1,928                  | 1,521                         | 7,946            | 7,946          | .....        | 37,124           | 2,810             | .....         | 40,934  |                  |                   |              |
| Cardston, Municipal                    | 19,183              | .....                           | .....               | 1,928                  | 1,521                         | 7,946            | 7,946          | .....        | 37,124           | 2,810             | .....         | 40,934  |                  |                   |              |
| Cardston, Municipal                    | 19,183              | .....                           | .....               | 1,928                  | 1,521                         | 7,946            | 7,946          | .....        | 37,124           | 2,810             | .....         | 40,934  |                  |                   |              |
| Castor, Our Lady of the Rosary         | 1,345               | 1,750                           | 2,872               | 1,654                  | 1,928                         | 15,322           | 7,070          | 725          | 32,480           | 2,210             | 47            | 34,737  |                  |                   |              |
| Cereal, Municipal                      | 16,832              | 2,985                           | 2,359               | 1,497                  | 1,073                         | 2,572            | 2,572          | .....        | 32,060           | 2,210             | .....         | 34,270  |                  |                   |              |
| Cereal, Municipal                      | 16,832              | 2,985                           | 2,359               | 1,497                  | 1,073                         | 2,572            | 2,572          | .....        | 32,060           | 2,210             | .....         | 34,270  |                  |                   |              |
| Clareholm, Municipal                   | 57,252              | 11,490                          | 4,173               | 1,602                  | 2,882                         | 11,039           | 7,221          | 563          | 99,547           | 6,019             | 1,046         | 106,612   |                  |                   |              |
| Coaldale, Community                    | 18,978              | .....                           | .....               | 2,259                  | 3,708                         | 10,074           | 3,255          | 143          | 38,241           | 4,677             | .....         | 42,918  |                  |                   |              |
| Cold Lake, John Neil                   | 22,590              | 940                             | 1,195               | 1,542                  | 5,506                         | 5,717            | 3,690          | 99           | 35,200           | 6,675             | 1,179         | 41,974  |                  |                   |              |
| Cold Lake, John Neil                   | 22,590              | 940                             | 1,195               | 1,542                  | 5,506                         | 5,717            | 3,690          | 99           | 35,200           | 6,675             | 1,179         | 41,974  |                  |                   |              |
| Consort, Municipal                     | 23,324              | 4,309                           | 2,072               | 2,072                  | 2,946                         | 6,084            | 6,147          | 5            | 42,284           | 2,845             | .....         | 45,079  |                  |                   |              |
| Consort, Municipal                     | 23,324              | 4,309                           | 2,072               | 2,072                  | 2,946                         | 6,084            | 6,147          | 5            | 42,284           | 2,845             | .....         | 45,079  |                  |                   |              |
| Coronation, Municipal                  | 37,429              | 972                             | 4,173               | 1,602                  | 2,882                         | 11,039           | 7,221          | 563          | 99,547           | 6,019             | 1,046         | 106,612   |                  |                   |              |
| Daysland, Providence                   | 5,340               | .....                           | .....               | 5,084                  | 5,795                         | 14,822           | 8,590          | 95           | 269,331          | 7,894             | 2,581         | 277,822   |                  |                   |              |
| Desmarais, St. Martin's                | 10,131              | 10,166                          | 10,131              | 11,349                 | 12,059                        | 14,822           | 19,526         | 95           | 269,331          | 21,124            | 6,900         | 297,355   |                  |                   |              |
| Didsbury, Municipal                    | 160,333             | 10,166                          | 2,317               | 1,851                  | 12,059                        | 4,672            | 6,220          | 90           | 49,171           | 9,050             | .....         | 60,598  |                  |                   |              |
| Drumheller, Municipal                  | 29,554              | .....                           | .....               | 1,851                  | 1,851                         | 7,858            | 6,220          | .....        | 49,171           | 9,050             | .....         | 60,598  |                  |                   |              |
| Eckville, Municipal                    | 1,090,864           | 77,304                          | 84,956              | 53,642                 | 34,205                        | 197,677          | 155,365        | 272          | 1,693,313        | 153,703           | 96,654        | 1,943,670   |                  |                   |              |
| Edmonton, General                      | 29,250              | 2,250                           | 96,016              | 47,131                 | 85,783                        | 167,315          | 90,708         | .....        | 1,311,384        | 80,368            | .....         | 1,424,505   |                  |                   |              |
| Edmonton, Royal Alexandra              | 744,800             | 102,890                         | 30,622              | 134,374                | 129,584                       | 417,415          | 183,247        | .....        | 2,812,936        | 60,896            | 74,500        | 2,948,338   |                  |                   |              |
| Edmonton, Royal Alexandra              | 744,800             | 102,890                         | 30,622              | 134,374                | 129,584                       | 417,415          | 183,247        | .....        | 2,812,936        | 60,896            | 74,500        | 2,948,338   |                  |                   |              |
| Edmonton, University                   | 2,026,974           | 124,958                         | 59,310              | 181,866                | 337,755                       | 437,351          | 161,595        | 4,128        | 3,283,467        | 74,844            | 170,669       | 3,528,980   |                  |                   |              |
| Edson, St. John's                      | 60,166              | 1,400                           | 2,584               | 1,811                  | 2,106                         | 14,899           | 8,174          | .....        | 81,131           | 6,018             | .....         | 87,149  |                  |                   |              |
| Edson, St. John's                      | 60,166              | 1,400                           | 2,584               | 1,811                  | 2,106                         | 14,899           | 8,174          | .....        | 81,131           | 6,018             | .....         | 87,149  |                  |                   |              |
| Elk Point, Municipal                   | 65,307              | 2,624                           | 7,370               | 1,402                  | 1,402                         | 21,196           | 11,146         | 1,649        | 116,682          | 14,045            | 6,405         | 137,132   |                  |                   |              |
| Elk Point, Municipal                   | 65,307              | 2,624                           | 7,370               | 1,402                  | 1,402                         | 21,196           | 11,146         | 1,649        | 116,682          | 14,045            | 6,405         | 137,132   |                  |                   |              |
| Elmora, Municipal                      | 23,820              | 1,945                           | 1,712               | 1,066                  | 547                           | 6,383            | 4,168          | 75           | 42,053           | 3,986             | 1,660         | 45,154  |                  |                   |              |
| Elmora, Municipal                      | 23,820              | 1,945                           | 1,712               | 1,066                  | 547                           | 6,383            | 4,168          | 75           | 42,053           | 3,986             | 1,660         | 45,154  |                  |                   |              |
| Empress, Municipal                     | 37,499              | 4,200                           | 3,800               | 3,678                  | 2,527                         | 9,295            | 4,168          | .....        | 72,187           | 2,958             | 2,160         | 85,245  |                  |                   |              |
| Fairview, Municipal                    | 49,992              | 8,943                           | 3,800               | 1,659                  | 1,659                         | 16,556           | 11,190         | 1,001        | 91,003           | 10,988            | 3,315         | 94,276  |                  |                   |              |
| Fort Macleod, Municipal                | 50,380              | .....                           | .....               | 593                    | 2,093                         | 3,499            | 3,499          | 2,092        | 67,159           | 6,160             | 2,938         | 76,257  |                  |                   |              |
| Fort McMurray, St. Gabriel's           | 42,197              | 3,111                           | 2,938               | 1,761                  | 1,388                         | 17,752           | 9,748          | .....        | 79,487           | 10,267            | 3,033         | 92,787  |                  |                   |              |
| Fort Vermilion, St. Theresa            | 28,566              | 1,693                           | 2,681               | 1,235                  | 1,235                         | 12,639           | 9,113          | .....        | 56,471           | 6,004             | 7,878         | 73,353  |                  |                   |              |
| Galahad, St. Joseph's                  | 21,490              | 1,927                           | 2,758               | 1,795                  | 661                           | 7,594            | 4,608          | 40           | 40,873           | 9,020             | 2,847         | 49,740  |                  |                   |              |
| Grande Prairie, Municipal              | 110,459             | 5,081                           | 14,510              | 6,322                  | 11,508                        | 42,196           | 18,953         | .....        | 208,023          | 13,791            | 1,838         | 224,652   |                  |                   |              |
| Grande Prairie, Municipal              | 110,459             | 5,081                           | 14,510              | 6,322                  | 11,508                        | 42,196           | 18,953         | .....        | 208,023          | 13,791            | 1,838         | 224,652   |                  |                   |              |
| Hanna, Municipal                       | 63,956              | .....                           | .....               | 3,625                  | 15,808                        | 24,403           | 13,597         | 111          | 121,500          | 1,588             | 2,669         | 125,757   |                  |                   |              |
| Hanna, Municipal                       | 63,956              | .....                           | .....               | 3,625                  | 15,808                        | 24,403           | 13,597         | 111          | 121,500          | 1,588             | 2,669         | 125,757   |                  |                   |              |
| Hardisty, St. Anne's                   | 31,331              | 2,603                           | 2,866               | 1,702                  | 1,937                         | 12,717           | 4,966          | .....        | 57,122           | 5,462             | 9,949         | 63,533  |                  |                   |              |
| High Prairie, Municipal                | 69,933              | 2,827                           | 8,041               | 3,111                  | 1,670                         | 21,822           | 8,243          | 276          | 115,923          | 6,239             | .....         | 122,162   |                  |                   |              |
| High Prairie, Municipal                | 69,933              | 2,827                           | 8,041               | 3,111                  | 1,670                         | 21,822           | 8,243          | 276          | 115,923          | 6,239             | .....         | 122,162   |                  |                   |              |
| Hinton, Municipal                      | 70,989              | 4,997                           | 18,144              | 33,653                 | 9,719                         | 33,653           | 9,719          | 50           | 137,552          | 5,338             | .....         | 142,890   |                  |                   |              |
| Hinton, Municipal                      | 70,989              | 4,997                           | 18,144              | 33,653                 | 9,719                         | 33,653           | 9,719          | 50           | 137,552          | 5,338             | .....         | 142,890   |                  |                   |              |
| Innisfail, Municipal                   | 43,170              | .....                           | .....               | 4,384                  | 9,566                         | 17,092           | 10,045         | 48           | 84,305           | 7,384             | 2,720         | 91,689  |                  |                   |              |

TABLE 11—(Continued)

| HOSPITAL                         | Salaries and Wages | Medical, Surgical, and Sterile Supplies | Drugs and Medicines | DIRECT EXPENDITURES |                               |           |                | Miscellaneous | Total Expenditure Excluding Depreciation and Capital Interest | Capital Interest | Total Expenditure |
|----------------------------------|--------------------|---|---------------------|---------------------|-------------------------------|-----------|----------------|---------------|---|------------------|-------------------|
|                                  |                    |   |                     | Administration      | Professional Care of Patients | General   | Physical Plant |               |   |                  |                   |
| Jays, Municipal                  | 19,053             | 831                                     | 2,101               | 1,466               | 207                           | 4,867     | 3,030          | 43            | 31,529  | 1,888            | 33,417            |
| Kearney, General                 | 32,172             | 376                                     | 1,601               | 2,017               | 2,247                         | 8,890     | 6,256          | 70            | 76,001  | 6,096            | 82,097            |
| Killarney, General               | 40,905             | 2,870                                   | 6,986               | 2,536               | 823                           | 13,175    | 8,194          | 512           | 76,001  | 7,284            | 83,285            |
| Lac La Piche, St. Catherine's    | 43,889             | 2,477                                   | 2,773               | 2,773               | 661                           | 13,218    | 8,156          | 160           | 81,201  | 7,867            | 89,068            |
| Lacombe, Municipal               | 86,540             | *****                                   | 4,212               | 4,212               | 29,401                        | 29,401    | 7,038          | 12            | 137,561   | 11,651           | 149,212           |
| Larson, Archer Memorial          | 120,189            | 5,848                                   | 5,535               | 11,488              | 11,984                        | 45,129    | 16,260         | 485           | 216,918   | 2,265            | 219,183           |
| Lethbridge, Municipal            | 360,653            | *****                                   | 15,371              | 76,166              | 60,134                        | 107,550   | 16,306         | 1,295         | 529,925   | 60,651           | 590,576           |
| Lethbridge, St. Michael's        | 388,903            | *****                                   | 21,102              | 131,616             | 28,795                        | 53,734    | 14,519         | 3,429         | 691,395   | 53,734           | 745,129           |
| McLennan, Sacred Heart           | 68,085             | 1,313                                   | 3,677               | 4,979               | 2,291                         | 19,084    | 26,746         | 273           | 136,448   | 14,793           | 151,241           |
| Magrath, Municipal               | 29,282             | *****                                   | 1,684               | 6,906               | 6,906                         | 7,508     | 4,456          | 72            | 51,496  | 6,485            | 57,981            |
| Manning, Municipal               | 20,971             | 1,284                                   | 1,165               | 3,083               | 516                           | 6,426     | 4,534          | 239           | 38,204  | 6,642            | 44,846            |
| Mannville, Municipal             | 22,371             | *****                                   | 1,868               | 5,176               | 8,423                         | 8,423     | 3,106          | 95            | 41,039  | 4,836            | 45,875            |
| Maxterthorpe, Municipal          | 49,274             | 6,133                                   | 13,036              | 3,255               | 403                           | 19,535    | 7,957          | 152           | 99,745  | 7,980            | 107,725           |
| Medicine Hat, General            | 290,788            | 25,091                                  | 27,092              | 11,106              | 10,951                        | 96,288    | 8,638          | 92            | 470,026   | 8,000            | 478,026           |
| Mundare, General                 | 30,551             | 581                                     | 947                 | 1,301               | 524                           | 6,329     | 3,439          | 37            | 43,769  | 3,227            | 47,000            |
| Myrnam, Municipal                | 22,672             | 6,425                                   | 3,357               | 9,636               | 10,661                        | 10,661    | 5,143          | 335           | 57,629  | 12,611           | 70,240            |
| Oyen, Municipal                  | 55,467             | *****                                   | 9,014               | 14,989              | 18,572                        | 10,258    | 5,043          | 239           | 102,569   | 5,043            | 107,612           |
| Oyen, Municipal                  | 17,094             | *****                                   | 1,762               | 12,538              | 3,525                         | 4,586     | 3,419          | 339           | 39,505  | 3,419            | 42,924            |
| Peace River, Municipal           | 65,294             | *****                                   | 4,977               | 13,235              | 21,229                        | 15,060    | 15,060         | 156           | 119,951   | 9,616            | 129,567           |
| Pincher Creek, St. Vincent's     | 44,559             | *****                                   | 2,662               | 6,754               | 18,705                        | 17,197    | 17,197         | *****         | 89,877  | 13,826           | 103,703           |
| Ponoka, Municipal                | 73,595             | *****                                   | 4,902               | 16,389              | 18,143                        | 8,894     | 8,894          | 50            | 121,973   | 19,760           | 141,733           |
| Provost, Municipal               | 43,840             | *****                                   | 2,362               | 11,328              | 14,765                        | 9,340     | 9,340          | 40            | 81,675  | 7,552            | 89,227            |
| Radway, St. Joseph's             | 23,777             | 12,590                                  | 1,359               | 1,587               | 6,619                         | 6,619     | 4,016          | 39            | 39,948  | 2,411            | 42,359            |
| Raymond, Municipal               | 23,726             | 1,571                                   | 5,388               | 1,862               | 9,376                         | 9,376     | 5,360          | 109           | 48,538  | 2,463            | 50,999            |
| Red Deer, Municipal              | 202,113            | *****                                   | 9,600               | 40,337              | 54,679                        | 22,609    | 22,609         | 3,909         | 333,247   | 27,981           | 361,228           |
| Rimbey, Municipal                | 38,529             | *****                                   | 3,084               | 15,539              | 21,551                        | 12,879    | 12,879         | *****         | 91,582  | 9,040            | 100,622           |
| Rocky Mountain House, Municipal  | 31,472             | *****                                   | 2,442               | 5,654               | 14,455                        | 8,753     | 8,753          | 559           | 63,335  | 11,527           | 74,862            |
| Smoky Lake, George McDougall     | 22,573             | 537                                     | 19                  | 1,610               | 2,873                         | 5,262     | 2,633          | 237           | 35,744  | 3,192            | 38,936            |
| Spirit River, Holy Cross         | 43,497             | 2,492                                   | 7,314               | 6,191               | 18,942                        | 9,820     | 1,583          | 89            | 49,479  | 2,911            | 52,390            |
| St. Paul, St. Theresa            | 95,197             | 4,783                                   | 8,720               | 4,331               | 3,751                         | 21,036    | 7,911          | 269           | 145,998   | 12,026           | 158,024           |
| Stettler, Municipal              | 84,345             | 126,680                                 | 5,560               | *****               | 26,615                        | 11,475    | 11,475         | *****         | 133,675   | 9,554            | 143,229           |
| Taber, Municipal                 | 115,337            | *****                                   | 8,310               | 29,791              | 26,844                        | 13,331    | 13,331         | 89            | 193,702   | 24,061           | 217,763           |
| Three Hills, Municipal           | 34,646             | *****                                   | 2,428               | 5,237               | 9,208                         | 5,619     | 5,619          | 251           | 37,389  | 10,097           | 47,486            |
| Tofield, Municipal               | 33,118             | *****                                   | 1,964               | 12,873              | 15,837                        | 5,184     | 5,184          | 68            | 68,976  | 7,556            | 76,532            |
| Tronou, St. Mary's               | 26,936             | 405                                     | 1,676               | 1,320               | 546                           | 8,208     | 6,010          | 23            | 45,124  | 11,443           | 56,567            |
| Turner Valley, Municipal         | 29,828             | *****                                   | 2,764               | 8,778               | 13,532                        | 16,975    | 16,975         | 1,500         | 73,377  | 819              | 74,196            |
| Two Hills, Municipal             | 40,229             | *****                                   | 1,716               | 8,411               | 13,503                        | 6,312     | 6,312          | 70            | 17,171  | 8,552            | 25,723            |
| Vegreville, St. Joseph's General | 123,605            | 9,953                                   | 23,800              | 7,754               | 9,964                         | 31,632    | 35,482         | 1,201         | 243,331   | 22,828           | 266,159           |
| Vermilion, Municipal             | 47,912             | 3,969                                   | 3,066               | 9,204               | 16,848                        | 9,402     | 9,402          | 40            | 86,412  | 15,400           | 101,812           |
| Viking, Municipal                | 44,837             | 3,969                                   | 11,642              | 3,382               | 3,306                         | 16,680    | 6,945          | 90            | 70,771  | 13,763           | 84,534            |
| Vilna, Our Lady's                | 25,311             | 826                                     | 2,209               | 1,237               | 345                           | 5,845     | 6,305          | *****         | 42,078  | 3,778            | 45,856            |
| Vulcan, Municipal                | 43,290             | *****                                   | 3,392               | 14,140              | 10,468                        | 10,468    | 10,468         | 203           | 81,860  | 10,586           | 92,446            |
| Wainwright, Municipal            | 64,353             | 5,283                                   | 10,422              | 4,229               | 7,084                         | 12,350    | 12,350         | 453           | 125,609   | 15,417           | 141,026           |
| Westlock, Immaculata             | 103,285            | 5,531                                   | 7,988               | 3,578               | 6,052                         | 29,261    | 11,411         | 877           | 167,983   | 19,619           | 187,602           |
| Wetaskiwin, Community            | 32,738             | 5,600                                   | 8,906               | 4,551               | 3,529                         | 28,452    | 7,842          | 49            | 141,727   | 14,808           | 156,535           |
| Willington, General              | 82,055             | 5,080                                   | 1,812               | 1,567               | 894                           | 7,671     | 8,491          | 416           | 53,414  | 4,129            | 57,543            |
| TOTALS                           | 14,985,622         | 592,142                                 | 745,692             | 861,709             | 1,801,116                     | 3,378,328 | 1,590,551      | 50,298        | 24,005,469  | 1,329,605        | 25,335,074        |

\* Includes With Direct Expenditures, Professional Care of Patients

† Includes Drugs, Medicines and Prescriptions as well as direct expenditures on the professional care of patients

‡ Included with Medical, Surgical and Sterile Supplies

TABLE 12: REVENUE FOR OPERATING PURPOSES — 1955

| HOSPITALS                             | OPERATING REVENUE |                  |                          |                      |                        |                 |                         |                 |               |               |  | SURPLUS OR DEFICIT ON OPERATING REVENUE |                  | M.H.D. Contribution To Deficit | OVER OR UNDER REQUISITION TO BREAK EVEN |       |
|---------------------------------------|-------------------|------------------|--------------------------|----------------------|------------------------|-----------------|-------------------------|-----------------|---------------|---------------|--|---|------------------|--------------------------------|---|-------|
|                                       | General Services  | Special Services | Inpatient Gross Earnings | Inpatient Deductions | INPATIENT NET EARNINGS |                 | Net Outpatient Earnings | Grants Per Diem | Other Revenue | Total Revenue | (Including Capital Int. Deprec'n and M.H.D. Contribution to Deficit) |   | Capital Interest |                                | Over                                    | Under |
|                                       |                   |                  |                          |                      | Amount                 | Per Patient/Day |                         |                 |               |               | Surplus  | Deficit                                 |                  |                                |   |       |
|                                       |                   |                  |                          |                      |                        |                 |                         |                 |               |               |  |   |                  |                                |   |       |
| Atabaska, Municipal                   | 71,157            | 22,762           | 93,949                   | 18,771               | 75,178                 | 6.88            | 1,987                   | 14,809          | 778           | 92,752        | 9,944  | 4,649                                   | 7,000            | 7,593                          |   |       |
| Bath, Mineral Springs                 | 89,055            | 26,833           | 116,338                  | 2,788                | 113,550                | 9.88            | 10,556                  | 8,830           | 132,773       | 6,676         | .....  | .....                                   | .....            | 6,676                          |   |       |
| Barhead, St. Joseph's                 | 74,556            | 24,499           | 99,055                   | 12,501               | 86,554                 | 7.36            | 685                     | 16,003          | 133           | 103,238       | 13,304   | .....                                   | 6,675            | 6,629                          |   |       |
| Bassano, Municipal                    | 35,576            | 8,757            | 44,330                   | 188                  | 44,142                 | 7.51            | 1,229                   | 7,270           | 122           | 52,641        | 4,800  | 10,778                                  | .....            | 5,978                          |   |       |
| Beaveridge, Municipal                 | 21,037            | 6,215            | 27,632                   | 339                  | 25,693                 | 8.14            | 2,442                   | 4,569           | 137           | 33,920        | 6,220  | 1.88                                    | .....            | 5,885                          |   |       |
| Bentley, Municipal                    | 16,640            | 5,345            | 21,985                   | 336                  | 21,649                 | 7.96            | 790                     | 3,951           | 171           | 26,561        | 10,797   | 13,887                                  | 1.28             | 1,310                          |   |       |
| Berwyn, Municipal                     | 27,216            | 3,043            | 30,761                   | 783                  | 29,978                 | 6.80            | 478                     | 5,566           | 32            | 36,422        | 5,563  | 2,416                                   | 1,357            | 6,622                          |   |       |
| Blainmore, Crow's Nest Pass Municipal | 77,457            | 20,576           | 98,033                   | 1,960                | 96,073                 | 8.18            | 8,032                   | 12,794          | 4,348         | 121,147       | 14,926   | 30,258                                  | 8,601            | 6,731                          |   |       |
| Bonnyville, Katherine H. Prittie      | 17,702            | 2,714            | 20,416                   | 1,994                | 18,422                 | 6.33            | 588                     | 2,845           | 30            | 23,301        | 4,579  | .....                                   | .....            | 4,579                          |   |       |
| Bonnyville, St. Louis                 | 92,152            | 13,943           | 95,695                   | 1,502                | 94,193                 | 7.50            | 1,421                   | 13,197          | 197           | 108,558       | 3,136  | .....                                   | 8,204            | 5,068                          |   |       |
| Brooks, Municipal                     | 78,559            | 32,822           | 111,681                  | 6,933                | 104,746                | 8.62            | 3,783                   | 15,587          | 309           | 124,425       | 28,502   | 41,198                                  | 7,546            | .....                          |   |       |
| Calgary, Alberta Red Cross            | .....             | NOT AVAILABLE    | .....                    | .....                | .....                  | .....           | .....                   | .....           | .....         | .....         | .....  | .....                                   | .....            | .....                          |   |       |
| Calgary, General                      | 1,827,884         | 834,741          | 2,662,625                | 273,820              | 2,388,805              | 12.11           | 59,639                  | 271,330         | 25,000        | 2,744,774     | 70,946   | .....                                   | 704,946          | .....                          |   |       |
| Calgary, Holy Cross                   | 1,048,926         | 497,704          | 1,546,630                | 112,442              | 1,434,188              | 12.93           | 39,540                  | 155,726         | 55,528        | 1,684,982     | 15,226   | 6,018                                   | 9,208            | .....                          |   |       |
| Calgary, Salvation Army Grace         | 34,380            | 7,605            | 41,885                   | 6,156                | 36,729                 | 7.32            | .....                   | 10,486          | 20,981        | 68,196        | 5,537  | .....                                   | 5,537            | .....                          |   |       |
| Camrose, St. Mary's                   | 188,940           | 76,640           | 265,330                  | 21,932               | 243,198                | 9.67            | 3,191                   | 31,424          | 8,002         | 285,815       | 8,497  | .....                                   | 10,380           | 1,883                          |   |       |
| Cardston, Municipal                   | 46,659            | 11,108           | 57,767                   | 1,015                | 56,752                 | 7.47            | 4,162                   | 10,692          | 392           | 71,988        | 27,352   | 29,190                                  | .....            | 1,838                          |   |       |
| Castor, Our Lady of the Rosary        | 11,031            | 894              | 11,925                   | .....                | 11,925                 | 4.98            | 2,848                   | 3,030           | 134           | 17,937        | 19,186   | .....                                   | .....            | .....                          |   |       |
| Cereal, Municipal                     | 43,594            | 13,096           | 56,689                   | 2,356                | 54,333                 | 8.99            | .....                   | 8,871           | 1,640         | 64,844        | 7,222  | .....                                   | 2,002            | 7,222                          |   |       |
| Clareholm, Municipal                  | 18,060            | 3,968            | 21,428                   | 1,314                | 20,742                 | 7.41            | 970                     | 3,560           | 98            | 26,370        | 6,100  | 8,159                                   | 47               | 2,002                          |   |       |
| Coadvale, Community                   | 28,261            | 4,504            | 32,672                   | 2,427                | 29,260                 | 7.38            | 1,152                   | 11,963          | 1,568         | 36,943        | 2,614  | 15,023                                  | 1,046            | 11,373                         |   |       |
| Cold Lake, John Nedd                  | 38,264            | 13,456           | 51,717                   | 4,499                | 47,218                 | 12.58           | .....                   | 7,428           | 817           | 55,645        | 17,696   | .....                                   | .....            | 17,696                         |   |       |
| Consort, Municipal                    | 29,874            | 2,237            | 32,286                   | 3,501                | 21,485                 | 6.21            | 487                     | 6,381           | 7,401         | 35,754        | 534  | .....                                   | .....            | 534                            |   |       |
| Coronation, Municipal                 | 30,229            | 9,001            | 39,230                   | 1,933                | 36,905                 | 7.73            | 1,040                   | 5,808           | 550           | 44,303        | 1,631  | 5,233                                   | 1,179            | 2,423                          |   |       |
| Daysland, Providence                  | 41,827            | 19,719           | 61,546                   | 5,871                | 55,675                 | 8.07            | 270                     | 7,219           | .....         | 44,786        | 2,552  | 3,611                                   | .....            | 6,163                          |   |       |
| Desmarais, St. Martin's               | 15,634            | 1,620            | 17,254                   | 8,488                | 8,766                  | 3.27            | .....                   | 1,023           | 2,744         | 12,533        | .....  | .....                                   | .....            | 875                            |   |       |
| Edmonton, Municipal                   | 30,383            | 16,436           | 66,819                   | 4,567                | 61,912                 | 7.53            | 4,529                   | 10,787          | 1,170         | 78,398        | 8,919  | 21,125                                  | 2,581            | 9,625                          |   |       |
| Drumheller, Municipal                 | 153,431           | 38,816           | 192,247                  | 111,222              | 203,469                | 9.09            | 13,075                  | 29,165          | 120           | 245,829       | 23,502   | 6,800                                   | 8,000            | 30,462                         |   |       |
| Edkville, Municipal                   | 30,370            | 4,634            | 35,004                   | 14,855               | 39,859                 | 8.13            | 267                     | 6,444           | 1,113         | 47,683        | 1,488  | 16,105                                  | 2,377            | 12,240                         |   |       |
| Edmonton, General                     | 1,212,789         | 555,522          | 1,768,311                | 137,112              | 1,631,199              | 12.74           | 54,081                  | 150,897         | 47,529        | 1,883,706     | 190,383  | .....                                   | 96,654           | 93,739                         |   |       |
| Edmonton, Misericordia                | 921,053           | 440,372          | 1,361,425                | 113,248              | 1,248,177              | 11.83           | 15,670                  | 133,897         | 33,732        | 1,431,476     | 120,092  | 32,753                                  | 87,339           | .....                          |   |       |
| Edmonton, Royal Alexandra             | 1,620,789         | 856,407          | 2,467,196                | 273,357              | 2,377,239              | 12.94           | 9,253                   | 294,169         | 69,001        | 2,770,662     | 42,274   | 12,274                                  | 74,506           | 116,780                        |   |       |
| Edmonton, University                  | 2,724,797         | 855,707          | 3,580,504                | 342,979              | 3,237,525              | 13.56           | 163,618                 | 238,920         | 50,112        | 3,893,779     | 610,312  | .....                                   | .....            | 438,649                        |   |       |
| Edson, St. John's                     | 65,238            | 16,489           | 79,727                   | 5,721                | 74,006                 | 7.37            | 3,987                   | 11,781          | 468           | 90,242        | 9,111  | .....                                   | 9,111            | .....                          |   |       |
| Elk Point, Municipal                  | 93,603            | 29,663           | 126,166                  | 14,704               | 111,462                | 6.93            | 416                     | 18,707          | 444           | 131,029       | 14,347   | 12,060                                  | 6,403            | 20,002                         |   |       |
| Elmore, Municipal                     | 17,800            | 2,868            | 20,668                   | 1,215                | 20,883                 | 7.36            | 365                     | 3,901           | 97            | 25,246        | 5,364  | 12,485                                  | 1,660            | 5,461                          |   |       |
| Empress, Municipal                    | 23,244            | 4,469            | 27,743                   | 859                  | 26,891                 | 7.56            | 1,637                   | 3,556           | 4             | 30,114        | 9,636  | .....                                   | .....            | 3,627                          |   |       |
| Fairview, Municipal                   | 77,306            | 13,051           | 70,667                   | 4,177                | 66,180                 | 6.84            | 1,168                   | 12,902          | 300           | 80,550        | 8,363  | 11,089                                  | 2,160            | 12,292                         |   |       |
| Fort Macleod, Municipal               | 48,468            | 1,645            | 50,113                   | 2,126                | 47,987                 | 7.22            | .....                   | 8,308           | 11,758        | 68,053        | 22,950   | 32,467                                  | 315              | 9,202                          |   |       |
| Fort McMurray, St. Gabriel's          | 17,772            | 2,160            | 19,932                   | 3,262                | 16,670                 | 6.20            | 978                     | 5,846           | 227,527       | 51,021        | 16,138   | .....                                   | 2,938            | .....                          |   |       |
| Fort Vermilion, St. Theresa           | 74,312            | 14,834           | 89,146                   | 6,111                | 81,033                 | 6.25            | 2,406                   | 9,558           | 500           | 93,502        | 14,015   | .....                                   | 3,633            | 10,989                         |   |       |
| Galahad, St. Joseph's                 | 38,475            | 10,470           | 48,945                   | 1,266                | 46,371                 | 7.63            | 616                     | 11,253          | 1,410         | 59,913        | 3,442  | .....                                   | 7,878            | 4,436                          |   |       |
| Glendon, Municipal                    | 21,570            | 6,268            | 27,406                   | 1,817                | 25,589                 | 7.41            | 1,230                   | 4,835           | 803           | 32,457        | 8,414  | 12,692                                  | 2,847            | 14,292                         |   |       |
| Grande Prairie, Municipal             | 159,889           | 50,432           | 210,321                  | 12,729               | 197,592                | 7.58            | 16,646                  | 32,910          | 861           | 247,000       | 37,986   | 2,856                                   | 1,838            | 39,004                         |   |       |
| Hanna, Municipal                      | 78,779            | 22,885           | 101,664                  | 11,467               | 103,131                | 7.84            | 2,559                   | 17,400          | 981           | 124,071       | 2,571  | .....                                   | 2,669            | 98                             |   |       |
| Hardisty, St. Anne's                  | 45,137            | 9,391            | 54,528                   | 681                  | 53,847                 | 7.26            | 2,669                   | 9,619           | 90            | 66,225        | 9,103  | .....                                   | 949              | 8,154                          |   |       |
| High Prairie, Municipal               | 110,286           | 37,663           | 147,949                  | 41,535               | 106,414                | 3.98            | 6,550                   | 17,469          | 802           | 131,676       | 15,632   | 18,630                                  | 1,922            | 15,630                         |   |       |
| High River, Municipal                 | 31,507            | 6,268            | 37,406                   | 1,156                | 36,250                 | 7.96            | 3,412                   | 19,352          | 592           | 137,882       | 30   | 28,533                                  | 2,720            | 26,143                         |   |       |
| Innisfail, Municipal                  | 53,479            | 8,781            | 62,260                   | 14,276               | 66,535                 | 7.59            | 3,196                   | 11,691          | 970           | 82,392        | 3,913  | 15,574                                  | 2,720            | 13,661                         |   |       |

TABLE 12—Continued

| HOSPITALS                        | OPERATING REVENUE |                  |                          |                     |                        |                 |                      |                  |               |               | SURPLUS OR DEFICIT ON OPERATING REVENUE |           | M.F.D. Contribution To Deficit | OVER OR UNDER REQUISITION TO BREAK EVEN |           |         |
|----------------------------------|-------------------|------------------|--------------------------|---------------------|------------------------|-----------------|----------------------|------------------|---------------|---------------|---|-----------|--------------------------------|---|-----------|---------|
|                                  | General Services  | Special Services | Treatment Gross Earnings | Insident Deductions | INPATIENT NET EARNINGS |                 | Net without Earnings | Grosses Per Diem | Other Revenue | Total Revenue | Surplus Deficit                         |           |                                | Capital Interest                        | Over      | Under   |
|                                  |                   |                  |                          |                     | Amount                 | Per Patient Day |                      |                  |               |               | Surplus                                 | Deficit   |                                |   |           |         |
| Islay, Municipal                 | 20,675            | 4,060            | 24,735                   | 1,211               | 23,524                 | 6.94            | 492                  | 4,499            | 250           | 28,765        | 2,767                                   | 8,596     | 5,829                          |   |           |         |
| Jasper, Selen                    | 33,092            | 13,246           | 46,328                   | 1,486               | 44,842                 | 9.13            | 1,892                | 4,867            | 1,202         | 52,443        | 1,186                                   |           | 1,294                          | 2,480                                   |           |         |
| Killian, General                 | 47,560            | 15,742           | 63,302                   | 3,303               | 59,999                 | 7.50            | 4,779                | 10,378           | 5,374         | 80,530        | 4,920                                   |           | 7,864                          | 4,529                                   | 7,844     |         |
| Lac La Pêche, St. Catherine's    | 37,332            | 16,943           | 54,275                   | 1,298               | 52,977                 | 8.97            | 822                  | 11,757           | 81            | 71,294        | 23                                      | 732       | 27,670                         | 3,413                                   | 23,425    |         |
| Lacombe, Municipal               | 92,486            | 21,151           | 113,637                  | 12,399              | 101,238                | 7.97            | 822                  | 29,416           | 381           | 136,835       |   |           |                                |   |           |         |
| Lamont, Archer Memorial          | 167,192           | 42,843           | 210,035                  | 16,096              | 193,939                | 8.97            | 1,356                | 24,437           | 26,645        | 246,337       | 29,439                                  | 119,366   | 228,811                        | 2,265                                   | 27,174    |         |
| Lethbridge, Municipal            | 246,609           | 108,515          | 355,124                  | 23,657              | 329,467                | 11.05           | 16,708               | 43,040           | 21,944        | 410,559       |   |           |                                | 97,111                                  | 12,336    |         |
| Lethbridge, St. Michael's        | 468,507           | 211,953          | 680,462                  | 63,068              | 617,396                | 10.67           | 24,363               | 66,238           | 40,748        | 748,765       | 57,370                                  |           |                                | 14,519                                  | 42,851    |         |
| McLennan, Sacred Heart           | 95,963            | 25,292           | 121,255                  | 8,403               | 112,852                | 7.51            | 2,380                | 15,420           | 1,663         | 135,315       | 8,867                                   |           |                                | 13,006                                  | 4,139     |         |
| Mcgrath, Municipal               | 34,447            | 8,856            | 42,997                   | 1,074               | 41,923                 | 7.77            | 1,323                | 7,154            | 220           | 50,620        |   |           |                                | 16,683                                  | 3,263     |         |
| Manning, Municipal               | 22,711            | 3,755            | 26,466                   | 2,342               | 24,124                 | 6.55            | 1,442                | 10,742           | 1,832         | 38,140        | 6,46                                    | 8,212     | 4,144                          | 4,064                                   |           |         |
| Manville, Municipal              | 21,613            | 6,157            | 27,772                   | 761                 | 27,011                 | 7.31            | 1,168                | 5,104            | 80            | 33,863        | 7,676                                   |           |                                | 8,359                                   | 5,983     |         |
| Mayerthorpe, Municipal           | 65,765            | 21,192           | 86,957                   | 4,468               | 82,489                 | 8.71            | 3,218                | 12,442           | 1,338         | 95,487        | 258                                     | 12,807    | 3,587                          | 8,362                                   |           |         |
| Mundare, General                 | 318,397           | 94,835           | 413,232                  | 20,165              | 392,787                | 8.41            | 73                   | 10,983           | 46,652        | 490,477       | 20,481                                  |           |                                | 20,481                                  |           |         |
|                                  | 33,778            | 6,386            | 40,164                   | 951                 | 39,213                 | 7.74            | 1,523                | 6,157            | 80            | 46,943        | 3,234                                   |           |                                |   | 3,234     |         |
| Myram, Municipal                 | 28,547            | 10,513           | 39,060                   | 1,812               | 37,248                 | 8.23            | 1,789                | 6,100            | 280           | 45,427        | 12,202                                  |           |                                | 26,416                                  |           |         |
| Olea, Municipal                  | 63,734            | 19,327           | 83,266                   | 2,056               | 81,210                 | 8.08            | 3,407                | 12,940           | 562           | 96,119        | 4,450                                   |           |                                | 32,075                                  | 3,597     |         |
| Oyen, Municipal                  | 36,545            | 9,129            | 45,674                   | 1,039               | 44,635                 | 9.33            | 5,579                | 8,211            | 9,838         | 52,537        | 13,032                                  |           |                                | 6,192                                   | 14,028    |         |
| Peace River, Municipal           | 81,157            | 22,298           | 103,455                  | 5,347               | 98,016                 | 7.42            | 7,845                | 17,028           | 1,431         | 123,295       | 3,344                                   |           |                                | 12,541                                  | 2,015     |         |
|                                  | 62,971            | 13,037           | 76,008                   | 1,728               | 74,280                 | 6.29            | 1,350                | 10,749           | 160           | 87,594        |   |           |                                | 2,553                                   |           |         |
| Penoka, Municipal                | 72,429            | 27,298           | 99,557                   | 2,538               | 97,019                 | 8.31            | 7,528                | 15,248           | 4,079         | 118,585       |   |           |                                | 3,388                                   | 43,279    |         |
| Prosser, Municipal               | 42,887            | 14,144           | 57,031                   | 907                 | 56,124                 | 8.19            | 3,500                | 9,940            | 1,174         | 68,898        | 12,777                                  |           |                                | 7,694                                   | 32,266    |         |
| Radway, St. Joseph's             | 26,684            | 8,109            | 34,793                   | 2,262               | 32,531                 | 7.49            | 1,531                | 5,940            | 718           | 40,729        | 781                                     |           |                                | 2,800                                   | 781       |         |
| Raymond, Municipal               | 24,835            | 10,842           | 35,677                   | 1,328               | 34,349                 | 8.72            | 1,542                | 4,306            | 332           | 40,986        |   |           |                                | 9,012                                   | 14,437    |         |
| Red Deer, Municipal              | 205,514           | 71,676           | 277,190                  | 11,428              | 278,616                | 9.22            | 4,276                | 39,805           | 613           | 323,310       |   |           |                                | 9,957                                   | 73,129    |         |
|                                  |                   |                  |                          |                     |                        |                 |                      |                  |               |               |   |           |                                |   | 13,822    | 49,370  |
| Rimby, Municipal                 | 53,598            | 20,986           | 74,584                   | 4,382               | 68,202                 | 7.46            | 4,116                | 12,468           | 5             | 84,791        | 6,791                                   |           |                                | 27,996                                  | 4,340     |         |
| Rocky Mountain House, Municipal  | 78,768            | 14,158           | 92,926                   | 1,974               | 90,952                 | 7.86            | 1,496                | 9,374            | 914           | 102,736       | 9,424                                   |           |                                | 5,741                                   | 13,084    |         |
| Snowy Mts. George McDougall      | 17,631            | 4,144            | 21,775                   | 2,033               | 19,742                 | 7.38            | 1,959                | 3,954            | 7,984         | 33,122        | 2,622                                   |           |                                | 5,076                                   | 2,454     |         |
| Spirit River, Holy Cross         | 44,776            | 22,033           | 66,809                   | 5,641               | 61,168                 | 7.88            | 786                  | 10,203           | 48            | 98,515        | 9,036                                   |           |                                | 426                                     | 8,611     |         |
| St. Paul, St. Theresa            | 111,520           | 33,776           | 149,796                  | 13,432              | 136,364                | 8.08            | 3,800                | 19,894           | 400           | 160,478       | 14,480                                  |           |                                | 14,480                                  |           |         |
| Stettin, Municipal               | 103,176           | 28,812           | 130,938                  | 6,620               | 122,318                | 7.17            | 3,314                | 29,319           | 319           | 146,130       | 4                                       | 9,545     | 68,885                         | 4,194                                   | 55,146    |         |
| Taber, Municipal                 | 96,588            | 33,997           | 130,585                  | 11,233              | 119,352                | 7.97            | 3,177                | 16,800           | 1,147         | 146,453       | 7,243                                   |           |                                | 76,369                                  | 11,310    |         |
| Three Hills, Municipal           | 29,309            | 9,608            | 39,117                   | 1,024               | 38,093                 | 8.00            | 2,111                | 6,608            | 388           | 47,210        | 10,179                                  |           |                                | 25,022                                  | 2,803     |         |
| Tofield, Municipal               | 48,520            | 17,588           | 66,108                   | 2,525               | 63,583                 | 7.63            | 1,693                | 6,306            | 638           | 76,093        | 7,315                                   |           |                                | 10,681                                  | 3,462     |         |
| Trochu, St. Mary's               | 31,736            | 5,660            | 37,696                   | 74                  | 37,622                 | 7.92            | 2,030                | 6,201            | 940           | 46,453        | 1,319                                   |           |                                | 1,313                                   |           |         |
| Turner Valley, Municipal         | 41,186            | 10,401           | 51,587                   | 2,305               | 49,282                 | 7.71            | 1,104                | 6,790            | 1,472         | 58,653        | 14,724                                  |           |                                | 19,880                                  | 322       |         |
| Two Hills, Municipal             | 49,232            | 15,978           | 64,210                   | 3,327               | 60,883                 | 7.82            | 2,515                | 10,529           | 851           | 74,778        | 4,607                                   |           |                                | 12,021                                  | 3,430     |         |
| Vegreville, St. Joseph's General | 347,302           | 62,293           | 409,595                  | 21,025              | 188,660                | 8.02            | 7,632                | 20,514           | 3,649         | 226,445       | 16,946                                  |           |                                | 1,530                                   | 18,257    |         |
| Vermilion, Municipal             | 63,950            | 12,882           | 76,832                   | 3,700               | 73,132                 | 7.31            | 4,068                | 12,938           | 655           | 93,991        | 7,579                                   |           |                                | 28,447                                  | 3,311     |         |
| Viking, Municipal                | 53,065            | 22,047           | 75,112                   | 9,110               | 65,993                 | 7.68            | 6,696                | 11,712           | 395           | 84,796        | 5,975                                   |           |                                | 19,740                                  | 28,496    |         |
| Vilna, Our Lady's                | 21,461            | 3,408            | 28,669                   | 411                 | 28,458                 | 7.49            | 2,316                | 3,856            | 67            | 34,697        | 7,440                                   | 7,381     |                                |   |           |         |
| Wainwright, Municipal            | 65,411            | 17,260           | 82,671                   | 973                 | 81,698                 | 7.37            | 3,077                | 15,801           | 1,147         | 106,453       | 11,471                                  |           |                                | 16,611                                  | 1,867     |         |
| Wainwright, St. Joseph's         | 39,953            | 39,214           | 130,307                  | 20,877              | 109,430                | 7.47            | 7,886                | 17,957           | 707           | 136,780       | 5,493                                   |           |                                | 10,844                                  | 16,148    |         |
| Wetaskiwin, Community            | 49,424            | 22,455           | 71,879                   | 16,221              | 55,658                 | 7.51            | 2,330                | 28,347           | 785           | 194,226       | 26,243                                  |           |                                | 9,124                                   | 17,119    |         |
| Wetaskiwin, Community            | 106,763           | 29,773           | 136,536                  | 8,081               | 128,455                | 8.08            | 1,528                | 22,021           | 1,138         | 163,028       | 19,208                                  |           |                                | 19,208                                  | 19,208    |         |
| Willingdon, General              | 38,538            | 10,096           | 48,635                   | 3,291               | 45,344                 | 7.59            | 2,512                | 8,198            | 646           | 56,516        | 3,102                                   |           |                                |   | 3,102     |         |
| TOTALS                           | 15,760,454        | 5,998,389        | 21,718,843               | 1,759,770           | 19,959,073             | 10.39           | 691,189              | 2,331,801        | 784,869       | 23,786,932    | 1,390,116                               | 1,277,566 | 1,236,886                      | 735,678                                 | 1,546,307 | 932,549 |

\* Not included in Cross Earnings

† In these cases adjustments in the financial statements of the hospitals concerned provided an addition to, rather than deductions from gross earnings



TABLE 13: AVERAGE COSTS OF HOSPITAL EXPENDITURE ITEMS

| HOSPITAL                          | Administration | Nursing | Pharmacy Per Patient Day | Medical Surgical Per Patient Day | Laboratory | Food | Laundry Per Patient Day | Bedding and Linen Per Patient Day | Housekeeping Per Patient Day | Physical Patient Per Patient Day | Hours Worked Per Patient Day | Cost Salaries Per Patient Day | Depreciation Cost Per Patient Day | % Bad Debts To Gross Earnings | Net Profit Or Loss | Per Patient Day Cost Excluding Depreciation and Cap. Int. | Outpatient Visit (Net) | Outpatient Visits |
|-----------------------------------|----------------|---------|--------------------------|----------------------------------|------------|------|-------------------------|-----------------------------------|------------------------------|----------------------------------|------------------------------|-------------------------------|-----------------------------------|-------------------------------|--------------------|---|------------------------|-------------------|
| Athabasca, Municipal              | 1.05           | 2.72    | 0.4                      | 0.4                              | .52        | .25  | .22                     | .19                               | .49                          | .93                              | 3.99                         | .94                           | 7.58                              | —                             | 2.686              | 3.43  | 579                    |                   |
| Banff Mineral Springs             | 1.29           | 2.56    | 0.8                      | 0.17                             | .48        | .27  | .27                     | .09                               | .82                          | 1.44                             | 9.2                          | 6.92                          | 10.97                             | —                             | 6.482              | 3.50  | 1,252                  |                   |
| Barhead, St. Joseph's             | .97            | 2.00    | .59                      | .28                              | .31        | .19  | .31                     | .18                               | .32                          | .87                              | 6.6                          | 4.83                          | 7.66                              | 7.4                           | 3.284              | 3.55  | 193                    |                   |
| Bassano, Municipal                | 1.26           | 2.59    | .80                      | .17                              | .26        | .26  | .50                     | .21                               | .47                          | 1.32                             | 6.5                          | 4.7                           | 9.77                              | 4.0                           | 2.970              | 3.30  | 373                    |                   |
| Beaverlodge, Municipal            | .85            | 3.21    | .58                      | .47                              | .29        | .33  | .04                     | .42                               | .42                          | 1.50                             | 7.9                          | 5.47                          | 10.27                             | 2.0                           | 4.735              | 4.45  | 549                    |                   |
| Bentley, Municipal                | 2.18           | 4.69    | .67                      | .15                              | .50        | .34  | .41                     | .06                               | .45                          | 1.59                             | 7.72                         | 2.49                          | 5.478                             | —                             | 5.478              | 13.34   | 148                    |                   |
| Bevins, Municipal                 | 1.34           | 1.53    | .23                      | .37                              | .30        | .18  | .28                     | .10                               | .43                          | 1.51                             | 4.6                          | 1.99                          | 7.00                              | 1.6                           | 2.134              | 2.09  | 229                    |                   |
| Blainville, Crow's Nest Pass Mun. | 1.26           | 2.74    | .59                      | .26                              | .15        | .39  | .37                     | .15                               | .49                          | 1.96                             | 8.1                          | 7.16                          | 11.58                             | —                             | 10.868             | 6.27  | 1,282                  |                   |
| Bonnyville, Katherine H. Frittle  | .90            | 2.98    | .53                      | .06                              | .38        | .06  | .38                     | .06                               | .59                          | 1.93                             | 5.15                         | .91                           | 8.84                              | 7.3                           | 1.938              | 3.87  | 152                    |                   |
| Bonnyville, St. Louis             | 1.92           | 1.92    | .35                      | .22                              | .28        | .28  | .66                     | .43                               | .77                          | 1.14                             | 7.3                          | 5.36                          | 8.43                              | 2.1                           | 14.816             | 8.43  | 601                    |                   |
| Brecks, Municipal                 | 1.02           | 4.28    | 1.52                     | .54                              | ..         | ..   | .66                     | .10                               | .63                          | 1.00                             | 9.0                          | 6.95                          | 12.58                             | —                             | 4.554              | 6.29  | 601                    |                   |
| Calgary, Alberta Red Cross        | Not Available  | ..      | ..                       | ..                               | ..         | ..   | ..                      | ..                                | ..                           | ..                               | ..                           | ..                            | ..                                | ..                            | ..                 | ..  | ..                     |                   |
| Calgary, General                  | 1.49           | 7.15    | .61                      | .64                              | .31        | .20  | .59                     | .27                               | 1.19                         | 1.06                             | 10.3                         | 12.83                         | 10.70                             | 7.0                           | 704.945            | 4.00  | 14,888                 |                   |
| Calgary, Holy Cross               | 1.60           | 4.13    | .94                      | ..                               | ..         | ..   | ..                      | ..                                | ..                           | ..                               | 10.08                        | ..                            | 15.08                             | 2.7                           | 91.591             | 5.26  | 7,523                  |                   |
| Calgary, Salvation Army Grace     | ..             | ..      | ..                       | ..                               | ..         | ..   | ..                      | ..                                | ..                           | ..                               | 7.5                          | 6.54                          | 12.40                             | ..                            | 7.383              | ..  | ..                     |                   |
| Camrose, St. Mary's               | 1.03           | 3.94    | .66                      | .18                              | .40        | .18  | .37                     | .18                               | .68                          | 1.19                             | 9.9                          | 7.35                          | 11.02                             | —                             | 26.814             | 2.96  | 1,079                  |                   |
| Cardston, Municipal               | 1.35           | 3.54    | 1.33                     | .50                              | .44        | .23  | .56                     | .18                               | .28                          | 1.45                             | 8.3                          | 6.66                          | 13.08                             | 0.5                           | 1.859              | 3.48  | 1,197                  |                   |
| Carleton Place, Little Bow        | 2.03           | 4.32    | ..                       | ..                               | ..         | ..   | ..                      | ..                                | ..                           | ..                               | 8.5                          | 8.01                          | 15.50                             | ..                            | 15.50              | 3.28  | 869                    |                   |
| Castor, Our Lady of the Rosary    | .80            | 2.22    | .48                      | .26                              | .65        | .04  | .65                     | .04                               | 1.29                         | 1.81                             | 10.2                         | 6.16                          | 10.73                             | 1.0                           | 10.033             | 10.73   | 110                    |                   |
| Cereal, Municipal                 | 1.48           | 3.54    | .83                      | .08                              | .45        | .42  | .77                     | .10                               | .61                          | 1.02                             | 7.7                          | 7.75                          | 11.06                             | ..                            | 209                | 8.82  | 110                    |                   |
| Charlevoix, Municipal             | .90            | 2.77    | ..                       | ..                               | ..         | ..   | ..                      | ..                                | ..                           | ..                               | 5.33                         | ..                            | 9.27                              | ..                            | 5.354              | ..  | ..                     |                   |
| Cheriton, Community               | 1.14           | 3.76    | .32                      | .24                              | ..         | .16  | .27                     | .47                               | .04                          | .56                              | 6.3                          | 3.28                          | 6.61                              | ..                            | 13.024             | 4.84  | 260                    |                   |
| Cold Lake, John Neil              | ..             | ..      | ..                       | ..                               | ..         | ..   | ..                      | ..                                | ..                           | ..                               | 9.9                          | 6.53                          | 10.19                             | 11.1                          | 436                | 3.27  | 149                    |                   |
| Consort, Municipal                | .72            | 3.33    | .76                      | 1.4                              | .02        | .32  | .22                     | .01                               | .32                          | 1.46                             | 7.4                          | 5.06                          | 9.62                              | ..                            | 9.62               | 2.66  | 391                    |                   |
| Coronation, Municipal             | ..             | ..      | ..                       | ..                               | ..         | ..   | ..                      | ..                                | ..                           | ..                               | ..                           | 4.42                          | 8.01                              | ..                            | 8.01               | 7.30  | 37                     |                   |
| Daysland, Providence              | .88            | 2.38    | .63                      | .17                              | ..         | ..   | .68                     | .14                               | .36                          | 1.11                             | 5.59                         | 1.30                          | 7.796                             | ..                            | 7.796              | 9.56  | 484                    |                   |
| Deerbrook, St. Martin's           | 1.21           | 3.2     | 1.38                     | .82                              | ..         | .41  | .10                     | .07                               | .01                          | .37                              | 3.2                          | 1.44                          | 11.97                             | ..                            | 1.731              | 4.27  | 1,060                  |                   |
| Deerhurst, Municipal              | 1.66           | 1.54    | ..                       | ..                               | ..         | ..   | .25                     | .16                               | .51                          | 1.58                             | 7.6                          | 4.94                          | 9.7                               | 6.2                           | 51.527             | 6.12  | 2,138                  |                   |
| Drumheller, Municipal             | 1.15           | 3.71    | .50                      | .54                              | ..         | ..   | .42                     | .22                               | .72                          | 1.61                             | 9.5                          | 7.21                          | 13.04                             | ..                            | 3.190              | 1.44  | 186                    |                   |
| Drumville, Municipal              | ..             | ..      | ..                       | ..                               | ..         | .37  | ..                      | ..                                | ..                           | ..                               | 10.0                         | 1.85                          | 10.03                             | ..                            | 10.03              | ..  | ..                     |                   |
| Edmonton, General                 | 1.29           | 3.27    | .70                      | .50                              | .38        | .24  | .32                     | .12                               | .55                          | 1.66                             | 9.2                          | 1.21                          | 13.23                             | ..                            | 59.964             | 3.96  | 13,658                 |                   |
| Edmonton, Misericordia            | 1.47           | 3.72    | .70                      | .17                              | ..         | ..   | .34                     | .22                               | .98                          | 1.25                             | 15.5                         | 8.01                          | 11.71                             | 2.8                           | 6.371              | 12.43   | 3,31                   |                   |
| Edmonton, Royal Alexandra         | 1.65           | 4.59    | .19                      | .16                              | .24        | .27  | .40                     | .23                               | 1.37                         | 1.65                             | 9.0                          | 8.90                          | 14.61                             | ..                            | 177.675            | 5.05  | 17,876                 |                   |
| Edmonton, University              | 1.51           | 4.52    | .76                      | .74                              | ..         | ..   | .35                     | .20                               | .64                          | 1.09                             | 10.0                         | 4.99                          | 13.75                             | 3.2                           | 364.799            | 2.93  | 55,895                 |                   |
| Edson, St. John's                 | 1.12           | 2.17    | .28                      | .11                              | .22        | .21  | .37                     | .17                               | .42                          | 1.22                             | 6.4                          | 1.60                          | 8.08                              | ..                            | 3.093              | 6.26  | 637                    |                   |
| Elk Point, Municipal              | .87            | 2.47    | .42                      | .12                              | .08        | .22  | .27                     | .11                               | .36                          | 1.03                             | 5.5                          | 4.12                          | 11.7                              | ..                            | 5.957              | .58   | 721                    |                   |
| Elmora, Municipal                 | 1.68           | 3.90    | .50                      | .37                              | .19        | .36  | .61                     | .09                               | .54                          | 1.44                             | 8.1                          | 1.41                          | 10.79                             | ..                            | 1.466              | 10.79   | 2,31                   |                   |
| Empress, Municipal                | 1.92           | 3.93    | .47                      | .34                              | .29        | .33  | .65                     | .28                               | .71                          | 1.73                             | 11.1                         | 7.05                          | 12.44                             | 2.1                           | 7.4                | 1.89  | 900                    |                   |
| Fairview, Municipal               | .78            | 1.64    | .39                      | .36                              | ..         | ..   | .26                     | .22                               | .45                          | 1.04                             | 5.2                          | 3.87                          | 6.394                             | ..                            | 6.394              | 7.46  | 520                    |                   |
| Fort Macleod, Municipal           | 1.01           | 4.42    | ..                       | ..                               | ..         | ..   | .33                     | .14                               | 1.01                         | 1.68                             | ..                           | 7.52                          | 13.69                             | ..                            | 13.69              | ..  | ..                     |                   |
| Fort McMurray, St. Gabriel's      | 3.84           | 4.34    | .41                      | .11                              | ..         | .29  | 1.33                    | .08                               | .06                          | 2.70                             | 19.3                         | 18.75                         | 24.99                             | ..                            | 25.296             | 4.70  | 208                    |                   |
| Fort Vermilion, St. Theresa       | 4.7            | 8.2     | .09                      | .01                              | .64        | .27  | 1.1                     | .13                               | .57                          | 1.15                             | 4.7                          | 3.25                          | 7.15                              | 10.8                          | 6.13               | 3.36  | 716                    |                   |
| Galahad, St. Joseph's             | 1.06           | 1.37    | .39                      | .20                              | .28        | .27  | .71                     | .18                               | .52                          | 1.78                             | 7.1                          | 4.46                          | 8.81                              | ..                            | 13.440             | .98   | 929                    |                   |
| Glendon, Municipal                | 1.96           | 3.60    | .71                      | .23                              | .48        | .11  | .36                     | 1.65                              | 10.0                         | 6.23                             | 1.74                         | 2.7                           | 4.591                             | ..                            | 4.591              | 11.84   | 329                    |                   |
| Grande Prairie, Municipal         | .81            | 2.45    | .39                      | .20                              | .32        | .28  | .18                     | .11                               | .56                          | .91                              | 5.0                          | 4.24                          | 8.02                              | ..                            | 22.513             | 5.38  | 2,906                  |                   |
| Hanna, Municipal                  | .82            | 2.56    | .43                      | .61                              | .46        | .32  | .23                     | .14                               | .39                          | 1.27                             | 6.1                          | 4.86                          | 9.24                              | 2.3                           | 1.686              | 9.24  | 4,82                   |                   |
| Hardisty, St. Anne's              | 1.17           | 1.58    | .41                      | .13                              | ..         | .32  | .26                     | .51                               | .98                          | 5.6                              | 4.23                         | .74                           | 7.71                              | 2.4                           | 2.692              | 7.71  | 4,52                   |                   |
| High Prairie, Providence          | .74            | 2.26    | .02                      | .06                              | .28        | .26  | .27                     | .13                               | .42                          | .76                              | 5.9                          | 3.93                          | 6.51                              | ..                            | 9.414              | 6.51  | 2,267                  |                   |
| High River, Municipal             | .78            | 3.13    | .64                      | .21                              | .42        | .33  | .31                     | .13                               | .53                          | .85                              | 7.8                          | 4.93                          | 20.805                            | ..                            | 20.805             | 3.74  | 913                    |                   |
| Innisfail, Municipal              | 1.06           | 2.60    | .12                      | .87                              | ..         | ..   | .55                     | .14                               | .40                          | 1.57                             | 1.57                         | 4.93                          | 9.63                              | ..                            | 6.277              | 9.63  | 612                    |                   |

TABLE 13: AVERAGE COSTS OF HOSPITAL EXPENDITURE ITEMS

| HOSPITAL                        | Administration | Nursing            | Pharmacy           | Medical                     | Laboratory      | Food               | Laundry            | Bedding and<br>Linen | Housekeeping       | Physical<br>Patient Day | Hours Worked<br>Per Patient<br>Day | Cost Salaries<br>Per Patient<br>Day | Depreciation<br>Cost Per<br>Patient Day | % Bad Debts<br>To Earnings | Net Profit<br>Or Loss | Per Patient Day<br>Cost Excluding<br>Depreciation<br>and Cap. Int. | Earnings Per<br>Visit (Net) | Outpatient<br>Visits |
|---------------------------------|----------------|--------------------|--------------------|-----------------------------|-----------------|--------------------|--------------------|----------------------|--------------------|-------------------------|------------------------------------|-------------------------------------|---|----------------------------|-----------------------|--|-----------------------------|----------------------|
|                                 | Cost           | Per Patient<br>Day | Per Patient<br>Day | Surgical<br>Per Day Patient | Per Day Patient | Per Patient<br>Day | Per Patient<br>Day | Per Patient<br>Day   | Per Patient<br>Day | Per Patient<br>Day      | Per Patient<br>Day                 | Per Patient<br>Day                  | Per Patient<br>Day                      | Per Patient<br>Day         | Per Patient<br>Day    | Per Patient<br>Day   | Per Patient<br>Day          | Per Patient<br>Day   |
| Islay                           | 1.21           | 1.56               | 62                 | 25                          | 14              | 95                 | 39                 | 18                   | 37                 | 1.32                    | 7.2                                | 6.2                                 | 56                                      | 0.1                        | +                     | 9.31   | 4.51                        | 109                  |
| Jasper                          | 1.71           | 2.57               | 80                 | 29                          | 34              | 22                 | 53                 | 13                   | 47                 | 1.82                    | 8.0                                | 6.0                                 | 123                                     | 1.2                        | +                     | 9.64   | 4.51                        | 63                   |
| Killam                          | 1.04           | 2.96               | 80                 | 30                          | 34              | 26                 | 39                 | 13                   | 45                 | 1.39                    | 8.2                                | 6.0                                 | 123                                     | 1.2                        | +                     | 9.74   | 4.66                        | 1,023                |
| Lac La Poudre St. Catherine's   | 1.99           | 3.33               | 33                 | 26                          | 28              | 36                 | 39                 | 16                   | 42                 | 2.19                    | 6.6                                | 4.2                                 | 78                                      | 0.5                        | +                     | 9.51   | 3.64                        | 283                  |
| Lacombe, Municipal              | 94             | 3.47               | 38                 | 11                          | 37              | 26                 | 37                 | 16                   | 45                 | 9.3                     | 8.6                                | 5.94                                | .80                                     | 1.2                        | +                     | 11.774   | 2.81                        | 283                  |
| Lacombe, Municipal              | 1.37           | 1.81               | 35                 | 12                          | 24              | 28                 | 35                 | 11                   | 55                 | 1.70                    | 9.9                                | 5.36                                | .69                                     | 7.2                        | +                     | 12.335   | 10.03                       | 4,451                |
| Lacombe, Municipal              | 2.24           | 4.95               | 68                 | 17                          | 35              | 28                 | 51                 | 19                   | 123                | 1.28                    | 12.4                               | 12.10                               | 2.04                                    | 4.6                        | +                     | 48.316   | 17.78                       | 3,642                |
| Lethbridge, Municipal           | 1.12           | 3.44               | 53                 | 54                          | 35              | 26                 | 42                 | 07                   | 49                 | 3.3                     | 7.8                                | 6.90                                | .93                                     | 4.6                        | +                     | 18.563   | 1.95                        | 422                  |
| McLennan, Sacred Heart          | 1.13           | 1.88               | 69                 | 24                          | 22              | 20                 | 23                 | 11                   | 94                 | 2.24                    | 6.4                                | 6.53                                | .98                                     | 4.7                        | +                     | 8.563  | 6.11                        | 288                  |
| Magrath, Municipal              | 1.09           | 3.03               | 72                 | 19                          | 31              | 26                 | 24                 | 11                   | 83                 | 1.51                    | 7.5                                | 5.36                                | 1.23                                    | 1.4                        | +                     | 6.059  | 9.79                        | 288                  |
| Manning, Municipal              | 1.14           | 3.88               | 44                 | 25                          | 32              | 31                 | 46                 | 08                   | 94                 | 1.47                    | 13.0                               | 5.89                                | 1.80                                    | 1.9                        | +                     | 2.638  | 10.37                       | 386                  |
| Manville, Municipal             | 1.76           | 2.67               | 32                 | 46                          | 32              | 50                 | 03                 | 92                   | 92                 | 1.09                    | 7.0                                | 5.20                                | .84                                     | 1.0                        | +                     | 1.547  | 10.53                       | 386                  |
| Mayrathorpe, Municipal          | 1.31           | 3.27               | 68                 | 41                          | 36              | 27                 | 61                 | 28                   | 136                | 1.36                    | 4.6                                | 6.07                                | .19                                     | 2.9                        | +                     | 12.450   | 11.26                       | 1,246                |
| Medicine Hat, General           | 1.31           | 2.72               | 23                 | 16                          | 14              | 24                 | 66                 | 13                   | 52                 | .98                     | 6.0                                | 6.93                                | .64                                     | 3.7                        | +                     | 8.63   | 1.79                        | 42                   |
| Mundare, General                | 1.03           | 2.58               | 71                 | 21                          | 31              | 31                 | 46                 | 19                   | 46                 | 1.56                    | 7.1                                | 5.52                                | .50                                     | 3.5                        | +                     | 1.549  | 12.73                       | 852                  |
| Myrnam, Municipal               | 1.01           | 2.38               | 45                 | 13                          | 34              | 24                 | 38                 | 12                   | 31                 | 1.58                    | 6.5                                | 4.67                                | .93                                     | 5.7                        | +                     | 19.885   | 10.21                       | 1,471                |
| Oyen, Municipal                 | 1.10           | 1.50               | 30                 | 16                          | 29              | 18                 | 40                 | 05                   | 33                 | 1.97                    | 5.8                                | 3.71                                | 1.15                                    | 3.5                        | +                     | 9.059  | 10.78                       | 716                  |
| Peace River, Municipal          | 1.16           | 3.57               | 71                 | 30                          | 40              | 40                 | 40                 | 05                   | 79                 | 1.30                    | 8.8                                | 6.27                                | 1.68                                    | 2.2                        | +                     | 4.254  | 2.28                        | 807                  |
| Pincher Creek, St. Vincent's    | 1.34           | 3.52               | 74                 | 23                          | 18              | 31                 | 34                 | 16                   | 58                 | 1.94                    | 8.3                                | 6.40                                | 1.10                                    | 1.5                        | +                     | 1.763  | 3.14                        | 695                  |
| Ponoka, Municipal               | 1.25           | 1.95               | 67                 | 07                          | 43              | 20                 | 40                 | 10                   | 65                 | 1.43                    | 7.8                                | 5.47                                | .85                                     | 4.8                        | +                     | 11.919   | 4.41                        | 473                  |
| Provost, Municipal              | 1.89           | 3.35               | 110                | 20                          | 75              | 30                 | 64                 | 15                   | 43                 | 1.93                    | 9.2                                | 6.17                                | .64                                     | 1.0                        | +                     | 11.631   | 9.19                        | 738                  |
| Radway, St. Joseph's            | 89             | 3.74               | 41                 | 18                          | 21              | 26                 | 29                 | 22                   | 57                 | 1.25                    | 7.9                                | 6.69                                | .93                                     | 1.7                        | +                     | 12.663   | 3.52                        | 438                  |
| Raymond, Municipal              | 98             | 2.04               | 66                 | 72                          | 63              | 34                 | 29                 | 24                   | 64                 | 1.78                    | 6.0                                | 4.21                                | .99                                     | 8.5                        | +                     | 21.389   | 11.03                       | 438                  |
| Red Deer, Municipal             | 1.08           | 1.99               | 49                 | 19                          | 35              | 23                 | 32                 | 14                   | 37                 | 1.38                    | 6.5                                | 4.06                                | 1.49                                    | 8.5                        | +                     | 8.825  | 10.01                       | 776                  |
| Rimby, Municipal                | 1.88           | 4.51               | 36                 | 34                          | 15              | 28                 | 53                 | 07                   | 118                | 1.92                    | 10.4                               | 8.33                                | 1.18                                    | 2.1                        | +                     | 1.755  | 8.17                        | 414                  |
| Rocky Mountain House, Municipal | 1.52           | 1.03               | 44                 | 20                          | 25              | 20                 | 28                 | 35                   | 65                 | 1.04                    | 5.7                                | 3.82                                | 2.26                                    | 4.9                        | +                     | 13.19  | 5.42                        | 118                  |
| Smoky Lake, George McDougall    | 1.09           | 2.61               | 41                 | 18                          | 21              | 26                 | 29                 | 22                   | 58                 | .75                     | 8.3                                | 5.64                                | .71                                     | 2.4                        | +                     | 7.86   | 4.23                        | 188                  |
| Spirit River, Holy Cross        | 81             | 2.90               | 66                 | 32                          | 60              | 21                 | 50                 | 02                   | 97                 | 8.3                     | 9.2                                | 4.94                                | .56                                     | 3.2                        | +                     | 8.65   | 2.85                        | 836                  |
| St. Paul, St. Theresa           | 1.25           | 4.50               | 75                 | 87                          | 40              | 39                 | 34                 | 15                   | 43                 | 1.39                    | 9.0                                | 7.45                                | 1.56                                    | 0.9                        | +                     | 12.52  | 4.55                        | 452                  |
| Stettler, Municipal             | 1.29           | 3.74               | 27                 | 75                          | 43              | 20                 | 66                 | 20                   | 66                 | 1.82                    | 11.6                               | 7.28                                | 2.12                                    | 2.4                        | +                     | 6.254  | 6.23                        | 830                  |
| Taber, Municipal                | 1.18           | 1.74               | 68                 | 62                          | 22              | 40                 | 42                 | 17                   | 85                 | 1.90                    | 6.3                                | 4.42                                | 1.01                                    | 1.2                        | +                     | 12.682   | 5.96                        | 354                  |
| Three Hills, Municipal          | 1.85           | 1.78               | 02                 | 02                          | 09              | 30                 | 49                 | 25                   | 64                 | 1.81                    | 8.5                                | 5.67                                | 2.41                                    | 0.7                        | +                     | 6.722  | 9.21                        | 471                  |
| Tofield, Municipal              | 1.40           | 2.71               | 19                 | 36                          | 24              | 16                 | 52                 | 26                   | 64                 | 2.66                    | 6.9                                | 4.67                                | 1.13                                    | 1.5                        | +                     | 11.48  | 3.66                        | 555                  |
| Trochu, St. Mary's              | 1.39           | 2.35               | 1.01               | 40                          | 22              | 33                 | 39                 | 42                   | 64                 | 2.00                    | 10.8                               | 5.91                                | 1.09                                    | 6.1                        | +                     | 4.646  | 11.48                       | 445                  |
| Turner Valley, Municipal        | 1.19           | 3.54               | 1.37               | 50                          | 26              | 28                 | 28                 | 48                   | 57                 | 1.00                    | 8.3                                | 4.63                                | 1.49                                    | 2.6                        | +                     | 13.087   | 5.32                        | 470                  |
| Two Hills, Municipal            | 1.52           | 2.22               | 65                 | 22                          | 26              | 22                 | 42                 | 02                   | 42                 | 1.00                    | 11.3                               | 5.22                                | 1.60                                    | 1.7                        | +                     | 10.562   | 10.56                       | 1,492                |
| Vegreville, St. Joseph's        | 1.16           | 1.96               | 66                 | 34                          | 11              | 19                 | 15                 | 19                   | 19                 | 1.57                    | 7.1                                | 4.86                                | 1.19                                    | 1.0                        | +                     | 9.807  | 4.81                        | 1,375                |
| Vermilion, Municipal            | 1.73           | 2.30               | 66                 | 23                          | 25              | 22                 | 16                 | 11                   | 69                 | 1.10                    | 6.1                                | 4.39                                | 1.05                                    | 11.9                       | +                     | 9.807  | 8.18                        | 482                  |
| Viking, Municipal               | 96             | 1.97               | 46                 | 16                          | 19              | 20                 | 29                 | 31                   | 56                 | .73                     | 6.6                                | 4.77                                | 91                                      | 7.8                        | +                     | 8.57   | 4.68                        | 1,685                |
| Vilna, Our Lady's               | 78             | 3.35               | 48                 | 24                          | 20              | 25                 | 29                 | 25                   | 26                 | .76                     | 6.4                                | 5.02                                | .90                                     | 6.2                        | +                     | 2.490  | 7.76                        | 641                  |
| Vulcan, Municipal               | 1.35           | 2.39               | 33                 | 16                          | 28              | 20                 | 62                 | 05                   | 18                 | 1.59                    | 7.0                                | 5.25                                | .68                                     | 6.2                        | +                     | 8.59   | 4.74                        | 436                  |
| Wainwright, Municipal           | 1.01           | 1.35               | 28                 | 16                          | 14              | 20                 | 25                 | 29                   | 25                 | 1.59                    | 7.0                                | 5.25                                | .68                                     | 6.2                        | +                     | 8.59   | 4.74                        | 436                  |
| Westlock, Immaculate            | 1.01           | 1.35               | 28                 | 16                          | 14              | 20                 | 25                 | 29                   | 25                 | 1.59                    | 7.0                                | 5.25                                | .68                                     | 6.2                        | +                     | 8.59   | 4.74                        | 436                  |
| Wetaskiwin, Community           | 1.01           | 1.35               | 28                 | 16                          | 14              | 20                 | 25                 | 29                   | 25                 | 1.59                    | 7.0                                | 5.25                                | .68                                     | 6.2                        | +                     | 8.59   | 4.74                        | 436                  |
| Willingdon, General             | 1.35           | 2.39               | 33                 | 16                          | 28              | 20                 | 62                 | 05                   | 18                 | 1.59                    | 7.0                                | 5.25                                | .68                                     | 6.2                        | +                     | 8.59   | 4.74                        | 1,254                |

\* Incomplete total

TABLE 14: GRANTS AND PAYMENTS TO APPROVED HOSPITALS — 1955

| APPROVED HOSPITALS                  | PER DIEM GRANT |                |            | EXTRA PER DIEM GRANT |           |        | MATERNITY BENEFITS |       |                 |            |              | PENSION BENEFITS |        |                  |              |               |
|-------------------------------------|----------------|----------------|------------|----------------------|-----------|--------|--------------------|-------|-----------------|------------|--------------|------------------|--------|------------------|--------------|---------------|
|                                     | Grant Days     | Non-Grant Days | Amount     | Days                 | Amount    | Days   | Amount             | Days  | Days Discharged | Amount     | Total Amount | Days             | Amount | Special Services | Total Amount | Total Payment |
| Atbasaba, Municipal                 | 11,720         | 192            | 10,825.70  | 7,912                | 3,956.00  | 1,494  | 9,412.20           | 204   | 3,784.00        | 13,206.20  | 1,788        | 11,264.40        | 1,900  | 3,929.25         | 14,933.65    | 42,581.55     |
| Baill, General                      | 9,375          | 2,464          | 8,628.30   | 2,404                | 1,202.00  | 525    | 3,077.50           | 78    | 1,422.00        | 4,755.00   | 588          | 6,224.40         | 374    | 823.00           | 7,047.40     | 21,673.20     |
| Baill, St. Joseph's                 | 12,604         | 2,277          | 11,504.40  | 2,864                | 1,432.00  | 1,085  | 5,077.00           | 212   | 3,077.00        | 8,650.40   | 1,012        | 11,771.20        | 2,327  | 4,073.20         | 15,844.40    | 38,145.00     |
| Bassano, Municipal                  | 6,124          | 1,033          | 5,645.60   | 3,449                | 1,724.50  | 548    | 3,452.40           | 68    | 1,020.00        | 4,417.40   | 514          | 5,238.40         | 41     | 828.30           | 4,069.50     | 11,276.20     |
| Bethesda, Municipal                 | 3,618          | 131            | 3,168.00   | 2,442                | 1,221.00  | 763    | 4,928.90           | 130   | 1,996.00        | 6,317.40   | 601          | 7,526.30         | 307    | 631.85           | 3,158.15     | 14,102.35     |
| Bentley, Municipal                  | 2,985          | 20             | 2,965.10   | 7,221                | 3,612.50  | 460    | 2,886.00           | 20    | 990.00          | 3,888.00   | 222          | 4,398.00         | 219    | 498.00           | 1,887.90     | 9,689.50      |
| Bervyn, Municipal                   | 4,774          | 335            | 4,439.10   | 1,107                | 553.50    | 373    | 2,496.50           | 471   | 1,501.00        | 4,496.50   | 474          | 5,996.20         | 301    | 759.75           | 3,708.75     | 16,778.35     |
| Birmingham, St. Ursine's H. Prittle | 12,331         | 170            | 11,242.30  | 3,035                | 1,517.50  | 1,067  | 6,848.10           | 165   | 3,025.00        | 9,903.10   | 2,158        | 13,595.40        | 1,434  | 3,057.50         | 16,653.30    | 39,316.80     |
| Bonnyville, St. Charles             | 3,138          | 36             | 2,853.60   | 1,203                | 601.50    | 386    | 2,588.40           | 47    | 1,971.00        | 2,884.50   | 368          | 4,082.40         | 265    | 784.50           | 4,866.90     | 11,276.20     |
| Bonnyville, St. Louis               | 11,588         | 1,913          | 10,633.70  | 5,176                | 2,588.00  | 1,362  | 8,580.60           | 147   | 5,947.00        | 11,127.60  | 2,349        | 14,798.70        | 1,777  | 3,535.55         | 18,334.25    | 46,683.55     |
| Brooks, Municipal                   | 13,965         | 110            | 12,509.60  | 7,161                | 3,580.50  | 2,742  | 10,974.60          | 345   | 4,365.00        | 15,339.60  | 1,016        | 6,400.80         | 886    | 1,819.50         | 8,220.30     | 30,150.00     |
| Calgary, Alberta Red Cross          | 29,435         | 1,516          | 27,139.00  | 3,197                | 1,598.50  | 783    | 4,951.00           | 471   | 1,570.00        | 6,496.50   | 474          | 8,076.50         | 301    | 759.75           | 3,708.75     | 16,778.35     |
| Calgary, General                    | 205,663        | 3,700          | 189,781.20 | 90,344               | 45,172.00 | 23,527 | 184,180.25         | 3,563 | 110,901.00      | 305,081.25 | 20,710       | 170,837.57       | 14,114 | 45,650.00        | 216,507.57   | 512,256.00    |
| Calgary, Holy Cross                 | 117,149        | 6,076          | 109,069.50 | 53,801               | 26,900.50 | 46,289 | 135,130.20         | 2,381 | 74,444.00       | 209,579.00 | 9,240        | 76,230.00        | 6,727  | 21,832.50        | 98,062.50    | 247,611.50    |
| Calgary, Salvation Army             | 6,880          | 694            | 6,431.00   | 5,333                | 2,666.50  | 1,373  | 19,977.30          | 390   | 7,420.00        | 27,977.30  | 367          | 4,527.00         | 1,422  | 3,353.00         | 8,880.00     | 22,157.30     |
| Canmore, St. Mary's                 | 27,072         | 710            | 25,674.30  | 12,643               | 6,321.50  | 4,626  | 27,779.40          | 462   | 1,808.00        | 38,115.40  | 4,491        | 30,987.00        | 3,088  | 7,117.90         | 38,105.80    | 107,722.70    |
| Canmore, Canmore                    | 3,078          | 29             | 2,775.30   | 892                  | 446.00    | 327    | 2,069.10           | 42    | 854.00          | 2,614.70   | 746          | 4,813.20         | 545    | 1,084.75         | 5,897.95     | 11,733.35     |
| Cardston, Municipal                 | 8,311          | 205            | 7,685.60   | 6,051                | 3,025.50  | 1,416  | 8,920.80           | 195   | 2,531.00        | 8,181.80   | 1,318        | 8,303.40         | 594    | 1,878.60         | 10,182.00    | 32,726.20     |
| Cardrona, Little Bow Municipal      | 2,493          | 2              | 2,277.30   | 558                  | 279.00    | 114    | 675.00             | 12    | 630.00          | 835.60     | 608          | 8,830.40         | 297    | 793.75           | 4,427.15     | 8,889.25      |
| Castor, Our Lady of the Rosary      | 7,272          | 57             | 6,661.50   | 4,424                | 2,212.00  | 978    | 6,161.40           | 118   | 2,248.00        | 8,409.40   | 948          | 6,205.50         | 924    | 1,842.60         | 8,048.10     | 25,331.00     |
| Cereal, Municipal                   | 3,057          | 116            | 2,805.00   | 1,504                | 752.00    | 397    | 2,312.10           | 43    | 651.00          | 2,963.10   | 828          | 5,216.40         | 985    | 1,097.25         | 6,313.95     | 12,834.40     |
| Clawson, Municipal                  | 3,914          | 105            | 3,610.00   | 3,963                | 1,981.50  | 1,443  | 9,050.25           | 179   | 3,360.00        | 12,410.75  | 1,262        | 7,372.60         | 671    | 1,517.45         | 8,890.05     | 23,726.80     |
| Coaldale, Community                 | 6,225          | 139            | 5,731.20   | 3,997                | 1,698.50  | 685    | 5,430.60           | 110   | 1,814.00        | 7,944.60   | 1,294        | 8,132.80         | 881    | 1,765.35         | 9,898.15     | 24,365.80     |
| Coaldale, John Hall                 | 2,472          | 1,462          | 2,300.70   | 1,310                | 658.50    | 532    | 3,106.00           | 84    | 380.00          | 4,144.60   | 373          | 2,238.00         | 296    | 487.75           | 2,725.75     | 9,827.20      |
| Conart, Municipal                   | 4,666          | 222            | 4,254.10   | 3,598                | 1,549.00  | 612    | 3,863.60           | 71    | 1,095.00        | 4,958.60   | 741          | 4,638.30         | 514    | 1,034.90         | 5,703.20     | 16,454.90     |
| Donation, Municipal                 | 5,688          | 54             | 5,242.80   | 4,001                | 2,000.50  | 676    | 4,258.80           | 71    | 1,079.00        | 5,337.80   | 917          | 5,777.10         | 631    | 1,285.25         | 7,062.35     | 19,643.45     |
| Drayton, Providence                 | 7,031          | 62             | 6,573.90   | 4,931                | 2,465.50  | 371    | 3,597.30           | 65    | 1,049.00        | 5,646.80   | 812          | 5,115.60         | 703    | 1,453.28         | 6,568.88     | 20,254.45     |
| Drumheller, Municipal               | 2,711          | 1,121          | 2,610.60   | 1,465                | 722.50    | 588    | 4,399.50           | 154   | 629.00          | 5,028.60   | 748          | 4,688.00         | 592    | 76.38            | 4,764.38     | 11,659.98     |
| Drumheller, Municipal               | 8,844          | 82             | 8,088.50   | 5,268                | 2,634.00  | 1,417  | 7,728.10           | 136   | 2,486.00        | 9,712.10   | 1,314        | 4,624.20         | 449    | 1,110.20         | 5,734.40     | 16,445.40     |
| Dromedary, Municipal                | 23,655         | 351            | 21,834.70  | 14,421               | 7,210.50  | 2,148  | 16,684.20          | 330   | 3,786.00        | 24,068.20  | 2,837        | 19,375.30        | 1,843  | 4,381.15         | 23,956.45    | 77,103.80     |
| Evkville, Municipal                 | 5,286          | 542            | 4,800.30   | 3,194                | 1,647.00  | 582    | 3,666.60           | 82    | 1,552.00        | 5,218.60   | 685          | 5,619.60         | 788    | 1,954.55         | 7,174.15     | 18,402.40     |
| Evkville, Municipal Home            | 2,802          | 542            | 2,590.30   | 3,194                | 1,647.00  | 582    | 3,666.60           | 82    | 1,552.00        | 5,218.60   | 685          | 5,619.60         | 788    | 1,954.55         | 7,174.15     | 18,402.40     |
| Edmonton, General                   | 130,911        | 6,934          | 121,095.00 | 62,258               | 31,129.00 | 13,814 | 101,965.30         | 1,768 | 55,500.00       | 169,515.30 | 14,976       | 123,552.00       | 11,552 | 37,933.00        | 161,485.00   | 387,648.00    |
| Edmonton, General                   | 112,974        | 3,346          | 104,632.00 | 59,123               | 29,561.00 | 13,113 | 94,657.50          | 2,001 | 61,867.00       | 156,324.50 | 15,311       | 126,315.70       | 10,635 | 34,504.50        | 160,820.20   | 370,256.20    |
| Edmonton, Royal Alexandra           | 205,256        | 12,019         | 190,586.80 | 110,207              | 55,103.50 | 33,959 | 280,951.75         | 4,578 | 144,023.00      | 424,914.75 | 21,409       | 176,624.25       | 13,627 | 44,385.50        | 220,979.75   | 888,664.80    |
| Edmonton, University                | 188,903        | 92,259         | 173,999.00 | 67,231               | 33,615.00 | 12,736 | 105,072.00         | 1,462 | 45,438.00       | 150,330.00 | 20,781       | 171,443.25       | 15,239 | 40,857.00        | 212,600.25   | 570,175.25    |
| Edson, St. John's                   | 10,789         | 665            | 9,879.50   | 3,787                | 1,878.50  | 2,097  | 13,211.10          | 213   | 3,803.00        | 17,014.10  | 1,120        | 7,036.60         | 869    | 1,910.50         | 8,947.10     | 37,834.20     |
| Elk Point, Municipal                | 15,287         | 1,751          | 13,952.60  | 3,184                | 1,592.00  | 1,317  | 7,067.10           | 159   | 3,019.00        | 10,886.10  | 6,456        | 21,772.70        | 2,858  | 6,219.15         | 27,991.85    | 67,543.65     |
| Elmora, Municipal                   | 3,045          | 86             | 2,799.60   | 2,203                | 1,101.50  | 435    | 2,866.50           | 46    | 708.00          | 3,574.50   | 511          | 1,417.10         | 384    | 71.60            | 5,838.70     | 13,338.30     |
| Empress, Municipal                  | 3,015          | 74             | 2,747.00   | 1,531                | 765.50    | 457    | 2,979.10           | 50    | 826.00          | 3,805.10   | 356          | 1,036.40         | 125    | 214.10           | 3,591.50     | 8,427.60      |
| Fairview, Municipal                 | 10,385         | 147            | 9,496.20   | 6,855                | 3,427.50  | 1,363  | 7,956.90           | 162   | 2,262.00        | 10,646.40  | 1,113        | 7,588.80         | 968    | 2,118.15         | 9,706.95     | 33,356.65     |
| Fort Macleod, Municipal             | 6,869          | 199            | 6,339.30   | 3,937                | 1,968.30  | 603    | 3,937.50           | 81    | 1,253.00        | 5,190.50   | 978          | 5,701.50         | 629    | 1,268.35         | 6,969.85     | 20,440.35     |
| Fort McMurray, St. Gabriel's        | 2,231          | 720            | 2,042.30   | 906                  | 453.00    | 342    | 2,052.00           | 41    | 479.00          | 2,531.00   | 544          | 3,264.30         | 360    | 479.50           | 3,743.80     | 8,769.80      |
| Fort Smith, General                 | 729            | N.A.           | 708.82     | 163                  | 82.50     | 44     | 27.00              | 4     | 94.00           | 60.00      | 87           | 60.00            | 12     | 9.00             | 1,854.30     | 1,854.30      |
| Fort Vermilion, St. Theresa         | 3,645          | 9,822          | 3,208.30   | 1,985                | 992.50    | 485    | 2,910.00           | 57    | 642.00          | 3,552.00   | 511          | 3,066.00         | 361    | 515.25           | 3,647.25     | 11,520.35     |
| Galahad St. Joseph's                | 6,729          | 62             | 6,132.30   | 4,233                | 2,116.50  | 589    | 3,691.80           | 58    | 866.00          | 4,557.80   | 598          | 3,200.40         | 306    | 609.90           | 3,810.30     | 16,616.90     |
| Glendon, Municipal                  | 3,786          | 20             | 3,688.00   | 7,278                | 3,639.00  | 2,726  | 14,639.20          | 22    | 410.00          | 18,677.20  | 1,584        | 8,850.00         | 1,035  | 1,968.00         | 10,818.00    | 31,758.20     |
| Granite Prairie, Municipal          | 24,836         | 1,205          | 22,833.50  | 15,029               | 7,513.00  | 2,869  | 18,074.00          | 459   | 8,679.00        | 26,573.00  | 4,116        | 26,955.50        | 2,641  | 5,685.15         | 31,550.70    | 88,669.90     |
| Gravelbourg, Municipal              | 1,956          | 195            | 1,808.70   | 1,298                | 649.60    | 698    | 4,694.70           | 42    | 610.00          | 2,304.70   | 456          | 2,872.10         | 353    | 239.55           | 3,116.35     | 7,928.75      |
| Hanna, Municipal                    | 14,225         | 114            | 12,995.00  | 8,386                | 4,193.00  | 1,032  | 10,171.00          | 181   | 2,771.00        | 13,635.00  | 2,700        | 13,897.00        | 1,688  | 3,687.00         | 17,584.00    | 43,529.00     |
| Hardisty, St. Anne's                | 7,832          | 74             | 7,137.20   | 4,851                | 2,425.50  | 698    | 4,397.40           | 65    | 995.00          | 5,904.40   | 432          | 6,184.60         | 456    | 1,856.90         | 10,500.50    | 25,433.60     |
| High Prairie, Providence            | 26,192         | 3,112          | 14,801.80  | 5,242                | 2,621.00  | 1,989  | 12,486.00          | 291   | 4,355.00        | 19,841.00  | 1,728        | 10,892.70        | 1,421  | 3,104.50         | 13,997.20    | 48,281.15     |
| Hill Spring, Municipal              | 15,303         | 181            | 14,089.00  | 10,828               | 5,413.50  | 1,728  | 9,378.45           | 262   | 3,738.45        | 15,165.40  | 2,194        | 13,261.60        | 1,604  | 3,692.00         | 16,953.60    | 44,539.60     |
| Initiall, Municipal                 | 9,365          | 169            | 8,593.10   | 5,130                | 3,063.00  | 1,182  | 7,175.70           | 162   | 3,022.00        | 10,197.70  | 1,729        | 10,873.80        | 1,114  | 2,309.50         | 13,273.30    | 33,129.10     |
| Jasper, Municipal                   | 3,468          | 88             | 3,151.20   | 2,192                | 1,072.00  | 244    | 1,272.90           | 24    | 358.00          | 1,640.60   | 348          | 2,152.40         | 307    | 606.05           | 2,758.45     | 8,822.15      |
| Jasper, St. Peter's                 | 1,444          | 976            | 1,319.00   | 1,430                | 715.00    | 797    | 5,021.10           | 84    | 1,308.00        | 6,352.10   | 742          | 3,133.00         |        |                  |              |               |

TABLE 14: GRANTS AND PAYMENTS TO APPROVED HOSPITALS — 1955 (Continued)

| APPROVED HOSPITALS                 | PER DIEM GRANT |                |              | EXTRA PER LIEU GRANT |            |         | MATERNITY BENEFITS |                 |              | PENSION BENEFITS |         |                       |              |               |
|------------------------------------|----------------|----------------|--------------|----------------------|------------|---------|--------------------|-----------------|--------------|------------------|---------|-----------------------|--------------|---------------|
|                                    | Grant Days     | Non-Grant Days | Amount       | Days                 | Amount     | Days    | Amount             | Cases/Discharge | Total Amount | Days             | Amount  | Special Services Days | Total Amount | Total Payment |
| Lethbridge, Municipal              | 31,858         | 0              | 31,858.00    | 22,984               | 11,492.00  | 4,701   | 32,436.90          | 584             | 14,600.00    | 47,036.90        | 2,714   | 4,227.90              | 22,934.50    | 113,341.40    |
| Lethbridge, St. Michael's, General | 19,602         | 1,173          | 53,620.80    | 22,731               | 11,365.50  | 5,666   | 39,095.40          | 710             | 19,218.00    | 54,313.40        | 7,865   | 50,096.50             | 4,240        | 89,107.70     |
| Lloydminster, Lloydminster         | 16,442         | 214            | 15,051.00    | 10,309               | 5,154.50   | 1,725   | 12,777.00          | 233             | 4,122.00     | 18,900.00        | 3,200   | 20,918.00             | 1,781        | 3,870.10      |
| Medicine, Sacred Heart             | 16,105         | 100            | 14,784.10    | 7,288                | 3,643.00   | 1,728   | 10,886.40          | 211             | 3,235.00     | 14,121.40        | 1,746   | 10,959.80             | 1,497        | 3,057.75      |
| Magrath, Municipal                 | 5,691          | 11             | 5,200.50     | 3,910                | 1,955.00   | 994     | 3,742.20           | 79              | 1,920.00     | 4,957.20         | 1,249   | 7,866.70              | 613          | 1,175.90      |
| Maney, Municipal                   | 4,224          | 102            | 3,913.50     | 1,897                | 948.50     | 978     | 5,868.00           | 119             | 3,497.00     | 7,265.00         | 306     | 2,378.00              | 321          | 544.75        |
| Manville, Municipal                | 63             | 3,077          | 10,440.00    | 2,808                | 1,404.00   | 83      | 4,727.70           | 93              | 3,388.00     | 9,659.70         | 134     | 389.00                | 91           | 789.50        |
| Manning, Municipal                 | 10,374         | 19             | 9,469.30     | 5,939                | 2,969.50   | 1,346   | 8,749.80           | 165             | 2,409.00     | 10,948.80        | 156     | 9,708.30              | 124          | 2,834.65      |
| Martindale, General                | 2,698          | 40             | 40,173.30    | 13,859               | 6,929.50   | 6,122   | 42,372.60          | 802             | 17,770.00    | 59,942.80        | 6,078   | 41,937.70             | 4,960        | 9,733.70      |
| Medicine Hat, General              | 5,269          | 50             | 4,798.40     | 2,772                | 1,386.00   | 565     | 2,488.50           | 43              | 611.00       | 3,899.50         | 1,733   | 10,917.90             | 1,636        | 3,236.00      |
| Myram, Municipal                   | 4,913          | 30             | 4,537.10     | 3,140                | 1,570.00   | 359     | 3,484.70           | 64              | 976.00       | 4,060.70         | 1,231   | 7,753.30              | 1,090        | 2,176.10      |
| Oids, Municipal                    | 10,818         | 211            | 9,999.90     | 6,723                | 3,361.50   | 1,429   | 9,002.70           | 189             | 3,549.00     | 12,551.10        | 1,291   | 8,183.70              | 999          | 2,231.90      |
| Olson, Municipal                   | 7,934          | 77             | 3,697.00     | 2,450                | 1,225.00   | 417     | 2,073.10           | 57              | 819.00       | 3,828.90         | 292     | 2,428.80              | 259          | 588.35        |
| Oran River, Municipal              | 14,103         | 449            | 12,946.80    | 8,421                | 4,170.50   | 1,954   | 12,310.20          | 202             | 3,792.00     | 16,102.20        | 997     | 6,281.10              | 607          | 1,290.60      |
| Raymond, Municipal                 | 10,647         | 2,013          | 9,604.50     | 2,262                | 1,131.00   | 923     | 5,814.90           | 107             | 1,997.00     | 7,611.90         | 1,207   | 7,694.30              | 1,051        | 2,262.50      |
| Pincher Creek, St. Vincent's       |                |                |              |                      |            |         |                    |                 |              |                  |         |                       |              |               |
| Ponoka, Municipal                  | 12,705         | 30             | 11,638.30    | 8,058                | 4,029.00   | 1,630   | 10,349.00          | 212             | 3,872.00     | 14,141.80        | 1,477   | 9,286.20              | 1,001        | 2,227.65      |
| Provost, Municipal                 | 7,134          | 288            | 6,618.60     | 1,934                | 967.00     | 848     | 5,348.70           | 118             | 2,168.00     | 7,516.70         | 817     | 5,121.50              | 728          | 1,656.80      |
| Radway, St. Joseph's               | 4,769          | 89             | 4,428.50     | 3,035                | 1,517.50   | 737     | 3,643.10           | 91              | 1,355.00     | 5,998.10         | 1,017   | 6,388.20              | 834          | 1,715.50      |
| Raymond, Municipal                 | 4,221          | 68             | 3,918.30     | 1,379                | 689.50     | 872     | 4,233.60           | 103             | 1,575.00     | 3,698.60         | 477     | 3,053.10              | 386          | 767.60        |
| Red Deer, Municipal                | 32,665         | 1,142          | 30,029.60    | 19,643               | 9,821.50   | 5,001   | 34,506.90          | 650             | 14,330.00    | 49,836.90        | 3,246   | 22,356.00             | 2,337        | 5,070.15      |
| Rimby, Municipal                   |                |                | 9,361.40     | 6,213                | 3,106.50   | 1,469   | 8,254.70           | 205             | 3,806.00     | 13,159.70        | 1,437   | 9,065.75              | 1,326        | 2,931.50      |
| Rocky Mountain House, Municipal    | 10,700         | 864            | 7,122.80     | 4,512                | 2,256.00   | 1,254   | 7,585.20           | 108             | 2,446.00     | 10,031.20        | 1,001   | 6,306.30              | 901          | 1,891.70      |
| Smoky Lake, George McDougall       | 3,098          | 38             | 2,863.70     | 2,177                | 1,088.50   | 676     | 4,221.00           | 97              | 1,504.00     | 5,725.00         | 94      | 3,934.60              | 887          | 1,724.85      |
| Spirit River, Holy Cross           | 12,087         | 110            | 11,072.70    | 7,282                | 3,641.00   | 1,232   | 7,616.60           | 151             | 2,215.00     | 9,976.60         | 1,529   | 6,628.40              | 1,289        | 2,859.55      |
| St. Paul, St. Theresa              | 16,382         | 2,513          | 14,742.60    | 10,570               | 5,285.00   | 2,371   | 17,616.10          | 268             | 4,755.00     | 20,999.10        | 2,257   | 14,200.20             | 1,967        | 4,267.05      |
| Stettler, Municipal                | 18,222         | 280            | 16,663.80    | 11,308               | 5,654.00   | 2,195   | 13,833.70          | 278             | 5,086.00     | 18,941.70        | 2,261   | 14,496.30             | 1,661        | 3,551.65      |
| Taber, Municipal                   | 17,235         | 311            | 15,893.80    | 10,059               | 5,029.50   | 2,837   | 17,873.10          | 370             | 3,592.00     | 23,465.10        | 1,699   | 10,697.40             | 1,213        | 2,424.15      |
| Three Hills, Municipal             | 5,210          | 220            | 4,854.20     | 3,507                | 1,753.50   | 959     | 5,991.30           | 125             | 2,355.00     | 8,306.30         | 227     | 6,430.20              | 541          | 1,603.30      |
| Todd, Municipal                    | 13,125         | 132            | 12,132.00    | 7,439                | 3,720.00   | 1,133   | 14,211.00          | 179             | 3,771.00     | 17,982.00        | 1,528   | 10,613.50             | 1,174        | 2,565.10      |
| Trochu, St. Mary's                 | 5,067          | 7              | 4,610.40     | 3,302                | 1,651.00   | 906     | 3,206.70           | 55              | 823.00       | 4,029.70         | 70      | 4,447.80              | 295          | 857.45        |
| Turner Valley, Municipal           | 6,497          | 287            | 6,001.40     | 1,490                | 745.00     | 477     | 3,071.70           | 60              | 840.00       | 3,917.70         | 837     | 5,247.90              | 566          | 1,114.80      |
| Two Hills, Municipal               | 8,749          | 7              | 7,623.10     | 4,806                | 2,403.00   | 898     | 7,026.10           | 124             | 2,008.00     | 7,624.10         | 1,264   | 6,359.50              | 924          | 1,478.95      |
| Verdugue, St. Joseph's, General    | 21,285         | 287            | 19,766.20    | 13,461               | 6,730.50   | 1,560   | 10,764.00          | 187             | 4,135.00     | 14,899.00        | 6,077   | 41,971.50             | 1,683        | 2,658.70      |
| Vernilion, Municipal               | 10,244         | 1,658          | 9,384.70     | 7,035                | 3,517.50   | 1,384   | 8,605.60           | 172             | 3,202.00     | 11,807.80        | 2,211   | 13,954.50             | 1,342        | 2,589.50      |
| Viking, Municipal                  | 9,223          | 94             | 8,652.90     | 6,497                | 3,248.50   | 1,045   | 6,683.50           | 109             | 1,629.00     | 8,272.50         | 1,537   | 6,735.00              | 1,249        | 3,124.35      |
| Vina, Our Lady's                   | 3,121          | 1,245          | 2,879.50     | 1,950                | 975.00     | 683     | 4,302.90           | 94              | 968.00       | 5,270.90         | 758     | 4,655.70              | 685          | 1,351.75      |
| Vulcan, Municipal                  | 9,668          | 58             | 8,895.20     | 5,667                | 2,833.00   | 1,183   | 7,452.90           | 143             | 2,175.00     | 9,627.90         | 59      | 3,492.50              | 509          | 1,119.45      |
| Watrous, Municipal                 | 15,198         | 556            | 14,053.80    | 9,608                | 4,804.00   | 1,536   | 16,870.50          | 285             | 3,909.00     | 13,970.50        | 2,352   | 14,871.60             | 1,849        | 4,050.05      |
| Westcoast, Inmaculata              | 18,186         | 182            | 17,229.80    | 14,265               | 7,132.50   | 2,646   | 16,683.80          | 291             | 6,831.00     | 21,984.50        | 5,033   | 33,695.30             | 3,768        | 8,180.75      |
| Wetaskiwin, Community              | 19,156         | 176            | 16,643.20    | 11,008               | 5,504.00   | 2,412   | 13,956.60          | 341             | 6,221.00     | 21,416.60        | 2,817   | 17,728.20             | 1,989        | 4,250.80      |
| Willangdon, General                | 6,581          | 13             | 6,077.30     | 4,280                | 2,140.60   | 611     | 3,849.30           | 65              | 1,001.00     | 4,850.30         | 1,638   | 10,319.40             | 1,479        | 2,966.85      |
| Total for Approved Hospitals       | 1,989,802      | 150,447        | 1,833,333.00 | 993,486              | 496,743.00 | 239,667 | 1,752,425.85       | 31,583          | 779,893.00   | 2,532,318.85     | 260,615 | 1,802,872.60          | 175,779      | 455,027.80    |
| PRIVATE HOSPITALS:                 |                |                |              |                      |            |         |                    |                 |              |                  |         |                       |              |               |
| Devon                              |                |                |              |                      |            | 209     | 1,045.00           | 28              | 140.00       | 1,185.00         |         |                       |              | 1,185.00      |
| Mercant                            |                |                |              |                      |            | 36      | 1,830.00           | 42              | 210.00       | 2,040.00         |         |                       |              | 2,040.00      |
| St. Anthony                        |                |                |              |                      |            | 807     | 4,483.00           | 91              | 450.00       | 4,933.00         |         |                       |              | 4,933.00      |
| Swallow                            |                |                |              |                      |            | 422     | 1,851.00           |                 |              | 1,851.00         |         |                       |              | 1,851.00      |
| Total for Private Hospitals        | N.A.           | N.A.           | N.A.         | N.A.                 | N.A.       | 1,894   | 9,211.00           | 161             | 805.00       | 10,016.00        | N.A.    | N.A.                  | N.A.         | 10,016.00     |
| TOTAL FOR ALL HOSPITALS            | 1,989,802      | 150,447        | 1,833,333.00 | 993,486              | 496,743.00 | 241,761 | 1,761,636.85       | 31,744          | 780,698.00   | 2,542,334.85     | 250,615 | 1,802,872.60          | 175,779      | 455,027.80    |

Not included in above:  
\$48,664.80 paid to the Calgary Alberta Red Cross Hospital on behalf of 20,402 Orthopaedic days  
\$6,368.00 paid to the Calgary General Hospital on behalf of 5,194 Psychiatric days  
\$4,626.00 paid to the University Hospital at Edmonton on behalf of 3,518 Psychiatric days  
Outpost Grants as follows: Cold Lake, John Nell ..... 371.60 days at \$1.80 and 420 days at \$1.50 ..... \$1,179.60  
Ft. McMurray, St. Gabriel's ..... 1,483 days at \$1.80 and 426 days at \$1.30 ..... 3,222.20  
St. Mary's, St. Theresa ..... 2,092 days at \$1.80 and 742 days at \$1.50 ..... 4,606.20  
Manning, Municipal ..... 2,825 days at \$1.80 and 446 days at \$1.30 ..... 5,667.40  
Hospitalization of Maternity cases in border hospitals outside the Province ..... 635.05

\$ 7,258,454.30

## THE PROVINCIAL-MUNICIPAL HOSPITALIZATION PROGRAM

An important change took place in 1955 under the Provincial-Municipal Hospitalization Plan. Effective April 1, 1955, the province's share of the costs of this program was increased from 50% to 60%. An extra per diem grant of 50 cents per patient day was paid in cases where local authorities provided their rate-payers and contract holders with special services as well as standard ward care.

Consequently, the province's share of the costs of this plan rose considerably over the previous year to \$3,544,190.19, an increase of \$907,353.71 or 34.4% over 1954, accentuated by the rise in the total number of days and cases, with the result that in 1955 the province expended an average of \$46.29 per case or \$4.32 per capita of population on the plan. In 1954 the province spent \$34.25 per case and \$3.04 per capita on the plan and in 1951 the amounts were \$20.17 and \$1.01 respectively.

The following table shows the utilization of hospital services, in approved hospitals, under the Plan for 1951-1955:

| Year                   | Days of Patients Discharged and Died |         | Patients Discharged and Died |        | Average Days Stay |     | % of Total Hospital Days |      |
|------------------------|--------------------------------------|---------|------------------------------|--------|-------------------|-----|--------------------------|------|
|                        |                                      |         |                              |        |                   |     |                          |      |
| 1951:                  |                                      | 357,321 |                              | 46,779 |                   | 7.6 |                          | 20.0 |
| 1952:                  |                                      | 500,006 |                              | 65,862 |                   | 7.6 |                          | 31.4 |
| 1953:                  |                                      |         |                              |        |                   |     |                          |      |
| Standard Ward Care.... | 553,666                              |         | 72,372                       |        | 7.6               |     | 33.0                     |      |
| Complete Care .....    | 106,802*                             | 660,468 | 13,154                       | 85,526 | 8.1               | 7.7 | 6.3                      | 39.3 |
| 1954:                  |                                      |         |                              |        |                   |     |                          |      |
| Standard Ward Care.... | 353,744                              |         | 44,817                       |        | 7.9               |     | 20.1                     |      |
| Complete Care .....    | 367,822                              | 721,566 | 47,444                       | 92,261 |                   | 7.8 |                          | 40.9 |
| 1955:                  |                                      |         |                              |        |                   |     |                          |      |
| Standard Ward Care.... | 193,093                              |         | 23,426                       |        | 8.2               |     | 10.6                     |      |
| Complete Care .....    | 598,674                              | 791,767 | 76,035                       | 99,461 | 7.9               | 8.0 | 32.7                     | 43.3 |

\* Six months only. Special services benefits were added to the Provincial-Municipal Hospitalization Program effective July 1st, 1953.

The average length of stay continued to increase, with the length of stay of patients, provided with standard ward care only, increasing faster than the length of stay for patients under the comprehensive program. This may be due to the increased admittance to hospital of patients for diagnostic purposes only involving a short period of stay.

On the basis of availability of coverage, the Plan, as of December 31, 1955, was in effect in municipalities and hospital districts which contain 97.5% of the population of the province, excluding national parks and Indian reserves. Of these, 94.5% had the complete plan available to them. In 1954, the plan was available to 96% of the population and in 1953 to 92%.

The following tables show the payments to hospitals and the percentage distribution of costs according to responsible parties under the Provincial-Municipal Hospitalization Plan :

HOSPITAL PAYMENTS ACCORDING TO HOSPITAL GROUP  
FOR STANDARD WARD CARE PLUS SPECIAL HOSPITAL SERVICES

| Hospital Group | Payment by Patient | Payment by Local Authority | PAYMENTS BY PROVINCE             |                              |                |
|----------------|--------------------|----------------------------|----------------------------------|------------------------------|----------------|
|                |                    |                            | Reimbursement to Local Authority | Direct Payment** to Hospital | Total* Payment |
| A              | \$2.00             | \$10.25                    | \$6.15                           | \$1.50                       | \$13.75        |
| B              | \$1.80             | \$ 8.30                    | \$4.98                           | \$1.50                       | \$11.60        |
| C              | \$1.60             | \$ 7.10                    | \$4.26                           | \$1.50                       | \$10.20        |
| D              | \$1.50             | \$ 6.80                    | \$4.08                           | \$1.50                       | \$ 9.80        |
| E              | \$1.30             | \$ 5.90                    | \$3.54                           | \$3.30xx                     | \$10.55        |

\* Adult payments, Payments for children under 16 years of age are \$1.00 less

\*\*Per Diem and Extra Per Diem Grant

xx Includes Outpost Grant

PERCENTAGE DISTRIBUTION OF COSTS TO RESPONSIBLE  
AUTHORITIES ACCORDING TO HOSPITAL GROUP

| Hospital Group | Patient's Percentage | Local Authorities' Percentage | Province's Percentage | Total Percentage |
|----------------|----------------------|-------------------------------|-----------------------|------------------|
| A              | 14.54%               | 29.82%                        | 55.64%                | 100.00%          |
| B              | 15.52%               | 28.62%                        | 55.86%                | 100.00%          |
| C              | 15.69%               | 27.84%                        | 56.47%                | 100.00%          |
| D              | 15.31%               | 27.75%                        | 56.94%                | 100.00%          |
| E              | 12.38%               | 22.48%                        | 65.14%                | 100.00%          |

The following table gives the details of the amounts paid to Municipal Hospital Districts and to local municipal authorities by the province :

TABLE 15: PROVINCIAL HOSPITALIZATION PAYMENTS TO LOCAL AUTHORITIES — 1955

| LOCAL AUTHORITY               | ADULTS—16 & OVER                     |            | CHILDREN—<br>UNDER 16 |           | NEWBORNS |        | SPECIAL SERVICES |           | TOTAL AMOUNT |            |
|-------------------------------|--------------------------------------|------------|-----------------------|-----------|----------|--------|------------------|-----------|--------------|------------|
|                               | Days                                 | Amount     | Days                  | Amount    | Days     | Amount | Days             | Amount    | Days         | Amount     |
|                               | Number of<br>Participating<br>Months |            |                       |           |          |        |                  |           |              |            |
| Andrew, Village               | 739                                  | 2,371.53   | 202                   | 465.85    | .....    | .....  | 233              | 391.68    | 941          | 3,229.06   |
| Arrowwood, Village            | 777                                  | 2,014.05   | 67                    | 131.15    | .....    | .....  | .....            | .....     | 138          | 335.20     |
| Athabasca, M.H.D.             | 5,320                                | 16,688.22  | 1,513                 | 3,893.26  | 52       | 60.80  | 6,682            | 7,211.34  | 6,885        | 27,799.64  |
| Banff, M.H.D.                 | 274                                  | 863.37     | 51                    | 126.42    | .....    | .....  | 837              | 962.28    | 837          | 3,395.93   |
| Barhead, M.H.D.               | 790                                  | 2,606.97   | 47                    | 121.26    | .....    | .....  | .....            | .....     | .....        | 3,690.51   |
| Barrhead, M.H.D.              | 5,089                                | 16,000.55  | 1,424                 | 3,649.31  | 127      | 140.20 | 6,263            | 6,003.60  | 6,640        | 25,798.66  |
| Bashaw, Village               | 303                                  | 1,336.73   | 169                   | 369.78    | .....    | .....  | 29               | 41.76     | 4,382        | 11,271.27  |
| Bassano, M.H.D.               | 3,757                                | 11,334.86  | 1,067                 | 2,597.85  | 13       | 13.00  | 3,533            | 3,269.75  | 4,817        | 17,211.66  |
| Bawlf, Village                | 173                                  | 38.85      | 70                    | 134.00    | .....    | .....  | .....            | .....     | 243          | 582.85     |
| Beaver, M.D.                  | 9                                    | 36.55      | 1                     | 2.45      | .....    | .....  | .....            | .....     | 10           | 29.00      |
| Beaverlodge, M.H.D.           | 1,440                                | 4,527.31   | 417                   | 1,136.61  | 5        | 5.00   | 1,791            | 1,777.48  | 1,862        | 7,446.40   |
| Bentley, M.H.D.               | 1,283                                | 4,104.99   | 653                   | 1,920.85  | 1        | 1.20   | 1,489            | 2,486.10  | 2,613        | 10,432.64  |
| Berwyn, M.H.D.                | 2,100                                | 6,664.52   | 495                   | 1,930.55  | 18       | 21.60  | 2,595            | 2,486.19  | 2,692        | 14,859.38  |
| Beverly, Town                 | 1,952                                | 8,140.44   | 622                   | 2,246.36  | 28       | 29.20  | 2,572            | 4,448.48  | .....        | .....      |
| Bittern Lake, Village         | 19                                   | 14.70      | 6                     | 14.70     | .....    | .....  | .....            | .....     | 25           | 71.75      |
| Bonnyville, Town              | 1,177                                | 3,163.04   | 531                   | 1,151.11  | 2        | 2.00   | 1,05             | 94.50     | 1,710        | 4,410.65   |
| Bonnyville, M.D.              | 3,017                                | 8,772.80   | 1,447                 | 3,283.06  | 52       | 55.60  | 1,388            | 1,429.52  | 4,516        | 13,541.38  |
| Bowness, Town                 | 2,371                                | 9,467.78   | 1,295                 | 4,406.90  | 34       | 36.00  | 1,780            | 3,204.00  | 5,709        | 17,114.68  |
| Boyle, M.H.D.                 | 1,577                                | 4,949.30   | 450                   | 1,141.22  | 15       | 13.00  | 2,133            | 2,781.99  | 2,133        | 6,841.11   |
| Brooks, M.H.D.                | 5,849                                | 17,705.29  | 1,703                 | 4,061.36  | 40       | 43.20  | 4,329            | 4,879.93  | 7,592        | 26,691.73  |
| Bruderheim, Village           | 389                                  | 1,343.25   | 82                    | 218.54    | .....    | .....  | 352              | 487.44    | 471          | 2,049.23   |
| Burdett, Village              | 84                                   | 256.08     | 24                    | 61.14     | .....    | .....  | 54               | 48.60     | 108          | 365.82     |
| Calgary City, with General    | 58,337                               | 231,380.18 | 9,691                 | 32,851.29 | 494      | 551.80 | 31,567           | 56,820.60 | 68,522       | 321,603.87 |
| Calgary City, with Holy Cross | 29,646                               | 117,730.60 | 6,414                 | 21,980.04 | 514      | 554.00 | 17,285           | 31,059.00 | 36,574       | 171,323.64 |
| Calgary City, Emerg. and Ref. | 2,302                                | 8,233.92   | 334                   | 1,044.88  | .....    | .....  | 908              | 1,381.68  | 2,636        | 10,660.48  |
| Calgary, rural, M.H.D.        | 15,159                               | 57,229.84  | 3,821                 | 12,734.41 | 221      | 247.00 | 7,908            | 13,260.50 | 19,301       | 83,471.75  |
| Camrose, City                 | 4,209                                | 13,361.32  | 394                   | 1,041.80  | 14       | 14.60  | 1,497            | 2,202.02  | 4,617        | 16,622.74  |
| Camrose, M.D.                 | 4,451                                | 14,047.26  | 777                   | 2,077.19  | 22       | 22.40  | 1,773            | 2,563.38  | 5,280        | 18,710.23  |
| Cardston M.H.D.               | 3,915                                | 12,114.77  | 957                   | 2,443.14  | 18       | 21.60  | 4,500            | 4,186.32  | 4,880        | 18,765.83  |
| Castor, M.H.D.                | 2,665                                | 7,965.37   | 852                   | 2,060.13  | .....    | .....  | 3,462            | 2,931.75  | 3,517        | 12,957.25  |
| Cereal, M.H.D.                | 878                                  | 2,497.77   | 168                   | 409.77    | 2        | 2.40   | 404              | 370.80    | 1,048        | 3,274.68   |
| Chipman, Village              | 44                                   | 147.50     | 68                    | 173.78    | .....    | .....  | 52               | 74.88     | 112          | 396.16     |
| Clareholm, M.H.D.             | 4,659                                | 12,346.35  | 638                   | 1,371.70  | 2        | 2.00   | .....            | .....     | 5,299        | 13,720.05  |
| Cold Lake, Village            | 210                                  | 525.00     | 40                    | 80.00     | .....    | .....  | .....            | .....     | 250          | 605.00     |
| Consort, M.H.D.               | 2,739                                | 8,515.52   | 456                   | 1,131.90  | .....    | .....  | 2,768            | 2,684.55  | 3,195        | 12,331.97  |
| Coronation, M.H.D.            | 2,724                                | 8,393.00   | 641                   | 1,563.91  | 28       | 30.00  | 3,365            | 3,000.00  | 3,393        | 12,986.91  |
| Cowley, Village               | 67                                   | 177.55     | 87                    | 187.05    | .....    | .....  | .....            | .....     | 154          | 364.60     |
| Crow's Nest Pass, M.H.D.      | 6,724                                | 17,818.60  | 639                   | 1,373.85  | .....    | .....  | 2,649            | 2,578.20  | 7,363        | 19,192.45  |
| Daysland, M.H.D.              | 3,294                                | 10,141.20  | 1,060                 | 2,616.85  | 52       | 58.80  | .....            | .....     | 4,406        | 15,395.05  |
| Delburne, M.H.D.              | 1,220                                | 3,946.44   | 221                   | 599.51    | .....    | .....  | 1,116            | 1,214.57  | 1,441        | 5,760.52   |
| Didsbury, M.H.D.              | 3,164                                | 9,868.61   | 1,072                 | 2,627.52  | 46       | 51.20  | 4,190            | 4,413.28  | 4,282        | 16,960.61  |
| Drumheller, M.H.D.            | 10,527                               | 35,848.07  | 2,150                 | 6,121.24  | 33       | 36.00  | 12,624           | 17,465.20 | 12,710       | 59,470.51  |

TABLE 15—(Continued)

| LOCAL AUTHORITY                     | Number of Participating Months | ADULTS—16 & OVER |            | CHILDREN—UNDER 16 |           | NEWBORNS |        | SPECIAL SERVICES |           | TOTAL AMOUNT |            |
|-------------------------------------|--------------------------------|------------------|------------|-------------------|-----------|----------|--------|------------------|-----------|--------------|------------|
|                                     |                                | Days             | Amount     | Days              | Amount    | Days     | Amount | Days             | Amount    | Days         | Amount     |
|                                     |                                |                  |            |                   |           |          |        |                  |           |              |            |
| Eckville, M.H.D.                    | 12                             | 2,766            | 8,406.00   | 744               | 1,848.58  | 18       | 21.60  | 3,505            | 3,129.99  | 3,528        | 13,406.17  |
| Edmonton City, with General         | 12                             | 23,935           | 99,292.38  | 6,406             | 22,955.63 | 223      | 252.00 | 30,341           | 52,105.20 | 30,564       | 174,056.21 |
| Edmonton City, with Misericordia    | 12                             | 21,281           | 88,579.10  | 3,787             | 13,721.86 | 149      | 185.00 | 25,055           | 43,223.40 | 25,217       | 145,689.36 |
| Edmonton City, with Royal Alexandra | 12                             | 33,556           | 139,063.01 | 10,654            | 37,998.10 | 586      | 668.60 | 44,202           | 75,770.40 | 44,796       | 253,500.11 |
| Edmonton City, with University      | 12                             | 32,918           | 136,128.92 | 4,384             | 15,685.00 | 250      | 285.20 | 37,302           | 63,858.00 | 37,552       | 215,957.12 |
| Edmonton City, Emerg. and Ref.      | 12                             | 1,919            | 7,174.54   | 341               | 1,103.54  | 6        | 7.20   | 2,173            | 2,958.38  | 2,260        | 11,236.46  |
| Elk Point, M.H.D.                   | 12                             | 3,822            | 11,671.53  | 1,892             | 4,599.73  | 6        | 7.20   | 5,559            | 5,770.91  | 5,720        | 23,049.37  |
| Elmora, M.H.D.                      | 12                             | 954              | 3,092.10   | 221               | 552.65    | 6        | 7.20   | 1,177            | 1,177.22  | 1,175        | 4,821.97   |
| Empress, M.H.D.                     | 12                             | 1,309            | 3,775.05   | 378               | 899.99    | .....    | .....  | 696              | 660.96    | 1,687        | 5,336.00   |
| Entwistle, Village                  | 11                             | 112              | 483.58     | 25                | 81.88     | .....    | .....  | 137              | 239.40    | 137          | 804.86     |
| Evansburg, Village                  | 12                             | 245              | 944.68     | 110               | 355.00    | 50       | 50.00  | 120              | 208.80    | 405          | 1,558.48   |
| Fairview, M.H.D.                    | 12                             | 5,141            | 16,063.01  | 1,718             | 4,248.29  | 18       | 21.60  | 6,824            | 7,366.14  | 6,877        | 27,689.04  |
| Ferintosh, Village                  | 12                             | 1,222            | 359.90     | 6                 | 14.70     | .....    | .....  | .....            | .....     | 128          | 374.60     |
| Flagstaff, M.D.                     | 12                             | 7,975            | 24,825.94  | 3,073             | 7,571.81  | 32       | 38.40  | 11,033           | 10,536.55 | 11,080       | 42,972.70  |
| Forenisi, Village                   | 12                             | 240              | 821.22     | 72                | 181.79    | 2        | 2.00   | 89               | 128.16    | 314          | 1,133.17   |
| Forenisi, Village                   | 12                             | 916              | 3,006.11   | 176               | 633.90    | 2        | 26.40  | 1,088            | 1,783.98  | 1,114        | 6,050.39   |
| Forenisi, Village                   | 12                             | 358              | 1,070.07   | 227               | 536.64    | .....    | .....  | 578              | 484.80    | 585          | 2,091.51   |
| Forest Lawn, Town                   | 12                             | 1,379            | 5,523.51   | 903               | 3,111.27  | 61       | 68.00  | 1,192            | 2,135.10  | 2,343        | 10,837.88  |
| Forty-Mile, M.D.                    | 12                             | 2,785            | 8,497.08   | 638               | 1,592.08  | 1        | 1.00   | 709              | 872.46    | 3,424        | 10,962.62  |
| Galahad, Village                    | 12                             | 115              | 256.05     | 33                | 136.75    | .....    | .....  | 203              | 177.70    | 203          | 513.20     |
| Girouxville                         | 12                             | 1,643            | 5,005.25   | 539               | 1,397.91  | .....    | .....  | 1,899            | 1,734.51  | 2,182        | 8,067.67   |
| Glendon, M.H.D.                     | 12                             | 12,877           | 40,446.16  | 2,824             | 7,129.46  | 68       | 77.40  | 13,848           | 16,513.47 | 15,769       | 64,166.49  |
| Grande Prairie, M.H.D.              | 12                             | 418              | 1,107.70   | 11                | 152.65    | .....    | .....  | 6,850            | 6,757.38  | 489          | 1,260.35   |
| Granum, Town                        | 12                             | 5,516            | 16,802.23  | 1,051             | 2,595.21  | .....    | .....  | .....            | .....     | 6,077        | 26,253.52  |
| Hanna, M.H.D.                       | 12                             | 607              | 1,613.55   | 214               | 453.25    | .....    | .....  | .....            | .....     | 830          | 2,416.40   |
| Hay Lakes, Village                  | 12                             | 609              | 1,613.55   | 214               | 453.25    | .....    | .....  | .....            | .....     | 830          | 2,416.40   |
| High Prairie, Town                  | 12                             | 10,210           | 31,953.04  | 1,315             | 3,422.95  | 17       | 18.40  | 11,067           | 12,130.06 | 11,542       | 47,530.45  |
| High River, M.H.D.                  | 12                             | 620              | 1,700.30   | 223               | 495.05    | .....    | .....  | .....            | .....     | 843          | 2,195.35   |
| Holden, M.H.D.                      | 12                             | 1,745            | 5,247.53   | 466               | 1,089.19  | 34       | 37.60  | 1,379            | 1,332.36  | 2,245        | 7,706.68   |
| Hughenden, M.H.D.                   | 12                             | 4,724            | 14,950.23  | 898               | 2,262.67  | 18       | 21.60  | 5,443            | 5,912.69  | 5,640        | 23,157.49  |
| Innisfail, M.H.D.                   | 12                             | 1,462            | 4,740.87   | 133               | 466.35    | .....    | .....  | 1,637            | 1,803.99  | 1,653        | 7,011.41   |
| Irma, M.H.D.                        | 12                             | 2,540            | 8,108.69   | 796               | 1,932.85  | .....    | .....  | 3,146            | 3,016.23  | 3,356        | 13,057.82  |
| Islay, M.H.D.                       | 12                             | 54               | 159.30     | 7                 | 17.15     | .....    | .....  | .....            | .....     | 61           | 176.45     |
| Irvine, Town                        | 9                              | 2,649            | 11,483.46  | 1,379             | 5,171.25  | 22       | 26.40  | 4,028            | 7,232.76  | 4,050        | 23,943.87  |
| Jasper Place, Town                  | 6                              | 634              | 2,041.87   | 70                | 174.15    | .....    | .....  | 646              | 742.05    | 704          | 2,958.07   |
| Killam, Village                     | 12                             | 385              | 1,020.25   | 70                | 150.50    | .....    | .....  | .....            | .....     | 455          | 1,170.75   |
| Kitscoty, Village                   | 12                             | 522              | 1,381.51   | 232               | 620.10    | .....    | .....  | 704              | 780.50    | 754          | 2,732.11   |
| Lac La Biche, Town                  | 12                             | 6,805            | 21,044.64  | 1,362             | 3,353.66  | 18       | 18.00  | 8,055            | 8,561.28  | 8,185        | 32,977.58  |
| Lacombe, M.H.D.                     | 12                             | 777              | 3,312.45   | 287               | 1,049.34  | .....    | .....  | 1,064            | 1,837.43  | 1,064        | 6,199.22   |
| Lac Ste. Anne, M.D.                 | 12                             | 917              | 3,189.34   | 167               | 470.38    | .....    | .....  | 822              | 1,199.88  | 1,084        | 4,859.60   |
| Lamont, Village                     | 6                              | .....            | .....      | .....             | .....     | .....    | .....  | .....            | .....     | .....        | .....      |

\* June, 1954 account, agreement no longer in effect.





TABLE 15—(Continued)

|                                     |       |         |              |         |            |       |          |         |            |         |              |
|-------------------------------------|-------|---------|--------------|---------|------------|-------|----------|---------|------------|---------|--------------|
| Provoat, M.H.D.                     | 12    | 3,090   | 9,537.86     | 662     | 1,632.68   | 16    | 17.40    | 3,701   | 3,915.06   | 3,768   | 15,123.00    |
| Provoat, M.D.                       | 12    | 290     | 811.86       | 18      | 187.05     | ..... | .....    | 127     | 114.30     | 368     | 1,113.31     |
| Public Welfare, Metis Colony No. 1  | 12    | 4       | 10.00        | 13      | 26.00      | ..... | .....    | .....   | .....      | 17      | 36.00        |
| Public Welfare, Metis Colony No. 3  | 12    | 216     | 649.78       | 212     | 510.76     | ..... | .....    | 233     | 246.99     | 428     | 1,407.53     |
| Public Welfare, Metis Colony No. 7  | 12    | 156     | 439.70       | 147     | 322.93     | ..... | .....    | 98      | 89.28      | 288     | 851.91       |
| Public Welfare, Metis Colony No. 8  | 12    | 137     | 214.12       | 197     | 448.92     | 18    | 18.00    | 98      | 90.00      | 288     | 771.04       |
| Public Welfare, Metis Colony No. 10 | 12    | 137     | 389.75       | 220     | 504.28     | 18    | 21.60    | 128     | 131.76     | 375     | 1,047.39     |
| Roadway, Village                    | 12    | 8       | 21.20        | 22      | 47.30      | ..... | .....    | .....   | .....      | 30      | 68.50        |
| Raymond, M.H.D.                     | 12    | 1,861   | 4,931.65     | 379     | 814.85     | 2     | 2.00     | .....   | .....      | 2,242   | 5,748.50     |
| Redcliff, Town                      | 12    | 1,139   | 3,358.55     | 218     | 584.10     | 31    | 31.00    | .....   | .....      | 1,388   | 3,923.65     |
| Red Deer, M.H.D.                    | 12    | 11,478  | 39,232.39    | 3,508   | 9,824.57   | 249   | 281.60   | 14,986  | 20,542.52  | 15,235  | 69,881.08    |
| Redwater, Town                      | 1     | 17      | 73.95        | 7       | 26.25      | ..... | .....    | .....   | 43.20      | 24      | 143.40       |
| Rimbeey, M.H.D.                     | 12    | 2,521   | 8,018.32     | 545     | 1,393.38   | ..... | .....    | 3,047   | 2,233.85   | 3,066   | 12,645.55    |
| Rocky Mountain House, M.H.D.        | 12    | 2,578   | 7,810.17     | 553     | 1,375.25   | 30    | 36.00    | 2,927   | 2,633.79   | 3,161   | 11,855.21    |
| Sedgewick, Village                  | 12    | 608     | 1,987.93     | 401     | 205.13     | ..... | .....    | 689     | 711.81     | 689     | 2,814.87     |
| Smoky Lake, M.D.                    | 12    | 2,025   | 6,780.00     | 804     | 1,121.50   | 33    | 37.40    | 1,538   | 1,970.36   | 2,462   | 9,909.26     |
| Smoky River, M.D.                   | 12    | 5,017   | 15,344.76    | 2,969   | 7,075.02   | 89    | 97.20    | 3,164   | 3,238.94   | 8,075   | 25,755.92    |
| Spirit River, M.H.D.                | 12    | 4,546   | 13,545.94    | 2,111   | 5,194.78   | 40    | 41.00    | 6,374   | 5,449.65   | 6,697   | 24,231.37    |
| Spruce Grove, Village               | 9     | 49      | 213.15       | 25      | 93.75      | ..... | .....    | 74      | 133.20     | 74      | 440.10       |
| St. Albert, Town                    | 12    | 552     | 2,254.76     | 379     | 1,348.13   | 8     | 9.60     | 931     | 1,580.10   | 939     | 5,192.59     |
| Stettler, M.H.D.                    | 12    | 8,314   | 25,677.67    | 1,531   | 3,840.78   | 36    | 43.20    | 9,425   | 10,082.98  | 9,881   | 39,644.63    |
| Stony Plain, Town                   | 12    | 575     | 2,084.39     | 30      | 93.77      | 18    | 18.00    | .....   | .....      | 623     | 2,196.16     |
| Stony Plain, M.D.                   | 12    | 4,744   | 19,654.89    | 1,029   | 3,654.16   | 18    | 21.60    | 5,754   | 9,852.54   | 5,791   | 33,183.19    |
| St. Paul, M.H.D.                    | 12    | 5,705   | 17,617.67    | 3,783   | 9,133.77   | 86    | 99.20    | 9,142   | 9,635.40   | 9,574   | 36,486.04    |
| Strathcona, M.D.                    | 12    | 4,395   | 17,923.74    | 1,280   | 4,520.47   | 97    | 111.80   | 5,642   | 9,542.58   | 5,772   | 32,098.59    |
| Strome, Village                     | 12    | 312     | 997.71       | 59      | 142.33     | ..... | .....    | 357     | 362.73     | 371     | 1,502.77     |
| Sturgeon River, M.D.                | 12    | 5,273   | 21,602.51    | 1,503   | 5,268.49   | 75    | 87.20    | 6,557   | 11,035.26  | 6,851   | 37,993.46    |
| Taber, M.H.D.                       | 12    | 5,583   | 16,815.76    | 1,906   | 4,602.46   | 173   | 191.00   | 4,414   | 4,215.06   | 4,662   | 25,824.28    |
| Thorhild, Village                   | 12    | 120     | 408.92       | 52      | 160.40     | ..... | .....    | 147     | 134.10     | 172     | 703.42       |
| Thorhild, County                    | 11    | 3,735   | 13,930.09    | 795     | 2,448.85   | 42    | 49.20    | 4,696   | 5,804.24   | 4,572   | 22,332.38    |
| Thorsby, Village                    | 12    | 110     | 449.51       | 24      | 85.00      | ..... | .....    | 134     | 226.80     | 134     | 761.31       |
| Three Hills, M.H.D.                 | 12    | 2,103   | 6,763.16     | 388     | 1,014.25   | 13    | 13.40    | 2,453   | 2,775.42   | 2,504   | 10,566.23    |
| Tofield, M.H.D.                     | 12    | 2,430   | 6,439.50     | 398     | 855.70     | 2     | 2.00     | .....   | .....      | 2,830   | 7,297.20     |
| Trochu, M.H.D.                      | 12    | 2,508   | 7,830.83     | 544     | 1,289.57   | 6     | 6.00     | 3,022   | 2,728.80   | 3,058   | 11,855.20    |
| Turner Valley, M.H.D.               | 12    | 2,816   | 7,462.40     | 705     | 1,515.75   | 33    | 33.00    | 4,294   | 4,701.96   | 3,554   | 9,011.15     |
| Two Hills, M.H.D.                   | 12    | 2,773   | 8,777.90     | 1,517   | 3,824.54   | 20    | 20.40    | .....   | .....      | 4,310   | 17,324.80    |
| Valleyview, Village                 | 6     | 74      | 235.32       | 23      | 59.34      | ..... | .....    | 97      | 91.46      | 97      | 386.12       |
| Vegreville, M.H.D.                  | 12    | 7,231   | 24,609.66    | 2,597   | 7,207.72   | 35    | 38.40    | 9,753   | 13,393.83  | 9,863   | 45,249.61    |
| Vermilion, M.H.D.                   | 12    | 4,796   | 14,220.96    | 873     | 2,153.87   | 54    | 64.80    | 4,954   | 4,014.90   | 5,729   | 20,454.53    |
| Viking, M.H.D.                      | 12    | 4,480   | 14,362.89    | 1,202   | 2,959.56   | 57    | 58.80    | 5,682   | 5,360.91   | 5,689   | 22,691.76    |
| Vulcan, M.H.D.                      | 12    | 4,747   | 14,710.88    | 1,152   | 2,814.07   | 54    | 62.80    | 5,612   | 5,988.96   | 5,933   | 23,576.71    |
| Wainwright, M.H.D.                  | 12    | 5,596   | 17,388.92    | 1,293   | 3,190.17   | 27    | 32.00    | 6,583   | 7,026.92   | 6,916   | 27,638.01    |
| Warburg, Village                    | 12    | 60      | 246.33       | 7       | 26.25      | ..... | .....    | 60      | 104.10     | 67      | 376.68       |
| Westlock, Town                      | 12    | 951     | 2,969.69     | 166     | 496.09     | 14    | 14.00    | 774     | 897.12     | 1,131   | 4,378.90     |
| Westlock, M.D.                      | 12    | 6,073   | 19,201.66    | 2,255   | 5,611.75   | 91    | 106.60   | 5,216   | 6,887.15   | 6,019   | 31,507.14    |
| Wetaskiwin, M.D.                    | 12    | 4,835   | 15,744.88    | 1,147   | 2,968.92   | 113   | 130.40   | 5,874   | 6,267.22   | 6,032   | 24,633.22    |
| Wetaskiwin, City                    | 12    | 2,811   | 9,170.21     | 360     | 862.58     | 67    | 80.40    | 3,134   | 3,520.08   | 3,238   | 13,638.27    |
| Willingdon, M.H.D.                  | 12    | 1,821   | 5,794.58     | 680     | 1,684.94   | 48    | 57.60    | 2,479   | 2,452.92   | 2,549   | 9,989.64     |
| TOTALS                              | ..... | 648,878 | 2,254,618.29 | 164,643 | 469,321.01 | 6,304 | 7,043.60 | 602,740 | 813,207.29 | 819,825 | 3,544,190.19 |

## THE MATERNITY HOSPITALIZATION PLAN

The most significant changes in the Alberta Maternity Hospitalization Plan which took place during 1955, was the upward revision of rates paid to hospitals on behalf of resident maternity patients. With the inclusion of the per diem and the extra per diem grants paid on behalf of both mothers and newborns, the payments effective April 1st, 1953.

- Group A Hospital—\$11.25 per day plus \$35.00 per case
- Group B Hospital—\$10.90 per day plus \$25.00 per case
- Group C Hospital—\$ 9.30 per day plus \$21.00 per case
- Group D Hospital—\$ 9.30 per day plus \$17.00 per case
- Group E Hospital—\$10.80\* per day plus \$13.00 per case

As in the case of the Provincial-Municipal Hospitalization Program, the province's expenditure on the Maternity Hospitalization Plan rose considerably during 1955 to \$2,542,969.90, an increase of \$363,819.05 or 16.7% over 1954. This represents an average expenditure of \$90.05 for each case covered in approved hospitals in 1955 as compared to \$75.56 in 1954. Most of this increased expenditure is due to the revision of rates, since the number of maternity patients and days increased only slightly over 1954 (677 cases and 2,759 days). In addition, \$9,480.00 was spent on behalf of 237 mothers, covered under the \$40.00 confinement at home grant. This is down considerably over 1954 when \$14,000.00 was spent on behalf of 350 mothers.

The average stay of maternity patients continued to decline in 1955, with the result that it is the lowest since figures were first compiled in 1951. In 1955 it was 7.6 days as compared to 8.4 days in 1951. This has tended to offset increases in maternity days due to the growth of the province's population and the rising birth rate experienced during this period. This is borne out by the fact that the percentage of maternity days to total hospital days has declined to 13.0% from 14.0% in 1951. Meanwhile, the percentage of maternity patients increased from 14.6 to 15.0% during the same period.

As between hospital groups, 50% of the maternity patients in the province were in the city group A hospitals, 12.8% were in the group B hospitals and the remainder of the rural C, D and E hospitals. The average stay of maternity patients in the group A city hospitals was considerably lower (7.3 days) than in the other hospitals (7.9 days) for the B hospitals and 8.0 days for the others.

## HOSPITALIZATION AND TREATMENT SERVICES PROGRAM FOR SOCIAL SERVICE RECIPIENTS

There was only one important change in the program of health care for Social Service Recipients in the province during 1955. Effective April 1st, 1955, the payments for the first twenty days of pensioner hospitalization were increased and an extra per diem grant of 50 cents per patient day is paid on behalf of hospitalized pensioners.

---

\* This includes Outpost Grant.

The average number of Social Service Recipients in the province during the year was 35,623, an increase of 1,858 over 1954. At December 31, 1955, this group comprised the following:

|                          | Recipients    | Spouses      | Dependent Children | Total         |
|--------------------------|---------------|--------------|--------------------|---------------|
| Old Age Security .....   | 19,736        | 2,093        | 304                | 22,133        |
| Old Age Assistance ..... | 5,411         | 1,081        | 287                | 6,779         |
| Mother's Allowance ..... | 1,781         |              | 4,296              | 6,077         |
| Widow's Allowance .....  | 800           |              | 5                  | 805           |
| Blind Pension .....      | 383           | 109          | 131                | 623           |
| <b>Total .....</b>       | <b>28,111</b> | <b>3,283</b> | <b>5,023</b>       | <b>36,417</b> |

PROVINCIAL EXPENDITURES ON BEHALF OF THE GROUP WERE AS FOLLOWS:

|                                     |                       |
|-------------------------------------|-----------------------|
| Hospitalization .....               | \$2,257,899.80        |
| Medical Care .....                  | 586,480.09            |
| Dental Care .....                   | 142,176.97            |
| Optical & Optometric Services ..... | 75,153.62             |
| Other treatment services .....      | 1,118.00              |
| <b>Total .....</b>                  | <b>\$3,062,828.48</b> |

These expenditures rose in 1955 (\$295,501.35 over 1954), mainly due to increase of hospitalization payments. The average per pensioner expenditure for the group (including the amount spent in per diem grants on behalf of pensioner hospitalization) was \$94.95 in 1955. In 1954, the amount spent was \$85.23. The details concerning the various benefits are discussed under separate headings.

### 1. Hospitalization of Social Service Recipients

The daily hospitalization payments including the \$1.50 per day paid in per diem and extra per diem grants are as follows:

| Hospital Group    | For First 20 days | Subsequent to 20th day |
|-------------------|-------------------|------------------------|
| Group A Hospitals | \$13.25 per day   | \$9.75 per day         |
| Group B Hospitals | \$10.95 per day   | \$8.40 per day         |
| Group C Hospitals | \$10.15 per day   | \$7.80 per day         |
| Group D Hospitals | \$ 9.95 per day   | \$7.80 per day         |
| Group E Hospitals | \$11.05 per day*  | \$9.30 per day*        |

\* Includes Outpost Grant of \$1.80 per day.

The number of days pensioners were hospitalized during the year was 250,615, an increase of 11.2% over 1954. The main reason for this increase is the rising rate of utilization of hospital facilities by pensioners, experienced since figures were first compiled in 1951. In 1955 this trend continued. Thus there were 7.0 days per pensioner in 1955 as compared with 6.7 in 1954 and 5.7 in 1951. The number of pensioners hospitalized per eligible pensioner increased from 0.37 in 1951 to 0.46 in 1955 (see Table below). During the same period, there was no marked trend in the average length of stay of pensioners. It varied between 15 and 16 days. This lends further evidence to the fact that the admission rate among pensioners is increasing.

The following table shows the average stay in hospital for each type of recipient, the number of individuals hospitalized compared with the number eligible for service. Data for previous years is included for comparative purposes.

## HOSPITAL UTILIZATION OF SOCIAL SERVICE RECIPIENTS BY GROUPS 1951 - 1955

|                          | Average Eligible |               |               |               |               | Number Hospitalized |               |               |               |               | % of Eligible |             |             |             |             | Average Stay in Hospital |             |             |             |             |
|--------------------------|------------------|---------------|---------------|---------------|---------------|---------------------|---------------|---------------|---------------|---------------|---------------|-------------|-------------|-------------|-------------|--------------------------|-------------|-------------|-------------|-------------|
|                          | 1951             | 1952          | 1953          | 1954          | 1955          | 1951                | 1952          | 1953          | 1954          | 1955          | 1951          | 1952        | 1953        | 1954        | 1955        | 1951                     | 1952        | 1953        | 1954        | 1955        |
| Old Age Group .....      | 21,129           | 24,831        | 26,348        | 26,987        | 28,299        | 8,828               | 10,869        | 12,468        | 13,410        | 14,640        | 41.8          | 43.7        | 47.3        | 49.7        | 51.7        | 16.2                     | 15.9        | 16.2        | 15.7        | 16.4        |
| Mother's Allowance ..... | 4,911            | 4,981         | 5,189         | 5,437         | 5,954         | 885                 | 921           | 963           | 1,061         | 1,126         | 18.0          | 18.5        | 18.8        | 19.3        | 19.9        | 7.5                      | 6.9         | 7.6         | 7.0         | 7.1         |
| Blind Pension .....      | 750              | 750           | 645           | 599           | 623           | 291                 | 273           | 284           | 353           | 385           | 38.8          | 36.7        | 44.0        | 48.9        | 50.6        | 14.8                     | 13.5        | 14.4        | 15.8        | 14.8        |
| Widow's Allowance ..     | .....            | 188           | 575           | 682           | 747           | .....               | 57            | 206           | 323           | 357           | .....         | 19.7        | 35.8        | 47.4        | 45.1        | .....                    | 10.5        | 12.2        | 11.9        | 11.4        |
| <b>Total .....</b>       | <b>26,790</b>    | <b>30,750</b> | <b>32,757</b> | <b>33,765</b> | <b>35,623</b> | <b>10,004</b>       | <b>12,100</b> | <b>13,921</b> | <b>15,087</b> | <b>16,418</b> | <b>37.3</b>   | <b>39.3</b> | <b>42.5</b> | <b>44.7</b> | <b>46.1</b> | <b>15.5</b>              | <b>15.2</b> | <b>15.5</b> | <b>15.0</b> | <b>15.6</b> |

## 2. *Medical Care of Social Service Recipients*

The provincial program of medical care to this group remained unchanged from 1954, with the province continuing to pay the Alberta College of Physicians and Surgeons \$1.37½ each month for every eligible individual under the plan and the latter looking after the disbursement of the funds to the individual practitioners concerned for medical services rendered to pensioners. In 1955, the province spent \$586,480.09 on this service as compared with \$543,848.86 in 1954. Out of this total the College spent approximately \$21,000.00 on the administration of this program.

## 3. *Dental Services for Social Service Recipients*

This program likewise remained unchanged from the year before. The province continued paying the Alberta Dental Association 33½ cents each month for every eligible individual under the plan with the Association looking after payments to individual dentists for services rendered to pensioners. This service cost the province \$142,176.97 in 1955 as compared with \$134,853.00 the year before out of this total, \$9,976.57 was spent on the administration of this program by the Association.

### SOCIAL SERVICE RECIPIENTS UTILIZATION OF DENTAL SERVICES 1953 - 1955

|                          | Number of Claims |              |              | As a % Eligible |             |             |
|--------------------------|------------------|--------------|--------------|-----------------|-------------|-------------|
|                          | 1953             | 1954         | 1955         | 1953            | 1954        | 1955        |
| Old Age Group .....      | 3,001            | 2,973        | 3,442        | 11.4            | 11.0        | 12.2        |
| Mother's Allowance ..... | 2,085            | 2,120        | 2,387        | 40.2            | 38.6        | 40.1        |
| Blind Pension .....      | 155              | 135          | 158          | 24.0            | 22.5        | 25.4        |
| Widow's Allowance .....  | 104              | 127          | 129          | 18.1            | 18.6        | 17.3        |
| <b>Total .....</b>       | <b>5,355</b>     | <b>5,355</b> | <b>6,116</b> | <b>16.3</b>     | <b>15.9</b> | <b>17.2</b> |

On examining the utilization of dental services by pensioners it is noted that it was higher in 1955 than during the previous two years. Most of the claims occur in the old age and the mother's allowance groups, with the latter having about two-thirds the claims of the old age group. This high rate of utilization in the mother's allowance group is due to the high percentage of children in it.

## 4. *Optical Services for Social Service Recipients*

A decrease in the optical services for pensioners and a slight drop in the expenditures on this phase of the program occurred in 1955, contrary to the general trend experienced elsewhere in the pension program.

A total of 4,333 accounts for glasses were approved and paid for, with the expenditure being \$55,776.91 as against \$56,541.19 in 1954. Out of these, 4,286 refractions were carried out by optometrists, about the same number as last year 4,265. The re-

mainder were done by eye specialists, and these were down very considerably from 1954. The total payments to optometrists in 1955 was \$19,376.71, slightly higher than last year. Payment to the medical eye specialists is a part of the over-all medical program.

### POLIOMYELITIS HOSPITALIZATION AND TREATMENT PROGRAM

There was no change in the provincial program for the hospitalization and treatment of poliomyelitis sufferers during 1955. With the decline in the number of acute cases during 1954 and 1955, and the gradual decline of post-isolation cases in 1955, the provincial expenditure on poliomyelitis hospitalization registered a significant drop from 1954 of 42.3%. This is the only service of the entire provincial hospitalization program which showed a decrease in expenditure during the year. The medical services portion of the poliomyelitis program, however, showed a slight increase in expenditure over 1954, due to the larger number of operations performed on those suffering from the after-effects of polio. The vast majority of the patients were treated in the hospitals at Edmonton, Calgary and Banff. Only a very few poliomyelitis patients were treated in the other hospitals, mostly during the isolation period. The greatest number of patients were treated at the University Hospital in Edmonton.

The rates paid to hospitals for the isolation and post-isolation care of poliomyelitis patients remained unchanged from the year before and were as follows:

#### ISOLATION PERIOD

| Class of Hospital | Patient Pays Per Day | PROVINCE PAYS PER DAY                         |   |                          |
|-------------------|----------------------|---|---|--------------------------|
|                   |                      | For Patients Requiring Ordinary Bed Care Only | For Tracheotomy Cases Requiring Bed Care Only | For All Respirator Cases |
| A                 | \$2.00               | \$10.25 and \$1.00                            | \$30.00 and \$1.00                            | \$40.00 and \$1.00       |
| B                 | \$1.80               | \$ 8.30 and \$1.00                            | \$30.00 and \$1.00                            | \$40.00 and \$1.00       |
| C                 | \$1.60               | \$ 7.10 and \$1.00                            | \$30.00 and \$1.00                            | \$40.00 and \$1.00       |
| D                 | \$1.50               | \$ 6.80 and \$1.00                            | \$30.00 and \$1.00                            | \$40.00 and \$1.00       |
| E                 | \$1.30               | \$ 5.90 and \$1.00                            | \$30.00 and \$1.00                            | \$40.00 and \$1.00       |

#### POST-ISOLATION PERIOD

| Class of Hospital | Patient Pays Per Day | PROVINCE PAYS PER DAY            |  |                  |
|-------------------|----------------------|----------------------------------|--|------------------|
|                   |                      | Patients Requiring Bed Care Only | Extra Payment For Those in Respirators | For Medical Care |
| A                 | Nil                  | \$10.25 and \$1.00               | \$15.00                                | 60c              |
| B                 | Nil                  | \$ 8.30 and \$1.00               | \$15.00                                | 60c              |
| C                 | Nil                  | \$ 7.10 and \$1.00               | \$15.00                                | 60c              |
| D                 | Nil                  | \$ 6.80 and \$1.00               | \$15.00                                | 60c              |
| E                 | Nil                  | \$ 5.90 and \$1.00               | \$15.00                                | 60c              |

During 1955, the province paid a total of \$641,334.93 to approved hospitals in the province on behalf of poliomyelitis

patients. The amount paid in 1954 was \$1,079,951.24. The breakdown of these payments with 1954 figures included for comparison was as follows:

|   | 1954                  | 1955                 |
|---|-----------------------|----------------------|
| Isolation hospital care .....             | \$ 59,422.05          | \$ 27,840.05         |
| Post-isolation hospital care .....        | 914,275.80            | 534,517.15           |
| Medical care in hospital .....            | 84,457.45             | 98,212.50            |
| Medical supervision in hospital .....     | 13,416.63             | 10,450.00            |
| Appliances and out-patient services ..... | 48,217.76             | 43,471.73            |
| Total .....                               | <u>\$1,119,789.69</u> | <u>\$ 714,056.50</u> |

Of the above medical care in hospital, a total of \$51,100.00 was paid to the College of Physicians and Surgeons for medical care of respirator cases, \$22,056.50 was paid to surgeons for operative procedures, and the remaining \$25,056.00 for other medical care cases.

### ALBERTA MUNICIPAL HOSPITAL DISTRICTS

As of December 31, 1955, there are 70 municipal hospital districts operating in the province with 55 of them operating their own hospitals and the remaining 15 functioning under agreements with other hospitals. In 1954, there were 69 municipal hospital districts. Their number was increased in 1955 by the creation of the Banff National Park M.H.D. No. 71, effective July 1st, 1955.

The municipal hospital districts of this province provide a comprehensive hospitalization service for their residents under the Provincial-Municipal Hospitalization Plan. For details see the Provincial-Municipal Hospitalization Plan.

The district obtains its funds by requisition on the municipal units comprising the district. Where they operate a hospital they also requisition the contributing municipalities for capital cost, debentures and interest as well as any overall deficit that may occur. Maternity, pensioner and poliomyelitis services are provided by the government by direct payments to the district's hospital.

The total assessable acreage under the Municipal Hospital Plan on January 1st, 1955, was 33,785,305 with a total assessed value of \$453,370,360.00. The total requisitions for all municipal hospital districts in 1955 were \$2,760,483.37, levied on an average mill rate tax of 6.008.



TABLE 16: MUNICIPAL HOSPITAL DATA

| HOSPITAL                   | M.H.D.<br>Number | COST PER<br>PATIENT DAY                   |   | Minimum<br>Tax | Adult and<br>Children Days<br>Plus %<br>Newborn<br>Days | Bed<br>and Crib<br>Capacity | Dec. 31, 1955<br>Debiture<br>Principal<br>Outstanding |
|----------------------------|------------------|---|---|----------------|---|-----------------------------|---|
|                            |                  | Including<br>Cap., Int.<br>& Depreciation | Excluding<br>Cap., Int.<br>& Depreciation |                |   |                             |   |
| Athabasca .....            | 13               | 9.16                                      | 7.58                                      | 10.00          | 10,927  | 42                          | 150,563.03  |
| Bassano .....              | 6                | 10.28                                     | 9.77                                      | 8.00           | 5,880   | 26                          | .....   |
| Beaverlodge .....          | 32               | 10.77                                     | 10.27                                     | 6.00           | 3,278   | 9                           | 57,530.00   |
| Bentley .....              | 43               | 17.60                                     | 13.73                                     | 8.00           | 2,720   | 16                          | 28,800.00   |
| Berwyn .....               | 50               | 9.30                                      | 7.00                                      | 10.00          | 4,408   | 21                          | 30,000.00   |
| Brooks .....               | 28               | 14.00                                     | 12.58                                     | 10.00          | 12,153  | 64                          | 136,250.00  |
| Cardston .....             | 5                | 13.57                                     | 13.08                                     | 10.00          | 7,596   | 24                          | .....   |
| Cereal .....               | 46               | 11.83                                     | 11.06                                     | 6.00           | 2,936   | 9                           | 6,495.00  |
| Claresholm .....           | 24               | 9.93                                      | 9.27                                      | 10.00          | 10,740  | 42                          | 32,069.27   |
| Consort .....              | 22               | 11.27                                     | 9.62                                      | 6.00           | 4,774   | 22                          | 45,000.00   |
| Coronation .....           | 39               | 8.55                                      | 8.01                                      | 10.00          | 5,273   | 18                          | 10,000.00   |
| Crows Nest Pass .....      | 40               | 13.81                                     | 11.58                                     | 10.00          | 11,751  | 72                          | 214,500.00  |
| Didsbury .....             | 33               | 12.02                                     | 10.74                                     | 6.00           | 8,133   | 25                          | 48,479.74   |
| Drumheller .....           | 3                | 13.29                                     | 12.04                                     | 10.00          | 22,374  | 94                          | 200,000.00  |
| Eckville .....             | 30               | 12.36                                     | 10.03                                     | 10.00          | 4,904   | 29                          | 45,910.51   |
| Elk Point .....            | 18               | 8.52                                      | 7.25                                      | 10.00          | 16,093  | 51                          | 118,000.00  |
| Elnora .....               | 44               | 12.78                                     | 10.79                                     | 8.00           | 2,838   | 16                          | 40,000.00   |
| Empress .....              | 53               | 13.36                                     | 12.44                                     | 10.00          | 3,380   | 23                          | .....   |
| Fairview .....             | 59               | 8.81                                      | 7.46                                      | 8.00           | 9,680   | 32                          | 45,000.00   |
| Glendon .....              | 57               | 14.41                                     | 11.84                                     | 10.00          | 3,452   | 8                           | 42,400.00   |
| Grande Prairie .....       | 14               | 8.62                                      | 8.02                                      | 10.00          | 26,051  | 79                          | 45,000.00   |
| Hanna .....                | 9                | 9.56                                      | 9.24                                      | 8.00           | 13,151  | 43                          | 50,000.00   |
| High River .....           | 11               | 10.12                                     | 9.56                                      | 6.00           | 14,395  | 44                          | 64,000.00   |
| Innisfail .....            | 16               | 10.46                                     | 9.63                                      | 6.00           | 8,765   | 28                          | .....   |
| Islay .....                | 4                | 9.87                                      | 9.31                                      | 8.00           | 3,388   | 13                          | .....   |
| Lacombe .....              | 54               | 10.48                                     | 9.44                                      | 10.00          | 14,568  | 50                          | 84,500.00   |
| Little Bow .....           | 25               | 15.50*                                    | 15.50                                     | 10.00          | 2,395   | 14                          | .....   |
| Lloydminster .....         | 8                | .....                                     | .....                                     | 9.00           | 15,267  | 92                          | .....   |
| Lethbridge .....           | 65               | 23.07                                     | 17.78                                     | 10.00          | 29,805  | 192                         | 2,808,601.45  |
| Macleod .....              | 48               | 14.18                                     | 13.69                                     | 10.00          | 6,647   | 14                          | 34,061.02   |
| Magrath .....              | 29               | 11.64                                     | 9.79                                      | 6.00           | 5,262   | 22                          | 71,500.00   |
| Manning .....              | 70               | 13.29                                     | 10.37                                     | 10.00          | 3,685   | 16                          | 122,874.44  |
| Mannville .....            | 1                | 12.28                                     | 11.10                                     | 8.00           | 3,696   | 15                          | .....   |
| Mayerthorpe .....          | 38               | 11.75                                     | 10.53                                     | 12.00          | 9,474   | 20                          | 71,115.22   |
| Medicine Hat .....         | 69               | 11.45                                     | 11.26                                     | 10.00          | 41,734  | 118                         | 500,000.00  |
| Myrnam .....               | 23               | 16.20                                     | 12.73                                     | 10.00          | 4,528   | 20                          | 106,734.91  |
| Olds .....                 | 26               | 10.98                                     | 10.21                                     | 8.00           | 10,048  | 31                          | 63,947.19   |
| Oyen .....                 | 35               | 11.87                                     | 10.78                                     | 10.00          | 3,664   | 17                          | 37,892.16   |
| Peace River .....          | 21               | 9.96                                      | 9.08                                      | 8.00           | 13,205  | 37                          | 43,900.00   |
| Ponoka .....               | 37               | 12.72                                     | 10.39                                     | 10.00          | 11,742  | 48                          | 162,381.44  |
| Provost .....              | 12               | 13.69                                     | 11.91                                     | 10.00          | 6,855   | 26                          | 85,000.00   |
| Raymond .....              | 31               | 13.58                                     | 12.63                                     | 10.00          | 3,843   | 18                          | 23,367.55   |
| Red Deer .....             | 15               | 12.42                                     | 11.03                                     | 8.00           | 30,204  | 104                         | 373,321.54  |
| Rimbey .....               | 52               | 11.48                                     | 10.01                                     | 9.00           | 9,145   | 19                          | 103,500.00  |
| Rocky Mountain House ..... | 49               | 10.40                                     | 8.17                                      | 10.00          | 7,753   | 35                          | 104,445.48  |
| Stettler .....             | 20               | 9.93                                      | 9.12                                      | 10.00          | 17,071  | 56                          | 100,500.00  |
| Taber .....                | 27               | 14.81                                     | 12.52                                     | 6.00           | 15,473  | 68                          | 344,134.26  |
| Three Hills .....          | 45               | 14.77                                     | 12.06                                     | 10.00          | 4,759   | 25                          | 70,050.00   |
| Tofield .....              | 47               | 10.68                                     | 9.21                                      | 10.00          | 7,493   | 18                          | 80,554.79   |
| Turner Valley .....        | 66               | 11.66                                     | 11.48                                     | 8.00           | 6,391   | 22                          | 6,000.00  |
| Two Hills .....            | 42               | 10.56                                     | 9.02                                      | 10.00          | 7,777   | 25                          | 92,500.00   |
| Vermilion .....            | 2                | 10.56                                     | 8.35                                      | 6.00           | 10,354  | 54                          | 223,294.19  |
| Viking .....               | 10               | 12.76                                     | 10.56                                     | 6.00           | 8,592   | 35                          | 99,500.00   |
| Vulcan .....               | 19               | 10.58                                     | 9.18                                      | 6.00           | 8,915   | 37                          | 39,000.00   |
| Wainwright .....           | 17               | 10.03                                     | 8.57                                      | 9.00           | 14,649  | 48                          | 140,500.00  |

\* Not reporting depreciation.

TABLE 17: 1955 REQUISITION

**Athabasca M.H.D. No. 13**

| Contributing Units      | Requisition         | Acreage       | Assessed Value         | Mill Rate | Population          |
|-------------------------|---------------------|---------------|------------------------|-----------|---------------------|
| M.D. No. 103 .....      | \$ 14,371.80        |               | \$ 2,874,360.00        | 5         |                     |
| L.I.D. No. 107 .....    | 1,203.83            | 27,402        | 240,765.00             | 5         |                     |
| L.I.D. No. 122 .....    | 433.80              | 9,060         | 86,760.00              | 5         |                     |
| Town of Athabasca ..... | 5,492.92            |               | 1,098,584.00           | 5         | 1,218               |
|                         | <u>\$ 21,502.35</u> | <u>36,462</u> | <u>\$ 4,300,469.00</u> |           | <u>(est.) 6,428</u> |

**Barrhead M.H.D. No. 67**

| Contributing Units          | Requisition         | Acreage        | Assessed Value         | Mill Rate | Population   |
|-----------------------------|---------------------|----------------|------------------------|-----------|--------------|
| M.D. Westlock No. 92 .....  | \$ 424.00           | 8,960          | \$ 69,380.00           | 6.1       | 185          |
| M.D. Barrhead No. 106 ..... | 15,554.00           |                | 2,525,135.00           | 6.15      |              |
| M.D. St. Anne No. 93 .....  | 542.00              |                | 8,882.00               | 6.1       |              |
| L.I.D. No. 108 .....        | 1,668.00            | 51,705         | 273,030.00             | 6.1       |              |
| Town of Barrhead .....      | 6,809.00            |                | 1,114,279.00           | 6.1       | 1,880        |
|                             | <u>\$ 24,997.00</u> | <u>415,445</u> | <u>\$ 4,080,644.00</u> |           | <u>2,065</u> |

**Bassano M.H.D. No. 6**

| Contributing Units          | Requisition         | Acreage        | Assessed Value         | Mill Rate | Population   |
|-----------------------------|---------------------|----------------|------------------------|-----------|--------------|
| County Vulcan No. 2 .....   | \$ 4,508.00         |                | 901,515.00             | 5         |              |
| County Newell No. 4 .....   | 7,140.00            |                | 1,298,260.00           | 5.5       |              |
| M.D. Wheatland No. 40 ..... | 5,760.00            |                | 1,047,180.00           | 5.5       |              |
| Town of Bassano .....       | 2,466.00            |                | 397,685.00             | 6.2       | 730          |
| Village of Hussar .....     | 1,004.00            |                | 200,897.00             | 5         | 185          |
| Village of Rosemary .....   | 597.00              |                | 108,573.00             | 5.5       | 210          |
|                             | <u>\$ 21,475.00</u> | <u>841,583</u> | <u>\$ 3,954,110.00</u> |           | <u>3,928</u> |

**Beveridge M.H.D. No. 32**

| Contributing Units             | Requisition         | Acreage        | Assessed Value         | Mill Rate | Population   |
|--------------------------------|---------------------|----------------|------------------------|-----------|--------------|
| County of Grande Prairie No. 1 | \$ 10,364.00        |                | \$ 1,311,890.00        | 7.9       | 3,000        |
| Village of Beaveridge .....    | 4,638.00            |                | 587,050.00             | 7.9       | 800          |
|                                | <u>\$ 15,002.00</u> | <u>225,360</u> | <u>\$ 1,898,940.00</u> |           | <u>3,800</u> |

**Bentley M.H.D. No. 43**

| Contributing Units           | Requisition         | Acreage        | Assessed Value         | Mill Rate | Population   |
|------------------------------|---------------------|----------------|------------------------|-----------|--------------|
| Lacombe No. 64 .....         | \$ 15,430.00        |                | \$ 1,341,750.00        | 11.5      |              |
| Red Deer No. 55 .....        | 146.00              |                | 12,740.00              | 11.5      |              |
| County of Ponoka No. 3 ..... | 653.00              |                | 56,860.00              | 11.5      |              |
| Village of Bentley .....     | 5,316.00            |                | 443,000.00             | 12        |              |
|                              | <u>\$ 21,545.00</u> | <u>117,025</u> | <u>\$ 1,854,350.00</u> |           | <u>2,192</u> |

**Berwyn M.H.D. No. 50**

| Contributing Units             | Requisition         | Acreage        | Assessed Value         | Mill Rate | Population    |
|--------------------------------|---------------------|----------------|------------------------|-----------|---------------|
| M.D. Peace River No. 135 ..... | \$ 7,322.00         | 234,516        | \$ 1,464,588.00        | 5         | 1,286         |
| L.I.D. No. 138 .....           | 796.00              |                | 159,240.00             | 5         |               |
| L.I.D. No. 139 .....           | 536.00              |                | 107,300.00             | 5         | 405           |
| Town of Grimshaw .....         | 3,385.00            |                | 677,042.00             | 5         | 755           |
| Village of Berwyn .....        | 1,652.00            |                | 275,345.00             | 6         | 353           |
|                                | <u>\$ 13,691.00</u> | <u>234,516</u> | <u>\$ 2,683,515.00</u> |           | <u>21,799</u> |

**Boyle M.H.D. No. 61**

| Contributing Units      | Requisition        | Acreage        | Assessed Value         | Mill Rate | Population   |
|-------------------------|--------------------|----------------|------------------------|-----------|--------------|
| Athabasca No. 103 ..... | \$ 6,900.00        | 145,420        | \$ 1,558,495.00        | 4         | 2,492        |
| L.I.D. No. 102 .....    | 375.00             | 12,079         | 47,335.00              | 8         | 184          |
| Village of Boyle .....  | 1,800.00           |                | 238,350.00             | 8         | 450          |
|                         | <u>\$ 9,075.00</u> | <u>157,499</u> | <u>\$ 1,843,175.00</u> |           | <u>3,126</u> |

**Brooks M.H.D. No. 28**

| Contributing Units       | Requisition         | Acreage        | Assessed Value         | Mill Rate | Population    |
|--------------------------|---------------------|----------------|------------------------|-----------|---------------|
| County Newell .....      | \$ 39,230.00        |                | \$ 2,884,534.00        | 12.4      |               |
| County Vulcan .....      | 499.50              |                | 36,725.00              | 12.4      |               |
| S.A. No. 4 .....         | 1,010.50            |                | 73,275.00              | 12.4      |               |
| I.D. No. 22 .....        | 259.50              |                | 19,080.00              | 12.4      |               |
| Town of Brooks .....     | 25,615.00           |                | 2,297,825.00           | 12.4      |               |
| Village of Duchess ..... | 1,652.50            |                | 143,498.00             | 12.4      |               |
| Village of Tilley .....  | 1,734.00            |                | 148,649.00             | 12.4      |               |
|                          | <u>\$ 70,001.00</u> | <u>746,100</u> | <u>\$ 5,603,586.00</u> |           | <u>10,020</u> |

## 1955 REQUISITIONS

| Contributing Units                   | Requisition         | Acreage          | Assessed Value         | Mill Rate | Population    |
|--------------------------------------|---------------------|------------------|------------------------|-----------|---------------|
| <b>Calgary Rural M.H.D. No. 63</b>   |                     |                  |                        |           |               |
| M.D. Foothills No. 31 .....          | \$ 6,800.00         |                  | \$ 2,816,618.00        | 2.4       | 2,250         |
| M.D. Wheatland No. 40 .....          | 22,560.00           |                  | 9,342,150.00           | 2.4       | 4,680         |
| M.D. Calgary No. 44 .....            | 48,260.00           |                  | 20,018,083.00          | 2.4       | 10,378        |
| M.D. Kneehill No. 48 .....           | 4,660.00            |                  | 1,931,700.00           | 2.4       | 1,275         |
| M.D. Mountain View No. 49 .....      | 4,800.00            |                  | 1,985,545.00           | 2.4       | 1,250         |
| I.D. No. 46 .....                    | 4,300.00            |                  | 1,778,720.00           | 2.4       | 2,804         |
| I.D. No. 946 .....                   | 540.00              |                  | 223,204.00             | 2.4       | 338           |
| I.D. No. 50 .....                    | 40.00               |                  | 9,535.00               | 5         | 120           |
| Town of Gleichen .....               | 1,430.00            |                  | 415,300.00             | 3.4       | 435           |
| Town of Strathmore .....             | 2,230.00            |                  | 632,470.00             | 3.5       | 704           |
| Village of Acme .....                | 1,200.00            |                  | 350,840.00             | 3.5       | 347           |
| Village of Airdrie .....             | 950.00              |                  | 277,251.00             | 3.5       | 287           |
| Village of Belseker .....            | 1,220.00            |                  | 360,338.00             | 3.4       | 350           |
| Village of Cluny .....               | 500.00              |                  | 131,890.00             | 3.9       | 176           |
| Village of Cochrane .....            | 1,770.00            |                  | 444,263.00             | 3.5       | 700           |
| Village of Crossfield .....          | 1,490.00            |                  | 428,100.00             | 3.5       | 466           |
| Village of Irricana .....            | 610.00              |                  | 177,600.00             | 3.5       | 180           |
| Village of Rockyford .....           | 820.00              |                  | 241,810.00             | 3.4       | 240           |
| Village of Standard .....            | 820.00              |                  | 236,610.00             | 3.4       | 240           |
|                                      | <u>\$105,000.00</u> | <u>2,302,508</u> | <u>\$41,802,027.00</u> |           | <u>27,220</u> |
| <b>Cardston M.H.D. No. 5</b>         |                     |                  |                        |           |               |
| M.D. Cardston No. 6 .....            | \$ 36,940.00        | 900,000          | \$ 5,277,147.00        | 7         | 3,819         |
| Town of Cardston .....               | 12,173.00           |                  | 1,739,047.00           | 7         | 2,500         |
|                                      | <u>\$ 49,113.00</u> | <u>900,000</u>   | <u>\$ 7,016,194.00</u> |           | <u>6,319</u>  |
| <b>Castor M.H.D. No. 41</b>          |                     |                  |                        |           |               |
| M.D. Paintearth No. 53 .....         | \$ 8,389.00         |                  | \$ 2,796,335.00        | 3         | 1,750         |
| M.D. Stettler No. 54 .....           | 137.00              |                  | 45,570.00              | 3         | 80            |
| Town of Castor .....                 | 2,342.00            |                  | 780,633.00             | 3         | 950           |
| Village of Halkirk .....             | 504.00              |                  | 168,204.00             | 3         | 160           |
|                                      | <u>\$ 11,372.00</u> | <u>375,184</u>   | <u>\$ 3,790,742.00</u> |           | <u>2,940</u>  |
| <b>Cereal M.H.D. No. 46</b>          |                     |                  |                        |           |               |
| S.A. No. 3 .....                     | \$ 12,375.00        | 705,344          | \$ 1,391,861.00        | 8.89      | 875           |
| Village of Cereal .....              | 1,052.00            |                  | 109,125.00             | 9.64      | 161           |
|                                      | <u>\$ 13,427.00</u> | <u>705,344</u>   | <u>\$ 1,500,986.00</u> |           | <u>1,036</u>  |
| <b>Claresholm M.H.D. No. 24</b>      |                     |                  |                        |           |               |
| M.D. Willow Creek No. 26 .....       | \$ 19,808.00        | 336,846          | \$ 5,960,190.00        | 3.32      | 2,650         |
| Town of Claresholm .....             | 6,933.00            | 7,680            | 2,443,052.00           | 2.82      | 2,633         |
| Town of Stavely .....                | 1,231.00            |                  | 371,305.00             | 3.31      | 350           |
|                                      | <u>\$ 27,972.00</u> | <u>344,526</u>   | <u>\$ 8,774,547.00</u> |           | <u>5,633</u>  |
| <b>Consort M.H.D. No. 22</b>         |                     |                  |                        |           |               |
| S.A. No. 3 .....                     | \$ 18,016.00        | 776,029          | \$ 2,402,210.00        | 9         | 2,000         |
| Village of Consort .....             | 2,662.00            |                  | 354,950.00             | 9         | 450           |
|                                      | <u>\$ 20,678.00</u> | <u>776,029</u>   | <u>\$ 2,757,160.00</u> |           | <u>2,450</u>  |
| <b>Coronation M.H.D. No. 39</b>      |                     |                  |                        |           |               |
| M.D. Paintearth .....                | \$ 8,945.00         | 360,000          | \$ 2,236,267.00        | 4         | 1,500         |
| M.D. Provost .....                   | 178.00              |                  | 44,540.00              | 4         | 50            |
| S.A. No. 2 and No. 3 .....           | 1,917.00            | 233,619          | 479,320.00             | 4         | 700           |
| Town of Coronation .....             | 3,196.00            |                  | 799,095.00             | 4         | 800           |
|                                      | <u>\$ 14,236.00</u> | <u>593,619</u>   | <u>\$14,236,888.00</u> |           | <u>3,050</u>  |
| <b>Crows Nest Pass M.H.D. No. 40</b> |                     |                  |                        |           |               |
| M.D. Pincher Creek No. 9 .....       | \$ 1,125.50         |                  | \$ 137,590.00          | 8.18      |               |
| L.I.D. No. 10 .....                  | 34,918.59           |                  | 4,268,670.00           | 8.18      |               |
| Town of Blairmore .....              | 14,643.46           |                  | 1,790,154.00           | 8.18      |               |
| Town of Coleman .....                | 9,419.35            |                  | 1,151,510.00           | 8.18      |               |
| Village of Frank .....               | 1,495.10            |                  | 182,894.00             | 8.18      |               |
|                                      | <u>\$ 61,602.00</u> | <u>46,364</u>    | <u>\$ 7,530,818.00</u> |           | <u>9,063</u>  |
| <b>Daysland M.H.D. No. 58</b>        |                     |                  |                        |           |               |
| M.D. Camrose No. 63 .....            | \$ 5,058.00         |                  | \$ 1,264,690.00        | 4         |               |
| M.D. Flagstaff No. 62 .....          | 7,598.00            |                  | 1,899,630.00           | 4         |               |
| Town of Daysland .....               | 1,567.00            |                  | 391,972.00             | 4         |               |
|                                      | <u>\$ 14,223.00</u> | <u>250,243</u>   | <u>\$ 3,556,292.00</u> |           | <u>3,401</u>  |

## 1955 REQUISITIONS

| Contributing Units               | Requisition         | Acreage        | Assessed Value         | Mill Rate | Population    |
|----------------------------------|---------------------|----------------|------------------------|-----------|---------------|
| <b>Delburne M.H.D. No. 62</b>    |                     |                |                        |           |               |
| Pt. M.D. Red Deer .....          | \$ 4,586.00         | 124,840        | \$ 1,288,320.00        | 3.53      | 1,400         |
| Village of Delburne .....        | 1,414.00            |                | 397,370.00             | 3.53      | 438           |
|                                  | <u>\$ 6,000.00</u>  | <u>124,840</u> | <u>\$ 1,685,690.00</u> |           | <u>1,838</u>  |
| <b>Didsbury M.H.D. No. 33</b>    |                     |                |                        |           |               |
| M.D. Mountain View No. 49 ....   | \$ 29,788.00        | 466,352        | \$ 5,180,905.00        | 5.75      | 3,800         |
| L.I.D. No. 50 .....              | 992.00              | 34,560         | 172,500.00             | 5.75      | 80            |
| Town of Didsbury .....           | 8,100.00            | 902            | 1,296,100.00           | 6.25      | 1,215         |
| Village of Cremona .....         | 440.00              | 100            | 76,440.00              | 5.75      | 200           |
|                                  | <u>\$ 39,320.00</u> | <u>501,914</u> | <u>\$ 6,725,945.00</u> |           | <u>5,295</u>  |
| <b>Drumheller M.H.D. No. 3</b>   |                     |                |                        |           |               |
| M.D. Wheatland No. 40 .....      | \$ 11,060.00        | 165,000        | \$ 1,902,888.00        | 5½        | 1,230         |
| M.D. Starland No. 47 .....       | 33,280.00           | 388,439        | 5,905,947.00           | 5½        | 2,915         |
| M.D. Kneehill No. 48 .....       | 16,100.00           | 190,920        | 2,798,638.00           | 5½        | 3,000         |
| S.A. No. 42 .....                | 27,500.00           | 33,049         | 3,071,350.00           | 5½        | 6,600         |
| S.A. No. 2 .....                 | 1,960.00            | 94,539         | 311,690.00             | 5½        | 120           |
| City of Drumheller .....         | 19,055.00           | 230            | 2,285,075.00           | 5½        | 2,574         |
| Village of Munson .....          | 500.00              | 160            | 103,248.00             | 3½        | 90            |
| Village of Morrin .....          | 830.00              | 12             | 227,450.00             | 3½        | 220           |
| Village of Rumsey .....          | 420.00              | 29             | 110,310.00             | 3½        | 121           |
| Village of Delia .....           | 1,360.00            | 240            | 501,030.00             | 3½        | 265           |
| Village of Carbon .....          | 1,260.00            | 191            | 239,090.00             | 3½        | 387           |
|                                  | <u>\$113,325.00</u> | <u>724,309</u> | <u>\$17,456,716.00</u> |           | <u>17,522</u> |
| <b>Eckville M.H.D. No. 30</b>    |                     |                |                        |           |               |
| Red Deer No. 55 .....            | \$ 6,870.00         |                | \$ 947,540.00          | 7.25      |               |
| Raven No. 57 .....               | 3,477.00            |                | 479,550.00             | 7.25      |               |
| Lacombe No. 64 .....             | 9,752.00            |                | 1,345,090.00           | 7.25      |               |
| L.I.D. No. 65 .....              | 3,570.00            |                | 492,420.00             | 7.25      |               |
| Village of Eckville .....        | 2,868.00            |                | 369,990.00             | 7.75      |               |
|                                  | <u>\$ 26,537.00</u> | <u>283,094</u> | <u>\$ 3,634,590.00</u> |           | <u>4,438</u>  |
| <b>Elk Point M.H.D. No. 18</b>   |                     |                |                        |           |               |
| M.D. St. Paul No. 86 .....       | \$ 17,756.00        | 243,513        | \$ 1,775,600.00        | 10        | 4,200         |
| M.D. Bonnyville No. 87 .....     | 1,613.00            | 30,695         | 161,355.00             | 10        | 400           |
| M.D. Eagle No. 81 .....          | 2,118.00            | 22,974         | 211,835.00             | 10        | 375           |
| M.D. Vermilion River No. 71 .... | 6,726.00            | 134,102        | 672,620.00             | 10        | 954           |
| Town of Elk Point .....          | 4,276.00            |                | 427,682.00             | 10        | 543           |
|                                  | <u>\$ 32,489.00</u> | <u>431,284</u> | <u>\$ 3,249,092.00</u> |           | <u>6,472</u>  |
| <b>Elnora M.H.D. No. 44</b>      |                     |                |                        |           |               |
| M.D. Red Deer .....              | \$ 11,587.00        |                | \$ 1,158,744.00        | 10        | 1,301         |
| M.D. Kneehill .....              | 4,878.00            |                | 487,845.00             | 10        | 308           |
| Village of Elnora .....          | 2,297.00            |                | 208,941.00             | 11        | 240           |
|                                  | <u>\$ 18,762</u>    | <u>167,160</u> | <u>\$ 1,855,530.00</u> |           | <u>1,849</u>  |
| <b>Empress M.H.D. No. 53</b>     |                     |                |                        |           |               |
| M.D. Acadia No. 34 .....         | \$ 6,438.00         | 132,315        | \$ 735,690.00          | 8.75      | 475           |
| S.A. No. 3 .....                 | 295.00              | 8,493          | 33,660.00              | 8.75      | 50            |
| S.A. No. 2 .....                 | 7,272.00            | 83,643         | 842,475.00             | 8.75      | 488           |
| L.I.D. No. 21 .....              | 848.00              | 20,512         | 96,890.00              | 8.75      | 125           |
| Village of Empress .....         | 2,665.00            | 320            | 304,545.00             | 8.75      | 475           |
|                                  | <u>\$ 17,538.00</u> | <u>245,293</u> | <u>\$ 2,013,260.00</u> |           | <u>1,605</u>  |
| <b>Fairview M.H.D. No. 59</b>    |                     |                |                        |           |               |
| M.D. Fairview No. 136 .....      | \$ 10,565.70        | 207,664        | \$ 2,325,720.00        | 4½        | 2,300         |
| L.I.D. No. 139 .....             | 6,580.80            | 279,668        | 1,462,407.00           | 4½        | 1,927         |
| Town of Fairview .....           | 6,377.60            | 221            | 1,062,937.00           | 6         | 1,200         |
| Village of Hines Creek .....     | 1,293.35            | 345            | 287,420.00             | 4½        | 114           |
|                                  | <u>\$ 24,817.45</u> | <u>487,898</u> | <u>\$ 5,138,484.00</u> |           | <u>5,541</u>  |
| <b>Glendon M.H.D. No. 57</b>     |                     |                |                        |           |               |
| M.D. St. Paul No. 86 .....       | \$ 463.00           | 3,679          | \$ 18,535.00           | 25        | 50            |
| M.D. Bonnyville No. 87 .....     | 14,755.00           | 68,822         | 590,230.00             | 25        | 1,800         |
| L.I.D. No. 101 .....             | 7,224.00            | 79,917         | 289,755.00             | 25        | 1,200         |
|                                  | <u>\$ 22,442.00</u> | <u>152,418</u> | <u>\$ 898,520.00</u>   |           | <u>3,050</u>  |

## 1955 REQUISITIONS

| Contributing Units                  | Requisition         | Acreage          | Assessed Value         | Mill Rate | Population    |
|-------------------------------------|---------------------|------------------|------------------------|-----------|---------------|
| <b>Grande Prairie M.H.D. No. 14</b> |                     |                  |                        |           |               |
| County of Grande Prairie No. 1      | \$ 26,091.00        |                  | \$ 6,522,705.00        | 4         | 7,000         |
| L.I.D. Nos. 111, 126, 132, 134      | 12,109.00           |                  | 3,027,399.00           | 4         | 500           |
| Town of Grande Prairie              | 17,735.00           |                  | 4,433,677.00           | 4         | 4,500         |
| Village of Wembley                  | 820.00              |                  | 205,010.00             | 4         | 275           |
| Village of Sexsmith                 | 1,387.00            |                  | 346,725.00             | 4         | 363           |
| Village of Hythe                    | 1,688.00            |                  | 421,985.00             | 4         | 400           |
|                                     | <u>\$ 59,830.00</u> | <u>1,117,517</u> | <u>\$14,957,501.00</u> |           | <u>13,038</u> |
| <b>Hanna M.H.D. No. 9</b>           |                     |                  |                        |           |               |
| M.D. Starland No. 47                | \$ 7,609.64         | 77,486           | \$ 1,112,520.00        | 6.84      | 500           |
| M.D. Stettler No. 54                | 3,328.10            | 38,754           | 486,565.00             | 6.84      | 338           |
| S.A. No. 2                          | 24,071.88           | 1,336,502        | 3,519,280.00           | 6.84      | 3,350         |
| Town of Hanna                       | 15,004.77           | 454              | 2,193,680.00           | 6.84      | 2,200         |
| Village of Craigmyle                | 1,067.06            | 75               | 156,003.00             | 6.84      | 135           |
|                                     | <u>\$ 51,081.45</u> | <u>1,453,271</u> | <u>\$ 7,468,048.00</u> |           | <u>6,523</u>  |
| <b>High River M.H.D. No. 11</b>     |                     |                  |                        |           |               |
| M.D. Foothills No. 31               | \$ 33,483.00        | 765,582          | \$ 9,566,964.00        | 3½        | 5,000         |
| M.D. Willow Creek No. 26            | 10,016.00           |                  | 2,861,650.00           | 3½        |               |
| County of Vulcan No. 2              | 7,338.00            |                  | 2,095,780.00           | 3½        |               |
| L.I.D. No. 27                       | 134.00              | 6,364            | 38,430.00              | 3½        | 15            |
| L.I.D. No. 33 no assessable land    | 338.00              |                  | 97,135.00              | 3½        |               |
| Town of High River                  | 8,143.00            |                  | 2,327,285.00           | 3½        | 2,000         |
| Town of Nanton                      | 3,550.00            |                  | 1,015,000.00           | 3½        | 1,250         |
| Village of Blackie                  | 718.00              |                  | 203,897.00             | 3½        | 250           |
| Village of Cayley                   | 563.00              |                  | 160,688.00             | 3½        | 150           |
|                                     | <u>\$ 64,283.00</u> | <u>771,626</u>   | <u>\$18,386,929.00</u> |           | <u>8,671</u>  |
| <b>Holden M.H.D. No. 68</b>         |                     |                  |                        |           |               |
| M.D. Beaver No. 73                  | \$ 2,100.00         | 780,096          | \$ 1,049,940.00        | 2         | 761           |
| Village of Holden                   | 1,331.00            |                  | 665,453.00             | 2         | 675           |
|                                     | <u>\$ 3,431.00</u>  | <u>780,096</u>   | <u>\$ 1,715,393.00</u> |           | <u>1,436</u>  |
| <b>Hughenden M.H.D. No. 51</b>      |                     |                  |                        |           |               |
| M.D. Provost No. 52                 | \$ 6,970.60         | 658,636          | \$ 1,742,650.00        | 4         |               |
| M.D. Flagstaff No. 62               | 26.95               |                  | 5,390.00               | 4         |               |
| Village of Hughenden                | 646.60              |                  | 161,650.00             | 4         |               |
| Village of Czar                     | 564.80              |                  | 141,200.00             | 4         |               |
|                                     | <u>\$ 8,208.95</u>  | <u>658,636</u>   | <u>\$ 2,050,890.00</u> |           | <u>2,165</u>  |
| <b>Innisfail M.H.D. No. 16</b>      |                     |                  |                        |           |               |
| M.D. Red Deer No. 55                | \$ 22,094.00        | 421,550          | \$ 5,523,510.00        | 4         | 12,409        |
| M.D. Raven No. 57                   | 376.00              |                  | 94,245.00              | 4         |               |
| M.D. Waterloo No. 56                | 174.00              |                  | 43,700.00              | 4         |               |
| M.D. Mountain View                  | 1,031.00            |                  | 257,960.00             | 4         |               |
| M.D. Kneehill                       | 1,274.00            |                  | 318,630.00             | 4         |               |
| Town of Innisfail                   | 5,873.00            | 398              | 1,468,315.00           | 4         | 1,509         |
| Village of Bowden                   | 1,232.00            | 44               | 308,160.00             | 4         | 298           |
|                                     | <u>\$ 32,054.00</u> | <u>421,992</u>   | <u>\$ 8,014,520.00</u> |           | <u>7,841</u>  |
| <b>Irma M.H.D. No. 55</b>           |                     |                  |                        |           |               |
| M.D. Wainwright No. 61              | \$ 3,027.00         |                  | \$ 1,009,100.00        | 3         |               |
| M.D. Flagstaff No. 62               | 176.00              |                  | 58,650.00              | 3         |               |
| Village of Irma                     | 1,062.00            |                  | 354,073.00             | 3         |               |
|                                     | <u>\$ 4,265.00</u>  | <u>105,096</u>   | <u>\$ 1,421,823.00</u> |           | <u>1,115</u>  |
| <b>Islay M.H.D. No. 4</b>           |                     |                  |                        |           |               |
| Vermilion River No. 71              | \$ 16,000.00        | 283,785          | \$ 3,272,460.00        | 4.8       | 3,720         |
|                                     | <u>\$ 16,000.00</u> | <u>283,785</u>   | <u>\$ 3,272,460.00</u> |           | <u>3,720</u>  |
| <b>Lacombe M.H.D. No. 54</b>        |                     |                  |                        |           |               |
| M.D. Lacombe No. 64                 | \$ 32,318.00        | 426,240          | \$ 5,876,080.00        | 5.5       | 7,350         |
| M.D. Camrose No. 63                 | 222.00              | 4,480            | 40,310.00              | 5.5       | 50            |
| County of Ponoka No. 3              | 1,024.00            | 16,205           | 186,220.00             | 5.5       | 130           |
| Town of Lacombe                     | 19,279.00           | 640              | 3,160,465.00           | 6.1       | 2,800         |
| Village of Clive                    | 1,305.00            |                  | 237,212.00             | 5.5       | 350           |
| Village of Blackfalds               | 771.00              |                  | 140,175.00             | 5.5       | 150           |
|                                     | <u>\$ 54,919.00</u> | <u>447,565</u>   | <u>\$ 9,640,462.00</u> |           | <u>10,830</u> |

## 1955 REQUISITIONS

| Contributing Units                | Requisition         | Acreage          | Assessed Value         | Mill Rate | Population    |
|-----------------------------------|---------------------|------------------|------------------------|-----------|---------------|
| <b>Lethbridge M.H.D. No. 65</b>   |                     |                  |                        |           |               |
| M.D. Willow Creek .....           | \$ 297.07           | 2,000            | \$ 41,030.00           | 7.24      | 15            |
| M.D. Cardston .....               | 443.70              | 5,064            | 61,285.00              | 7.24      | 50            |
| M.D. Lethbridge .....             | 70,448.75           | 573,000          | 9,730,490.00           | 7.24      | 11,000        |
| M.D. Vulcan .....                 | 1,217.99            | 3,300            | 168,230.00             | 7.24      | 20            |
| M.D. Warner .....                 | 43,907.45           | 654,000          | 6,064,565.00           | 7.24      | 3,470         |
| M.D. Forty Mile .....             | 5,773.37            | 217,360          | 797,425.00             | 7.24      | 800           |
| M.D. Taber .....                  | 8,722.38            | 267,102          | 1,204,749.00           | 7.24      | 1,100         |
| City of Lethbridge .....          | 208,222.40          |                  | 28,760,005.00          | 7.24      | 28,000        |
| Town of Coaldale .....            | 6,742.19            |                  | 931,242.00             | 7.24      | 900           |
| Village of Warner .....           | 3,024.33            |                  | 417,725.00             | 7.24      | 340           |
| Village of Nobleford .....        | 2,127.51            |                  | 293,855.00             | 7.24      | 280           |
| Village of Barons .....           | 3,088.92            |                  | 426,645.00             | 7.24      | 290           |
|                                   | <u>\$354,016.06</u> | <u>1,736,826</u> | <u>\$48,897,246.00</u> |           | <u>45,989</u> |
| <b>Little Bow M.H.D. No. 25</b>   |                     |                  |                        |           |               |
| M.D. Lethbridge No. 25 .....      | \$ 1,700.00         | 19,045           | \$ 283,300.00          | 6         | 161           |
| Medical .....                     | 1,133.00            |                  |                        | 4         |               |
| County of Vulcan No. 2 .....      | 11,538.00           | 200,000          | 1,923,020.00           | 6         | 1,100         |
| Medical .....                     | 7,692.00            |                  |                        | 4         |               |
| M.D. Taber No. 14 .....           | 2.35                | 163              | 390.00                 | 6         | 10            |
| Medical .....                     | 1.55                |                  |                        | 4         |               |
| Village of Champion .....         | 2,177.00            |                  | 362,850.00             | 6         | 380           |
| Medical .....                     | 1,451.00            |                  |                        | 4         |               |
| Village of Carmangay .....        | 1,565.00            |                  | 260,893.00             | 6         | 285           |
| Medical .....                     | 1,043.00            |                  |                        | 4         |               |
|                                   | <u>\$ 28,302.90</u> | <u>219,208</u>   | <u>\$ 2,830,453.00</u> |           | <u>1,936</u>  |
| <b>Lloydminster M.H.D. No. 11</b> |                     |                  |                        |           |               |
| Vermilion River No. 71 .....      | \$ 40,823.28        | 537,397          | \$ 7,727,790.00        | 4.65      | 4,705         |
| Town of Lloydminster .....        | 11,216.86           | 400              | 2,118,140.00           | 7.55      | 2,495         |
| Village of Marwayne .....         | 1,859.86            | 185              | 351,200.00             | 5.7       | 345           |
|                                   | <u>\$ 54,000.00</u> | <u>537,982</u>   | <u>\$10,197,130.00</u> |           | <u>7,545</u>  |
| <b>Macleod M.H.D. No. 49</b>      |                     |                  |                        |           |               |
| M.D. Willow Creek No. 26 .....    | \$ 17,541.00        |                  | \$ 2,923,347.00        | 6         | 2,000         |
| M.D. Pincher Creek No. 9 .....    | 643.00              |                  | 107,240.00             | 6         | 60            |
| M.D. Lethbridge No. 25 .....      | 2,735.00            |                  | 420,000.00             | 6.5       | 246           |
| Town of Fort Macleod .....        | 11,877.00           |                  | 1,981,318.00           | 6         | 2,500         |
|                                   | <u>\$ 32,796.00</u> | <u>443,003</u>   | <u>\$ 5,432,813.00</u> |           | <u>4,806</u>  |
| <b>Magrath M.H.D. No. 29</b>      |                     |                  |                        |           |               |
| M.D. Cardston No. 6 .....         | \$ 22,194.52        | 233,776          | \$ 2,931,560.00        | 8         |               |
| County Warner No. 6 .....         | 1,613.59            | 29,439           | 213,130.00             | 8         |               |
| Town of Magrath .....             | 7,274.39            | 1,300            | 960,837.00             | 8         | 1,400         |
|                                   | <u>\$ 31,082.50</u> | <u>264,515</u>   | <u>\$ 4,104,527.00</u> |           | <u>4,200</u>  |
| <b>Manning M.H.D. No. 70</b>      |                     |                  |                        |           |               |
| Pt. L.I.D. No. 138 .....          | \$ 9,774.00         | 143,094          | \$ 977,453.00          | 10        | 2,167         |
| For Nov. & Dec./54 2/12 .....     | 814.50              |                  |                        | 10        |               |
| Leased Lands .....                | 1,644.00            |                  | 164,400.00             | 10        |               |
| 2/12 For Nov. & Dec./54 .....     | 274.00              |                  |                        | 10        |               |
| Minimum Tax \$10.00 .....         | 1,350.00            |                  |                        | 10        |               |
| 2/12 For Nov. & Dec./54 .....     | 225.00              |                  |                        | 10        |               |
| Village of Manning .....          | 3,410.00            |                  | 341,065.00             | 10        | 676           |
| 2/12 For Nov. & Dec./54 .....     | 568.33              |                  |                        | 10        |               |
| Minimum Tax \$10.00 .....         | 523.00              |                  |                        | 10        |               |
| 2/12 For Nov. & Dec/54 .....      | 87.16               |                  |                        | 10        |               |
|                                   | <u>\$ 18,669.99</u> | <u>143,094</u>   | <u>\$ 1,482,918.00</u> |           | <u>2,843</u>  |
| <b>Mannville M.H.D. No. 1</b>     |                     |                  |                        |           |               |
| M.D. Minburn .....                | \$ 12,030.43        |                  | \$ 2,187,350.00        | 5.5       |               |
| Free Hospital .....               | 1,330.00            |                  |                        |           |               |
| Special Services .....            | 997.50              |                  |                        |           |               |
| M.D. Wainwright .....             | 2,125.26            |                  | 386,410.00             | 5.5       | 2,027         |
| Free Hospital .....               | 288.00              |                  |                        |           |               |
| Special Services .....            | 216.00              |                  |                        |           |               |
| M.D. Eagle .....                  | 59.46               |                  | 10,810.00              | 5.5       | 20            |
| Free Hospital .....               | 3.00                |                  |                        |           |               |
| Special Services .....            | 2.25                |                  |                        |           |               |
| Town of Mannville .....           | 3,285.24            | 240              | 597,317.00             | 5.5       | 526           |
| Special Services .....            | 160.50              |                  |                        |           |               |
| Village of Minburn .....          | 792.99              | 92               | 144,180.00             | 5.5       | 180           |
| Special Services .....            | 63.00               |                  |                        |           |               |
|                                   | <u>\$ 21,353.63</u> | <u>273,631</u>   | <u>\$ 3,326,067.00</u> |           | <u>2,753</u>  |

## 1955 REQUISITIONS

| Contributing Units               | Requisition         | Acreage        | Assessed Value         | Mill Rate | Population    |
|----------------------------------|---------------------|----------------|------------------------|-----------|---------------|
| <b>Mayerthorpe M.H.D. No. 38</b> |                     |                |                        |           |               |
| M.D. No. 93 .....                | \$ 29,400.00        |                | \$ 1,729,214.00        | 17        | 3,050         |
| L.I.D. No. 109 .....             | 3,264.00            | 46,238         | 191,920.00             | 17        | 240           |
| L.I.D. No. 78 .....              | 16.00               | 315            | 980.00                 | 17        |               |
| Village of Mayerthorpe .....     | 6,860.00            | 115            | 403,250.00             | 17        | 650           |
|                                  | <u>\$ 39,540.00</u> | <u>46,668</u>  | <u>\$ 2,325,364.00</u> |           | <u>3,940</u>  |
| <b>Myrnam M.H.D. No. 23</b>      |                     |                |                        |           |               |
| M.D. Minburn No. 72 .....        | \$ 213.00           |                | \$ 17,040.00           | 12½       |               |
| Medical .....                    | 68.00               |                |                        | 4         |               |
| M.D. Eagle No. 81 .....          | 19,495.00           | 161,926        | 1,559,630.00           | 12½       | 2,350         |
| Medical .....                    | 6,238.00            |                |                        | 4         |               |
| M.D. St. Paul .....              | 465.00              | 10,241         | 37,220.00              | 12½       | 100           |
| Medical .....                    | 149.00              |                |                        | 4         |               |
| Village Myrnam .....             | 5,015.00            |                | 401,245.00             | 12½       | 425           |
| Medical .....                    | 1,604.00            |                |                        | 4         |               |
|                                  | <u>\$ 33,247.00</u> | <u>172,167</u> | <u>\$ 2,015,135.00</u> |           | <u>2,875</u>  |
| <b>Olds M.H.D. No. 26</b>        |                     |                |                        |           |               |
| M.D. Mountain View .....         | \$ 24,438.00        | 280,150        | \$ 4,072,885.00        | 6         | 5,500         |
| M.D. Kneehill .....              | 4,338.00            | 37,440         | 723,700.00             | 6         | 1,000         |
| L.I.D. No. 50 .....              | 24.00               | 1,281          | 4,110.00               | 6         |               |
| Town of Olds .....               | 12,474.00           | 607            | 2,079,390.00           | 6         | 1,748         |
| Village of Sundre .....          | 1,716.00            | 221            | 286,067.00             | 6         | 523           |
|                                  | <u>\$ 42,990.00</u> | <u>319,699</u> | <u>\$ 7,166,152.00</u> |           | <u>8,771</u>  |
| <b>Oyen M.H.D. No. 35</b>        |                     |                |                        |           |               |
| Acadia Valley .....              | \$ 2,609.00         | 55,849         | \$ 229,970.00          | 11.34     | 160           |
| Special Areas .....              | 18,067.64           | 652,221        | 1,612,148.00           | 11.21     | 1,666         |
| Village of Oyen .....            | 4,580.00            | 217            | 398,513.00             | 11.5      | 625           |
|                                  | <u>\$ 25,256.64</u> | <u>708,287</u> | <u>\$ 2,240,631.00</u> |           | <u>2,451</u>  |
| <b>Peace River M.H.D. No. 21</b> |                     |                |                        |           |               |
| M.D. Peace River No. 135 .....   | \$ 3,686.00         | 22,954         | \$ 368,605.00          | 10        | 480           |
| M.D. Smoky River .....           | 1,022.00            |                | 102,250.00             | 10        |               |
| L.I.D. No. 131 .....             | 12,462.00           | 200,696        | 1,246,225.00           | 10        | 1,617         |
| L.I.D. No. 138 .....             | 2,645.00            | 227,605        | 264,465.00             | 10        | 444           |
| Town of Peace River .....        | 16,510.00           |                | 1,651,020.00           | 10        | 2,275         |
|                                  | <u>\$ 36,325.00</u> | <u>429,117</u> | <u>\$ 3,632,565.00</u> |           | <u>6,097</u>  |
| <b>Ponoka M.H.D. No. 37</b>      |                     |                |                        |           |               |
| County of Ponoka No. 3 .....     | \$ 39,070.00        | 335,759        | \$ 5,274,225.00        | 9         | 5,275         |
| M.D. Camrose No. 63 .....        | 3,160.00            | 30,720         | 426,670.00             |           | 325           |
| Town of Ponoka .....             | 21,864.00           | 1,399          | 2,311,873.00           | 9         | 3,401         |
|                                  | <u>\$ 65,094.00</u> | <u>367,878</u> | <u>\$ 8,012,768.00</u> |           | <u>9,001</u>  |
| <b>Provost M.H.D. No. 12</b>     |                     |                |                        |           |               |
| M.D. Provost No. 52 .....        | \$ 32,340.00        |                | \$ 3,593,380.00        | 9         |               |
| M.D. Wainwright No. 61 .....     | 2,298.00            | 39,287         | 255,400.00             | 9         |               |
| S.A. No. 3 .....                 | 847.00              | 51,753         | 94,120.00              | 9         |               |
| Town of Provost .....            | 7,862.00            | 260            | 873,540.00             | 9         | 1,098         |
|                                  | <u>\$ 43,347.00</u> | <u>549,191</u> | <u>\$ 4,816,440.00</u> |           | <u>3,668</u>  |
| <b>Raymond M.H.D. No. 31</b>     |                     |                |                        |           |               |
| County of Warner .....           | \$ 11,874.00        | 161,632        | \$ 2,794,000.00        | 4.25      |               |
| M.D. Cardston .....              | 1,805.00            | 27,623         | 424,895.00             | 4.25      | 2,088         |
| M.D. Lethbridge .....            | 120.00              | 1,864          | 28,000.00              | 4.25      |               |
| Town of Raymond .....            | 6,685.00            |                | 1,304,500.00           | 5.125     | 2,450         |
| Village of Stirling .....        | 1,056.00            |                | 211,345.00             | 5         | 600           |
|                                  | <u>\$ 21,540.00</u> | <u>191,120</u> | <u>\$ 4,762,740.00</u> |           | <u>5,138</u>  |
| <b>Red Deer M.H.D. No. 15</b>    |                     |                |                        |           |               |
| M.D. No. 55 .....                | \$ 42,633.00        | 272,549        | \$ 4,544,621.00        | 10.4      | 5,252         |
| M.D. No. 64 .....                | 4,854.00            | 47,111         | 522,820.00             | 10.4      | 1,100         |
| City of Red Deer .....           | 89,969.00           | 2,202          | 9,613,672.00           | 10.4      | 11,300        |
| Town of Sylvan Lake .....        | 11,985.00           | 531            | 1,287,100.00           | 10.4      | 1,255         |
| Village of Penhold .....         | 2,275.00            | 640            | 251,692.00             | 10.4      | 260           |
|                                  | <u>\$151,716.00</u> | <u>323,033</u> | <u>\$16,219,905.00</u> |           | <u>19,167</u> |

## 1955 REQUISITIONS

| Contributing Units                        | Requisition         | Acreage        | Assessed Value         | Mill Rate | Population    |
|---|---------------------|----------------|------------------------|-----------|---------------|
| <b>Rimbey M.H.D. No. 52</b>               |                     |                |                        |           |               |
| County of Ponoka No. 3 .....              | \$ 29,985.00        |                | \$ 2,998,558.00        | 10        |               |
| Lacombe No. 64 .....                      | 187.00              |                | 18,720.00              | 10        |               |
| L.I.D. No. 65 .....                       | 540.00              |                | 54,050.00              | 10        |               |
| Town of Rimbey .....                      | 7,833.00            |                | 712,093.00             | 11        |               |
|   | <u>\$ 38,717.00</u> | <u>164,036</u> | <u>\$ 3,783,421.00</u> |           | <u>3,875</u>  |
| <b>Rocky Mountain House M.H.D. No. 49</b> |                     |                |                        |           |               |
| M.D. Raven No. 57 .....                   | \$ 2,346.00         | 68,551         | \$ 390,990.00          | 6         | 1,000         |
| L.I.D. No. 65 .....                       | 8,733.00            | 220,492        | 1,455,540.00           | 6         | 3,000         |
| Town of Rocky Mountain House .....        | 5,733.00            | 165            | 880,070.00             | 6.5       | 1,450         |
| Village of Caroline .....                 | 753.00              | 65             | 122,605.00             | 6         | 320           |
|   | <u>\$ 17,565.00</u> | <u>289,273</u> | <u>\$ 2,849,205.00</u> |           | <u>5,770</u>  |
| <b>Spirit River M.H.D. No. 60</b>         |                     |                |                        |           |               |
| M.D. No. 133 .....                        | \$ 8,625.00         |                | \$ 1,326,965.00        | 6½        | 1,925         |
| L.I.D. No. 132 .....                      | 5,385.00            |                | 828,308.00             | 6½        | 900           |
| L.I.D. No. 134 .....                      | 7,129.00            |                | 1,096,820.00           | 6½        | 2,035         |
| Town of Spirit River .....                | 3,691.00            |                | 576,940.00             | 6½        | 875           |
| Village of Rycroft .....                  | 2,229.00            |                | 342,960.00             | 6½        | 495           |
|   | <u>\$ 27,058.00</u> | <u>478,229</u> | <u>\$ 4,162,723.00</u> |           | <u>6,230</u>  |
| <b>Stettler M.H.D. No. 20</b>             |                     |                |                        |           |               |
| County of Stettler .....                  | \$ 67,774.00        |                | \$ 3,745,075.00        | 7.75      | 6,007         |
| M.D. Camrose .....                        | 2,016.00            |                | 260,080.00             | 7.75      | 280           |
| M.D. Starland No. 47 .....                | 996.00              |                | 128,530.00             | 7.75      | 184           |
| M.D. Paintearth No. 53 .....              | 1,858.00            |                | 239,790.00             | 7.75      | 300           |
| Town of Stettler .....                    | 28,508.00           |                | 3,678,449.00           | 7.75      | 3,112         |
| Village of Big Valley .....               | 2,006.00            |                | 258,950.00             | 7.75      | 526           |
| Village of Botha .....                    | 678.00              |                | 87,478.00              | 7.75      | 98            |
| Village of Gadsby .....                   | 902.00              |                | 116,361.00             | 7.75      | 110           |
| Village of Donaldia .....                 | 1,767.00            |                | 227,966.00             | 7.75      | 252           |
|   | <u>\$106,505.00</u> | <u>871,614</u> | <u>\$13,742,679.00</u> |           | <u>10,869</u> |
| <b>St. Paul M.H.D. No. 36</b>             |                     |                |                        |           |               |
| M.D. St. Paul No. 86 .....                | \$ 30,038.00        | 390,980        | \$ 3,224,310.00        | 9         | 7,800         |
| Town of St. Paul .....                    | 14,962.00           |                | 1,606,050.00           | 9         | 2,100         |
|   | <u>\$ 45,000.00</u> | <u>390,980</u> | <u>\$ 4,830,360.00</u> |           | <u>9,900</u>  |
| <b>Taber M.H.D. No. 27</b>                |                     |                |                        |           |               |
| M.D. Taber No. 14 .....                   | \$ 33,328.00        |                | \$ 4,166,073.00        | 8         | 3,600         |
| M.D. Forty Mile No. 2 .....               | 451.00              |                | 56,480.00              | 8         | 16            |
| County of Warner No. 5 .....              | 585.00              |                | 73,190.00              | 8         | 12            |
| M.D. Lethbridge No. 25 .....              | 7.00                |                | 880.00                 | 8         |               |
| Town of Taber .....                       | 38,730.00           |                | 4,841,258.00           | 8         | 3,850         |
| Village of Grassy Lake .....              | 1,492.00            |                | 186,595.00             | 8         | 150           |
| Village of Vauxhall .....                 | 3,784.00            |                | 473,100.00             | 8         | 393           |
|   | <u>\$ 78,380.00</u> | <u>431,059</u> | <u>\$ 9,797,576.00</u> |           | <u>8,021</u>  |
| <b>Tofield M.H.D. No. 47</b>              |                     |                |                        |           |               |
| M.D. Beaver No. 73 .....                  | \$ 18,835.00        | 219,977        | \$ 2,897,635.00        | 6½        | 2,400         |
| M.D. Camrose No. 63 .....                 | 1,262.50            |                | 194,230.00             | 6½        | 200           |
| Town of Tofield .....                     | 3,850.00            |                | 700,000.00             | 5½        | 700           |
|   | <u>\$ 23,947.50</u> | <u>219,977</u> | <u>\$ 3,791,865.00</u> |           | <u>3,300</u>  |
| <b>Three Hills M.H.D. No. 45</b>          |                     |                |                        |           |               |
| M.D. Kneehill .....                       | \$ 29,600.00        | 239,360        | \$ 3,829,230.00        | 7.73      | 2,401         |
| M.D. Mountainview .....                   | 385.00              |                | 49,850.00              | 7.73      |               |
| Town of Three Hills .....                 | 9,044.00            | 211            | 1,169,920.00           | 7.73      | 1,200         |
|   | <u>\$ 39,029.00</u> | <u>239,571</u> | <u>\$ 5,049,000.00</u> |           | <u>3,601</u>  |
| <b>Trochu M.H.D. No. 56</b>               |                     |                |                        |           |               |
| M.D. Kneehill No. 48 .....                | \$ 7,180.00         |                | \$ 2,294,805.00        | 3.2       | 1,600         |
| Village of Trochu .....                   | 2,420.00            |                | 773,532.00             | 3.2       | 650           |
|   | <u>\$ 9,600.00</u>  | <u>158,816</u> | <u>\$ 3,068,337.00</u> |           | <u>2,250</u>  |



## 1955 REQUISITIONS

| Contributing Units                   | Requisition         | Acreage        | Assessed Value         | Mill Rate | Population   |
|--------------------------------------|---------------------|----------------|------------------------|-----------|--------------|
| <b>Turner Valley M.H.D. No. 66</b>   |                     |                |                        |           |              |
| M.D. Foothills No. 31 .....          | \$ 23,862.00        | 633,600        | \$ 4,772,440.00        | 5         | 1,850        |
| Village of Turner Valley .....       | 1,660.00            |                | 332,037.00             | 5         | 699          |
| Village of Black Diamond .....       | 3,106.00            |                | 621,125.00             | 5         | 1,156        |
|                                      | <u>\$ 28,628.00</u> | <u>633,600</u> | <u>\$ 5,725,602.00</u> |           | <u>3,705</u> |
| <b>Two Hills M.H.D. No. 42</b>       |                     |                |                        |           |              |
| M.D. Eagle No. 81 .....              | \$ 24,170.00        | 218,969        | \$ 2,416,940.00        | 10        | 3,500        |
| M.D. St. Paul No. 86 .....           | 154.00              | 2,880          | 15,360.00              | 10        | 45           |
| M.D. Minburn No. 72 .....            | 692.00              |                | 69,260.00              | 10        | 110          |
| Town of Two Hills .....              | 5,940.00            | 74             | 594,039.00             | 10        | 785          |
|                                      | <u>\$ 30,956.00</u> | <u>235,353</u> | <u>\$ 3,095,599.00</u> |           | <u>4,440</u> |
| <b>Vegreville M.H.D. No. 34</b>      |                     |                |                        |           |              |
| M.D. Eagle No. 81 .....              | \$ 1,460.00         | 33,156         | \$ 484,870.00          | 3         | 610          |
| M.D. Beaver No. 73 .....             | 9,960.00            | 97,727         | 1,320,765.00           | 3         | 1,100        |
| M.D. Minburn No. 72 & Ranfurly ..... | 11,560.00           | 206,584        | 3,849,695.00           | 3         | 2,794        |
| M.D. Lamont No. 82 .....             | 240.00              | 5,121          | 76,915.00              | 3         | 90           |
| Town of Vegreville .....             | 8,520.00            | 1,280          | 2,840,520.00           | 3         | 2,602        |
| Village of Lavoy .....               | 420.00              | 40             | 138,950.00             | 3         | 118          |
|                                      | <u>\$ 26,160.00</u> | <u>343,948</u> | <u>\$ 8,711,715.00</u> |           | <u>7,314</u> |
| <b>Vermilion M.H.D. No. 2</b>        |                     |                |                        |           |              |
| M.D. Eagle .....                     | \$ 4,402.00         | 63,308         | \$ 644,515.00          | 6.83      | 750          |
| M.D. Minburn .....                   | 7,510.00            | 121,655        | 1,099,600.00           | 6.83      | 800          |
| M.D. Vermilion River .....           | 19,593.00           | 232,429        | 2,868,730.00           | 6.83      | 3,000        |
| Town of Vermilion .....              | 15,911.00           | 1,222          | 2,170,695.00           | 7.33      | 2,200        |
| Village of Derwent .....             | 1,771.00            | 54             | 259,430.00             | 6.83      | 281          |
|                                      | <u>\$ 49,187.00</u> | <u>418,668</u> | <u>\$ 7,042,970.00</u> |           | <u>7,031</u> |
| <b>Viking M.H.D. No. 10</b>          |                     |                |                        |           |              |
| M.D. Beaver .....                    | \$ 37,908.00        | 399,597        | \$ 3,564,380.00        | 10.6      | 3,100        |
| M.D. Minburn .....                   | 2,913.00            |                | 273,770.00             | 10.6      | 300          |
| M.D. Wainwright .....                | 3,124.00            |                | 293,640.00             | 10.6      | 350          |
| M.D. Flagstaff .....                 | 934.00              |                | 87,790.00              | 10.6      |              |
| Town of Viking .....                 | 8,121.00            |                | 762,795.00             | 10.6      | 725          |
|                                      | <u>\$ 53,000.00</u> | <u>473,093</u> | <u>\$ 4,982,375.00</u> |           | <u>4,475</u> |
| <b>Vulcan M.H.D. No. 19</b>          |                     |                |                        |           |              |
| County Vulcan No. 2 .....            | \$ 29,942.00        |                | \$ 7,877,460.00        | 3.8       |              |
| M.D. Willow Creek .....              | 60.00               |                | 15,620.00              | 3.8       |              |
| Town of Vulcan .....                 | 4,998.00            |                | 1,314,980.00           | 3.8       |              |
|                                      | <u>\$ 35,000.00</u> | <u>605,050</u> | <u>\$ 9,208,060.00</u> |           | <u>5,095</u> |
| <b>Wainwright M.H.D. No. 17</b>      |                     |                |                        |           |              |
| M.D. Wainwright No. 61 .....         | \$29,830.56         | 749,427        | \$ 4,589,318.00        | 6.5       | 6,500        |
| M.D. Minburn No. 72 .....            | 88.85               |                | 13,670.00              | 6.5       | 40           |
| M.D. Vermilion River No. 71 .....    | 78.91               | 2,224          | 12,140.00              | 6.5       | 11           |
| M.D. Provost .....                   | 352.17              |                | 54,180.00              | 6.5       |              |
| Town of Wainwright .....             | 12,957.46           | 640            | 2,355,902.00           | 5.5       | 2,500        |
|                                      | <u>\$ 43,307.95</u> | <u>752,291</u> | <u>\$ 7,025,210.00</u> |           | <u>9,051</u> |
| <b>Willingdon M.H.D. No. 64</b>      |                     |                |                        |           |              |
| M.D. Eagle No. 81 .....              | \$ 6,696.00         | 112,483        | \$ 1,488,140.00        | 4.5       | 2,000        |
| M.D. Lamont No. 82 .....             | 1,160.00            | 15,660         | 258,070.00             | 4.5       | 700          |
| Village of Willingdon .....          | 1,397.00            |                | 310,600.00             | 4.5       | 500          |
| Village of Hairy Hill .....          | 870.00              |                | 193,503.00             | 4.5       | 205          |
|                                      | <u>\$ 10,125.00</u> | <u>128,705</u> | <u>\$ 2,250,313.00</u> |           | <u>2,905</u> |

## NURSE EDUCATION PROGRAM

The nurse education program was implemented on April 1st, 1953, to encourage young women to enter Schools of Nursing to become qualified nurses. The Provincial Government makes a grant of \$300.00, to a general hospital operating a School of Nursing, for each nurse graduated from its School of Nursing, and a grant of \$100.00 for each nurse graduated from a provincial mental hospital's school of nursing, and who received, prior to graduation, approximately two years' education in the general hospital's school of nursing. In return the hospital receiving the grant agrees that it will not charge the student any fee nor will the student be required to pay for books or uniforms during her three years' education.

Under this program, a total of \$108,000.00 was expended by the Provincial Government in 1955 on behalf of 360 graduates at \$300.00 each and 8 graduates at \$100.00 each. There was a total of 368 nurses graduated from the 11 schools of nursing operated by the general hospitals in the province. There was a total of 397 graduated in 1954 and 394 graduated in 1953.

## THE SCHOOL FOR NURSING AIDES, CALGARY, ALBERTA

This school, which is located at Calgary, and operated by the Provincial Department of Health, continued in 1955 with its program of providing training for nursing aides who at the present time are being employed in hospitals throughout the province. Started originally in 1946 as a means of alleviating the acute shortage of nurses existing then, it is helping to meet an ever-growing need for nursing personnel in hospitals today.

The total number of students enrolled at the school during the year was 312. The number that completed the course in 1955 was 270. The following is a list of nursing aides certified since the inception of the school:

|                       |     |       |     |       |     |       |     |       |       |
|-----------------------|-----|-------|-----|-------|-----|-------|-----|-------|-------|
| 1946—                 | 10  | 1947— | 41  | 1948— | 160 | 1949— | 117 | 1950— | 159   |
| 1951—                 | 247 | 1952— | 216 | 1953— | 208 | 1954— | 256 | 1955— | 270   |
| Total certified ..... |     |       |     |       |     |       |     |       | 1,684 |

Of the total certified, 1,015 were employed in Alberta hospitals and 46 in out-of-province hospitals as of December 31, 1955.

## THE LABORATORY AND X-RAY SCHOOL

This school was established in Edmonton by the Department of Public Health in 1954 to help meet an acute need for X-ray and laboratory technicians in small general hospitals. The course, which takes six months to complete, commenced on January 1, 1955. In the first course 15 students were enrolled. Out of these, 14 were certified. In the second course, which commenced on October 1, 1955, 14 students were enrolled.









**PART III**

**ANNUAL REPORT**

OF THE

**Bureau of Vital Statistics**

OF THE

DEPARTMENT OF PUBLIC HEALTH

PROVINCE OF ALBERTA

1955





# CONTENTS

---

|  | Page |
|--|------|
| General Summary of Vital Statistics for Census Divisions .....                           | 9    |
| General Summary of Vital Statistics for Incorporated Urban Places .....                  | 9    |
| Deaths by Place of Occurrence and Place of Residence .....                               | 10   |
| Deaths and Hospital Deaths by Occurrence and Residence<br>for Census Divisions .....     | 10   |
| Deaths and Hospital Deaths by Occurrence and Residence<br>for Urban Places .....         | 11   |
| Cause of Death by Sex for Census Division .....  | 12   |
| Cause of Death by Sex for Urban Places .....   | 17   |
| Deaths by Cause and Sex, by Age, Alberta .....   | 22   |
| Deaths by Cause and Sex, by Age, Edmonton .....  | 30   |
| Deaths by Cause and Sex, by Age, Calgary .....   | 37   |
| Deaths by Cause and Sex, by Marital Status and Age,<br>and Month of Death, Alberta ..... | 44   |
| Infant Deaths for Census Divisions .....   | 52   |
| Infant Deaths for Urban Places .....   | 53   |
| Causes of Infant Deaths by Sex and Age .....   | 54   |
| Causes of Infant Deaths by Sex and Calendar Month of Death .....                         | 58   |
| Deaths According to International Abbreviation List .....                                | 58   |
| Death Rates per 100,000 .....  | 60   |
| Cause of Death by Numbers and Rates of the Last Decennial Year .....                     | 62   |
| Deaths of Indians .....  | 63   |
| Deaths of Treaty Indians .....   | 69   |
| Causes of Deaths, Infant Indians .....   | 74   |
| Cause of Infant Death Treaty Indians by Sex and Age .....                                | 75   |
| Live Births of all Indians .....   | 76   |
| Births by Place of Occurrence .....  | 77   |
| Live Births for Census Divisions .....   | 78   |
| Live Births for Urban Places .....   | 79   |
| Live Births by Age of Parents .....  | 80   |
| Live Births by Type of Attendance .....  | 81   |
| Live Births by Age of Mother .....   | 82   |
| Multiple Births .....  | 83   |
| Marriages by Months .....  | 83   |
| Marriages by Ages .....  | 84   |
| Marriages by Marital Status .....  | 85   |
| Marriages by Birth Places .....  | 86   |
| Marriages by Religious Denominations .....   | 87   |
| Stillbirths .....  | 89   |
| Ratio of Male to Female Births .....   | 89   |
| Divorces .....   | 90   |
| Population, Births, Marriages, Deaths and Rates for Years 1905-1955 .....                | 91   |



## ANNUAL REPORT—1955 VITAL STATISTICS DIVISION

JOHN COLVILLE, *Deputy Registrar General*

The Vital Statistics for the Province of Alberta, for the year 1955, show very slight decreases in the birth and marriage rates and an increase in the death rate. There is a slight increase in the maternal death rate and the rate for infant deaths is unchanged.

The birth rate is practically identical with that of the previous year. Alberta's birth rate is the second highest in Canada and can be attributed to the high marriage rate.

The marriage rate, although being the highest in Canada, is less than that for the previous year. The rate has been declining slightly for the past nine years. Prosperity in the Province no doubt is responsible for the high rate.

The death rates from epidemic and contagious diseases in general, show a decline from the previous year, the notable exceptions being Tuberculosis and Measles. Heart Disease is still the chief cause of death and is followed by Cancer.

During the year, 945 legal adoptions, 309 legal change of names and 585 change of christian names were filed. The births of 84 children were legitimated by the subsequent marriage of the parents and 849 delayed registrations of birth were completed.

## POPULATION

The population of the Province of Alberta for the year 1955 has been estimated by the Dominion Bureau of Statistics as 1,066,000. All rates in this Report are, therefore, based on that figure.

## BIRTHS

The number of live births registered during the year was 34,357 and constitutes a birth rate of 32.2 per 1,000 population. There was an increase of 764 births over the previous year's total, but due to the increase in population the rate dropped .1 per thousand. Of the total births 17,728 were males and 16,629 females, the ratio being 1,066 males to 1,000 females. There were 358 sets of twins and five sets of triplets born during the year. Illegitimate births numbered 1,702, an increase of 140 over the previous year and constituting a rate of 4.9 per 100 births.

The number of births registered in the four large cities are as follows: Edmonton, 10,503; Calgary, 6,789; Lethbridge, 1,506; Medicine Hat, 838.

For the purpose of comparison the following are recent birth rates for Canada and certain other countries:

|                            |      |                          |      |
|----------------------------|------|--------------------------|------|
| Canada .....               | 28.4 | Northern Ireland .....   | 20.8 |
| Newfoundland .....         | 35.8 | Ireland (Republic) ..... | 21.2 |
| Prince Edward Island ..... | 25.8 | United States .....      | 24.6 |
| Nova Scotia .....          | 27.8 | Australia .....          | 22.6 |
| New Brunswick .....        | 29.8 | New Zealand .....        | 24.9 |
| Quebec .....               | 29.5 | Denmark .....            | 17.3 |
| Ontario .....              | 26.9 | Finland .....            | 21.0 |
| Manitoba .....             | 26.4 | France .....             | 18.4 |
| Saskatchewan .....         | 27.8 | Italy .....              | 17.7 |
| Alberta .....              | 32.2 | Austria .....            | 15.5 |
| British Columbia .....     | 26.2 | Norway .....             | 18.7 |
| England and Wales .....    | 15.0 | Netherlands .....        | 21.4 |
| Scotland .....             | 18.0 | Portugal .....           | 23.6 |
| Spain .....                | 20.6 | Sweden .....             | 14.8 |
| Switzerland .....          | 17.1 | Western Germany .....    | 15.7 |

## MARRIAGES

There were 9,844 marriages registered during the year. This is 116 less than the previous year and 205 more than the average of the preceding five years. Although the marriage rate has been declining during the preceding eight years, Alberta's 1955 rate of 9.2 per 1,000 population is the highest in Canada.

Of the 9,844 marriages, 306 were Brides of 16 years of age and under, 6,762 were between the ages of 17 and 24, and 6 were 75 years and over. There were 137 Bridegrooms 18 years of age and under, 4,739 between the ages of 19 and 24, and 23 who were 75 years and over, 9,025 of the Bridegrooms were Bachelors, 379 were Widowers and 440 divorced. Of the Brides 8,901 were Spinsters, 471 were widows and 472 divorced. The number of marriages registered in the four large cities are as follows: Edmonton, 2,930; Calgary, 2,059; Lethbridge, 411; Medicine Hat, 261.

The following Table shows the marriage rates for Canada and certain other countries:

## MARRIAGE RATES

|                            |     |                       |     |
|----------------------------|-----|-----------------------|-----|
| Canada .....               | 8.2 | United States .....   | 9.3 |
| Newfoundland .....         | 7.8 | Australia .....       | 7.8 |
| Prince Edward Island ..... | 6.2 | New Zealand .....     | 8.3 |
| Nova Scotia .....          | 7.7 | Denmark .....         | 7.5 |
| New Brunswick .....        | 7.8 | Finland .....         | 7.7 |
| Quebec .....               | 7.8 | France .....          | 7.2 |
| Ontario .....              | 8.6 | Italy .....           | 7.4 |
| Manitoba .....             | 8.1 | Austria .....         | 8.1 |
| Saskatchewan .....         | 7.3 | Norway .....          | 7.5 |
| Alberta .....              | 9.2 | Netherlands .....     | 8.3 |
| British Columbia .....     | 8.4 | Portugal .....        | 8.3 |
| England and Wales .....    | 8.0 | Spain .....           | 8.1 |
| Scotland .....             | 8.4 | Sweden .....          | 7.1 |
| Northern Ireland .....     | 6.8 | Switzerland .....     | 8.0 |
| Ireland (Republic) .....   | 5.5 | Western Germany ..... | 8.7 |

## DIVORCES

There were 627 final Decrees of Divorce granted during the year, 233 of which were granted to husbands and 394 to wives. Eleven Decrees of Nullity were also granted.

## DEATHS

The deaths of 7,956 persons were registered during the year, 5,113 of which were males and 2,843 females. There was an increase of 436 deaths over the previous year and the death rate increased from 7.2 to 7.5. There were 807 males and 603 females 80 years and over at the time of death.

The number of deaths of residents of the four large cities were as follows: Edmonton, 1,490; Calgary, 1,474; Lethbridge, 225; Medicine Hat, 205. The actual number of deaths which occurred in these cities were as follows: Edmonton, 2,005; Calgary, 1,639; Lethbridge, 277; Medicine Hat, 226.

As in previous years Disease of the Heart still held first place amongst the causes of death and accounted for 2,420 deaths as compared with 2,345 for the previous year. The rate increased from the previous year's figure of 225 per 100,000 population to 227.

The deaths from Cancer are on the increase and numbered 1,234, with a rate of 116 per 100,000 population as compared to 1,164 and the rate of 112 for the previous year.

Deaths from Tuberculosis, all forms, numbered 81 as compared to 63 for the previous year. Of the total number of deaths from this cause 20 were Indians.

Poliomyelitis deaths declined again this year from the previous year's total of 28 to 8. Pneumonia, all forms, increased from 253 to 326 and Influenza from 14 to 44.

Violent and accidental deaths totaled 768, comprising 222 deaths from motor vehicle accidents, 35 other transport accidents, 45 accidental poisoning, 103 accidental falls, 42 accidents caused by machinery, 42 accidents caused by fire and explosion of combustible material, four accidents caused by hot substances, corrosive liquid steam and radiation, 11 accidents caused by fire-arms, 61 accidental drownings, 86 all other accidents, 96 suicides and 21 homicides.

The Death Rates for Canada, the Provinces and certain other Countries are as follows:

|                            |      |                       |      |
|----------------------------|------|-----------------------|------|
| Canada .....               | 8.2  | United States .....   | 9.3  |
| Newfoundland .....         | 7.8  | Australia .....       | 8.9  |
| Prince Edward Island ..... | 8.3  | New Zealand .....     | 9.0  |
| Nova Scotia .....          | 8.7  | Denmark .....         | 8.8  |
| New Brunswick .....        | 7.9  | Netherlands .....     | 7.6  |
| Quebec .....               | 7.5  | Finland .....         | 9.3  |
| Ontario .....              | 8.8  | France .....          | 12.0 |
| Manitoba .....             | 8.1  | Italy .....           | 9.2  |
| Saskatchewan .....         | 7.5  | Austria .....         | 12.1 |
| Alberta .....              | 7.5  | Norway .....          | 8.3  |
| British Columbia .....     | 9.8  | Portugal .....        | 11.3 |
| England and Wales .....    | 11.7 | Spain .....           | 9.3  |
| Scotland .....             | 12.0 | Sweden .....          | 9.4  |
| Northern Ireland .....     | 11.1 | Switzerland .....     | 10.1 |
| Ireland (Republic) .....   | 12.6 | Western Germany ..... | 10.8 |

## MATERNAL DEATHS

Pueperal deaths numbered 15 and the rate of 0.4 is the lowest for Canada.

### MATERNAL DEATH RATES PER 1,000 LIVE BIRTHS

|                            |     |                        |     |
|----------------------------|-----|------------------------|-----|
| Canada .....               | 0.8 | Ontario .....          | 0.6 |
| Newfoundland .....         | 2.0 | Manitoba .....         | 0.7 |
| Prince Edward Island ..... | 0.7 | Saskatchewan .....     | 0.4 |
| Nova Scotia .....          | 0.7 | Alberta .....          | 0.4 |
| New Brunswick .....        | 1.2 | British Columbia ..... | 0.5 |
| Quebec .....               | 1.0 |                        |     |

## INFANT DEATHS

There were 888 children who died under one year of age, an increase of six over the previous year. Of the total deaths 508 were males and 380 females. Five hundred and thirty-nine deaths occurred under the age of 28 days. The infant death rate is 26 per 1,000 live births, the same as the previous year and the second lowest in Canada.

## INFANT MORTALITY RATES PER 1,000 LIVE BIRTHS

|                            |    |                       |           |
|----------------------------|----|-----------------------|-----------|
| Canada .....               | 31 | United States .....   | 27        |
| Newfoundland .....         | 42 | Australia .....       | 22        |
| Prince Edward Island ..... | 34 | New Zealand .....     | 20        |
| Nova Scotia .....          | 30 | Denmark .....         | 25        |
| New Brunswick .....        | 37 | Finland .....         | 30        |
| Quebec .....               | 38 | France .....          | 34        |
| Ontario .....              | 26 | Italy .....           | 50        |
| Manitoba .....             | 31 | Austria .....         | 45        |
| Saskatchewan .....         | 30 | Norway .....          | (1953) 22 |
| Alberta .....              | 26 | Netherlands .....     | 20        |
| British Columbia .....     | 25 | Portugal .....        | 51        |
| England and Wales .....    | 25 | Spain .....           | 56        |
| Scotland .....             | 30 | Sweden .....          | 17        |
| Northern Ireland .....     | 32 | Switzerland .....     | 26        |
| Ireland (Republic) .....   | 37 | Western Germany ..... | 42        |

There were 431 stillbirths registered, an increase of 13 over the previous year. Of these 234 were males and 197 females, the rate being 12.5 per 1,000 live births.

## DIVISIONS OF ALBERTA FOR CENSUS AND VITAL STATISTICS PURPOSES

As the Province of Alberta is not divided into Counties, and the political divisions are not permanently fixed, it has been found advisable to use smaller areas, the Dominion Census Divisions.

The Province is divided into 17 census divisions. These divisions are further subdivided into organized municipal areas. These municipal areas, which were each originally within the boundaries of a single census division, have been reorganized by the Provincial authorities into larger units, and now, in many cases, part of the new municipality or improvement district is in one census division and part in another.

The following table shows the census divisions divided into municipalities, improvement districts, cities, towns and villages with the 1951 and 1941 division population figures.

**POPULATION OF CENSUS DIVISIONS OF ALBERTA CLASSIFIED  
BY MUNICIPALITIES FOR CENSUS YEARS, 1941 AND 1951**

| Division and Subdivision    | Total          |                | Division and Subdivision         | Total         |               |
|-----------------------------|----------------|----------------|----------------------------------|---------------|---------------|
|                             | 1951           | 1941           |                                  | 1951          | 1941          |
| <b>ALBERTA</b> .....        | <b>939,501</b> | <b>796,169</b> |                                  |               |               |
| Rural .....                 | 451,313        | 489,583        |                                  |               |               |
| Urban .....                 | 488,188        | 306,586        |                                  |               |               |
| <b>Division No. 1</b> ..... | <b>35,879</b>  | <b>29,595</b>  | <b>Division No. 2—Continued:</b> |               |               |
| Rural .....                 | 14,033         | 16,408         | Villages:                        |               |               |
| 1. I.D. ....                | 250            | 370            | Coaldale .....                   | 806           | 290           |
| 2. Burlington .....         | 2,186          | 3,084          | Cowley .....                     | 119           | 125           |
| 4. Warner .....             | 3,445          | 3,617          | Frank .....                      | 239           | 204           |
| 11. I.D. ....               | 2,251          | 3,312          | Stirling .....                   | 520           | 437           |
| 13. Bow Island .....        | 1,740          | 2,435          |                                  |               |               |
| 14. Eureka .....            | 3,909          | 3,323          | <b>Division No. 3</b> .....      | <b>17,132</b> | <b>15,518</b> |
| 25. Barons (pt.) .....      | 252            | 267            | Rural .....                      | 12,001        | 13,151        |
| Urban .....                 | 21,846         | 13,187         | 21. I.D. ....                    | 1,605         | 2,412         |
| Cities:                     |                |                | 22. I.D. ....                    | 702           | 637           |
| Medicine Hat .....          | 16,364         | 10,571         | 23. I.D. ....                    | 1,459         | 1,359         |
| Towns:                      |                |                | 28. Newell (pt.) .....           | 6,310         | 5,475         |
| Bow Island .....            | 653            | 291            | 34. Acadia (pt.) .....           | 19            | 9             |
| Irvine .....                | 224            | 240            | Army Experimental Range          | 394           | 309           |
| Taber .....                 | 3,042          | 1,331          | Berry Creek-Sullivan Lake        |               |               |
| Villages:                   |                |                | Area (pt.) .....                 | 598           | 752           |
| Burdett .....               | 118            | 123            | Bow West Area (pt.) .....        | 700           | 867           |
| Foremost .....              | 375            | .....          | Vulcan No. 2 (pt.) .....         | 214           | 331           |
| Grassy Lake .....           | 167            | .....          | Urban .....                      | 5,131         | 3,367         |
| Milk River .....            | 481            | 335            | Towns:                           |               |               |
| Warner .....                | 422            | 296            | Bassano .....                    | 624           | 582           |
| <b>Division No. 2</b> ..... | <b>71,480</b>  | <b>58,563</b>  | Brooks .....                     | 1,648         | 888           |
| Rural .....                 | 31,618         | 29,725         | Redcliff .....                   | 1,538         | 1,111         |
| 5. Sugar City .....         | 5,038          | 4,749          | Villages:                        |               |               |
| 6. Cochrane .....           | 3,475          | 4,233          | Duchess .....                    | 258           | 149           |
| 8. I.D. ....                | 39             | 2              | Empress .....                    | 411           | 341           |
| 9. Pincher Creek .....      | 3,149          | 3,363          | Enchant .....                    | .....         | 76            |
| 10. I.D. ....               | 4,828          | 4,149          | Jenner .....                     | .....         | 27            |
| 16. Bright .....            | 2,251          | 2,427          | Tilley .....                     | 259           | 193           |
| 25. Barons (pt.) .....      | 8,843          | 6,693          | Vauxhall .....                   | 393           | .....         |
| 26. Argyle (pt.) .....      | 1,139          | 1,516          |                                  |               |               |
| 27. I.D. (pt.) .....        | 83             | 162            | <b>Division No. 4</b> .....      | <b>28,984</b> | <b>29,383</b> |
| Waterton Lakes Nat. Park    | 238            | 269            | Rural .....                      | 19,124        | 22,315        |
| Indian Reserves .....       | 2,555          | 2,162          | 25. Barons (pt.) .....           | 3,866         | 3,920         |
| Urban .....                 | 39,862         | 28,838         | 26. Argyle (pt.) .....           | 1,602         | 1,803         |
| Cities:                     |                |                | 27. I.D. (pt.) .....             | 83            | 107           |
| Lethbridge .....            | 22,947         | 14,612         | 31. Highwood .....               | 4,916         | 4,921         |
| Towns:                      |                |                | 32. Turner Valley (pt.) .....    | 4,088         | 6,175         |
| Blairmore .....             | 1,933          | 1,731          | 33. I.D. ....                    | 31            | 28            |
| Cardston .....              | 2,487          | 1,864          | Bow West Area (pt.) .....        | 524           | 766           |
| Claresholm .....            | 1,608          | 1,265          | Vulcan No. 2 (pt.) .....         | 3,850         | 4,595         |
| Coleman .....               | 1,961          | 1,870          | Indian Reserves .....            | 164           | .....         |
| Granum .....                | 327            | 238            | Urban .....                      | 9,860         | 7,068         |
| Macleod .....               | 1,860          | 1,912          | Towns:                           |               |               |
| Magrath .....               | 1,320          | 1,207          | High River .....                 | 1,888         | 1,430         |
| Pincher Creek .....         | 1,456          | 994            | Nanton .....                     | 934           | 718           |
| Raymond .....               | 2,279          | 2,089          | Okotoks .....                    | 767           | 591           |
|                             |                |                | Stavely .....                    | 327           | 273           |
|                             |                |                | Vulcan .....                     | 1,040         | 732           |

POPULATION OF CENSUS DIVISIONS OF ALBERTA CLASSIFIED  
BY MUNICIPALITIES FOR CENSUS YEARS, 1941 AND 1951 (Continued)

| Division and Subdivision                         | Total          |                | Division and Subdivision                         | Total  |        |
|--|----------------|----------------|--|--------|--------|
|  | 1951           | 1941           |  | 1951   | 1941   |
| <b>Division No. 4—Continued:</b>                 |                |                | <b>Division No. 6—Continued:</b>                 |        |        |
| Villages:  |                |                | Villages—Continued:                              |        |        |
| Arrowwood .....                                  | 222            | 251            | Standard .....                                   | 237    | 212    |
| Barons .....                                     | 369            | 233            | Swalwell .....                                   |        | 114    |
| Black Diamond .....                              | 1,154          | 890            | Trochu .....                                     | 630    | 480    |
| Blackie .....                                    | 224            | 223            |  |        |        |
| Carmangay .....                                  | 285            | 229            | <b>Division No. 7</b> .....                      | 32,334 | 33,285 |
| Cayley .....                                     | 139            | 133            | Rural .....                                      | 22,612 | 26,116 |
| Champion .....                                   | 378            | 320            | 52. Provost .....                                | 3,610  | 4,716  |
| Lomond .....                                     | 153            | 129            | 53. Paintearth .....                             | 3,073  | 4,160  |
| Milo .....                                       | 141            | 129            | 61. Wainwright (pt.) .....                       | 3,583  | 4,755  |
| Nobleford .....                                  | 255            | 111            | 62. Flagstaff .....                              | 6,129  | 7,804  |
| Picture Butte .....                              | 865            |                | 73. Beaver (pt.) .....                           | 1,235  | 1,518  |
| Turner Valley .....                              | 719            | 676            | Berry Creek-Sullivan<br>Lake Area (pt.) .....    | 101    | 147    |
|  | <b>16,129</b>  | <b>18,926</b>  | Sounding Creek-Neutral<br>Hills Area (pt.) ..... | 2,173  | 3,012  |
| Rural .....                                      | 12,328         | 15,560         | Buffalo Nat. Park .....                          | 2,708  | 4      |
| 34. Acadia (pt.) .....                           | 686            | 739            | Urban .....                                      | 9,722  | 7,169  |
| 42. I.D. (pt.) .....                             | 2,642          | 2,353          | Towns:   |        |        |
| 47. Starland .....                               | 2,472          | 3,289          | Castor .....                                     | 798    | 625    |
| Berry Creek-Sullivan Lake<br>Area (pt.) .....    | 3,252          | 4,658          | Coronation .....                                 | 738    | 581    |
| Sounding Creek-Neutral<br>Hills Area (pt.) ..... | 3,186          | 4,521          | Hardisty .....                                   | 536    | 457    |
| Urban .....                                      | 3,891          | 3,366          | Wainwright .....                                 | 1,996  | 980    |
| Towns:   |                |                | Villages:  |        |        |
| Hanna .....                                      | 2,027          | 1,622          | Alliance .....                                   | 281    | 233    |
| Villages:  |                |                | Cadogan .....                                    |        | 99     |
| Cereal .....                                     | 135            | 142            | Chauvin .....                                    | 340    | 343    |
| Chinook .....                                    | 116            | 142            | Consort .....                                    | 396    | 265    |
| Craigmyle .....                                  | 136            | 186            | Czar .....                                       | 123    | 139    |
| Delia .....                                      | 278            | 315            | Edgerton .....                                   | 309    | 258    |
| Morrin .....                                     | 226            | 216            | Forestburg .....                                 | 443    | 231    |
| Munson .....                                     | 78             | 139            | Galahad .....                                    | 198    | 145    |
| Oyen .....                                       | 433            | 326            | Hughenden .....                                  | 218    | 164    |
| Rumsey .....                                     | 110            | 90             | Irma .....                                       | 369    | 273    |
| Youngstown .....                                 | 352            | 188            | Killam .....                                     | 465    | 347    |
|  | <b>195,352</b> | <b>146,990</b> | Lougheed .....                                   | 186    | 195    |
| <b>Division No. 6</b> .....                      |                |                | Monitor .....                                    |        | 82     |
| Rural .....                                      | 50,436         | 46,679         | Provost .....                                    | 676    | 518    |
| 23. Newell (pt.) .....                           | 671            | 668            | Sedgewick .....                                  | 485    | 320    |
| 32. Turner Valley (pt.) .....                    | 67             | 84             | Strome .....                                     | 276    | 233    |
| 40. Bow Valley .....                             | 2,941          | 3,462          | Veteran .....                                    | 206    | 190    |
| 41. I.D. .....                                   | 155            | 212            | Viking .....                                     | 683    | 491    |
| 42. I.D. (pt.) .....                             | 4,292          | 4,011          | <b>Division No. 8</b> .....                      | 73,997 | 67,390 |
| 43. Serviceberry .....                           | 3,091          | 3,706          | Rural .....                                      | 43,965 | 49,233 |
| 44. Conrich .....                                | 5,509          | 4,273          | 54. Stettler .....                               | 6,007  | 7,187  |
| 45. Springbank .....                             | 5,014          | 3,241          | 55. Red Deer (pt.) .....                         | 6,753  | 7,792  |
| 46. I.D. .....                                   | 6,364          | 3,598          | 63. Camrose .....                                | 10,895 | 12,236 |
| 48. Kneehill .....                               | 7,263          | 8,135          | 64. Lacombe (pt.) .....                          | 6,307  | 6,583  |
| 49. Mountain View .....                          | 8,933          | 9,800          | 66. Ponoka (pt.) .....                           | 5,850  | 6,448  |
| 50. I.D. .....                                   | 1,067          | 1,085          | 73. Beaver (pt.) .....                           | 383    | 562    |
| 51. Banff Nat. Park .....                        | 2,856          | 2,545          | 74. Wetaskiwin (pt.) .....                       | 6,216  | 7,263  |
| Indian Reserves .....                            | 2,213          | 1,859          | Urban .....                                      | 1,554  | 1,242  |
| Urban .....                                      | 144,916        | 100,311        | Cities:  | 30,032 | 18,337 |
| Cities:  |                |                | Red Deer .....                                   | 7,575  | 2,924  |
| Calgary .....                                    | 129,060        | 88,904         | Wetaskiwin .....                                 | 3,824  | 2,318  |
| Drumheller .....                                 | 2,601          | 2,748          | Towns:   |        |        |
| Towns:   |                |                | Camrose .....                                    | 4,131  | 2,598  |
| Didsbury .....                                   | 1,180          | 892            | Daysland .....                                   |        | 475    |
| Gleichen .....                                   | 430            | 435            | Innisfail .....                                  | 1,417  | 1,223  |
| Olds .....                                       | 1,617          | 1,337          | Lacombe .....                                    | 2,277  | 1,603  |
| Strathmore .....                                 | 704            | 560            | Ponoka .....                                     | 2,574  | 1,306  |
| Three Hills .....                                | 1,026          | 706            | Stettler .....                                   | 2,442  | 1,295  |
| Villages:  |                |                | Villages:  |        |        |
| Acme .....                                       | 275            | 285            | Alix .....                                       | 461    | 360    |
| Airdrie .....                                    | 267            | 191            | Bashaw .....                                     | 603    | 494    |
| Belseker .....                                   | 325            | 240            | Bawlf .....                                      | 236    | 227    |
| Bowness .....                                    | 2,922          |                | Big Valley .....                                 | 307    | 291    |
| Carbon .....                                     | 374            | 409            | Bittern Lake .....                               | 25     | 50     |
| Carstairs .....                                  | 468            | 371            | Blackfalds .....                                 | 154    | 113    |
| Cluny .....                                      | 202            | 138            | Botha .....                                      | 98     | 111    |
| Cochrane .....                                   | 530            | 298            | Clive .....                                      | 241    | 224    |
| Crossfield .....                                 | 443            | 409            | Delburne .....                                   | 395    | 308    |
| Forest Lawn .....                                | 1,079          | 899            | Donalda .....                                    | 318    | 206    |
| Hussar .....                                     | 120            | 116            | Edberg .....                                     | 188    | 152    |
| Irricana .....                                   | 180            | 172            | Elnora .....                                     | 211    | 195    |
| Langdon .....                                    |                | 95             | Erskine .....                                    |        | 172    |
| Rockyford .....                                  | 246            | 201            | Ferintosh .....                                  | 205    | 169    |
| Rosebud .....                                    |                | 99             |  |        |        |



## POPULATION OF CENSUS DIVISIONS OF ALBERTA CLASSIFIED BY MUNICIPALITIES FOR CENSUS YEARS, 1941 and 1951—(Continued)

| Division and Subdivision         | Total          |                | Division and Subdivision          | Total         |               |
|----------------------------------|----------------|----------------|-----------------------------------|---------------|---------------|
|                                  | 1951           | 1941           |                                   | 1951          | 1941          |
| <b>Division No. 8—Continued:</b> |                |                | <b>Division No. 11—Continued:</b> |               |               |
| Villages—Continued:              |                |                | Rural—Continued:                  |               |               |
| Gadsby .....                     | 128            | 141            | 90. Sturgeon (pt.) .....          | 6,365         | 5,115         |
| Gull Lake .....                  | 32             | 21             | 91. Morinville (pt.) .....        | 3,307         | 3,542         |
| Halkirk .....                    | 143            | 118            | 93. Lac Ste. Anne (pt.) .....     | 4,999         | 5,654         |
| Ma-Me-O Beach .....              | 98             | .....          | Elk Island Nat. Park. ....        | 55            | 50            |
| Millet .....                     | 402            | 325            | Indian Reserves .....             | 1,014         | 997           |
| Mirror .....                     | 635            | 570            | Urban .....                       | 180,495       | 99,793        |
| New Norway .....                 | 258            | 169            | Cities:                           |               |               |
| Ohaton .....                     | .....          | 53             | Edmonton .....                    | 159,631       | 93,817        |
| Penhold .....                    | 174            | 183            | Towns:                            |               |               |
| <b>Division No. 9 .....</b>      | <b>31,627</b>  | <b>32,232</b>  | Beverly .....                     | 2,159         | 981           |
| Rural .....                      | 27,306         | 29,045         | Devon .....                       | 842           | .....         |
| 55. Red Deer (pt.) .....         | 5,653          | 5,735          | Fort Saskatchewan .....           | 1,076         | 903           |
| 56. Waterloo .....               | 1,237          | 1,402          | Jasper Place .....                | 9,139         | .....         |
| 57. Raven .....                  | 2,366          | 2,254          | Leduc .....                       | 1,842         | 871           |
| 58. I.D. ....                    | 66             | 94             | Morinville .....                  | 892           | 580           |
| 64. Lacombe (pt.) .....          | 2,482          | 2,670          | St. Albert .....                  | 1,129         | 697           |
| 65. I.D. ....                    | 4,145          | 4,307          | Stony Plain .....                 | 878           | 566           |
| 66. Ponoka (pt.) .....           | 3,163          | 3,576          | Tofield .....                     | 692           | 551           |
| 68. I.D. ....                    | 226            | 257            | Villages:                         |               |               |
| 69. I.D. ....                    | 1,223          | 1,234          | Alberta Beach .....               | 79            | 59            |
| 76. I.D. (pt.) .....             | 3,398          | 3,877          | Calmar .....                      | 944           | .....         |
| 79. I.D. (pt.) .....             | 1,166          | 2,017          | Hay Lakes .....                   | 231           | 154           |
| 80. Jasper Nat. Park .....       | 1,899          | 1,622          | Lakeview .....                    | 15            | .....         |
| Indian Reserves .....            | 282            | .....          | Onoway .....                      | 189           | 156           |
| Urban .....                      | 4,321          | 3,187          | Sangudo .....                     | 269           | 173           |
| Towns:                           |                |                | Seba Beach .....                  | 103           | 84            |
| Rimbye .....                     | 757            | 410            | Thorsby .....                     | 385           | .....         |
| Rocky Mtn. House .....           | 1,147          | 800            | Wabamun .....                     | .....         | 201           |
| Sylvan Lake .....                | 985            | 805            | <b>Division No. 12 .....</b>      | <b>17,704</b> | <b>17,431</b> |
| Villages:                        |                |                | Rural .....                       | 14,907        | 15,497        |
| Bentley .....                    | 439            | 279            | 77. I.D. ....                     | 1,325         | 1,821         |
| Bowden .....                     | 277            | 234            | 78. I.D. ....                     | 1,511         | 1,875         |
| Eckville .....                   | 379            | 135            | 79. I.D. (pt.) .....              | 2,826         | 1,862         |
| North Red Deer .....             | .....          | 524            | 93. Lac Ste. Anne (pt.) .....     | 2,208         | 2,484         |
| Sundre .....                     | 337            | .....          | 94. Pembina .....                 | 2,688         | 3,462         |
| <b>Division No. 10 .....</b>     | <b>50,016</b>  | <b>58,807</b>  | 95. I.D. ....                     | 2,561         | 2,560         |
| Rural .....                      | 37,780         | 49,982         | 96. I.D. ....                     | 229           | 85            |
| 61. Wainwright (pt.) .....       | 269            | 425            | 108. I.D. (pt.) .....             | 114           | 106           |
| 71. Vermilion River (pt.) .....  | 9,817          | 11,869         | 109. I.D. (pt.) .....             | 1,343         | 1,209         |
| 72. Minburn .....                | 5,909          | 7,052          | 110. I.D. (pt.) .....             | 32            | 33            |
| 73. Beaver (pt.) .....           | 3,032          | 3,683          | Urban .....                       | 2,833         | 1,934         |
| 81. Eagle .....                  | 10,094         | 14,483         | Towns:                            |               |               |
| 82. Lamont .....                 | 8,569          | 12,740         | Edson .....                       | 1,956         | 1,499         |
| Urban .....                      | 12,236         | 8,825          | Villages:                         |               |               |
| Towns:                           |                |                | Entwistle .....                   | .....         | 218           |
| Lloydminster (pt.) .....         | 1,706          | 572            | Mayerthorpe .....                 | 472           | 217           |
| Mundare .....                    | 596            | 756            | Widwood .....                     | 405           | .....         |
| Vegreville .....                 | 2,223          | 1,696          | <b>Division No. 13 .....</b>      | <b>30,152</b> | <b>33,172</b> |
| Villages:                        |                |                | Rural .....                       | 26,775        | 30,805        |
| Andrew .....                     | 625            | 326            | 71. Vermilion River (pt.) .....   | 434           | 587           |
| Bruderheim .....                 | 387            | 237            | 85. I.D. ....                     | 289           | 512           |
| Chipman .....                    | 180            | 240            | 86. St. Paul .....                | 8,941         | 10,122        |
| Derwent .....                    | 283            | 171            | 87. Bonnyville .....              | 1,474         | 1,867         |
| Hairy Hill .....                 | 205            | .....          | 88. Glendon .....                 | 1,547         | 1,965         |
| Holden .....                     | 504            | 361            | 89. Smoky Lake (pt.) .....        | 3,282         | 4,837         |
| Innisfree .....                  | 287            | 253            | 101. I.D. ....                    | 5,601         | 6,259         |
| Islay .....                      | .....          | 132            | 102. I.D. (pt.) .....             | 2,791         | 2,745         |
| Kitscoty .....                   | 235            | 234            | 103. I.D. (pt.) .....             | 23            | 52            |
| Lamont .....                     | 637            | 438            | Indian Reserves .....             | 2,393         | 1,859         |
| Lavoy .....                      | 122            | 178            | Towns:                            |               |               |
| Mannville .....                  | 528            | 396            | Bonnyville .....                  | 1,139         | 603           |
| Minburn .....                    | 186            | 289            | St. Paul .....                    | 1,407         | 1,018         |
| Myrnam .....                     | 388            | 216            | Villages:                         |               |               |
| Ranfurly .....                   | .....          | 129            | Bellis .....                      | .....         | 128           |
| Ryley .....                      | 406            | 323            | Elk Point .....                   | 453           | 311           |
| Two Hills .....                  | 525            | 210            | Vilna .....                       | 378           | 311           |
| Willingdon .....                 | 281            | 420            | <b>Division No. 14 .....</b>      | <b>46,791</b> | <b>47,899</b> |
| <b>Division No. 11 .....</b>     | <b>226,199</b> | <b>149,193</b> | Rural .....                       | 39,254        | 44,526        |
| Rural .....                      | 45,704         | 49,400         | 89. Smoky Lake (pt.) .....        | 6,775         | 9,884         |
| 73. Beaver (pt.) .....           | 2,439          | 2,997          | 90. Sturgeon (pt.) .....          | 2,430         | 3,166         |
| 74. Wetaskiwin (pt.) .....       | 56             | 39             | 91. Morinville (pt.) .....        | 2,504         | 2,838         |
| 75. Leduc .....                  | 11,108         | 12,741         | 92. Westlock .....                | 9,797         | 10,469        |
| 76. I.D. (pt.) .....             | 1,458          | 1,479          | 93. Lac Ste. Anne (pt.) .....     | 2,629         | 3,006         |
| 83. Strathcona .....             | 6,982          | 6,725          | 102. I.D. (pt.) .....             | 2,619         | 2,639         |
| 84. Stony Plain .....            | 7,921          | 10,061         |                                   |               |               |

## POPULATION OF CENSUS DIVISIONS OF ALBERTA CLASSIFIED BY MUNICIPALITIES FOR CENSUS YEARS, 1941 and 1951—(Continued)

| Division and Subdivision          | Total         |               | Division and Subdivision | Total         |               |
|-----------------------------------|---------------|---------------|--------------------------|---------------|---------------|
|                                   | 1951          | 1941          |                          | 1951          | 1941          |
| <b>Division No. 14—Continued:</b> |               |               | <b>Division No. 16</b>   | <b>32,439</b> | <b>30,349</b> |
| Rural—Continued:                  |               |               | Rural                    | 25,631        | 26,349        |
| 103. Athabasca                    | 7,799         | 7,922         | 133. Spirit River        | 1,406         | 1,828         |
| 107. I.D.                         | 3,112         | 3,166         | 134. I.D.                | 2,568         | 2,372         |
| 108. I.D. (pt.)                   | 1,072         | 1,088         | 135. Peace               | 1,741         | 2,003         |
| 122. I.D.                         | 469           | 348           | 136. Fairview            | 2,031         | 2,326         |
| Indian Reserves                   | 48            | .....         | 138. I.D. (pt.)          | 1,663         | 1,610         |
| Urban                             | 7,537         | 3,373         | 139. I.D.                | 3,007         | 2,740         |
| Towns:                            |               |               | Grande Prairie No. 1     | 10,198        | 11,181        |
| Athabasca                         | 1,068         | 578           | Indian Reserves          | 101           | 161           |
| Barrhead                          | 1,243         | 399           | Urban                    | 6,808         | 4,000         |
| Lac La Biche                      | 905           | 517           | Towns:                   |               |               |
| Redwater                          | 1,306         | .....         | Fairview                 | 929           | 432           |
| Westlock                          | 1,111         | 590           | Grande Prairie           | 2,664         | 1,724         |
| Villages:                         |               |               | Villages:                |               |               |
| Clyde                             | 219           | 160           | Beaverlodge              | 514           | 331           |
| Legal                             | 523           | 462           | Berwyn                   | 288           | 206           |
| Radway                            | 184           | .....         | Clairmont                | .....         | 102           |
| Smoky Lake                        | 491           | 430           | Grimshaw                 | 564           | 169           |
| Thorhild                          | 248           | .....         | Hythe                    | 342           | 247           |
| Waskatenau                        | 239           | 237           | Ryeroft                  | 372           | .....         |
| <b>Division No. 15</b>            | <b>21,663</b> | <b>17,484</b> | Sexsmith                 | 331           | 325           |
| Rural                             | 16,963        | 16,020        | Spirit River             | 553           | 276           |
| 108. I.D. (pt.)                   | 771           | 917           | Wembley                  | 251           | 188           |
| 109. I.D. (pt.)                   | 170           | 160           | <b>Division No. 17</b>   | <b>11,587</b> | <b>9,712</b>  |
| 110. I.D. (pt.)                   | 41            | 75            | Rural                    | 10,996        | 9,712         |
| 111. I.D. (pt.)                   | 313           | 267           | 102. I.D. (pt.)          | .....         | 3             |
| 123. I.D.                         | .....         | 15            | 121. I.D. (pt.)          | .....         | 310           |
| 124. I.D.                         | 2,934         | 2,545         | 128. I.D.                | .....         | 593           |
| 125. I.D.                         | 3,150         | 3,044         | 129. I.D.                | .....         | 502           |
| 126. I.D.                         | 2,138         | 1,687         | 131. I.D. (pt.)          | .....         | 179           |
| 130. I.D.                         | 4,195         | 4,327         | 137. I.D.                | .....         | 124           |
| 131. I.D. (pt.)                   | 2,185         | 1,829         | 138. I.D. (pt.)          | .....         | 2,547         |
| Indian Reserves                   | 1,066         | 1,154         | 143. I.D.                | .....         | 1,158         |
| Urban                             | 4,700         | 1,464         | 144. I.D.                | .....         | 115           |
| Towns:                            |               |               | 145. I.D.                | .....         | 158           |
| High Prairie                      | 1,141         | .....         | 146. I.D.                | .....         | 754           |
| McLennan                          | 1,074         | .....         | 147. I.D.                | .....         | 1,589         |
| Peace River                       | 1,672         | 873           | 148. I.D.                | .....         | 39            |
| Villages:                         |               |               | 149. I.D.                | .....         | 754           |
| Falher                            | 575           | 244           | Wood Buffalo Nat. Park   | .....         | 36            |
| Grouard                           | .....         | 347           | Indian Reserves          | 2,862         | 2,507         |
| Kinuso                            | 238           | .....         | Urban                    | 621           | .....         |
| 111. I.D. (pt.)                   | 11            | 18            | Towns:                   |               |               |
| 132. I.D.                         | 2,905         | 2,110         | McMurray                 | 621           | .....         |

TABLE 1: GENERAL SUMMARY OF VITAL STATISTICS FOR CENSUS DIVISIONS, ALBERTA, 1955

| CENSUS DIVISIONS      | Live Births  |              |              | Live Births<br>in Hospital | Illegitimate<br>Births | Stillbirths | Marriages   | Total<br>Deaths | Hospital<br>Deaths | Infant Deaths | Neo-Natal<br>Deaths | Maternal<br>Deaths |
|-----------------------|--------------|--------------|--------------|----------------------------|------------------------|-------------|-------------|-----------------|--------------------|---------------|---------------------|--------------------|
|                       | Total        | Male         | Female       |                            |                        |             |             |                 |                    |               |                     |                    |
| <b>ALBERTA</b> .....  | <b>34357</b> | <b>17728</b> | <b>16629</b> | <b>32642</b>               | <b>1702</b>            | <b>431</b>  | <b>9844</b> | <b>7956</b>     | <b>5239</b>        | <b>888</b>    | <b>539</b>          | <b>15</b>          |
| Division No. 1 .....  | 1232         | 639          | 593          | 1195                       | 29                     | 13          | 357         | 310             | 211                | 28            | 17                  | .....              |
| Division No. 2 .....  | 2440         | 1228         | 1212         | 2154                       | 117                    | 32          | 774         | 595             | 396                | 77            | 48                  | 1                  |
| Division No. 3 .....  | 561          | 259          | 302          | 502                        | 15                     | 12          | 87          | 90              | 60                 | 13            | 8                   | .....              |
| Division No. 4 .....  | 935          | 483          | 452          | 896                        | 32                     | 6           | 174         | 282             | 180                | 25            | 12                  | 1                  |
| Division No. 5 .....  | 439          | 223          | 216          | 415                        | 7                      | 7           | 77          | 108             | 76                 | 14            | 10                  | .....              |
| Division No. 6 .....  | 7442         | 3802         | 3640         | 7365                       | 402                    | 78          | 2468        | 1938            | 1272               | 179           | 115                 | 3                  |
| Division No. 7 .....  | 923          | 497          | 426          | 777                        | 20                     | 14          | 218         | 246             | 151                | 30            | 20                  | .....              |
| Division No. 8 .....  | 2525         | 1322         | 1203         | 2487                       | 90                     | 23          | 742         | 675             | 452                | 67            | 40                  | .....              |
| Division No. 9 .....  | 814          | 440          | 374          | 665                        | 31                     | 9           | 161         | 180             | 108                | 17            | 12                  | 1                  |
| Division No. 10 ..... | 1244         | 664          | 580          | 1211                       | 30                     | 18          | 397         | 354             | 226                | 33            | 20                  | .....              |
| Division No. 11 ..... | 10018        | 5182         | 4836         | 9950                       | 537                    | 143         | 3267        | 1959            | 1443               | 215           | 147                 | 5                  |
| Division No. 12 ..... | 745          | 399          | 346          | 698                        | 30                     | 12          | 104         | 151             | 87                 | 12            | 9                   | .....              |
| Division No. 13 ..... | 1143         | 611          | 532          | 977                        | 75                     | 10          | 221         | 213             | 115                | 42            | 21                  | .....              |
| Division No. 14 ..... | 1274         | 631          | 643          | 1233                       | 63                     | 19          | 287         | 347             | 217                | 42            | 23                  | 1                  |
| Division No. 15 ..... | 975          | 512          | 463          | 796                        | 104                    | 11          | 146         | 185             | 101                | 41            | 18                  | .....              |
| Division No. 16 ..... | 1227         | 611          | 616          | 1106                       | 55                     | 14          | 303         | 254             | 124                | 33            | 17                  | 1                  |
| Division No. 17 ..... | 420          | 225          | 195          | 215                        | 65                     | 10          | 61          | 69              | 20                 | 20            | 2                   | 2                  |

TABLE 2: GENERAL SUMMARY OF VITAL STATISTICS FOR INCORPORATED URBAN PLACES OF 1,000 POPULATION AND OVER, ALBERTA, 1955

| CITY, TOWN OR VILLAGE      | Live Births |      |        | Live Births<br>in Hospital | Illegitimate<br>Births | Stillbirths | Marriages | Total<br>Deaths | Hospital<br>Deaths | Infant<br>Deaths | Neo-Natal<br>Deaths | Maternal<br>Deaths |
|----------------------------|-------------|------|--------|----------------------------|------------------------|-------------|-----------|-----------------|--------------------|------------------|---------------------|--------------------|
|                            | Total       | Male | Female |                            |                        |             |           |                 |                    |                  |                     |                    |
| Athabasca .....            | 55          | 29   | 26     | 55                         | 5                      | 1           | 32        | 14              | 11                 | 4                | 4                   | .....              |
| Barrhead .....             | 61          | 30   | 31     | 61                         | 2                      | .....       | 53        | 17              | 13                 | .....            | .....               | .....              |
| Beverly .....              | 149         | 74   | 75     | 149                        | 3                      | 1           | 12        | 16              | 14                 | 1                | 1                   | 1                  |
| Black Diamond .....        | 29          | 16   | 13     | 29                         | 1                      | .....       | 10        | 7               | 5                  | .....            | .....               | .....              |
| Blairmore .....            | 36          | 20   | 16     | 36                         | .....                  | .....       | 22        | 14              | 7                  | .....            | .....               | .....              |
| Bonnyville .....           | 78          | 35   | 43     | 78                         | .....                  | .....       | 36        | 12              | 9                  | .....            | .....               | .....              |
| Bowness .....              | 190         | 104  | 86     | 189                        | 4                      | .....       | 20        | 19              | 13                 | 3                | 3                   | 1                  |
| Brooks .....               | 81          | 42   | 39     | 62                         | 3                      | .....       | 23        | 10              | 9                  | .....            | .....               | .....              |
| Calgary .....              | 5542        | 2831 | 2711   | 5537                       | 314                    | 58          | 2059      | 1474            | 996                | 129              | 87                  | 2                  |
| Camrose .....              | 190         | 100  | 90     | 190                        | 7                      | .....       | 93        | 74              | 38                 | 6                | 5                   | .....              |
| Cardston .....             | 79          | 46   | 33     | 44                         | 1                      | 1           | 101       | 22              | 8                  | 4                | 3                   | .....              |
| Claresholm .....           | 105         | 51   | 54     | 105                        | 3                      | 2           | 35        | 28              | 23                 | 3                | 2                   | .....              |
| Coleman .....              | 70          | 34   | 36     | 70                         | 1                      | .....       | 15        | 21              | 16                 | 4                | 2                   | .....              |
| Didsbury .....             | 55          | 26   | 29     | 55                         | 3                      | 2           | 28        | 13              | 9                  | .....            | .....               | .....              |
| Drumheller .....           | 134         | 64   | 70     | 134                        | 8                      | .....       | 58        | 38              | 30                 | 1                | 1                   | .....              |
| Edmonton .....             | 7569        | 3911 | 3658   | 7561                       | 445                    | 98          | 2930      | 1490            | 1157               | 165              | 119                 | 3                  |
| Edson .....                | 135         | 79   | 56     | 135                        | 6                      | 6           | 41        | 24              | 20                 | 3                | 3                   | .....              |
| Forest Lawn .....          | 70          | 31   | 39     | 69                         | 4                      | 1           | 7         | 10              | 5                  | 2                | 2                   | .....              |
| Fort Saskatchewan .....    | 97          | 55   | 42     | 97                         | 2                      | .....       | 23        | 20              | 10                 | 3                | 2                   | .....              |
| Grande Prairie .....       | 236         | 110  | 126    | 233                        | 12                     | 3           | 97        | 40              | 16                 | 5                | 3                   | .....              |
| Hanna .....                | 70          | 30   | 40     | 68                         | 1                      | 3           | 39        | 13              | 9                  | 2                | 1                   | .....              |
| High Prairie .....         | 84          | 45   | 39     | 81                         | 5                      | .....       | 20        | 22              | 16                 | 4                | 3                   | .....              |
| High River .....           | 60          | 34   | 26     | 55                         | 3                      | .....       | 46        | 26              | 19                 | 1                | 1                   | .....              |
| Innisfail .....            | 58          | 27   | 31     | 58                         | 1                      | .....       | 46        | 22              | 15                 | 2                | .....               | .....              |
| Jasper Place .....         | 580         | 325  | 255    | 580                        | 21                     | 12          | 27        | 49              | 34                 | 12               | 5                   | .....              |
| Lacombe .....              | 87          | 54   | 33     | 84                         | 5                      | .....       | 57        | 32              | 25                 | 3                | 2                   | .....              |
| Leduc .....                | 75          | 43   | 32     | 75                         | 2                      | 1           | 28        | 16              | 14                 | 4                | 2                   | .....              |
| Lethbridge .....           | 968         | 488  | 480    | 965                        | 27                     | 12          | 411       | 225             | 174                | 24               | 22                  | .....              |
| Lloydminster .....         | 98          | 38   | 60     | 98                         | 2                      | 2           | 36        | 18              | 12                 | 2                | 1                   | .....              |
| Macleod .....              | 92          | 46   | 46     | 89                         | 1                      | .....       | 90        | 22              | 14                 | 2                | 1                   | .....              |
| Magrath .....              | 51          | 33   | 18     | 27                         | 1                      | .....       | 11        | 11              | 8                  | 1                | 1                   | .....              |
| McLennan .....             | 42          | 21   | 21     | 23                         | 1                      | .....       | 14        | 5               | 3                  | 2                | 1                   | .....              |
| Medicine Hat .....         | 538         | 278  | 260    | 537                        | 16                     | 8           | 261       | 205             | 154                | 12               | 7                   | .....              |
| Olds .....                 | 60          | 32   | 28     | 60                         | 2                      | .....       | 58        | 16              | 12                 | .....            | .....               | .....              |
| Peace River .....          | 115         | 56   | 59     | 115                        | 4                      | 2           | 33        | 18              | 14                 | 3                | 2                   | .....              |
| Pincher Creek .....        | 50          | 28   | 22     | 43                         | 3                      | 2           | 26        | 26              | 15                 | 3                | 1                   | .....              |
| Ponoka .....               | 120         | 64   | 56     | 119                        | 4                      | .....       | 50        | 27              | 22                 | 6                | 4                   | .....              |
| Raymond .....              | 68          | 29   | 39     | 54                         | 2                      | .....       | 23        | 14              | 12                 | 4                | 4                   | .....              |
| Redcliff .....             | 49          | 23   | 26     | 48                         | 3                      | .....       | 11        | 12              | 8                  | 1                | 1                   | .....              |
| Red Deer .....             | 473         | 256  | 217    | 473                        | 16                     | 4           | 201       | 80              | 59                 | 8                | 7                   | .....              |
| Redwater .....             | 56          | 21   | 35     | 56                         | 2                      | 1           | 7         | 8               | 7                  | 2                | 2                   | .....              |
| Rocky Mountain House ..... | 90          | 46   | 44     | 58                         | 4                      | 1           | 34        | 10              | 5                  | .....            | .....               | .....              |
| St. Albert .....           | 47          | 25   | 22     | 47                         | 4                      | .....       | 11        | 18              | 6                  | 1                | 1                   | .....              |
| St. Paul .....             | 90          | 46   | 44     | 72                         | 7                      | .....       | 48        | 21              | 14                 | 4                | 2                   | .....              |
| Stettler .....             | 122         | 63   | 59     | 120                        | 3                      | 3           | 64        | 27              | 22                 | 1                | 1                   | .....              |
| Taber .....                | 154         | 78   | 76     | 152                        | 5                      | 3           | 60        | 21              | 5                  | 6                | 5                   | .....              |
| Three Hills .....          | 68          | 38   | 30     | 68                         | .....                  | .....       | 15        | 14              | 10                 | .....            | .....               | .....              |
| Vegreville .....           | 66          | 38   | 28     | 64                         | .....                  | .....       | 64        | 33              | 25                 | 3                | 2                   | .....              |
| Vermilion .....            | 79          | 45   | 34     | 77                         | 7                      | .....       | 40        | 35              | 19                 | 7                | 4                   | .....              |
| Vulcan .....               | 38          | 15   | 23     | 37                         | 1                      | 1           | 17        | 15              | 11                 | 1                | 1                   | .....              |
| Wainwright .....           | 123         | 58   | 65     | 113                        | 5                      | .....       | 52        | 29              | 20                 | 4                | 4                   | .....              |
| Westlock .....             | 53          | 22   | 31     | 53                         | 1                      | .....       | 33        | 19              | 14                 | 3                | 2                   | .....              |
| Wetaskiwin .....           | 143         | 70   | 73     | 143                        | 5                      | 2           | 73        | 64              | 48                 | 4                | 4                   | .....              |

## BUREAU OF VITAL STATISTICS

TABLE 3: DEATHS BY PLACE OF OCCURRENCE AND PLACE OF RESIDENCE, 1955

| PLACE OF OCCURRENCE            | Total (occurrence) | PLACE OF RESIDENCE |            |             |             |              |              |             |             |             |              |           |            |            |           |
|--------------------------------|--------------------|--------------------|------------|-------------|-------------|--------------|--------------|-------------|-------------|-------------|--------------|-----------|------------|------------|-----------|
|                                |                    | Nfld.              | P.E.I.     | N.S.        | N.B.        | Que.         | Ont.         | Man.        | Sask.       | Alta.       | B. C.        | Yukon     | N.W.T.     | U.S.A.     | Other     |
| <b>Total (residence)</b> ..... | <b>129135</b>      | <b>3206</b>        | <b>901</b> | <b>5940</b> | <b>4435</b> | <b>33952</b> | <b>45434</b> | <b>6853</b> | <b>6661</b> | <b>7956</b> | <b>12816</b> | <b>72</b> | <b>222</b> | <b>618</b> | <b>69</b> |
| Newfoundland .....             | 3200               | 3184               | ...        | 3           | 2           | 1            | 2            | ...         | ...         | ...         | ...          | ...       | ...        | 3          | 5         |
| Prince Edward Island .....     | 900                | ...                | 890        | 4           | ...         | 2            | 1            | ...         | ...         | 1           | ...          | ...       | ...        | 2          | ...       |
| Nova Scotia .....              | 5949               | 5                  | 4          | 5876        | 18          | 2            | 9            | ...         | ...         | 1           | ...          | ...       | ...        | 27         | 7         |
| New Brunswick .....            | 4518               | 2                  | 1          | 20          | 4343        | 67           | 11           | 1           | 1           | ...         | 1            | ...       | ...        | 69         | 2         |
| Quebec .....                   | 33784              | 7                  | 3          | 7           | 34          | 33475        | 141          | 6           | 2           | 3           | 2            | ...       | 1          | 80         | 23        |
| Ontario .....                  | 45735              | 5                  | 3          | 19          | 12          | 308          | 44966        | 41          | 14          | 14          | 15           | ...       | 1          | 327        | 10        |
| Manitoba .....                 | 6894               | ...                | ...        | ...         | 1           | 2            | 59           | 6733        | 52          | 7           | 8            | 1         | 3          | 21         | 7         |
| Saskatchewan .....             | 6652               | ...                | ...        | 1           | ...         | ...          | 13           | 32          | 6517        | 66          | 12           | 2         | ...        | 9          | ...       |
| Alberta .....                  | 7956               | ...                | ...        | 2           | 1           | 7            | 15           | 7           | 34          | 7805        | 36           | 2         | 14         | 29         | 4         |
| British Columbia .....         | 12857              | ...                | ...        | 2           | 1           | 8            | 12           | 16          | 20          | 37          | 12698        | 5         | ...        | 47         | 11        |
| Yukon .....                    | 68                 | ...                | ...        | ...         | ...         | ...          | ...          | ...         | ...         | ...         | 5            | 62        | ...        | 1          | ...       |
| Northwest Territories .....    | 213                | ...                | ...        | ...         | ...         | 1            | 2            | ...         | ...         | 2           | ...          | 203       | ...        | 3          | ...       |
| United States .....            | 409                | 3                  | ...        | 6           | 23          | 79           | 203          | 17          | 19          | 20          | 39           | ...       | ...        | ...        | ...       |

TABLE 4: DEATHS AND HOSPITAL DEATHS BY OCCURRENCE AND RESIDENCE FOR CENSUS DIVISIONS, ALBERTA, 1955

| CENSUS DIVISION       | TOTAL DEATHS        |                    |                                    |                                    | DEATHS IN HOSPITALS |                    |                                    |                                    |
|-----------------------|---------------------|--------------------|------------------------------------|------------------------------------|---------------------|--------------------|------------------------------------|------------------------------------|
|                       | Total by Occurrence | Total by Residence | By Occurrence, Residence Elsewhere | By Residence, Occurrence Elsewhere | Total by Occurrence | Total by Residence | By Occurrence, Residence Elsewhere | By Residence, Occurrence Elsewhere |
| <b>ALBERTA</b> .....  | <b>7956</b>         | <b>7956</b>        | <b>151</b>                         | <b>151</b>                         | <b>5239</b>         | <b>5239</b>        | <b>84</b>                          | <b>84</b>                          |
| Division No. 1 .....  | 290                 | 310                | 31                                 | 51                                 | 186                 | 211                | 18                                 | 43                                 |
| Division No. 2 .....  | 606                 | 595                | 75                                 | 64                                 | 420                 | 396                | 68                                 | 44                                 |
| Division No. 3 .....  | 70                  | 90                 | 15                                 | 35                                 | 45                  | 60                 | 9                                  | 24                                 |
| Division No. 4 .....  | 202                 | 282                | 24                                 | 104                                | 94                  | 180                | 5                                  | 91                                 |
| Division No. 5 .....  | 69                  | 108                | 12                                 | 51                                 | 38                  | 76                 | 5                                  | 43                                 |
| Division No. 6 .....  | 2038                | 1938               | 251                                | 151                                | 1356                | 1272               | 189                                | 105                                |
| Division No. 7 .....  | 205                 | 246                | 14                                 | 55                                 | 117                 | 151                | 11                                 | 45                                 |
| Division No. 8 .....  | 766                 | 675                | 191                                | 100                                | 547                 | 452                | 173                                | 78                                 |
| Division No. 9 .....  | 130                 | 180                | 17                                 | 67                                 | 61                  | 108                | 12                                 | 59                                 |
| Division No. 10 ..... | 278                 | 354                | 14                                 | 90                                 | 155                 | 226                | 8                                  | 79                                 |
| Division No. 11 ..... | 2284                | 1959               | 444                                | 119                                | 1767                | 1443               | 391                                | 67                                 |
| Division No. 12 ..... | 103                 | 151                | 17                                 | 65                                 | 29                  | 87                 | 1                                  | 59                                 |
| Division No. 13 ..... | 189                 | 213                | 19                                 | 43                                 | 91                  | 115                | 11                                 | 35                                 |
| Division No. 14 ..... | 287                 | 347                | 31                                 | 91                                 | 156                 | 217                | 16                                 | 77                                 |
| Division No. 15 ..... | 153                 | 185                | 14                                 | 46                                 | 73                  | 101                | 7                                  | 35                                 |
| Division No. 16 ..... | 228                 | 254                | 23                                 | 49                                 | 94                  | 124                | 10                                 | 40                                 |
| Division No. 17 ..... | 58                  | 69                 | 5                                  | 16                                 | 10                  | 20                 | ...                                | 10                                 |

TABLE 5: DEATHS AND HOSPITAL DEATHS BY OCCURRENCE AND RESIDENCE FOR URBAN PLACES OF 1,000 POPULATION AND OVER, ALBERTA, 1955

| CITY, TOWN OR VILLAGE | TOTAL DEATHS        |                    |                                    |                                    | DEATHS IN HOSPITALS |                    |                                    |                                    |
|-----------------------|---------------------|--------------------|------------------------------------|------------------------------------|---------------------|--------------------|------------------------------------|------------------------------------|
|                       | Total by Occurrence | Total by Residence | By Occurrence, Residence Elsewhere | By Residence, Occurrence Elsewhere | Total by Occurrence | Total by Residence | By Occurrence, Residence Elsewhere | By Residence, Occurrence Elsewhere |
| Athabasca             | 49                  | 14                 | 40                                 | 5                                  | 37                  | 11                 | 31                                 | 5                                  |
| Barrhead              | 33                  | 17                 | 21                                 | 5                                  | 29                  | 13                 | 20                                 | 4                                  |
| Beverly               | 1                   | 16                 | .....                              | 15                                 | .....               | 14                 | .....                              | 14                                 |
| Black Diamond         | 2                   | 7                  | .....                              | 5                                  | .....               | 5                  | .....                              | 5                                  |
| Blairmore             | 7                   | 14                 | .....                              | 7                                  | .....               | 7                  | .....                              | 7                                  |
| Bonnyville            | 32                  | 12                 | 24                                 | 4                                  | 29                  | 9                  | 22                                 | 2                                  |
| Bowness               | 3                   | 19                 | 1                                  | 17                                 | .....               | 13                 | .....                              | 13                                 |
| Brooks                | 36                  | 10                 | 28                                 | 2                                  | 34                  | 9                  | 26                                 | 1                                  |
| Calgary               | 1639                | 1474               | 296                                | 131                                | 1162                | 996                | 248                                | 82                                 |
| Camrose               | 173                 | 74                 | 108                                | 9                                  | 124                 | 38                 | 91                                 | 5                                  |
| Cardston              | 29                  | 22                 | 11                                 | 4                                  | 13                  | 8                  | 7                                  | 2                                  |
| Claresholm            | 41                  | 28                 | 20                                 | 7                                  | 38                  | 23                 | 20                                 | 5                                  |
| Coleman               | 8                   | 21                 | 2                                  | 15                                 | 1                   | 16                 | .....                              | 15                                 |
| Didsbury              | 23                  | 13                 | 12                                 | 2                                  | 16                  | 9                  | 9                                  | 2                                  |
| Drumheller            | 61                  | 38                 | 35                                 | 12                                 | 54                  | 30                 | 33                                 | 9                                  |
| Edmonton              | 2005                | 1490               | 633                                | 118                                | 1700                | 1157               | 597                                | 54                                 |
| Edson                 | 27                  | 24                 | 17                                 | 14                                 | 22                  | 20                 | 14                                 | 12                                 |
| Forest Lawn           | 2                   | 10                 | .....                              | 8                                  | .....               | .....              | .....                              | 5                                  |
| Fort Saskatchewan     | 9                   | 20                 | .....                              | 15                                 | .....               | 10                 | .....                              | 10                                 |
| Grande Prairie        | 75                  | 40                 | 44                                 | 9                                  | 34                  | 16                 | 26                                 | 10                                 |
| Hanna                 | 28                  | 13                 | 21                                 | 6                                  | 23                  | 9                  | 18                                 | 4                                  |
| High Prairie          | 54                  | 22                 | 37                                 | 5                                  | 43                  | 16                 | 32                                 | 5                                  |
| High River            | 60                  | 26                 | 39                                 | 5                                  | 49                  | 19                 | 35                                 | 5                                  |
| Innisfail             | 41                  | 22                 | 23                                 | 4                                  | 35                  | 15                 | 22                                 | 2                                  |
| Jasper Place          | 15                  | 49                 | 2                                  | 36                                 | .....               | 34                 | .....                              | 34                                 |
| Lacombe               | 45                  | 32                 | 21                                 | 8                                  | 40                  | 25                 | 21                                 | 6                                  |
| Leduc                 | 2                   | 16                 | 2                                  | 16                                 | .....               | 14                 | .....                              | 14                                 |
| Lethbridge            | 277                 | 225                | 71                                 | 19                                 | 234                 | 174                | 69                                 | 9                                  |
| Lloydminster          | 6                   | 18                 | 1                                  | 13                                 | .....               | 12                 | .....                              | 12                                 |
| Macleod               | 26                  | 22                 | 6                                  | 2                                  | 16                  | 14                 | 4                                  | 2                                  |
| Magrath               | 19                  | 11                 | 9                                  | 1                                  | 16                  | 8                  | 8                                  | .....                              |
| McLennan              | 20                  | 5                  | 15                                 | .....                              | 10                  | 3                  | 7                                  | .....                              |
| Medicine Hat          | 226                 | 205                | 37                                 | 16                                 | 177                 | 154                | 31                                 | 8                                  |
| Olds                  | 36                  | 16                 | 25                                 | 5                                  | 31                  | 12                 | 23                                 | 4                                  |
| Peace River           | 26                  | 18                 | 12                                 | 4                                  | 20                  | 14                 | 8                                  | 2                                  |
| Pincher Creek         | 25                  | 26                 | 7                                  | 8                                  | 14                  | 15                 | 7                                  | 8                                  |
| Ponoka                | 116                 | 27                 | 99                                 | 10                                 | 107                 | 22                 | 95                                 | 10                                 |
| Raymond               | 16                  | 14                 | 7                                  | 5                                  | 15                  | 12                 | 7                                  | 4                                  |
| Redcliff              | 1                   | 12                 | .....                              | 11                                 | .....               | 8                  | .....                              | 8                                  |
| Red Deer              | 98                  | 80                 | 37                                 | 19                                 | 81                  | 59                 | 34                                 | 12                                 |
| Redwater              | .....               | 8                  | .....                              | 8                                  | .....               | 7                  | .....                              | 7                                  |
| Rocky Mountain House  | 14                  | 10                 | 7                                  | 3                                  | 10                  | 5                  | 7                                  | 2                                  |
| St. Albert            | 35                  | 18                 | 23                                 | 6                                  | .....               | 6                  | .....                              | 6                                  |
| St. Paul              | 37                  | 21                 | 21                                 | 5                                  | 27                  | 14                 | 17                                 | 4                                  |
| Stettler              | 59                  | 27                 | 38                                 | 6                                  | 52                  | 22                 | 34                                 | 4                                  |
| Taber                 | 28                  | 21                 | 13                                 | 6                                  | 9                   | 5                  | 6                                  | 2                                  |
| Three Hills           | 15                  | 14                 | 9                                  | 8                                  | 12                  | 10                 | 8                                  | 6                                  |
| Vegreville            | 52                  | 33                 | 28                                 | 9                                  | 47                  | 25                 | 27                                 | 5                                  |
| Vermilion             | 41                  | 35                 | 13                                 | 7                                  | 26                  | 19                 | 11                                 | 4                                  |
| Vulcan                | 25                  | 15                 | 13                                 | 3                                  | 20                  | 11                 | 12                                 | 3                                  |
| Wainwright            | 38                  | 29                 | 14                                 | 5                                  | 29                  | 20                 | 13                                 | 4                                  |
| Westlock              | 54                  | 19                 | 37                                 | 2                                  | 45                  | 14                 | 32                                 | 1                                  |
| Wetaskiwin            | 101                 | 64                 | 48                                 | 11                                 | 82                  | 48                 | 43                                 | 9                                  |

TABLE 6: CAUSE OF DEATH BY SEX FOR CENSUS DIVISIONS, (INCLUDING CITIES, TOWNS AND VILLAGES) IN ALBERTA, 1955

| CAUSE OF DEATH<br>(Intermediate List)   | SEX    | Total | CENSUS DIVISIONS |                |                |                |                |                |                |                |                |                 |                 |                 |                 |                 |                 |                 |                 |
|---|--------|-------|------------------|----------------|----------------|----------------|----------------|----------------|----------------|----------------|----------------|-----------------|-----------------|-----------------|-----------------|-----------------|-----------------|-----------------|-----------------|
|   |        |       | Division No. 1   | Division No. 2 | Division No. 3 | Division No. 4 | Division No. 5 | Division No. 6 | Division No. 7 | Division No. 8 | Division No. 9 | Division No. 10 | Division No. 11 | Division No. 12 | Division No. 13 | Division No. 14 | Division No. 15 | Division No. 16 | Division No. 17 |
| <b>ALL CAUSES</b>   | Total  | 7956  | 310              | 595            | 90             | 282            | 108            | 1938           | 246            | 675            | 180            | 354             | 1959            | 151             | 213             | 347             | 185             | 254             | 69              |
|   | Male   | 5113  | 193              | 355            | 59             | 181            | 71             | 1221           | 153            | 470            | 118            | 224             | 1234            | 112             | 135             | 231             | 122             | 188             | 46              |
|   | Female | 2843  | 117              | 240            | 31             | 101            | 37             | 717            | 93             | 205            | 62             | 130             | 725             | 39              | 78              | 116             | 63              | 66              | 23              |
| <b>I. INFECTIVE AND PARASITIC DISEASES</b>  | Total  | 157   | 5                | 12             |                | 5              | 4              | 30             | 5              | 12             | 4              | 11              | 26              | 2               | 11              | 9               | 10              | 4               | 7               |
|   | Male   | 91    | 3                | 5              |                | 3              | 1              | 23             | 4              | 7              | 2              | 8               | 13              | 1               | 6               | 4               | 4               | 4               | 3               |
|   | Female | 66    | 2                | 7              |                | 2              | 3              | 7              | 1              | 5              | 2              | 3               | 13              | 1               | 5               | 5               | 6               | 0               | 4               |
| A 1 Tuberculosis of respiratory system  | Male   | 39    | 1                | 2              |                | 1              | 1              | 9              | 2              | 3              | 2              | 7               | 4               |                 | 3               | 2               |                 | 2               |                 |
|   | Female | 25    | 1                | 1              |                |                | 1              | 1              |                | 2              | 1              | 1               | 4               |                 | 1               | 3               | 1               | 3               | 2               |
| A 2 Tuberculosis of meninges and central nervous system                                 | Male   | 5     |                  |                |                |                |                | 1              |                | 1              |                |                 | 2               |                 |                 |                 |                 | 1               |                 |
|   | Female | 2     |                  |                |                |                |                | 1              |                | 1              |                |                 |                 |                 |                 |                 |                 |                 |                 |
| A 5 Tuberculosis, all other forms   | Male   | 7     |                  |                |                |                |                | 1              |                | 1              |                |                 | 3               |                 | 2               |                 |                 |                 |                 |
|   | Female | 3     |                  |                |                |                |                | 1              |                | 1              |                |                 | 1               |                 | 1               |                 |                 |                 |                 |
| A 6 Congenital syphilis   | Male   | 1     |                  |                |                |                |                |                |                |                |                |                 |                 |                 | 1               |                 |                 |                 |                 |
|   | Female |       |                  |                |                |                |                |                |                |                |                |                 |                 |                 |                 |                 |                 |                 |                 |
| A 8 Tabes dorsalis  | Male   | 1     |                  |                |                |                |                | 1              |                |                |                |                 |                 |                 |                 |                 |                 |                 |                 |
|   | Female |       |                  |                |                |                |                |                |                |                |                |                 |                 |                 |                 |                 |                 |                 |                 |
| A 9 General paralysis of insane   | Male   | 2     |                  | 1              |                |                |                | 1              |                |                |                |                 |                 |                 |                 |                 |                 |                 |                 |
|   | Female |       |                  |                |                |                |                |                |                |                |                |                 |                 |                 |                 |                 |                 |                 |                 |
| A 10 All other syphilis   | Male   | 10    |                  |                |                |                |                | 8              | 1              |                |                |                 |                 |                 |                 |                 |                 |                 | 1               |
|   | Female |       |                  |                |                |                |                |                |                |                |                |                 |                 |                 |                 |                 |                 |                 |                 |
| A 12 Typhoid fever  | Male   | 2     |                  |                |                |                |                | 1              |                |                |                |                 |                 |                 |                 |                 |                 |                 | 1               |
|   | Female |       |                  |                |                |                |                |                |                |                |                |                 |                 |                 |                 |                 |                 |                 |                 |
| A 16 Dysentery, all forms   | Male   |       |                  |                |                |                |                |                |                |                |                |                 |                 |                 |                 | 1               |                 |                 |                 |
|   | Female | 1     |                  |                |                |                |                |                |                |                |                |                 |                 |                 |                 |                 |                 |                 |                 |
| A 17 Scarlet fever  | Male   | 1     | 1                |                |                |                |                |                |                |                |                |                 |                 |                 |                 |                 |                 |                 |                 |
|   | Female | 1     | 1                |                |                |                |                |                |                |                |                |                 |                 |                 |                 |                 |                 |                 |                 |
| A 18 Streptococcal sore throat  | Male   | 1     |                  |                |                |                |                |                |                |                |                |                 | 1               |                 |                 |                 |                 |                 |                 |
|   | Female | 2     |                  | 2              |                |                |                |                |                |                |                |                 |                 |                 |                 |                 |                 |                 |                 |
| A 19 Erysipelas   | Male   | 1     |                  |                |                |                |                |                |                |                |                |                 |                 |                 |                 |                 |                 |                 |                 |
|   | Female | 1     |                  | 1              |                |                |                |                |                |                |                |                 |                 |                 |                 |                 |                 |                 |                 |
| A 20 Septicaemia and pyaemia  | Male   | 1     |                  |                |                |                |                |                |                |                |                |                 | 1               |                 |                 |                 |                 |                 |                 |
|   | Female | 4     |                  |                |                | 1              | 1              |                | 1              |                |                |                 | 1               |                 |                 |                 |                 |                 |                 |
| A 21 Diphtheria   | Male   | 1     |                  |                |                |                |                |                |                |                |                |                 |                 |                 |                 | 1               |                 |                 |                 |
|   | Female |       |                  |                |                |                |                |                |                |                |                |                 |                 |                 |                 |                 |                 |                 |                 |
| A 22 Whooping cough   | Male   | 1     | 1                |                |                |                |                |                |                |                |                |                 |                 |                 |                 |                 |                 |                 |                 |
|   | Female |       |                  |                |                |                |                |                |                |                |                |                 |                 |                 |                 |                 |                 |                 |                 |
| A 23 Meningococcal infections   | Male   | 1     |                  |                |                |                |                |                |                |                |                |                 |                 |                 |                 |                 |                 |                 | 1               |
|   | Female | 1     |                  |                |                |                |                |                |                |                |                |                 | 1               |                 |                 |                 |                 |                 |                 |
| A 28 Acute poliomyelitis  | Male   | 1     |                  |                |                | 1              |                |                |                |                |                |                 |                 |                 |                 |                 |                 |                 |                 |
|   | Female | 3     |                  |                |                |                |                | 1              |                |                |                |                 | 1               |                 |                 |                 |                 |                 |                 |
| A 29 Acute infectious encephalitis  | Male   | 1     |                  |                |                |                |                |                |                |                |                |                 | 1               |                 |                 |                 |                 |                 |                 |
|   | Female | 1     |                  |                |                |                |                |                |                |                |                |                 | 1               |                 |                 |                 |                 |                 |                 |
| A 30 Late effects of acute poliomyelitis and acute infectious encephalitis              | Male   | 1     |                  |                |                |                |                |                |                |                |                |                 | 1               |                 |                 |                 |                 |                 |                 |
|   | Female | 2     |                  |                |                |                |                |                |                |                |                |                 | 1               |                 |                 |                 |                 |                 | 1               |
| A 32 Measles  | Male   | 9     | 1                |                |                | 1              |                | 1              |                |                |                |                 |                 |                 |                 |                 |                 | 3               | 3               |
|   | Female | 15    |                  | 3              |                |                | 1              | 2              |                | 1              | 1              | 1               |                 |                 |                 | 2               | 2               |                 | 2               |
| A 34 Infectious hepatitis   | Male   | 3     |                  | 1              |                |                |                | 2              |                | 1              |                |                 | 1               |                 |                 |                 |                 |                 |                 |
|   | Female | 2     |                  |                |                | 1              |                |                |                | 1              |                |                 |                 |                 |                 |                 |                 |                 |                 |
| A 43 All other diseases classified as infective and parasitic                           | Male   | 5     |                  | 1              |                |                |                |                | 1              | 1              |                | 1               | 1               |                 |                 |                 |                 |                 |                 |
|   | Female | 3     |                  |                |                |                |                | 1              |                | 1              |                |                 |                 |                 |                 | 1               |                 |                 |                 |
| <b>II. NEOPLASMS</b>  | Total  | 1293  | 43               | 105            | 13             | 50             | 22             | 330            | 43             | 98             | 28             | 63              | 328             | 25              | 24              | 48              | 22              | 46              | 5               |
|   | Male   | 754   | 28               | 56             | 6              | 28             | 19             | 183            | 19             | 67             | 14             | 41              | 182             | 18              | 16              | 31              | 14              | 27              | 5               |
|   | Female | 539   | 15               | 49             | 7              | 22             | 3              | 147            | 24             | 31             | 14             | 22              | 146             | 7               | 8               | 17              | 8               | 19              |                 |
| A 44 Malignant neoplasm of buccal cavity and pharynx                                    | Male   | 16    | 1                | 3              |                |                |                | 2              | 1              |                |                |                 | 5               | 1               | 1               |                 | 1               | 1               |                 |
|   | Female | 3     |                  | 1              |                |                |                | 1              |                |                |                |                 | 1               |                 |                 |                 |                 |                 |                 |
| A 45 Malignant neoplasm of oesophagus   | Male   | 13    |                  | 1              |                | 1              | 1              | 2              |                | 3              |                |                 | 4               | 1               |                 |                 |                 |                 |                 |
|   | Female | 4     |                  |                |                |                |                | 1              |                |                |                |                 | 2               |                 |                 |                 |                 |                 |                 |
| A 46 Malignant neoplasm of stomach  | Male   | 120   | 4                | 11             | 1              | 5              | 5              | 17             | 4              | 8              | 1              | 8               | 37              | 2               | 2               | 3               | 5               | 7               |                 |
|   | Female | 58    | 2                | 4              | 1              | 1              | 1              | 15             | 9              | 1              | 2              | 17              | 2               | 2               | 1               |                 |                 |                 | 1               |
| A 47 Malignant neoplasm of intestine, except rectum                                     | Male   | 75    | 2                | 4              | 1              | 4              | 2              | 23             | 2              | 8              | 5              | 4               | 13              | 1               | 2               | 3               |                 |                 | 1               |
|   | Female | 66    | 1                | 1              | 2              | 4              | 1              | 24             | 6              | 3              | 1              | 1               | 14              | 1               |                 | 1               | 3               | 3               |                 |
| A 48 Malignant neoplasm of rectum   | Male   | 42    |                  | 2              |                | 2              |                | 18             | 1              | 3              |                |                 | 12              | 1               |                 | 2               |                 |                 | 1               |
|   | Female | 18    |                  | 2              |                | 1              |                | 7              |                | 1              | 1              |                 | 4               |                 |                 |                 |                 |                 | 2               |
| A 49 Malignant neoplasm of larynx   | Male   | 9     |                  | 2              |                |                |                | 5              |                |                |                |                 | 1               |                 |                 |                 |                 |                 | 1               |
|   | Female |       |                  |                |                |                |                |                |                |                |                |                 |                 |                 |                 |                 |                 |                 |                 |
| A 50 Malignant neoplasm of trachea, and of bronchus and lung not specified as secondary | Male   | 106   | 6                | 6              |                | 3              |                | 29             | 2              | 9              |                | 3               | 28              | 1               | 6               | 5               | 2               | 5               | 1               |
|   | Female | 15    | 1                | 3              |                |                |                | 3              |                | 1              | 1              | 1               | 5               |                 |                 |                 |                 |                 |                 |
| A 51 Malignant neoplasm of breast   | Male   | 95    | 3                | 11             | 1              | 3              |                | 24             | 3              | 7              | 4              | 5               | 27              | 1               |                 | 3               | 1               | 2               |                 |
|   | Female |       |                  |                |                |                |                |                |                |                |                |                 |                 |                 |                 |                 |                 |                 |                 |
| A 52 Malignant neoplasm of cervix uteri   | Female | 38    |                  | 6              |                | 1              |                | 12             |                |                |                |                 | 1               | 14              | 1               |                 | 1               | 1               | 1               |
| A 53 Malignant neoplasm of other & unspecified parts of uterus                          | Female | 18    |                  |                |                | 1              |                | 5              | 2              | 1              |                | 1               | 6               | 1               |                 | 1               |                 |                 |                 |

TABLE 6: CAUSE OF DEATH BY SEX FOR CENSUS DIVISIONS, (INCLUDING CITIES, TOWNS AND VILLAGES) IN ALBERTA, 1955 (Continued)

| CAUSE OF DEATH<br>(Intermediate List)   | SEX    | Total | Division No. 1 | Division No. 2 | Division No. 3 | Division No. 4 | Division No. 5 | Division No. 6 | Division No. 7 | Division No. 8 | Division No. 9 | Division No. 10 | Division No. 11 | Division No. 12 | Division No. 13 | Division No. 14 | Division No. 15 | Division No. 16 | Division No. 17 |
|---|--------|-------|----------------|----------------|----------------|----------------|----------------|----------------|----------------|----------------|----------------|-----------------|-----------------|-----------------|-----------------|-----------------|-----------------|-----------------|-----------------|
|   |        |       |                |                |                |                |                |                |                |                |                |                 |                 |                 |                 |                 |                 |                 |                 |
| A 54 Malignant neoplasm of prostate   | Male   | 70    | 2              | 8              |                | 6              | 3              | 13             | 4              | 5              | 2              | 4               | 11              | 4               |                 | 3               | 1               | 4               |                 |
|   | Female | 11    |                | 1              |                | 1              |                | 3              | 1              | 1              |                |                 | 1               | 1               |                 | 1               |                 | 1               |                 |
| A 55 Malignant neoplasm of skin   | Male   | 5     |                | 1              |                |                |                | 2              |                |                |                |                 |                 |                 |                 |                 |                 |                 |                 |
|   | Female | 10    |                |                |                |                | 1              | 3              |                | 2              |                | 1               |                 |                 |                 |                 |                 |                 |                 |
| A 56 Malignant neoplasm of bone and connective tissue                           | Male   | 4     |                |                |                |                |                | 1              | 3              |                |                |                 | 2               |                 |                 |                 |                 |                 |                 |
|   | Female | 187   | 7              | 16             | 1              | 4              | 4              | 36             | 2              | 19             | 6              | 16              | 51              | 4               | 2               | 2               | 2               | 2               | 2               |
| A 57 Malignant neoplasm of all other and unspecified sites                      | Male   | 147   | 6              | 16             | 1              | 7              | 4              | 39             | 3              | 11             | 6              | 32              | 32              | 1               | 1               | 1               | 1               | 1               | 1               |
|   | Female | 76    | 3              | 3              |                | 2              | 2              | 11             | 2              | 7              | 5              | 22              | 22              | 1               | 1               | 1               | 1               | 1               | 1               |
| A Other digestive organs (155-159)  | Male   | 37    | 3              | 5              | 1              |                |                | 8              | 3              | 4              | 1              | 2               | 1               |                 | 1               | 1               | 1               | 1               | 1               |
|   | Female | 6     |                |                |                |                |                | 1              | 1              |                | 2              |                 |                 |                 |                 |                 |                 |                 |                 |
| B Other respiratory organs (160,164,165)  | Male   | 3     |                |                |                |                |                |                |                |                |                |                 |                 |                 |                 |                 |                 |                 |                 |
|   | Female | 6     |                |                |                |                |                |                |                |                |                |                 |                 |                 |                 |                 |                 |                 |                 |
| C Urinary organs (180,181)  | Male   | 54    | 4              | 8              |                | 1              | 1              | 10             |                | 7              | 1              | 1               | 4               | 1               | 1               | 1               |                 |                 |                 |
|   | Female | 16    |                | 2              |                |                |                | 3              |                | 1              | 1              | 3               | 8               | 3               | 1               | 2               |                 |                 |                 |
| D Brain and other parts of nervous system (193)                                 | Male   | 20    |                |                |                |                |                | 6              |                | 3              |                |                 |                 |                 |                 |                 |                 |                 |                 |
|   | Female | 17    | 1              | 2              |                |                |                | 3              |                | 2              | 2              | 3               | 3               | 3               |                 |                 |                 |                 |                 |
| E Other   | Male   | 31    |                | 2              |                | 1              |                | 11             |                | 2              | 2              | 3               | 4               | 1               |                 | 2               | 1               | 1               | 2               |
|   | Female | 74    | 2              | 7              |                | 7              |                | 21             |                | 4              | 2              | 4               | 18              | 1               | 1               | 4               | 1               | 2               |                 |
| A 58 Leukaemia and aleukaemia   | Male   | 34    | 2              | 1              | 1              |                | 1              | 14             |                | 4              | 2              | 2               | 5               | 1               | 1               | 1               |                 |                 |                 |
|   | Female | 29    | 1              | 1              | 1              |                |                | 6              |                | 3              |                | 1               | 10              |                 | 1               | 1               |                 |                 | 4               |
| A 59 Lymphosarcoma and other neoplasms of lymphatic and haematopoietic system   | Male   | 49    | 3              | 1              | 2              | 2              | 2              | 16             | 3              | 2              |                | 2               | 10              | 1               | 2               | 3               |                 |                 |                 |
|   | Female | 24    | 1              | 1              | 1              | 4              | 1              | 3              |                | 2              |                |                 | 7               |                 | 1               | 2               |                 |                 | 1               |
| A Hodgkin's disease (201)   | Male   | 10    |                |                |                |                |                | 7              |                |                |                | 1               | 1               | 1               |                 |                 |                 |                 |                 |
|   | Female | 4     |                |                |                | 2              |                | 1              |                |                |                |                 |                 |                 | 1               |                 |                 |                 |                 |
| B Other   | Male   | 39    | 3              | 1              | 2              | 2              | 2              | 9              | 3              | 2              |                | 1               | 9               |                 | 2               | 3               |                 |                 |                 |
|   | Female | 20    | 1              | 1              | 1              | 2              | 1              | 2              |                | 2              |                |                 | 7               |                 | 2               | 2               |                 |                 | 1               |
| A 60 Benign neoplasms and neoplasms of unspecified nature                       | Male   | 12    | 1              |                |                |                |                | 2              |                | 2              |                | 1               | 4               |                 | 1               |                 |                 |                 |                 |
|   | Female | 15    |                | 2              |                |                |                | 4              | 1              | 1              |                | 5               |                 |                 | 1               |                 |                 |                 | 1               |
| <b>III, IV. ALLERGIC DISORDERS AND ENDOCRINE METABOLIC &amp; BLOOD DISEASES</b> | Total  | 225   | 14             | 10             | 1              | 9              | 3              | 36             | 7              | 19             | 3              | 12              | 75              | 5               | 10              | 9               | 3               | 6               | 3               |
|   | Male   | 128   | 7              | 4              |                | 7              | 1              | 19             | 4              | 12             | 3              | 41              | 4               | 4               | 5               | 6               | 2               | 3               | 2               |
|   | Female | 97    | 7              | 6              | 1              | 2              | 2              | 17             | 3              | 7              | 1              | 3               | 34              | 1               | 5               | 3               | 1               | 3               | 1               |
| A 62 Thyrotoxicosis with or without goitre                                      | Male   | 4     |                | 1              |                | 1              |                | 1              | 1              |                |                | 1               |                 |                 |                 |                 |                 |                 |                 |
|   | Female | 4     |                |                |                |                |                |                |                |                |                | 1               | 1               |                 |                 |                 |                 |                 |                 |
| A 63 Diabetes mellitus  | Male   | 60    | 6              | 2              |                | 1              |                | 11             | 3              | 9              |                | 1               | 14              | 2               | 3               | 4               | 1               | 2               | 1               |
|   | Female | 63    | 4              | 3              | 1              | 1              | 1              | 10             | 3              | 5              |                | 1               | 23              | 1               | 3               | 3               | 1               | 2               | 1               |
| A 64 Avitaminosis and other deficiency states                                   | Male   | 3     |                | 1              |                |                |                |                |                |                |                |                 | 3               |                 |                 |                 |                 |                 |                 |
|   | Female | 3     |                |                |                |                |                |                |                |                |                |                 | 2               |                 |                 |                 |                 |                 |                 |
| A 65 Anaemias   | Male   | 5     |                | 1              |                |                |                | 1              |                |                |                |                 | 1               |                 | 1               |                 |                 |                 |                 |
|   | Female | 5     | 1              |                |                |                |                |                |                |                | 1              | 1               |                 |                 |                 |                 |                 |                 | 1               |
| A 66 Allergic disorders: all other endocrine, metabolic and blood diseases      | Male   | 56    | 1              | 1              |                | 5              | 1              | 7              |                | 2              | 2              | 8               | 22              | 2               | 2               | 1               |                 |                 | 1               |
|   | Female | 22    | 2              | 1              |                | 1              | 1              | 6              |                | 2              |                |                 | 8               |                 | 1               |                 |                 |                 |                 |
| <b>V. MENTAL, PSYCHONEUROTIC, AND PERSONALITY DISORDERS</b>                     | Total  | 17    |                | 2              |                |                |                | 8              | 1              | 2              |                | 1               | 1               |                 |                 |                 |                 |                 |                 |
|   | Male   | 15    |                | 2              |                |                |                | 6              | 1              | 2              |                | 1               | 1               |                 |                 |                 |                 |                 | 1               |
|   | Female | 2     |                |                |                |                |                | 2              |                |                |                |                 |                 |                 |                 |                 |                 |                 |                 |
| A 67 Psychoses  | Male   | 8     |                | 2              |                |                |                | 3              |                | 1              |                |                 |                 |                 |                 |                 |                 |                 |                 |
|   | Female | 2     |                |                |                |                |                |                |                |                |                | 1               |                 |                 |                 |                 |                 |                 |                 |
| A 68 Psychoneuroses and disorders of personality                                | Male   | 4     |                |                |                |                |                | 1              | 1              |                |                |                 |                 |                 |                 |                 |                 |                 |                 |
|   | Female | 4     |                |                |                |                |                |                |                |                |                |                 |                 |                 |                 |                 |                 |                 |                 |
| A 69 Mental deficiency  | Male   | 3     |                |                |                |                |                | 2              |                | 1              |                |                 |                 |                 |                 |                 |                 |                 |                 |
|   | Female | 3     |                |                |                |                |                |                |                |                |                |                 |                 |                 |                 |                 |                 |                 |                 |
| <b>VI. DISEASES OF THE NERVOUS SYSTEM AND SENSE ORGANS</b>                      | Total  | 961   | 45             | 62             | 12             | 38             | 15             | 248            | 27             | 103            | 25             | 35              | 225             | 14              | 23              | 46              | 17              | 21              | 5               |
|   | Male   | 531   | 24             | 26             | 9              | 23             | 7              | 131            | 12             | 61             | 14             | 19              | 128             | 10              | 12              | 26              | 10              | 15              | 4               |
|   | Female | 430   | 21             | 36             | 3              | 15             | 8              | 117            | 15             | 42             | 11             | 16              | 97              | 4               | 11              | 20              | 7               | 6               | 1               |
| A 70 Vascular lesions affecting central nervous system                          | Male   | 470   | 20             | 22             | 7              | 18             | 6              | 120            | 10             | 60             | 14             | 15              | 117             | 9               | 9               | 20              | 9               | 11              | 3               |
|   | Female | 386   | 17             | 35             | 3              | 13             | 7              | 104            | 12             | 40             | 10             | 12              | 92              | 4               | 8               | 18              | 6               | 4               | 1               |
| A 71 Nonmeningococcal meningitis  | Male   | 12    | 1              |                |                |                |                | 1              | 2              |                |                | 1               | 5               |                 | 1               | 1               |                 |                 |                 |
|   | Female | 7     |                |                |                |                | 1              | 1              | 3              |                |                | 1               |                 |                 |                 | 1               |                 |                 |                 |
| A 72 Multiple sclerosis   | Male   | 7     |                |                |                |                |                | 4              |                |                |                |                 | 1               |                 |                 |                 |                 |                 |                 |
|   | Female | 4     |                |                |                |                |                | 2              |                |                |                | 1               | 1               |                 |                 |                 |                 |                 |                 |
| A 73 Epilepsy   | Male   | 10    |                |                | 2              |                |                | 3              |                | 1              |                |                 | 1               |                 |                 |                 |                 |                 |                 |
|   | Female | 5     |                |                |                |                |                | 2              |                |                |                |                 | 1               |                 |                 |                 |                 |                 |                 |
| A 77 Otitis media and mastoiditis   | Male   | 4     |                |                |                | 2              | 1              |                |                |                |                |                 |                 |                 |                 |                 |                 |                 |                 |
|   | Female | 4     |                |                |                |                |                | 2              |                |                |                |                 |                 |                 |                 |                 |                 |                 |                 |
| A 78 All other diseases of the nervous system & sense organs                    | Male   | 28    | 3              | 4              |                | 3              |                | 3              |                |                |                | 2               | 4               | 1               | 2               | 2               | 1               | 2               | 1               |
|   | Female | 24    | 4              | 1              |                | 2              |                | 6              |                | 2              | 1              | 2               | 3               |                 | 3               |                 |                 |                 |                 |
| <b>VII. DISEASES OF THE CIRCULATORY SYSTEM</b>                                  | Total  | 2697  | 115            | 186            | 28             | 107            | 34             | 692            | 83             | 227            | 66             | 147             | 636             | 44              | 62              | 117             | 45              | 95              | 13              |
|   | Male   | 1886  | 72             | 127            | 18             | 78             | 24             | 471            | 63             | 168            | 55             | 92              | 435             | 34              | 39              | 86              | 37              | 78              | 9               |
|   | Female | 811   | 43             | 59             | 10             | 29             | 10             | 221            | 20             | 59             | 11             | 55              | 201             | 10              | 23              | 31              | 8               | 17              | 4               |
| A 79 Rheumatic fever  | Male   | 9     | 1              | 1              |                | 1              |                | 3              |                |                |                |                 | 1               |                 |                 | 1               | 1               |                 |                 |
|   | Female | 4     | 1              | 1              |                |                |                | 1              |                |                |                |                 | 1               |                 |                 |                 |                 |                 |                 |

TABLE 6: CAUSE OF DEATH BY SEX FOR CENSUS DIVISIONS, (INCLUDING CITIES, TOWNS AND VILLAGES) IN ALBERTA, 1955 (Continued)

| CAUSE OF DEATH<br>(Intermediate List)                          | SEX    | Total | Division No. 1 | Division No. 2 | Division No. 3 | Division No. 4 | Division No. 5 | Division No. 6 | Division No. 7 | Division No. 8 | Division No. 9 | Division No. 10 | Division No. 11 | Division No. 12 | Division No. 13 | Division No. 14 | Division No. 15 | Division No. 16 | Division No. 17 |
|--|--------|-------|----------------|----------------|----------------|----------------|----------------|----------------|----------------|----------------|----------------|-----------------|-----------------|-----------------|-----------------|-----------------|-----------------|-----------------|-----------------|
|  |        |       |                |                |                |                |                |                |                |                |                |                 |                 |                 |                 |                 |                 |                 |                 |
| A 80 Chronic rheumatic heart disease                           | Male   | 56    | 2              | 7              | .....          | 1              | 2              | 18             | 1              | 2              | .....          | 1               | 12              | 1               | 2               | 4               | 2               | .....           | 1               |
|  | Female | 51    | 1              | 3              | 2              | .....          | 2              | 11             | 1              | .....          | .....          | .....           | 10              | .....           | 5               | 4               | .....           | .....           | 1               |
| A 81 Arteriosclerotic and degenerative heart disease           | Male   | 1448  | 55             | 88             | 16             | 66             | 20             | 367            | 46             | 128            | 45             | 72              | 341             | 29              | 31              | 57              | 20              | 62              | 5               |
|  | Female | 511   | 32             | 35             | 6              | 20             | 8              | 147            | 14             | 32             | 6              | 36              | 130             | 7               | 11              | 14              | 5               | 7               | 1               |
| A 82 Other diseases of heart                                   | Male   | 100   | 5              | 10             | 1              | 2              | 1              | 12             | 9              | 14             | 4              | 4               | 11              | 1               | 2               | 7               | 6               | .....           | 2               |
|  | Female | 61    | 3              | 7              | .....          | 2              | 1              | 14             | 1              | 6              | 2              | 6               | 10              | .....           | 2               | 3               | 3               | .....           | 1               |
| A 83 Hypertension with heart disease                           | Male   | 97    | 3              | 8              | .....          | 3              | 1              | 26             | 6              | 4              | 2              | 8               | 21              | 1               | .....           | 2               | .....           | .....           | 1               |
|  | Female | 83    | 2              | 4              | 1              | .....          | 1              | 25             | 1              | 6              | .....          | 7               | 27              | .....           | 1               | 6               | .....           | .....           | 2               |
| A 84 Hypertension without mention of heart                     | Male   | 40    | 1              | 1              | .....          | 2              | .....          | 11             | .....          | 6              | .....          | .....           | 8               | 1               | 3               | 5               | 2               | .....           | .....           |
|  | Female | 32    | 1              | 2              | .....          | 2              | .....          | 5              | .....          | 4              | 1              | 3               | 3               | 2               | 1               | .....           | .....           | .....           | 2               |
| A 85 Diseases of arteries                                      | Male   | 117   | 4              | 12             | .....          | 3              | .....          | 30             | .....          | 2              | 1              | 3               | 33              | 1               | 1               | 5               | 4               | 3               | .....           |
|  | Female | 56    | 3              | 5              | 1              | 2              | 1              | 17             | 2              | 5              | 1              | 1               | 9               | 1               | 2               | 1               | 1               | .....           | .....           |
| A 86 Other diseases of circulatory system                      | Male   | 19    | 1              | .....          | .....          | .....          | .....          | 4              | 1              | 2              | .....          | .....           | .....           | .....           | .....           | .....           | .....           | .....           | .....           |
|  | Female | 13    | .....          | 2              | .....          | .....          | .....          | 1              | 1              | .....          | .....          | .....           | 7               | .....           | .....           | 1               | .....           | .....           | .....           |
| <b>VIII. DISEASES OF THE RESPIRATORY SYSTEM</b>                | Total  | 507   | 16             | 40             | 10             | 18             | 5              | 109            | 14             | 43             | 12             | 9               | 127             | 7               | 23              | 29              | 25              | 5               | 15              |
|  | Male   | 323   | 7              | 25             | 7              | 10             | 5              | 68             | 8              | 27             | 7              | 8               | 80              | 6               | 16              | 20              | 16              | 4               | 9               |
|  | Female | 184   | 9              | 15             | 3              | 8              | .....          | 41             | 6              | 16             | 5              | 1               | 47              | 1               | 7               | 9               | 9               | 1               | 6               |
| A 87 Acute upper respiratory infections                        | Male   | 6     | .....          | 2              | 1              | .....          | .....          | .....          | .....          | .....          | .....          | .....           | 2               | .....           | .....           | .....           | .....           | 1               | .....           |
|  | Female | 2     | .....          | .....          | .....          | .....          | .....          | .....          | .....          | .....          | .....          | .....           | .....           | .....           | 1               | 1               | .....           | .....           | .....           |
| A 88 Influenza   | Male   | 32    | .....          | 2              | .....          | 1              | .....          | 5              | 1              | 5              | 1              | 1               | 5               | 2               | 4               | 2               | 2               | 1               | .....           |
|  | Female | 12    | .....          | .....          | .....          | .....          | .....          | 2              | 2              | 3              | .....          | .....           | 7               | .....           | 1               | .....           | .....           | .....           | .....           |
| A 89 Lobar pneumonia   | Male   | 32    | 1              | 3              | 1              | 1              | .....          | 8              | .....          | 1              | .....          | .....           | 1               | .....           | 3               | 3               | 1               | 1               | 2               |
|  | Female | 17    | .....          | 3              | 1              | 1              | .....          | 3              | 3              | 3              | .....          | .....           | 6               | .....           | .....           | .....           | .....           | .....           | .....           |
| A 90 Bronchopneumonia  | Male   | 115   | 2              | 10             | 2              | 3              | 4              | 23             | 1              | 15             | 1              | 3               | 31              | 1               | 4               | 6               | 6               | 1               | 2               |
|  | Female | 85    | 5              | 5              | 1              | 5              | .....          | 19             | 2              | 7              | 3              | 1               | 26              | 2               | 2               | 3               | 4               | 1               | 1               |
| A 91 Primary atypical, other and unspecified pneumonia         | Male   | 47    | 1              | 3              | 1              | 2              | 1              | 13             | 2              | 4              | 1              | 1               | 5               | 2               | 4               | 2               | .....           | .....           | 5               |
|  | Female | 30    | 2              | 3              | 1              | 1              | .....          | 8              | .....          | 1              | 2              | .....           | 4               | 1               | .....           | 3               | .....           | .....           | .....           |
| A 92 Acute bronchitis  | Male   | 10    | .....          | .....          | .....          | .....          | .....          | 3              | .....          | .....          | .....          | .....           | 4               | .....           | 2               | .....           | .....           | .....           | 4               |
|  | Female | 8     | .....          | 1              | .....          | .....          | .....          | 2              | .....          | 1              | .....          | .....           | .....           | .....           | .....           | .....           | .....           | .....           | .....           |
| A 93 Bronchitis, chronic and unqualified                       | Male   | 23    | 3              | 1              | .....          | .....          | .....          | 1              | 2              | .....          | .....          | .....           | 6               | 1               | 2               | 3               | 1               | 1               | .....           |
|  | Female | 8     | 1              | 1              | .....          | 1              | .....          | 1              | .....          | 1              | .....          | .....           | .....           | .....           | 1               | .....           | .....           | .....           | .....           |
| A 95 Empyema and abscess of lung                               | Male   | 5     | .....          | .....          | .....          | .....          | .....          | 1              | 1              | .....          | .....          | .....           | 3               | .....           | .....           | .....           | .....           | .....           | .....           |
|  | Female | 3     | .....          | .....          | .....          | .....          | .....          | .....          | .....          | .....          | .....          | .....           | 1               | .....           | .....           | .....           | .....           | .....           | .....           |
| A 96 Pleurisy  | Male   | 1     | .....          | .....          | .....          | .....          | .....          | .....          | .....          | .....          | .....          | .....           | .....           | .....           | .....           | .....           | .....           | .....           | .....           |
|  | Female | ..... | .....          | .....          | .....          | .....          | .....          | .....          | .....          | .....          | .....          | .....           | .....           | .....           | .....           | .....           | .....           | .....           | .....           |
| A 97 All other respiratory diseases                            | Male   | 52    | .....          | 3              | 2              | 3              | .....          | 15             | 2              | 4              | 1              | 1               | 16              | .....           | 1               | 2               | .....           | .....           | .....           |
|  | Female | 19    | 1              | 2              | .....          | .....          | .....          | 5              | 1              | .....          | .....          | .....           | 8               | .....           | 1               | 1               | .....           | .....           | .....           |
| <b>IX. DISEASES OF THE DIGESTIVE SYSTEM</b>                    | Total  | 282   | 10             | 14             | 6              | 6              | 3              | 76             | 6              | 15             | 4              | 9               | 75              | 12              | 12              | 16              | 6               | 9               | 3               |
|  | Male   | 187   | 7              | 9              | 3              | 3              | 2              | 48             | 4              | 12             | 2              | 5               | 47              | 11              | 9               | 14              | 2               | 8               | 1               |
|  | Female | 95    | 3              | 5              | 3              | 3              | 1              | 28             | 2              | 3              | 2              | 4               | 28              | 1               | 3               | 2               | 4               | 1               | 2               |
| A 99 Ulcer of stomach  | Male   | 16    | .....          | 2              | .....          | .....          | .....          | 6              | .....          | 1              | .....          | .....           | 4               | 1               | 1               | .....           | .....           | .....           | .....           |
|  | Female | 3     | .....          | .....          | .....          | .....          | .....          | 1              | .....          | .....          | .....          | .....           | 1               | .....           | .....           | .....           | .....           | .....           | .....           |
| A100 Ulcer of duodenum   | Male   | 20    | 1              | 1              | 1              | 1              | .....          | 2              | 2              | 3              | .....          | .....           | 7               | 1               | .....           | .....           | .....           | .....           | 1               |
|  | Female | 4     | .....          | 1              | .....          | .....          | .....          | 1              | .....          | .....          | .....          | .....           | 2               | .....           | .....           | .....           | .....           | .....           | .....           |
| A101 Gastritis and duodenitis                                  | Male   | 1     | .....          | .....          | .....          | .....          | .....          | .....          | .....          | .....          | .....          | .....           | .....           | .....           | .....           | .....           | .....           | .....           | 1               |
|  | Female | 2     | .....          | .....          | .....          | .....          | .....          | 1              | .....          | .....          | .....          | .....           | .....           | .....           | .....           | .....           | .....           | .....           | .....           |
| A102 Appendicitis  | Male   | 7     | .....          | 1              | .....          | .....          | .....          | 4              | 1              | .....          | .....          | .....           | .....           | .....           | .....           | .....           | .....           | .....           | .....           |
|  | Female | 2     | .....          | .....          | .....          | .....          | .....          | .....          | .....          | .....          | .....          | .....           | .....           | .....           | 1               | .....           | .....           | .....           | .....           |
| A103 Intestinal obstruction and hernia                         | Male   | 35    | 2              | 1              | 3              | .....          | 1              | 10             | .....          | .....          | .....          | .....           | 1               | 10              | 3               | 3               | 2               | 1               | .....           |
|  | Female | 8     | .....          | .....          | .....          | .....          | .....          | 4              | .....          | .....          | .....          | .....           | .....           | 3               | .....           | .....           | .....           | .....           | .....           |
| A104 Gastro-enteritis and colitis, except diarrhoea of newborn | Male   | 36    | .....          | 1              | 1              | .....          | .....          | 6              | .....          | 2              | 2              | 1               | 3               | 6               | 2               | 2               | 7               | 1               | 3               |
|  | Female | 18    | .....          | 2              | 2              | .....          | .....          | 4              | .....          | .....          | .....          | .....           | 1               | 3               | .....           | 2               | 1               | 2               | .....           |
| A105 Cirrhosis of liver  | Male   | 27    | 3              | 1              | 1              | .....          | .....          | 9              | .....          | 1              | .....          | .....           | 10              | .....           | .....           | .....           | .....           | .....           | .....           |
|  | Female | 18    | 2              | .....          | .....          | .....          | .....          | 7              | .....          | 1              | .....          | .....           | 7               | .....           | .....           | .....           | .....           | .....           | .....           |
| A106 Cholelithiasis and cholecystitis                          | Male   | 17    | 2              | .....          | .....          | .....          | .....          | 5              | .....          | 1              | .....          | .....           | 1               | 2               | .....           | .....           | .....           | .....           | 2               |
|  | Female | 20    | 1              | 2              | 1              | 2              | 1              | 2              | 1              | 1              | .....          | .....           | 1               | 3               | 1               | .....           | .....           | .....           | 1               |
| A107 Other diseases of digestive system                        | Male   | 28    | .....          | .....          | .....          | .....          | .....          | 6              | 1              | 4              | .....          | .....           | 1               | 8               | 2               | 2               | 3               | .....           | 1               |
|  | Female | 20    | .....          | .....          | .....          | .....          | .....          | 8              | 1              | 1              | .....          | .....           | .....           | 8               | .....           | 1               | .....           | .....           | .....           |
| <b>X. DISEASES OF THE GENITO-URINARY SYSTEM</b>                | Total  | 158   | 7              | 13             | .....          | 9              | 2              | 37             | 6              | 18             | .....          | 10              | 33              | 5               | 2               | 7               | .....           | 3               | 1               |
|  | Male   | 109   | 5              | 11             | .....          | 3              | 2              | 24             | 3              | 14             | .....          | 5               | 24              | 4               | 1               | 4               | 4               | 3               | 1               |
|  | Female | 49    | 2              | 2              | .....          | 5              | .....          | 13             | 3              | 4              | .....          | 5               | 9               | 1               | 1               | 3               | 1               | .....           | .....           |
| A108 Acute nephritis   | Male   | 3     | .....          | .....          | .....          | .....          | .....          | 2              | .....          | .....          | .....          | .....           | .....           | .....           | .....           | .....           | .....           | .....           | 1               |
|  | Female | 1     | .....          | .....          | .....          | .....          | .....          | .....          | .....          | .....          | .....          | .....           | .....           | .....           | .....           | .....           | .....           | .....           | .....           |
| A109 Chronic, other and unspecified nephritis                  | Male   | 33    | 2              | 5              | .....          | 2              | 1              | 7              | .....          | 5              | .....          | .....           | 2               | 5               | .....           | .....           | .....           | 2               | 1               |
|  | Female | 25    | 1              | 2              | .....          | 4              | .....          | 4              | .....          | .....          | .....          | .....           | 2               | 4               | 1               | 1               | 1               | 1               | .....           |
| A110 Infections of kidney                                      | Male   | 18    | 2              | 1              | .....          | .....          | .....          | 5              | .....          | 2              | .....          | .....           | 1               | 4               | .....           | .....           | .....           | .....           | 3               |
|  | Female | 6     | .....          | .....          | .....          | .....          | .....          | 1              | .....          | 1              | .....          | .....           | .....           | .....           | .....           | .....           | .....           | .....           | .....           |
| A111 Calculi of urinary system                                 | Male   | 8     | .....          | .....          | .....          | .....          | .....          | 7              | .....          | 1              | .....          | .....           | .....           | .....           | .....           | .....           | .....           | .....           | .....           |
|  | Female | 2     | .....          | .....          | .....          | .....          | .....          | 1              | .....          | .....          | .....          | .....           | .....           | .....           | 1               | .....           | .....           | .....           | .....           |
| A112 Hyperplasia of prostate                                   | Male   | 41    | 1              | 4              | .....          | .....          | .....          | 6              | 1              | 5              | .....          | .....           | 3               | 12              | 4               | .....           | 3               | .....           | .....           |
| A114 Other diseases of genito-urinary system                   | Male   | 8     | .....          | 1              | .....          | .....          | .....          | 3              | 1              | .....          | .....          | .....           | .....           | .....           | .....           | .....           | .....           | .....           | 1               |
|  | Female | 7     | .....          | .....          | .....          | .....          | .....          | 1              | 2              | .....          | .....          | .....           | .....           | 2               | .....           | .....           | .....           | .....           | .....           |



TABLE 6: CAUSE OF DEATH BY SEX FOR CENSUS DIVISIONS, (INCLUDING CITIES, TOWNS AND VILLAGES) IN ALBERTA, 1955 (Continued)

| CAUSE OF DEATH<br>(Intermediate List)   | SEX    | Total | Division No. 1 | Division No. 2 | Division No. 3 | Division No. 4 | Division No. 5 | Division No. 6 | Division No. 7 | Division No. 8 | Division No. 9 | Division No. 10 | Division No. 11 | Division No. 12 | Division No. 13 | Division No. 14 | Division No. 15 | Division No. 16 | Division No. 17 |
|---|--------|-------|----------------|----------------|----------------|----------------|----------------|----------------|----------------|----------------|----------------|-----------------|-----------------|-----------------|-----------------|-----------------|-----------------|-----------------|-----------------|
|   |        |       |                |                |                |                |                |                |                |                |                |                 |                 |                 |                 |                 |                 |                 |                 |
| <b>XI. DELIVERIES AND COMPLICATIONS OF PREGNANCY, CHILDBIRTH AND THE PUERPERIUM</b>           | Total  | 15    | 1              | 1              | 3              | 1              | 1              | 5              | 1              | 3              | 1              | 5               | 1               | 1               | 1               | 1               | 2               |                 |                 |
| A115 Sepsis of pregnancy, childbirth and the puerperium                                       | Female | 3     |                |                | 1              |                | 1              | 1              |                |                |                |                 |                 |                 |                 |                 |                 | 1               |                 |
| A116 Toxaemias of pregnancy and the puerperium  | Female | 6     |                |                |                |                |                | 1              |                | 1              |                | 3               |                 |                 |                 | 1               |                 |                 |                 |
| A117 Haemorrhage of pregnancy and childbirth  | Female | 1     | 1              |                |                |                |                |                |                |                |                |                 |                 |                 |                 |                 |                 |                 |                 |
| A119 Abortion with sepsis   | Female | 1     |                |                |                |                |                | 1              |                |                |                |                 |                 |                 |                 |                 |                 |                 |                 |
| A120 Other complications of pregnancy, childbirth and the puerperium                          | Female | 4     |                |                |                |                |                |                |                |                |                |                 |                 | 2               |                 |                 |                 |                 | 2               |
| <b>XII. XIII. DISEASES OF THE SKIN AND MUSCULO-SKELETAL SYSTEM</b>                            | Total  | 43    | 6              | 1              | 5              | 2              | 6              | 1              | 3              | 12             | 4              | 1               | 1               | 4               | 1               | 1               | 1               | 1               | 1               |
| A121 Infections of skin and subcutaneous tissue   | Female | 22    | 2              |                | 4              | 2              | 4              | 2              | 4              | 1              | 5              |                 |                 |                 |                 |                 |                 | 1               | 1               |
| A122 Arthritis and spondylitis  | Male   | 21    | 4              | 1              | 1              | 2              | 1              | 2              | 1              | 7              |                | 2               | 7               |                 |                 | 3               |                 | 1               | 1               |
| A123 Muscular rheumatism and rheumatism, unspecified  | Female | 7     |                |                |                |                |                | 1              | 1              |                |                | 1               | 2               |                 |                 |                 |                 |                 | 1               |
| A124 Osteomyelitis and periostitis  | Female | 1     |                |                |                |                |                |                |                |                |                |                 | 1               |                 |                 |                 |                 |                 |                 |
| A126 All other diseases of skin and musculoskeletal system                                    | Male   | 6     | 1              |                |                |                |                |                |                |                |                |                 | 1               |                 |                 |                 |                 |                 |                 |
|   | Female | 6     |                | 1              |                |                |                |                |                |                | 1              | 1               | 3               |                 |                 | 1               |                 |                 |                 |
| <b>XIV. CONGENITAL MALFORMATIONS</b>  | Total  | 185   | 6              | 13             | 3              | 5              | 1              | 49             | 6              | 14             | 3              | 8               | 58              | 2               | 5               | 5               | 3               | 3               | 1               |
| A127 Spina bifida and meningocele   | Male   | 100   | 3              | 6              | 3              | 1              |                | 27             | 2              | 10             | 2              | 5               | 31              | 1               | 3               | 2               | 1               | 3               | 2               |
| A128 Congenital malformations of circulatory system   | Female | 85    | 3              | 7              | 4              | 1              |                | 22             | 4              | 4              | 1              | 3               | 27              | 1               | 2               | 3               | 2               |                 | 1               |
| A129 All other congenital malformations   | Male   | 14    | 1              |                | 2              |                |                | 3              |                |                |                | 2               | 4               |                 | 1               |                 |                 |                 | 1               |
|   | Female | 11    | 1              | 1              | 1              |                |                | 3              | 1              | 1              |                | 3               | 3               |                 | 1               |                 |                 |                 |                 |
|   | Male   | 32    | 1              | 2              | 1              | 1              |                | 8              | 1              | 2              |                | 2               | 8               | 1               | 1               | 1               | 1               | 2               |                 |
|   | Female | 32    | 2              | 3              | 2              | 1              | 6              | 2              | 1              | 1              | 1              | 7               | 1               | 2               | 2               | 2               |                 |                 |                 |
|   | Male   | 54    | 1              | 4              |                |                |                | 16             | 1              | 8              | 2              | 1               | 19              |                 | 1               | 1               |                 |                 |                 |
|   | Female | 42    | 1              | 3              | 1              |                |                | 13             | 1              | 2              |                | 2               | 17              |                 | 1               |                 |                 |                 | 1               |
| <b>XV. CERTAIN DISEASES OF EARLY INFANCY</b>  | Total  | 467   | 13             | 43             | 5              | 9              | 9              | 98             | 18             | 37             | 11             | 17              | 119             | 10              | 20              | 20              | 18              | 18              | 2               |
| A130 Birth injuries   | Male   | 265   | 7              | 21             | 3              | 7              | 4              | 61             | 10             | 25             | 7              | 10              | 67              | 6               | 10              | 10              | 9               | 7               | 1               |
| A131 Postnatal asphyxia and atelectasis   | Female | 202   | 6              | 22             | 2              | 2              | 5              | 37             | 8              | 12             | 4              | 7               | 52              | 4               | 10              | 9               | 9               | 11              | 1               |
| A132 Infections of the newborn  | Male   | 49    | 2              | 6              | 1              | 1              | 9              | 4              | 4              | 1              | 14             | 1               | 1               | 1               | 2               | 2               | 2               | 1               |                 |
| A133 Haemolytic disease of newborn  | Female | 31    | 4              |                |                |                | 6              | 2              |                |                | 1              | 10              |                 | 2               | 2               |                 |                 |                 | 3               |
| A134 All other defined diseases of early infancy  | Male   | 79    | 1              | 8              | 1              | 4              | 2              | 20             | 4              | 6              | 3              | 16              | 1               | 2               | 4               | 3               | 1               |                 |                 |
| A135 Ill-defined diseases peculiar to early infancy, and immaturity unqualified               | Female | 41    | 6              | 1              | 2              | 8              | 4              | 2              | 2              | 5              |                | 2               | 2               | 2               | 4               | 3               |                 |                 | 3               |
|   | Male   | 22    | 1              | 1              | 1              | 6              | 1              | 2              |                | 8              | 1              |                 | 8               | 1               |                 | 1               |                 |                 | 1               |
|   | Female | 17    | 1              | 1              | 1              | 1              |                | 3              |                | 1              | 1              | 6               |                 | 1               |                 |                 |                 |                 | 1               |
|   | Male   | 8     | 1              | 1              | 1              | 1              |                | 1              | 1              | 1              | 2              | 1               | 2               | 1               |                 |                 |                 |                 | 1               |
|   | Female | 8     | 1              |                |                |                |                | 1              |                | 1              | 4              | 1               |                 | 1               |                 |                 |                 |                 | 1               |
|   | Male   | 13    | 1              |                |                | 3              |                | 1              | 1              | 2              | 1              | 2               | 1               | 2               | 1               |                 |                 |                 | 3               |
|   | Female | 13    | 1              |                |                | 3              |                | 4              |                |                | 4              | 1               |                 | 2               | 2               |                 |                 |                 |                 |
| <b>XVI. SYMPTOMS, SENILITY, AND ILL-DEFINED CONDITIONS</b>                                    | Total  | 181   | 2              | 13             | 1              | 4              | 1              | 74             | 4              | 8              | 2              | 4               | 50              | 1               | 3               | 6               | 3               | 2               | 6               |
| A136 Senility without mention of psychosis  | Male   | 116   | 2              | 8              | 1              | 4              |                | 48             | 1              | 4              |                | 3               | 33              |                 | 2               | 3               |                 |                 | 2               |
| A137 Ill-defined and unknown causes   | Female | 65    | 5              |                |                | 1              | 23             | 3              | 4              | 2              | 1              | 17              | 1               | 1               | 1               | 3               | 3               |                 | 1               |
|   | Male   | 16    |                | 2              |                |                |                | 2              |                | 2              |                | 1               | 6               |                 |                 | 1               |                 |                 | 1               |
|   | Female | 12    |                |                |                |                |                | 2              |                | 2              |                | 1               | 6               |                 |                 |                 |                 |                 |                 |
|   | Male   | 100   | 2              | 6              | 1              | 4              |                | 46             | 1              | 2              |                | 2               | 27              |                 | 2               | 2               |                 |                 | 1               |
|   | Female | 53    | 5              |                |                | 1              | 21             | 2              | 4              |                |                | 11              | 1               | 1               | 3               | 3               |                 |                 | 1               |
| <b>EXVII. ACCIDENTS, POISONINGS AND VIOLENCE (CLASSIFICATION ACCORDING TO EXTERNAL CAUSE)</b> | Total  | 768   | 34             | 75             | 10             | 21             | 9              | 146            | 24             | 73             | 20             | 25              | 189             | 24              | 18              | 29              | 27              | 40              | 4               |
| AE138 Motor vehicle accidents   | Male   | 586   | 28             | 53             | 9              | 13             | 6              | 108            | 20             | 57             | 13             | 17              | 147             | 17              | 16              | 23              | 22              | 33              | 4               |
| A Traffic accidents   | Female | 182   | 6              | 22             | 1              | 8              | 3              | 38             | 4              | 16             | 7              | 8               | 42              | 7               | 2               | 6               | 5               | 7               |                 |
| B Non-traffic accidents   | Male   | 173   | 11             | 13             | 3              | 1              | 1              | 36             | 9              | 15             | 4              | 1               | 44              | 8               | 3               | 9               | 4               | 10              | 1               |
|   | Female | 49    | 1              | 6              | 1              | 2              | 1              | 13             | 3              | 2              |                | 12              | 1               |                 | 4               |                 |                 |                 | 3               |
|   | Male   | 168   | 11             | 13             | 3              | 1              | 36             | 7              | 15             | 4              |                | 43              | 8               | 3               | 9               | 4               | 10              | 1               |                 |
|   | Female | 47    | 1              | 6              | 1              | 2              | 1              | 13             | 3              | 1              |                | 11              | 1               |                 | 4               |                 |                 |                 | 3               |
|   | Male   | 5     |                |                |                | 1              |                | 2              |                |                |                | 1               | 1               |                 |                 |                 |                 |                 |                 |
|   | Female | 2     |                |                |                |                |                |                |                |                |                | 1               | 1               |                 |                 |                 |                 |                 |                 |

TABLE 6: CAUSE OF DEATH BY SEX FOR CENSUS DIVISIONS, (INCLUDING CITIES, TOWNS AND VILLAGES) IN ALBERTA, 1955 (Continued)

| CAUSE OF DEATH<br>(Intermediate List)   | SEX    | Total | Division No. 1 | Division No. 2 | Division No. 3 | Division No. 4 | Division No. 5 | Division No. 6 | Division No. 7 | Division No. 8 | Division No. 9 | Division No. 10 | Division No. 11 | Division No. 12 | Division No. 13 | Division No. 14 | Division No. 15 | Division No. 16 | Division No. 17 |
|---|--------|-------|----------------|----------------|----------------|----------------|----------------|----------------|----------------|----------------|----------------|-----------------|-----------------|-----------------|-----------------|-----------------|-----------------|-----------------|-----------------|
|   |        |       |                |                |                |                |                |                |                |                |                |                 |                 |                 |                 |                 |                 |                 |                 |
| AE139 Other transport accidents   | Male   | 35    | 4              |                |                |                |                | 6              |                | 3              | 1              | 1               | 14              |                 | 3               |                 | 1               | 1               | 1               |
|   | Female |       |                |                |                |                |                |                |                |                |                |                 |                 |                 |                 |                 |                 |                 |                 |
| AE140 Accidental poisoning  | Male   | 35    | 1              | 2              | 1              | 3              |                | 8              |                | 2              | 1              |                 | 12              |                 |                 | 1               | 1               | 3               |                 |
|   | Female | 10    | 1              | 3              |                |                |                | 1              |                |                |                | 1               | 2               | 2               |                 |                 |                 |                 |                 |
| AE141 Accidental falls  | Male   | 59    | 4              | 1              |                | 3              | 1              | 19             | 1              | 10             |                | 2               | 14              |                 |                 |                 | 2               | 2               |                 |
|   | Female | 44    | 2              | 6              |                | 3              |                | 13             | 1              | 3              | 2              | 2               | 10              |                 |                 |                 |                 | 1               | 1               |
| AE142 Accident caused by machinery  | Male   | 40    | 1              | 4              |                |                | 1              | 4              | 4              | 5              |                | 5               | 9               |                 | 1               | 1               | 2               | 2               | 1               |
|   | Female | 2     |                |                |                |                |                |                |                |                | 1              | 1               |                 |                 |                 |                 |                 |                 |                 |
| AE143 Accident caused by fire and explosion of combustible material                             | Male   | 28    |                | 4              | 2              | 1              |                | 1              | 1              | 4              | 1              | 2               | 5               | 3               |                 | 1               | 3               |                 |                 |
|   | Female | 14    |                |                |                |                |                | 1              | 2              | 4              | 1              | 1               | 2               | 3               |                 |                 |                 |                 |                 |
| AE144 Accident caused by hot substance, corrosive liquid, steam and radiation                   | Male   | 1     |                | 1              |                |                |                |                |                | 1              |                |                 |                 |                 |                 |                 |                 |                 |                 |
|   | Female | 3     |                |                |                | 1              |                |                |                |                |                |                 |                 | 1               |                 |                 | 1               | 1               | 1               |
| AE145 Accident caused by firearm  | Male   | 11    |                |                |                |                |                | 4              | 1              |                |                |                 |                 |                 |                 |                 |                 |                 |                 |
|   | Female | 3     |                |                |                |                |                |                |                |                |                |                 |                 |                 |                 |                 |                 |                 |                 |
| AE146 Accidental drowning and submersion  | Male   | 49    | 1              | 6              |                | 2              | 1              | 6              |                | 6              | 1              |                 | 9               | 2               | 4               | 7               | 2               | 2               |                 |
|   | Female | 12    |                | 2              |                |                | 2              | 1              |                | 1              | 1              | 1               | 1               | 1               | 2               | 1               | 2               | 2               | 2               |
| AE147 All other accidental causes   | Male   | 63    | 6              | 8              | 1              | 1              |                | 8              | 1              | 5              | 2              | 1               | 13              | 2               | 1               | 2               | 5               | 7               |                 |
|   | Female | 23    | 1              | 2              |                | 2              |                | 4              |                | 3              |                |                 | 6               |                 |                 | 1               | 2               | 2               |                 |
| AE148 Suicide and self-inflicted injury   | Male   | 77    | 4              | 9              | 2              | 2              |                | 15             | 3              | 6              | 3              | 4               | 16              | 2               | 1               | 2               | 1               | 5               |                 |
|   | Female | 19    |                | 3              |                |                |                | 5              |                | 2              |                | 1               | 7               |                 |                 |                 |                 | 1               |                 |
| AE149 Homicide and injury purposely inflicted by other persons (not in war)                     | Male   | 15    |                |                |                |                |                | 1              |                | 1              |                | 1               | 10              |                 | 2               |                 |                 |                 |                 |
|   | Female | 6     | 1              |                |                |                |                |                |                |                |                | 2               | 1               |                 |                 |                 |                 | 2               |                 |
| <b>NXVII. ACCIDENTS, POISONINGS AND VIOLENCE (CLASSIFICATION ACCORDING TO NATURE OF INJURY)</b> | Total  | 768   | 34             | 75             | 10             | 21             | 9              | 146            | 24             | 73             | 20             | 25              | 189             | 24              | 18              | 29              | 27              | 40              | 4               |
|   | Male   | 586   | 28             | 53             | 9              | 13             | 6              | 108            | 20             | 57             | 13             | 17              | 147             | 17              | 16              | 23              | 22              | 33              | 4               |
|   | Female | 182   | 6              | 22             | 1              | 8              | 3              | 38             | 4              | 16             | 7              | 8               | 42              | 7               | 2               | 6               | 5               | 7               |                 |
| AN138 Fracture of skull   | Male   | 120   | 7              | 12             | 1              | 1              |                | 25             | 8              | 9              | 3              | 1               | 35              | 2               | 3               | 5               | 3               | 5               |                 |
|   | Female | 25    |                | 4              |                |                |                | 6              | 1              | 1              |                | 2               | 6               |                 |                 |                 |                 |                 |                 |
| AN139 Fracture of spine and trunk   | Male   | 34    | 2              | 4              |                |                |                | 6              | 1              | 1              |                | 2               | 6               |                 |                 | 3               | 2               | 2               |                 |
|   | Female | 13    | 1              | 1              |                | 1              | 1              | 2              |                | 1              | 2              |                 | 3               |                 |                 | 1               |                 | 4               |                 |
| AN140 Fracture of limbs   | Male   | 28    | 2              |                |                | 1              | 1              | 10             | 1              | 5              |                | 2               | 4               |                 |                 |                 |                 | 2               |                 |
|   | Female | 30    | 1              | 4              |                | 3              |                | 10             |                | 2              | 1              |                 | 7               |                 |                 |                 |                 | 1               | 1               |
| AN141 Dislocation without fracture  | Male   |       |                |                |                |                |                |                |                |                |                |                 |                 |                 |                 |                 |                 |                 |                 |
|   | Female | 1     | 1              |                |                |                |                |                |                |                |                |                 |                 |                 |                 |                 |                 |                 |                 |
| AN143 Head injury (excluding fracture)  | Male   | 64    | 4              | 5              | 2              | 2              |                | 14             | 1              | 9              | 2              |                 | 14              | 1               | 2               | 2               | 2               | 4               |                 |
|   | Female | 10    |                | 2              |                |                |                | 3              |                | 3              |                | 1               | 2               | 1               | 1               |                 |                 |                 |                 |
| AN144 Internal injury of chest, abdomen, and pelvis   | Male   | 125   | 5              | 5              | 2              | 1              | 2              | 20             | 5              | 7              | 2              | 5               | 37              | 5               | 5               | 4               | 7               | 10              | 3               |
|   | Female | 32    | 1              | 4              | 1              | 1              |                | 6              |                | 7              |                | 1               | 10              |                 |                 |                 |                 | 1               |                 |
| AN145 Laceration and open wounds  | Male   | 10    | 1              | 2              |                |                |                | 2              | 1              | 1              | 1              | 1               |                 |                 |                 |                 |                 |                 |                 |
|   | Female | 3     |                |                |                |                |                | 2              |                |                |                |                 | 1               |                 |                 |                 |                 |                 |                 |
| AN147 Effects of foreign body entering through orifice  | Male   | 18    | 1              | 4              |                |                |                | 3              |                | 5              | 1              |                 | 2               |                 | 1               |                 | 1               |                 |                 |
|   | Female | 6     |                |                |                |                |                | 1              |                | 1              |                |                 | 2               |                 |                 |                 |                 | 1               | 1               |
| AN148 Burns   | Male   | 29    |                | 5              | 1              | 1              |                | 1              | 1              | 4              |                | 4               | 5               | 3               |                 | 1               | 3               |                 |                 |
|   | Female | 13    |                |                |                |                |                | 1              | 3              |                | 2              |                 | 3               | 3               |                 |                 |                 |                 |                 |
| AN149 Effects of poisons  | Male   | 53    | 1              | 4              | 2              | 4              | 1              | 13             |                | 4              | 2              |                 | 17              |                 |                 | 1               | 1               | 3               |                 |
|   | Female | 16    |                | 1              |                |                |                | 2              |                | 1              | 1              | 1               | 3               | 2               |                 |                 |                 |                 |                 |
| AN150 All other and unspecified effects of external causes                                      | Male   | 105   | 5              | 12             | 1              | 3              | 2              | 15             | 2              | 7              | 1              | 3               | 28              | 4               | 5               | 8               | 3               | 5               | 1               |
|   | Female | 33    | 1              | 3              |                | 2              | 2              | 5              |                | 3              |                | 2               | 6               | 1               | 2               | 2               | 3               | 1               |                 |

TABLE 7: CAUSE OF DEATH BY SEX FOR URBAN PLACES OF 5,000 POPULATION AND OVER, IN ALBERTA, 1955

| CAUSES OF DEATH<br>(Intermediate List)   |        | Total | Calgary | Edmonton | Jasper Place | Lethbridge | Medicine Hat | Red Deer |
|--|--------|-------|---------|----------|--------------|------------|--------------|----------|
|  |        |       |         |          |              |            |              |          |
| <b>ALL CAUSES</b> .....  | Total  | 3523  | 1474    | 1490     | 49           | 225        | 205          | 80       |
|  | Male   | 2154  | 916     | 910      | 31           | 126        | 122          | 49       |
|  | Female | 1369  | 558     | 580      | 18           | 99         | 83           | 31       |
| <b>II. INFECTIVE AND PARASITIC DISEASES.</b> .....   | Total  | 58    | 22      | 22       | 3            | 6          | 3            | 2        |
|  | Male   | 39    | 19      | 13       | 3            | 3          | 2            | 2        |
|  | Female | 19    | 3       | 9        | 3            | 3          | 1            | 1        |
| A 1 Tuberculosis of respiratory system .....   | Male   | 14    | 7       | 4        | 1            | 2          | 1            | 1        |
|  | Female | 8     | 1       | 5        | 1            | 1          | 1            | 1        |
| A 2 Tuberculosis of meninges and central nervous system .....                                | Male   | 3     | 2       | 2        | 1            | 1          | 1            | 1        |
|  | Female | 1     | 1       | 1        | 1            | 1          | 1            | 1        |
| A 5 Tuberculosis, all other forms .....  | Male   | 3     | 3       | 3        | 1            | 1          | 1            | 1        |
|  | Female | 2     | 1       | 1        | 1            | 1          | 1            | 1        |
| A 8 Tabes dorsalis .....   | Male   | 1     | 1       | 1        | 1            | 1          | 1            | 1        |
|  | Female | 1     | 1       | 1        | 1            | 1          | 1            | 1        |
| A 9 General paralysis of insane .....  | Male   | 1     | 1       | 1        | 1            | 1          | 1            | 1        |
|  | Female | 1     | 1       | 1        | 1            | 1          | 1            | 1        |
| A 10 All other syphilis .....  | Male   | 8     | 8       | 8        | 1            | 1          | 1            | 1        |
|  | Female | 1     | 1       | 1        | 1            | 1          | 1            | 1        |
| A 12 Typhoid fever .....   | Male   | 1     | 1       | 1        | 1            | 1          | 1            | 1        |
|  | Female | 1     | 1       | 1        | 1            | 1          | 1            | 1        |
| A 18 Streptococcal sore throat .....   | Male   | 1     | 1       | 1        | 1            | 1          | 1            | 1        |
|  | Female | 1     | 1       | 1        | 1            | 1          | 1            | 1        |
| A 19 Erysipelas .....  | Male   | 1     | 1       | 1        | 1            | 1          | 1            | 1        |
|  | Female | 1     | 1       | 1        | 1            | 1          | 1            | 1        |
| A 20 Septicaemia and pyaemia .....   | Male   | 1     | 1       | 1        | 1            | 1          | 1            | 1        |
|  | Female | 1     | 1       | 1        | 1            | 1          | 1            | 1        |
| A 22 Whooping cough .....  | Male   | 1     | 1       | 1        | 1            | 1          | 1            | 1        |
|  | Female | 1     | 1       | 1        | 1            | 1          | 1            | 1        |
| A 23 Meningococcal infections .....  | Male   | 1     | 1       | 1        | 1            | 1          | 1            | 1        |
|  | Female | 1     | 1       | 1        | 1            | 1          | 1            | 1        |
| A 25 Acute poliomyelitis .....   | Male   | 1     | 1       | 1        | 1            | 1          | 1            | 1        |
|  | Female | 1     | 1       | 1        | 1            | 1          | 1            | 1        |
| A 29 Acute infectious encephalitis .....   | Male   | 1     | 1       | 1        | 1            | 1          | 1            | 1        |
|  | Female | 1     | 1       | 1        | 1            | 1          | 1            | 1        |
| A 30 Late effects of acute poliomyelitis and acute infectious encephalitis .....             | Male   | 1     | 1       | 1        | 1            | 1          | 1            | 1        |
|  | Female | 1     | 1       | 1        | 1            | 1          | 1            | 1        |
| A 32 Measles .....   | Male   | 1     | 1       | 1        | 1            | 1          | 1            | 1        |
|  | Female | 1     | 1       | 1        | 1            | 1          | 1            | 1        |
| A 34 Infectious hepatitis .....  | Male   | 3     | 1       | 1        | 1            | 1          | 1            | 1        |
|  | Female | 1     | 1       | 1        | 1            | 1          | 1            | 1        |
| A 43 All other diseases classified as infective and parasitic .....                          | Male   | 1     | 1       | 1        | 1            | 1          | 1            | 1        |
|  | Female | 1     | 1       | 1        | 1            | 1          | 1            | 1        |
| <b>II. NEOPLASMS</b> .....   | Total  | 622   | 261     | 266      | 6            | 43         | 30           | 16       |
|  | Male   | 336   | 140     | 141      | 2            | 24         | 20           | 9        |
|  | Female | 286   | 121     | 125      | 4            | 19         | 10           | 7        |
| A 44 Malignant neoplasm of buccal cavity and pharynx .....                                   | Male   | 7     | 2       | 5        | 1            | 1          | 1            | 1        |
|  | Female | 1     | 1       | 1        | 1            | 1          | 1            | 1        |
| A 45 Malignant neoplasm of oesophagus .....  | Male   | 7     | 2       | 3        | 1            | 1          | 1            | 1        |
|  | Female | 3     | 1       | 2        | 1            | 1          | 1            | 1        |
| A 46 Malignant neoplasm of stomach .....   | Male   | 47    | 13      | 29       | 2            | 3          | 3            | 3        |
|  | Female | 32    | 15      | 12       | 2            | 1          | 2            | 2        |
| A 47 Malignant neoplasm of intestine, except rectum .....                                    | Male   | 30    | 16      | 9        | 2            | 2          | 1            | 1        |
|  | Female | 36    | 21      | 12       | 1            | 1          | 1            | 1        |
| A 48 Malignant neoplasm of rectum .....  | Male   | 27    | 15      | 9        | 2            | 2          | 1            | 1        |
|  | Female | 9     | 5       | 3        | 1            | 1          | 1            | 1        |
| A 49 Malignant neoplasm of larynx .....  | Male   | 6     | 5       | 1        | 1            | 1          | 1            | 1        |
|  | Female | 1     | 1       | 1        | 1            | 1          | 1            | 1        |
| A 50 Malignant neoplasm of trachea, and of bronchus & lung, not specified as secondary ..... | Male   | 55    | 21      | 24       | 1            | 2          | 5            | 2        |
|  | Female | 8     | 1       | 5        | 1            | 1          | 1            | 1        |
| A 51 Malignant neoplasm of breast .....  | Male   | 49    | 20      | 25       | 2            | 1          | 1            | 1        |
|  | Female | 26    | 10      | 13       | 3            | 3          | 3            | 3        |
| A 52 Malignant neoplasm of cervix uteri .....  | Male   | 10    | 5       | 4        | 1            | 1          | 1            | 1        |
|  | Female | 2     | 2       | 2        | 1            | 1          | 1            | 1        |
| A 54 Malignant neoplasm of prostate .....  | Male   | 27    | 10      | 8        | 7            | 1          | 1            | 1        |
|  | Female | 4     | 3       | 1        | 1            | 1          | 1            | 1        |
| A 55 Malignant neoplasm of skin .....  | Male   | 3     | 2       | 1        | 1            | 1          | 1            | 1        |
|  | Female | 2     | 2       | 2        | 1            | 1          | 1            | 1        |
| A 56 Malignant neoplasm of bone and connective tissue .....                                  | Male   | 83    | 30      | 39       | 1            | 6          | 5            | 2        |
|  | Female | 73    | 31      | 28       | 7            | 4          | 3            | 3        |
| A 57 Malignant neoplasm of all other and unspecified sites .....                             | Male   | 30    | 8       | 17       | 1            | 2          | 1            | 1        |
|  | Female | 17    | 7       | 5        | 2            | 2          | 1            | 1        |
| A Other digestive organs (155-159) .....   | Male   | 3     | 1       | 1        | 1            | 1          | 1            | 1        |
|  | Female | 1     | 1       | 1        | 1            | 1          | 1            | 1        |
| B Other respiratory organs (160,164,165) .....   | Male   | 29    | 10      | 12       | 3            | 4          | 4            | 4        |
|  | Female | 11    | 5       | 4        | 2            | 2          | 2            | 2        |
| C Urinary organs (180,181) .....   | Male   | 11    | 5       | 4        | 2            | 2          | 2            | 2        |
|  | Female | 11    | 5       | 4        | 2            | 2          | 2            | 2        |



TABLE 7: CAUSE OF DEATH BY SEX FOR URBAN PLACES OF 5,000 POPULATION AND OVER, IN ALBERTA, 1955

| CAUSES OF DEATH<br>(Intermediate List) |  | Total     | Calgary | Edmonton | Jasper Place | Lethbridge | Medicine Hat | Red Deer |
|--|--|-----------|---------|----------|--------------|------------|--------------|----------|
| A 88                                   | Influenza .....  | Male 9    | 3       | 5        | .....        | 1          | .....        | .....    |
|  |  | Female 3  | 2       | 1        | .....        | .....      | .....        | .....    |
| A 89                                   | Lobar pneumonia .....  | Male 13   | 7       | 5        | 1            | .....      | .....        | .....    |
|  |  | Female 7  | 3       | 3        | .....        | 1          | .....        | .....    |
| A 90                                   | Bronchopneumonia .....   | Male 45   | 22      | 19       | 2            | .....      | .....        | .....    |
|  |  | Female 38 | 15      | 17       | .....        | 1          | 3            | 2        |
| A 91                                   | Primary atypical, other and<br>unspecified pneumonia .....                                     | Male 5    | 2       | 2        | .....        | 1          | .....        | .....    |
|  |  | Female 12 | 4       | 2        | 1            | 3          | 1            | 1        |
| A 92                                   | Acute bronchitis .....   | Male 7    | 3       | 3        | 1            | .....      | .....        | .....    |
|  |  | Female 3  | 2       | .....    | .....        | 1          | .....        | .....    |
| A 93                                   | Bronchitis, chronic and<br>unqualified .....   | Male 10   | 1       | 4        | 1            | 1          | 3            | .....    |
|  |  | Female 2  | .....   | 1        | .....        | .....      | 1            | .....    |
| A 95                                   | Empyema and abscess of lung .....  | Male 1    | .....   | 1        | .....        | .....      | .....        | .....    |
|  |  | Female 1  | .....   | 1        | .....        | .....      | .....        | .....    |
| A 96                                   | Pleurisy .....   | Male 1    | .....   | .....    | 1            | .....      | .....        | .....    |
|  |  | Female 1  | .....   | .....    | .....        | .....      | .....        | .....    |
| A 97                                   | All other respiratory diseases .....   | Male 25   | 12      | 11       | .....        | 2          | .....        | .....    |
|  |  | Female 12 | 4       | 7        | .....        | 1          | .....        | .....    |
| <b>IX.</b>                             | <b>DISEASES OF THE DIGESTIVE<br/>SYSTEM .....</b>  | Total 135 | 58      | 60       | .....        | 7          | 6            | 4        |
|  |  | Male 88   | 39      | 38       | .....        | 5          | 3            | 3        |
|  |  | Female 47 | 19      | 22       | .....        | 2          | 3            | 1        |
| A 99                                   | Ulcer of stomach .....   | Male 11   | 5       | 4        | .....        | 1          | .....        | 1        |
|  |  | Female 2  | 1       | 1        | .....        | .....      | .....        | .....    |
| A100                                   | Ulcer of duodenum .....  | Male 9    | 2       | 5        | .....        | 1          | .....        | 1        |
|  |  | Female 3  | 1       | 2        | .....        | .....      | .....        | .....    |
| A101                                   | Gastritis and duodenitis .....   | Male 1    | .....   | .....    | .....        | .....      | .....        | .....    |
|  |  | Female 1  | 1       | .....    | .....        | .....      | .....        | .....    |
| A102                                   | Appendicitis .....   | Male 4    | 4       | .....    | .....        | .....      | .....        | .....    |
|  |  | Female 1  | .....   | .....    | .....        | .....      | .....        | .....    |
| A103                                   | Intestinal obstruction and<br>hernia .....   | Male 19   | 9       | 8        | .....        | 1          | 1            | .....    |
|  |  | Female 5  | 3       | 2        | .....        | .....      | .....        | .....    |
| A104                                   | Gastro-enteritis and colitis, except<br>diarrhoea of the newborn .....                         | Male 9    | 5       | 3        | .....        | 1          | .....        | .....    |
|  |  | Female 3  | .....   | 3        | .....        | .....      | .....        | .....    |
| A105                                   | Cirrhosis of liver .....   | Male 19   | 8       | 9        | .....        | 1          | 1            | .....    |
|  |  | Female 12 | 6       | 4        | .....        | .....      | 2            | .....    |
| A106                                   | Cholelithiasis and cholecystitis .....   | Male 8    | 5       | 2        | .....        | .....      | .....        | .....    |
|  |  | Female 8  | 1       | 3        | .....        | 2          | 1            | 1        |
| A107                                   | Other diseases of digestive system .....   | Male 9    | 1       | 7        | .....        | .....      | .....        | 1        |
|  |  | Female 13 | 6       | 7        | .....        | .....      | .....        | .....    |
| <b>X.</b>                              | <b>DISEASES OF THE GENITO-URINARY<br/>SYSTEM .....</b>   | Total 72  | 29      | 30       | .....        | 4          | 5            | 4        |
|  |  | Male 56   | 20      | 24       | .....        | 4          | 4            | 4        |
|  |  | Female 16 | 9       | 6        | .....        | .....      | 1            | .....    |
| A108                                   | Acute nephritis .....  | Male 1    | 1       | .....    | .....        | .....      | .....        | .....    |
|  |  | Female 1  | .....   | .....    | .....        | .....      | .....        | .....    |
| A109                                   | Chronic, other and unspecified nephritis .....   | Male 14   | 5       | 5        | .....        | 2          | 1            | 1        |
|  |  | Female 2  | .....   | 2        | .....        | .....      | .....        | .....    |
| A110                                   | Infections of kidney .....   | Male 11   | 4       | 4        | .....        | .....      | 2            | 1        |
|  |  | Female 9  | 7       | 2        | .....        | .....      | .....        | .....    |
| A111                                   | Calculi of urinary system .....  | Male 3    | 1       | 1        | .....        | .....      | .....        | 1        |
|  |  | Female 1  | .....   | .....    | .....        | .....      | 1            | .....    |
| A112                                   | Hyperplasia of prostate .....  | Male 22   | 6       | 12       | .....        | 2          | 1            | 1        |
| A114                                   | Other diseases of genito-urinary<br>system .....   | Male 5    | 3       | 2        | .....        | .....      | .....        | .....    |
|  |  | Female 3  | 1       | 2        | .....        | .....      | .....        | .....    |
| <b>XI.</b>                             | <b>DELIVERIES AND COMPLICATIONS<br/>OF PREGNANCY, CHILDBIRTH,<br/>AND THE PUERPERIUM .....</b> | Total 5   | 2       | 3        | .....        | .....      | .....        | .....    |
| A115                                   | Sepsis of pregnancy, childbirth<br>and the puerperium .....                                    | Female 1  | 1       | .....    | .....        | .....      | .....        | .....    |
| A116                                   | Toxaemias of pregnancy and the puerperium .....  | Female 3  | 1       | 2        | .....        | .....      | .....        | .....    |
| A120                                   | Other complications of pregnancy,<br>childbirth and the puerperium .....                       | Female 1  | .....   | 1        | .....        | .....      | .....        | .....    |
| <b>XII, XIII.</b>                      | <b>DISEASES OF THE<br/>SKIN AND MUSCULO-<br/>SKELETAL SYSTEM .....</b>                         | Total 15  | 5       | 7        | .....        | 2          | .....        | 1        |
|  |  | Male 6    | 4       | 2        | .....        | .....      | .....        | .....    |
|  |  | Female 9  | 1       | 5        | .....        | 2          | .....        | 1        |
| A121                                   | Infections of skin and subcutaneous<br>tissue .....  | Male 2    | 1       | 1        | .....        | .....      | .....        | .....    |
|  |  | Female 3  | 3       | .....    | .....        | .....      | .....        | .....    |
| A122                                   | Arthritis and spondylitis .....  | Male 2    | .....   | 2        | .....        | .....      | .....        | .....    |
|  |  | Female 2  | .....   | .....    | .....        | .....      | .....        | .....    |
| A124                                   | Osteomyelitis and periostitis .....  | Male 1    | .....   | 1        | .....        | .....      | .....        | .....    |
|  |  | Female 1  | .....   | 1        | .....        | .....      | .....        | .....    |
| A126                                   | All other diseases of skin and<br>musculoskeletal system .....                                 | Male 6    | 1       | 2        | .....        | 2          | .....        | 1        |
|  |  | Female 6  | 1       | 2        | .....        | 2          | .....        | 1        |

TABLE 7: CAUSE OF DEATH BY SEX FOR URBAN PLACES OF 5,000 POPULATION AND OVER, IN ALBERTA, 1955

| CAUSES OF DEATH<br>(Intermediate List)  |        | Total | Calgary | Edmonton | Jasper Place | Lethbridge | Medicine Hat | Red Deer |
|---|--------|-------|---------|----------|--------------|------------|--------------|----------|
|   |        |       |         |          |              |            |              |          |
| <b>XIV. CONGENITAL MALFORMATIONS</b>  | Total  | 103   | 43      | 48       | 1            | 7          | 3            | 1        |
|   | Male   | 56    | 25      | 26       |              | 3          | 2            |          |
|   | Female | 47    | 18      | 22       | 1            | 4          | 1            | 1        |
| A127 Spina bifida and meningocele   | Male   | 8     | 3       | 4        |              |            | 1            |          |
|   | Female | 6     | 3       | 2        |              | 1          |              |          |
| A128 Congenital malformations of circulatory system   | Male   | 17    | 8       | 7        |              | 1          | 1            |          |
|   | Female | 13    | 4       | 6        |              | 1          | 1            | 1        |
| A129 All other congenital malformations   | Male   | 31    | 14      | 15       |              | 2          |              |          |
|   | Female | 28    | 11      | 14       | 1            | 2          |              |          |
| <b>XV. CERTAIN DISEASES OF EARLY INFANCY</b>  | Total  | 200   | 71      | 95       | 4            | 18         | 5            | 7        |
|   | Male   | 113   | 40      | 56       | 3            | 9          | 2            | 3        |
|   | Female | 87    | 31      | 39       | 1            | 9          | 3            | 4        |
| A130 Birth injuries   | Male   | 21    | 8       | 12       |              | 1          |              |          |
|   | Female | 13    | 6       | 6        |              | 1          |              |          |
| A131 Postnatal asphyxia and atelectasis   | Male   | 36    | 14      | 14       | 1            | 5          |              | 2        |
|   | Female | 16    | 6       | 4        |              | 4          |              | 2        |
| A132 Infections of the newborn  | Male   | 11    | 3       | 6        | 1            |            | 1            |          |
|   | Female | 5     |         | 3        | 1            |            | 1            |          |
| A133 Haemolytic disease of newborn  | Male   | 4     | 1       | 2        |              | 1          |              |          |
|   | Female | 5     | 1       | 4        |              |            |              |          |
| A134 All other defined diseases of early infancy  | Male   | 4     | 2       | 2        |              |            |              | 1        |
|   | Female | 4     | 2       | 1        |              |            |              | 1        |
| A135 Ill-defined diseases peculiar to early infancy, and immaturity unqualified                 | Male   | 37    | 12      | 20       | 1            | 2          | 1            | 1        |
|   | Female | 44    | 16      | 21       |              | 4          | 2            | 1        |
| <b>XVI. SYMPTOMS, SENILITY, AND ILL-DEFINED CONDITIONS</b>                                      | Total  | 95    | 52      | 35       | 1            | 6          | 1            |          |
|   | Male   | 61    | 35      | 20       | 1            | 4          | 1            |          |
|   | Female | 34    | 17      | 15       |              | 2          |              |          |
| A136 Senility without mention of psychosis  | Male   | 6     | 1       | 3        | 1            | 1          |              |          |
|   | Female | 7     | 2       | 3        |              |            |              |          |
| A137 Ill-defined and unknown causes   | Male   | 55    | 34      | 17       |              | 3          | 1            |          |
|   | Female | 27    | 15      | 10       |              | 2          |              |          |
| <b>EXVII. ACCIDENTS, POISONINGS AND VIOLENCE (CLASSIFICATION ACCORDING TO EXTERNAL CAUSE)</b>   | Total  | 300   | 103     | 139      | 6            | 24         | 19           | 9        |
|   | Male   | 220   | 74      | 106      | 4            | 15         | 13           | 8        |
|   | Female | 80    | 29      | 33       | 2            | 9          | 6            | 1        |
| AE138 Motor vehicle accidents   | Male   | 69    | 25      | 31       | 1            | 5          | 4            | 3        |
|   | Female | 22    | 10      | 10       |              | 1          | 1            |          |
| A Traffic accidents (810-825)   | Male   | 68    | 25      | 30       | 1            | 5          | 4            | 3        |
|   | Female | 21    | 10      | 9        |              | 1          | 1            |          |
| B Non-traffic accidents   | Male   | 1     |         | 1        |              |            |              |          |
|   | Female | 1     |         | 1        |              |            |              |          |
| AE139 Other transport accidents   | Male   | 18    | 5       | 13       |              |            |              |          |
|   | Female |       |         |          |              |            |              |          |
| AE140 Accidental poisoning  | Male   | 17    | 6       | 9        |              | 1          | 1            |          |
|   | Female | 6     | 1       | 2        |              | 2          | 1            |          |
| AE141 Accidental falls  | Male   | 33    | 16      | 11       | 2            |            | 2            | 2        |
|   | Female | 22    | 9       | 8        |              | 3          | 2            |          |
| AE142 Accident caused by machinery  | Male   | 6     | 1       | 3        |              | 1          | 1            |          |
|   | Female |       |         |          |              |            |              |          |
| AE143 Accident caused by fire and explosion of combustible material                             | Male   | 5     |         | 5        |              |            |              |          |
|   | Female | 3     | 1       | 2        |              |            |              |          |
| AE144 Accident caused by hot substance, corrosive liquid, steam, and radiation                  | Male   |       |         |          |              |            |              |          |
|   | Female | 1     |         |          | 1            |            |              |          |
| AE145 Accident cause by firearm   | Male   | 4     | 2       | 1        |              | 1          |              |          |
|   | Female |       |         |          |              |            |              |          |
| AE146 Accidental drowning and submersion  | Male   | 12    | 4       | 6        |              | 2          |              |          |
|   | Female | 3     |         | 1        |              | 1          |              | 1        |
| AE147 All other accidental causes   | Male   | 15    | 4       | 8        |              |            | 3            |          |
|   | Female | 8     | 3       | 3        | 1            |            | 1            |          |
| AE148 Suicide and self-inflicted injury   | Male   | 32    | 10      | 12       |              | 5          | 2            | 3        |
|   | Female | 13    | 5       | 6        |              | 2          |              |          |
| AE149 Homicide and injury purposely inflicted by other persons (not in war)                     | Male   | 9     | 1       | 7        | 1            |            |              | 1        |
|   | Female | 2     |         |          |              |            |              |          |
| <b>NXVII. ACCIDENTS, POISONINGS AND VIOLENCE (CLASSIFICATION ACCORDING TO NATURE OF INJURY)</b> | Total  | 300   | 103     | 139      | 6            | 24         | 19           | 9        |
|   | Male   | 220   | 74      | 106      | 4            | 15         | 13           | 8        |
|   | Female | 80    | 29      | 33       | 2            | 9          | 6            | 1        |
| AN138 Fracture of skull   | Male   | 55    | 19      | 27       | 2            | 3          | 3            | 1        |
|   | Female | 12    | 5       | 6        |              | 1          |              |          |
| AN139 Fracture of spine and trunk   | Male   | 10    | 3       | 3        |              | 2          | 1            | 1        |
|   | Female | 3     |         | 2        |              |            | 1            |          |
| AN140 Fracture of limbs   | Male   | 13    | 7       | 4        |              |            | 1            | 1        |
|   | Female | 16    | 8       | 6        |              | 1          | 1            |          |

TABLE 7: CAUSE OF DEATH BY SEX FOR URBAN PLACES OF 5,000 POPULATION AND OVER, IN ALBERTA, 1955

| CAUSES OF DEATH<br>(Intermediate List)                              |        | Total | Calgary | Edmonton | Jasper Place | Lethbridge | Medicine Hat | Red Deer |
|---|--------|-------|---------|----------|--------------|------------|--------------|----------|
| AN141 Dislocation without fracture .....                            | Male   | ..... | .....   | .....    | .....        | .....      | .....        | .....    |
|   | Female | 1     | .....   | .....    | .....        | .....      | 1            | .....    |
| AN143 Head injury (excluding fracture)                              | Male   | 24    | 10      | 8        | 1            | 2          | 2            | 1        |
|   | Female | 3     | 2       | .....    | .....        | 1          | .....        | .....    |
| AN144 Internal injury of chest, abdomen,<br>and pelvis .....        | Male   | 44    | 13      | 27       | .....        | 2          | 1            | 1        |
|   | Female | 16    | 5       | 8        | .....        | 2          | 1            | .....    |
| AN145 Laceration and open wounds .....                              | Male   | 3     | 1       | .....    | .....        | .....      | 1            | 1        |
|   | Female | 2     | 2       | .....    | .....        | .....      | .....        | .....    |
| AN147 Effects of foreign body entering<br>through orifice .....     | Male   | 2     | .....   | 1        | .....        | .....      | 1            | .....    |
|   | Female | 3     | 1       | 2        | .....        | .....      | .....        | .....    |
| AN148 Burns .....   | Male   | 7     | 1       | 5        | .....        | .....      | .....        | 1        |
|   | Female | 4     | 1       | 2        | 1            | .....      | .....        | .....    |
| AN149 Effects of poisons .....                                      | Male   | 27    | 9       | 13       | 1            | 2          | 1            | 1        |
|   | Female | 9     | 2       | 3        | .....        | 3          | 1            | .....    |
| AN150 All other and unspecified effects<br>of external causes ..... | Male   | 35    | 11      | 18       | .....        | 4          | 2            | .....    |
|   | Female | 11    | 3       | 4        | 1            | 1          | 1            | 1        |































|   |     |   |   |   |   |   |    |    |    |     |
|---|-----|---|---|---|---|---|----|----|----|-----|
| A132 Infections of the newborn .....  | 6   | 1 | 1 | 1 | 2 | 1 | 2  | 1  | 1  | 6   |
| Female .....  | 3   | 1 | 1 | 1 | 1 | 1 | 1  | 1  | 1  | 3   |
| A133 Haemolytic disease of newborn .....  | 2   | 1 | 1 | 1 | 1 | 1 | 1  | 1  | 1  | 2   |
| Female .....  | 4   | 1 | 1 | 1 | 1 | 1 | 1  | 1  | 1  | 4   |
| A134 All other defined diseases of early infancy .....                                | 7   | 1 | 1 | 1 | 1 | 1 | 1  | 1  | 1  | 7   |
| Female .....  | 20  | 1 | 1 | 1 | 1 | 1 | 1  | 1  | 1  | 20  |
| A135 Ill-defined diseases peculiar to early infancy, and immaturity unqualified ..... | 21  | 1 | 1 | 1 | 1 | 1 | 1  | 1  | 1  | 21  |
| Female .....  |     |   |   |   |   |   |    |    |    |     |
| Total .....   | 35  | 1 | 1 | 1 | 1 | 1 | 1  | 1  | 1  | 35  |
| Male .....  | 20  | 1 | 1 | 1 | 1 | 1 | 1  | 1  | 1  | 20  |
| Female .....  | 15  | 1 | 1 | 1 | 1 | 1 | 1  | 1  | 1  | 15  |
| A136 Senility without mention of psychosis .....                                      | 3   | 1 | 1 | 1 | 1 | 1 | 1  | 1  | 1  | 3   |
| Female .....  | 5   | 1 | 1 | 1 | 1 | 1 | 1  | 1  | 1  | 5   |
| A137 Ill-defined and unknown causes .....   | 17  | 1 | 1 | 1 | 1 | 1 | 1  | 1  | 1  | 17  |
| Female .....  | 139 | 4 | 1 | 3 | 3 | 7 | 13 | 16 | 9  | 139 |
| Total .....   | 106 | 2 | 1 | 2 | 2 | 5 | 12 | 14 | 9  | 106 |
| Male .....  | 33  | 2 | 1 | 1 | 1 | 2 | 1  | 2  | 1  | 33  |
| Female .....  |     |   |   |   |   |   |    |    |    |     |
| AE138 Motor vehicle accidents .....   | 31  | 1 | 1 | 1 | 1 | 3 | 2  | 5  | 3  | 31  |
| Female .....  | 10  | 1 | 1 | 1 | 1 | 1 | 1  | 1  | 1  | 10  |
| Male .....  | 30  | 1 | 1 | 1 | 1 | 2 | 1  | 4  | 2  | 30  |
| Female .....  | 9   | 1 | 1 | 1 | 1 | 1 | 1  | 1  | 1  | 9   |
| Male .....  | 1   | 1 | 1 | 1 | 1 | 1 | 1  | 1  | 1  | 1   |
| A. Traffic accidents (E10-825) .....  |     |   |   |   |   |   |    |    |    |     |
| B Non-traffic accidents .....   |     |   |   |   |   |   |    |    |    |     |
| AE139 Other transport accidents .....   | 13  | 1 | 1 | 1 | 1 | 1 | 1  | 1  | 1  | 13  |
| Female .....  | 9   | 1 | 1 | 1 | 1 | 1 | 1  | 1  | 1  | 9   |
| Male .....  | 2   | 1 | 1 | 1 | 1 | 1 | 1  | 1  | 1  | 2   |
| Female .....  | 11  | 1 | 1 | 1 | 1 | 1 | 1  | 1  | 1  | 11  |
| Male .....  | 3   | 1 | 1 | 1 | 1 | 1 | 1  | 1  | 1  | 3   |
| Female .....  |     |   |   |   |   |   |    |    |    |     |
| AE142 Accident caused by machinery .....  | 5   | 1 | 1 | 1 | 1 | 1 | 1  | 1  | 1  | 5   |
| Female .....  | 2   | 1 | 1 | 1 | 1 | 1 | 1  | 1  | 1  | 2   |
| Male .....  | 1   | 1 | 1 | 1 | 1 | 1 | 1  | 1  | 1  | 1   |
| Female .....  | 5   | 1 | 1 | 1 | 1 | 1 | 1  | 1  | 1  | 5   |
| Male .....  | 2   | 1 | 1 | 1 | 1 | 1 | 1  | 1  | 1  | 2   |
| Female .....  | 6   | 1 | 1 | 1 | 1 | 2 | 2  | 2  | 1  | 6   |
| Male .....  | 1   | 1 | 1 | 1 | 1 | 1 | 1  | 1  | 1  | 1   |
| Female .....  | 8   | 1 | 1 | 1 | 1 | 1 | 1  | 1  | 1  | 8   |
| Male .....  | 3   | 1 | 1 | 1 | 1 | 1 | 1  | 1  | 1  | 3   |
| Female .....  | 12  | 1 | 1 | 1 | 1 | 2 | 3  | 1  | 2  | 12  |
| Male .....  | 7   | 1 | 1 | 1 | 1 | 1 | 1  | 1  | 1  | 7   |
| Female .....  |     |   |   |   |   |   |    |    |    |     |
| AE149 Homicide and injury purposely inflicted by other persons (not in war) .....     |     |   |   |   |   |   |    |    |    |     |
| Female .....  | 139 | 4 | 1 | 1 | 1 | 3 | 7  | 13 | 16 | 139 |
| Total .....   | 106 | 2 | 1 | 1 | 1 | 2 | 5  | 12 | 14 | 106 |
| Male .....  | 33  | 2 | 1 | 1 | 1 | 2 | 1  | 2  | 1  | 33  |
| Female .....  |     |   |   |   |   |   |    |    |    |     |

XXVII. ACCIDENTS, POISONINGS, AND VIOLENCE (CLASSIFICATION ACCORDING TO EXTERNAL CAUSE)

XXVII. ACCIDENTS, POISONINGS AND VIOLENCE (CLASSIFICATION ACCORDING TO NATURE OF INJURY)

































BUREAU OF VITAL STATISTICS

TABLE 11: DEATHS, BY CAUSE AND SEX, BY MARITAL STATUS AND AGE, AND MONTH OF DEATH, ALBERTA, 1955

| CAUSE OF DEATH<br>(Intermediate List)  | SEX    | MARITAL STATUS |             |             |     |             |             |             |     |             |             |             |     | MONTHS      |             |             |     |             |             |             |     |         |          |       |       |     |      |      |        |           |         |          |          |   |
|--|--------|----------------|-------------|-------------|-----|-------------|-------------|-------------|-----|-------------|-------------|-------------|-----|-------------|-------------|-------------|-----|-------------|-------------|-------------|-----|---------|----------|-------|-------|-----|------|------|--------|-----------|---------|----------|----------|---|
|  |        | Single         |             |             |     |             |             | Married     |     |             | Widowed     |             |     | Residual    |             |             |     |             |             | MONTHS      |     |         |          |       |       |     |      |      |        |           |         |          |          |   |
|  |        | 25-44 years    |             | 45-64 years |     | 65+         |             | AGE         |     |             | AGE         |             |     | Residual    |             |             |     |             |             | MONTHS      |     |         |          |       |       |     |      |      |        |           |         |          |          |   |
|  |        | 15-24 years    | 25-44 years | 45-64 years | 65+ | 15-24 years | 25-44 years | 45-64 years | 65+ | 15-24 years | 25-44 years | 45-64 years | 65+ | 15-24 years | 25-44 years | 45-64 years | 65+ | 15-24 years | 25-44 years | 45-64 years | 65+ | January | February | March | April | May | June | July | August | September | October | November | December |   |
| <b>XXVII. ACCIDENTS, POISONINGS AND VIOLENCE (CLASSIFICATION ACCORDING TO EXTERNAL CAUSE).</b><br><br>AE138 Motor vehicle accidents .....<br>A Traffic accidents (810-825) .....<br>B Non-traffic accidents .....<br><br>AE139 Other transport accidents .....<br><br>AE140 Accidental poisoning .....<br>AE141 Accidental falls .....<br>AE142 Accident caused by machinery .....<br>AE143 Accident caused by fire and explosion of combustible material .....<br>AE144 Corrosive liquid, steam, and radiation .....<br>AE145 Accident caused by firearm .....<br><br>AE146 Accidental drowning and submersion .....<br>AE147 All other accidental causes .....<br>AE148 Suicide and self-inflicted injury .....<br>AE149 Homicide and injury purposely inflicted by other persons (not in war) ..... | Total  | 152            | 77          | 28          | 21  | 22          | 127         | 110         | 63  | 3           | 11          | 77          | 16  | 49          | 84          | 56          | 72  | 87          | 80          | 48          | 49  | 48      | 48       | 57    | 72    | 87  | 84   | 64   | 60     | 46        |         |          |          |   |
|  | Male   | 99             | 58          | 27          | 17  | 20          | 104         | 91          | 48  | 2           | 6           | 32          | 5   | 11          | 16          | 16          | 44  | 69          | 63          | 17          | 18  | 17      | 17       | 44    | 57    | 69  | 66   | 49   | 40     | 32        |         |          |          |   |
|  | Female | 53             | 7           | 3           | 4   | 2           | 23          | 19          | 15  | 1           | 5           | 45          | 3   | 11          | 4           | 7           | 12  | 15          | 18          | 17          | 15  | 15      | 15       | 13    | 15    | 18  | 18   | 15   | 20     | 14        |         |          |          |   |
|  | Male   | 173            | 20          | 9           | 3   | 5           | 39          | 24          | 15  | 1           | 1           | 11          | 3   | 8           | 15          | 10          | 14  | 17          | 11          | 15          | 12  | 19      | 29       | 17    | 12    | 29  | 17   | 12   | 2      |           |         |          |          |   |
|  | Female | 168            | 16          | 23          | 9   | 3           | 5           | 38          | 24  | 15          | 1           | 1           | 11  | 3           | 8           | 15          | 10  | 14          | 17          | 11          | 15  | 12      | 19       | 29    | 17    | 12  | 29   | 17   | 12     | 2         |         |          |          |   |
|  | Male   | 47             | 12          | 4           | 2   | 1           | 5           | 8           | 5   | 1           | 1           | 8           | 1   | 1           | 1           | 2           | 3   | 2           | 2           | 2           | 2   | 3       | 7        | 10    | 13    | 16  | 19   | 6    | 6      | 2         |         |          |          |   |
|  | Female | 5              | 4           | 1           | 1   | 1           | 1           | 1           | 1   | 1           | 1           | 1           | 1   | 1           | 1           | 1           | 1   | 1           | 1           | 1           | 1   | 1       | 1        | 1     | 1     | 1   | 1    | 1    | 1      | 1         | 2       |          |          |   |
|  | Male   | 2              | 2           | 1           | 1   | 1           | 1           | 1           | 1   | 1           | 1           | 1           | 1   | 1           | 1           | 1           | 1   | 1           | 1           | 1           | 1   | 1       | 1        | 1     | 1     | 1   | 1    | 1    | 1      | 1         | 1       | 2        |          |   |
|  | Female | 35             | 1           | 3           | 1   | 2           | 13          | 2           | 1   | 1           | 1           | 1           | 1   | 1           | 1           | 1           | 1   | 1           | 1           | 1           | 1   | 1       | 1        | 1     | 1     | 1   | 1    | 1    | 1      | 1         | 1       | 2        |          |   |
|  | Male   | 35             | 1           | 5           | 3   | 2           | 2           | 9           | 5   | 2           | 1           | 1           | 4   | 4           | 4           | 4           | 6   | 1           | 1           | 1           | 1   | 1       | 1        | 1     | 1     | 1   | 1    | 1    | 1      | 1         | 1       | 1        | 6        |   |
|  | Female | 59             | 1           | 3           | 4   | 1           | 4           | 7           | 14  | 1           | 1           | 14          | 2   | 2           | 2           | 3           | 9   | 3           | 2           | 4           | 2   | 2       | 4        | 8     | 3     | 4   | 8    | 4    | 4      | 4         | 4       | 4        | 6        |   |
|  | Male   | 44             | 2           | 3           | 3   | 2           | 9           | 11          | 6   | 2           | 2           | 27          | 1   | 1           | 1           | 3           | 2   | 2           | 3           | 4           | 4   | 4       | 5        | 9     | 4     | 4   | 4    | 4    | 4      | 4         | 4       | 4        | 4        | 6 |
|  | Female | 40             | 6           | 4           | 2   | 2           | 9           | 11          | 6   | 2           | 2           | 27          | 1   | 1           | 1           | 3           | 2   | 2           | 3           | 4           | 4   | 4       | 5        | 9     | 4     | 4   | 4    | 4    | 4      | 4         | 4       | 4        | 4        | 6 |
|  | Male   | 2              | 2           | 3           | 1   | 1           | 3           | 6           | 1   | 1           | 1           | 2           | 1   | 1           | 1           | 1           | 1   | 1           | 1           | 1           | 1   | 1       | 1        | 1     | 1     | 1   | 1    | 1    | 1      | 1         | 1       | 1        | 5        |   |
|  | Female | 28             | 9           | 2           | 3   | 1           | 3           | 1           | 1   | 1           | 1           | 2           | 1   | 1           | 1           | 1           | 1   | 1           | 1           | 1           | 1   | 1       | 1        | 1     | 1     | 1   | 1    | 1    | 1      | 1         | 1       | 1        | 3        |   |
|  | Male   | 14             | 6           | 1           | 1   | 1           | 1           | 1           | 1   | 1           | 1           | 2           | 1   | 1           | 1           | 1           | 1   | 1           | 1           | 1           | 1   | 1       | 1        | 1     | 1     | 1   | 1    | 1    | 1      | 1         | 1       | 1        | 3        |   |
|  | Female | 11             | 3           | 1           | 1   | 1           | 1           | 1           | 1   | 1           | 1           | 1           | 1   | 1           | 1           | 1           | 1   | 1           | 1           | 1           | 1   | 1       | 1        | 1     | 1     | 1   | 1    | 1    | 1      | 1         | 1       | 1        | 3        |   |
|  | Male   | 3              | 1           | 1           | 1   | 1           | 1           | 1           | 1   | 1           | 1           | 1           | 1   | 1           | 1           | 1           | 1   | 1           | 1           | 1           | 1   | 1       | 1        | 1     | 1     | 1   | 1    | 1    | 1      | 1         | 1       | 1        | 3        |   |
| Female   | 49     | 25             | 9           | 6           | 1   | 5           | 3           | 3           | 1   | 1           | 1           | 1           | 1   | 1           | 1           | 1           | 1   | 1           | 1           | 1           | 1   | 1       | 1        | 1     | 1     | 1   | 1    | 1    | 1      | 1         | 1       | 1        |          |   |
| Male   | 12     | 10             | 7           | 1           | 2   | 4           | 9           | 4           | 1   | 1           | 2           | 1           | 1   | 1           | 1           | 1           | 1   | 1           | 1           | 1           | 1   | 1       | 1        | 1     | 1     | 1   | 1    | 1    | 1      | 1         | 1       | 1        |          |   |
| Female   | 63     | 26             | 14          | 1           | 1   | 1           | 1           | 1           | 1   | 1           | 2           | 1           | 1   | 1           | 1           | 1           | 1   | 1           | 1           | 1           | 1   | 1       | 1        | 1     | 1     | 1   | 1    | 1    | 1      | 1         | 1       | 1        |          |   |
| Male   | 23     | 14             | 3           | 11          | 6   | 2           | 13          | 22          | 9   | 1           | 1           | 2           | 4   | 4           | 5           | 1           | 1   | 1           | 1           | 1           | 1   | 1       | 1        | 1     | 1     | 1   | 1    | 1    | 1      | 1         | 1       | 1        |          |   |
| Female   | 77     | 19             | 1           | 1           | 1   | 1           | 3           | 5           | 1   | 1           | 1           | 1           | 1   | 1           | 1           | 1           | 1   | 1           | 1           | 1           | 1   | 1       | 1        | 1     | 1     | 1   | 1    | 1    | 1      | 1         | 1       | 1        |          |   |
| Male   | 15     | 5              | 2           | 1           | 1   | 1           | 1           | 1           | 1   | 1           | 1           | 1           | 1   | 1           | 1           | 1           | 1   | 1           | 1           | 1           | 1   | 1       | 1        | 1     | 1     | 1   | 1    | 1    | 1      | 1         | 1       | 1        |          |   |
| Female   | 6      | 1              | 1           | 1           | 1   | 1           | 1           | 1           | 1   | 1           | 1           | 1           | 1   | 1           | 1           | 1           | 1   | 1           | 1           | 1           | 1   | 1       | 1        | 1     | 1     | 1   | 1    | 1    | 1      | 1         | 1       | 1        |          |   |
| Total  | 768    | 152            | 77          | 28          | 21  | 22          | 127         | 110         | 63  | 3           | 11          | 77          | 16  | 49          | 84          | 56          | 72  | 87          | 80          | 48          | 49  | 48      | 48       | 57    | 72    | 87  | 84   | 64   | 60     | 46        |         |          |          |   |
| Male   | 586    | 99             | 58          | 27          | 17  | 20          | 104         | 91          | 48  | 2           | 6           | 32          | 5   | 11          | 16          | 16          | 44  | 69          | 63          | 17          | 18  | 17      | 17       | 44    | 57    | 69  | 66   | 49   | 40     | 32        |         |          |          |   |
| Female   | 182    | 53             | 7           | 3           | 4   | 2           | 23          | 19          | 15  | 1           | 5           | 45          | 3   | 11          | 4           | 7           | 12  | 15          | 18          | 17          | 15  | 15      | 15       | 13    | 15    | 18  | 18   | 15   | 20     | 14        |         |          |          |   |
| Total  | 768    | 152            | 77          | 28          | 21  | 22          | 127         | 110         | 63  | 3           | 11          | 77          | 16  | 49          | 84          | 56          | 72  | 87          | 80          | 48          | 49  | 48      | 48       | 57    | 72    | 87  | 84   | 64   | 60     | 46        |         |          |          |   |
| Male   | 586    | 99             | 58          | 27          | 17  | 20          | 104         | 91          | 48  | 2           | 6           | 32          | 5   | 11          | 16          | 16          | 44  | 69          | 63          | 17          | 18  | 17      | 17       | 44    | 57    | 69  | 66   | 49   | 40     | 32        |         |          |          |   |
| Female   | 182    | 53             | 7           | 3           | 4   | 2           | 23          | 19          | 15  | 1           | 5           | 45          | 3   | 11          | 4           | 7           | 12  | 15          | 18          | 17          | 15  | 15      | 15       | 13    | 15    | 18  | 18   | 15   | 20     | 14        |         |          |          |   |
| Total  | 768    | 152            | 77          | 28          | 21  | 22          | 127         | 110         | 63  | 3           | 11          | 77          | 16  | 49          | 84          | 56          | 72  | 87          | 80          | 48          | 49  | 48      | 48       | 57    | 72    | 87  | 84   | 64   | 60     | 46        |         |          |          |   |
| Male   | 586    | 99             | 58          | 27          | 17  | 20          | 104         | 91          | 48  | 2           | 6           | 32          | 5   | 11          | 16          | 16          | 44  | 69          | 63          | 17          | 18  | 17      | 17       | 44    | 57    | 69  | 66   | 49   | 40     | 32        |         |          |          |   |
| Female   | 182    | 53             | 7           | 3           | 4   | 2           | 23          | 19          | 15  | 1           | 5           | 45          | 3   | 11          | 4           | 7           | 12  | 15          | 18          | 17          | 15  | 15      | 15       | 13    | 15    | 18  | 18   | 15   | 20     | 14        |         |          |          |   |

XXVII. ACCIDENTS, POISONINGS AND VIOLENCE (CLASSIFICATION ACCORDING TO NATURE OF INJURY)

|   |     |    |    |    |   |   |   |    |    |    |   |   |   |    |   |    |    |    |    |    |    |    |    |    |    |   |   |   |   |   |
|---|-----|----|----|----|---|---|---|----|----|----|---|---|---|----|---|----|----|----|----|----|----|----|----|----|----|---|---|---|---|---|
| AN138 Fracture of skull .....                 | 120 | 10 | 16 | 15 | 5 | 1 | 8 | 26 | 18 | 7  | 1 | 1 | 3 | 8  | 2 | 19 | 6  | 7  | 5  | 6  | 14 | 11 | 8  | 19 | 8  | 9 | 1 | 8 |   |   |
| Female  | 25  | 10 | 3  | 5  | 2 | 1 | 1 | 2  | 2  | 1  | 1 | 1 | 1 | 5  | 1 | 1  | 1  | 1  | 3  | 4  | 3  | 4  | 5  | 5  | 5  | 1 | 3 | 2 | 4 |   |
| AN139 Fracture of spine and trunk .....       | 34  | 4  | 4  | 1  | 1 | 1 | 1 | 2  | 6  | 2  | 5 | 2 | 1 | 6  | 1 | 1  | 1  | 1  | 2  | 4  | 6  | 2  | 3  | 5  | 3  | 3 | 2 | 4 | 2 |   |
| Female  | 13  | 1  | 1  | 1  | 1 | 1 | 1 | 1  | 2  | 2  | 9 | 3 | 1 | 2  | 1 | 1  | 1  | 1  | 2  | 2  | 2  | 2  | 1  | 1  | 1  | 1 | 2 | 2 | 2 |   |
| AN140 Fracture of limbs .....                 | 28  | 1  | 1  | 1  | 1 | 3 | 3 | 1  | 1  | 1  | 5 | 1 | 1 | 10 | 1 | 6  | 2  | 1  | 9  | 1  | 4  | 3  | 2  | 1  | 1  | 1 | 4 | 4 | 2 |   |
| Female  | 30  | 1  | 1  | 1  | 1 | 3 | 3 | 1  | 1  | 1  | 3 | 1 | 1 | 4  | 1 | 1  | 1  | 1  | 2  | 4  | 3  | 4  | 2  | 1  | 1  | 1 | 4 | 2 | 2 |   |
| AN141 Dislocation without fracture .....      | 1   | 1  | 6  | 5  | 3 | 3 | 4 | 10 | 14 | 6  | 1 | 1 | 1 | 5  | 1 | 1  | 1  | 1  | 12 | 5  | 3  | 9  | 3  | 8  | 8  | 9 | 6 | 1 | 1 |   |
| Female  | 64  | 6  | 6  | 5  | 3 | 3 | 4 | 10 | 14 | 6  | 1 | 1 | 1 | 5  | 1 | 1  | 1  | 1  | 12 | 5  | 3  | 9  | 3  | 8  | 8  | 9 | 6 | 1 | 1 |   |
| AN143 Head injury (excluding .....            | 120 | 18 | 20 | 7  | 7 | 3 | 3 | 31 | 20 | 11 | 3 | 1 | 1 | 3  | 1 | 6  | 10 | 13 | 8  | 16 | 10 | 7  | 21 | 13 | 14 | 5 | 2 | 2 | 1 |   |
| Fracture injury of chest, .....               | 120 | 18 | 20 | 7  | 7 | 3 | 3 | 31 | 20 | 11 | 3 | 1 | 1 | 3  | 1 | 6  | 10 | 13 | 8  | 16 | 10 | 7  | 21 | 13 | 14 | 5 | 2 | 2 | 1 |   |
| abdomen, and pelvis .....                     | 32  | 11 | 1  | 3  | 2 | 1 | 1 | 7  | 4  | 2  | 1 | 1 | 1 | 5  | 1 | 5  | 4  | 3  | 1  | 1  | 2  | 1  | 1  | 1  | 1  | 1 | 1 | 1 | 1 |   |
| AN144 Laceration and open wounds .....        | 10  | 3  | 1  | 3  | 2 | 1 | 1 | 1  | 3  | 1  | 1 | 1 | 1 | 1  | 1 | 1  | 1  | 1  | 1  | 1  | 1  | 1  | 1  | 1  | 1  | 1 | 1 | 1 | 1 |   |
| Female  | 18  | 15 | 1  | 3  | 2 | 1 | 1 | 1  | 3  | 1  | 1 | 1 | 1 | 1  | 1 | 1  | 1  | 1  | 1  | 1  | 1  | 1  | 1  | 1  | 1  | 1 | 1 | 1 | 1 |   |
| AN147 Effects of foreign body .....           | 18  | 15 | 1  | 3  | 2 | 1 | 1 | 1  | 3  | 1  | 1 | 1 | 1 | 1  | 1 | 1  | 1  | 1  | 1  | 1  | 1  | 1  | 1  | 1  | 1  | 1 | 1 | 1 | 1 |   |
| entering through orifice .....                | 6   | 4  | 3  | 1  | 1 | 1 | 1 | 1  | 1  | 1  | 1 | 1 | 1 | 1  | 1 | 1  | 1  | 1  | 1  | 1  | 1  | 1  | 1  | 1  | 1  | 1 | 1 | 1 | 1 |   |
| AN148 Burns .....                             | 29  | 9  | 3  | 1  | 1 | 1 | 1 | 4  | 7  | 1  | 1 | 1 | 1 | 2  | 1 | 3  | 1  | 1  | 3  | 4  | 1  | 3  | 4  | 3  | 1  | 1 | 1 | 3 | 2 | 3 |
| Female  | 13  | 7  | 6  | 12 | 3 | 1 | 1 | 2  | 1  | 1  | 1 | 1 | 1 | 1  | 1 | 1  | 1  | 1  | 1  | 1  | 1  | 1  | 1  | 1  | 1  | 1 | 1 | 1 | 1 | 1 |
| AN149 Effects of poisons .....                | 53  | 2  | 6  | 12 | 3 | 1 | 1 | 8  | 12 | 6  | 2 | 2 | 2 | 2  | 1 | 5  | 4  | 8  | 2  | 4  | 3  | 4  | 3  | 5  | 2  | 2 | 2 | 4 | 2 | 4 |
| Female  | 16  | 1  | 1  | 1  | 1 | 1 | 1 | 2  | 2  | 2  | 2 | 2 | 2 | 2  | 1 | 5  | 4  | 8  | 2  | 4  | 3  | 4  | 3  | 5  | 2  | 2 | 4 | 2 | 4 | 2 |
| AN150 All other and unspecified effects ..... | 105 | 35 | 13 | 10 | 5 | 2 | 2 | 16 | 10 | 3  | 3 | 3 | 3 | 5  | 5 | 5  | 3  | 4  | 3  | 9  | 16 | 31 | 15 | 9  | 9  | 6 | 6 | 6 | 2 | 4 |
| of external causes .....                      | 33  | 17 | 2  | 10 | 5 | 2 | 1 | 5  | 3  | 3  | 3 | 3 | 3 | 3  | 3 | 3  | 4  | 3  | 4  | 9  | 16 | 31 | 15 | 9  | 9  | 6 | 6 | 2 | 4 |   |
| Female  | 33  | 17 | 2  | 10 | 5 | 2 | 1 | 5  | 3  | 3  | 3 | 3 | 3 | 3  | 3 | 3  | 4  | 3  | 4  | 9  | 16 | 31 | 15 | 9  | 9  | 6 | 6 | 2 | 4 |   |

## BUREAU OF VITAL STATISTICS

TABLE 12: INFANT DEATHS AND HOSPITAL INFANT DEATHS BY OCCURRENCE AND RESIDENCE FOR CENSUS DIVISIONS, ALBERTA, 1955

| CENSUS DIVISIONS      | Total Infant Deaths |                    |                                   |                                    | Infant Deaths in Hospitals |                    |                                   |                                    |
|-----------------------|---------------------|--------------------|-----------------------------------|------------------------------------|----------------------------|--------------------|-----------------------------------|------------------------------------|
|                       | Total by Occurrence | Total by Residence | By Occurrence Residence Elsewhere | By Residence, Occurrence Elsewhere | Total by Occurrence        | Total by Residence | By Occurrence Residence Elsewhere | By Residence, Occurrence Elsewhere |
| <b>ALBERTA</b> .....  | <b>887</b>          | <b>888</b>         | <b>11</b>                         | <b>12</b>                          | <b>687</b>                 | <b>686</b>         | <b>11</b>                         | <b>10</b>                          |
| Division No. 1 .....  | 24                  | 28                 | 5                                 | 9                                  | 17                         | 22                 | 3                                 | 8                                  |
| Division No. 2 .....  | 77                  | 77                 | 6                                 | 6                                  | 65                         | 63                 | 5                                 | 3                                  |
| Division No. 3 .....  | 8                   | 13                 | 2                                 | 7                                  | 7                          | 11                 | 1                                 | 5                                  |
| Division No. 4 .....  | 16                  | 25                 | 3                                 | 12                                 | 8                          | 18                 | 1                                 | 11                                 |
| Division No. 5 .....  | 12                  | 14                 | 3                                 | 5                                  | 9                          | 12                 | 2                                 | 5                                  |
| Division No. 6 .....  | 195                 | 179                | 24                                | 8                                  | 165                        | 149                | 22                                | 6                                  |
| Division No. 7 .....  | 30                  | 30                 | 5                                 | 5                                  | 23                         | 23                 | 5                                 | 5                                  |
| Division No. 8 .....  | 62                  | 67                 | 8                                 | 13                                 | 48                         | 51                 | 8                                 | 11                                 |
| Division No. 9 .....  | 11                  | 17                 | 1                                 | 7                                  | 7                          | 13                 | 1                                 | 7                                  |
| Division No. 10 ..... | 23                  | 33                 | ...                               | 10                                 | 13                         | 22                 | ...                               | 9                                  |
| Division No. 11 ..... | 251                 | 215                | 41                                | 5                                  | 230                        | 196                | 38                                | 4                                  |
| Division No. 12 ..... | 9                   | 12                 | 1                                 | 4                                  | 5                          | 9                  | ...                               | 4                                  |
| Division No. 13 ..... | 40                  | 42                 | 2                                 | 4                                  | 26                         | 27                 | 2                                 | 3                                  |
| Division No. 14 ..... | 37                  | 42                 | 4                                 | 9                                  | 26                         | 30                 | 3                                 | 7                                  |
| Division No. 15 ..... | 36                  | 41                 | 2                                 | 7                                  | 16                         | 20                 | 1                                 | 5                                  |
| Division No. 16 ..... | 36                  | 33                 | 5                                 | 2                                  | 17                         | 14                 | 4                                 | 1                                  |
| Division No. 17 ..... | 20                  | 20                 | 1                                 | 1                                  | 5                          | 6                  | ...                               | 1                                  |

TABLE 13: INFANT DEATHS AND HOSPITAL INFANT DEATHS BY OCCURRENCE AND RESIDENCE FOR URBAN PLACES OF 1,000 POPULATION AND OVER, ALBERTA, 1955

| CITY, TOWN OR VILLAGE | Total Infant Deaths |                    |   | Infant Deaths in Hospitals |                    |   |    |
|-----------------------|---------------------|--------------------|---|----------------------------|--------------------|---|----|
|                       | Total by Occurrence | Total by Residence | By Occurrence<br>Residence<br>Elsewhere | Total by Occurrence        | Total by Residence | By Occurrence<br>Residence<br>Elsewhere |    |
| Athabasca             | 7                   | 4                  | 4                                       | 1                          | 7                  | 4                                       | 1  |
| Barrhead              | 2                   | 2                  | 2                                       | 2                          | 2                  | 2                                       | 1  |
| Beverly               | 1                   | 1                  | 1                                       | 1                          | 1                  | 1                                       | 1  |
| Black Diamond         | 1                   | 1                  | 1                                       | 1                          | 1                  | 1                                       | 1  |
| Blairmore             | 1                   | 1                  | 1                                       | 1                          | 1                  | 1                                       | 1  |
| Bonnyville            | 11                  | 3                  | 8                                       | 11                         | 3                  | 8                                       | 1  |
| Bowness               | 1                   | 2                  | 1                                       | 1                          | 1                  | 1                                       | 1  |
| Brooks                | 4                   | 2                  | 3                                       | 1                          | 4                  | 3                                       | 1  |
| Calgary               | 160                 | 129                | 37                                      | 6                          | 144                | 113                                     | 5  |
| Camrose               | 8                   | 6                  | 2                                       | 4                          | 2                  | 2                                       | 1  |
| Cardston              | 7                   | 4                  | 3                                       | 6                          | 3                  | 3                                       | 1  |
| Claresholm            | 4                   | 3                  | 3                                       | 2                          | 4                  | 3                                       | 2  |
| Coleman               | 1                   | 4                  | 3                                       | 1                          | 4                  | 4                                       | 3  |
| Didsbury              | 3                   | 3                  | 3                                       | 3                          | 3                  | 3                                       | 3  |
| Drumheller            | 5                   | 1                  | 4                                       | 5                          | 1                  | 4                                       | 1  |
| Edmonton              | 239                 | 165                | 76                                      | 2                          | 228                | 154                                     | 2  |
| Edson                 | 5                   | 3                  | 3                                       | 1                          | 5                  | 3                                       | 1  |
| Forest Lawn           | 2                   | 2                  | 2                                       | 2                          | 2                  | 2                                       | 2  |
| Fort Saskatchewan     | 3                   | 3                  | 3                                       | 3                          | 3                  | 3                                       | 3  |
| Grande Prairie        | 17                  | 5                  | 12                                      | 8                          | 1                  | 7                                       | 1  |
| Hanna                 | 4                   | 2                  | 3                                       | 1                          | 4                  | 3                                       | 1  |
| High Prairie          | 12                  | 4                  | 8                                       | 10                         | 2                  | 8                                       | 1  |
| High River            | 6                   | 1                  | 6                                       | 7                          | 1                  | 6                                       | 1  |
| Innisfail             | 6                   | 2                  | 4                                       | 4                          | 4                  | 4                                       | 1  |
| Jasper Place          | 1                   | 12                 | 11                                      | 11                         | 11                 | 11                                      | 11 |
| Lacombe               | 5                   | 3                  | 3                                       | 1                          | 5                  | 3                                       | 1  |
| Leduc                 | 4                   | 4                  | 4                                       | 4                          | 4                  | 4                                       | 4  |
| Lethbridge            | 29                  | 24                 | 6                                       | 1                          | 28                 | 22                                      | 6  |
| Lloydminster          | 2                   | 2                  | 2                                       | 2                          | 2                  | 2                                       | 2  |
| Macleod               | 3                   | 2                  | 1                                       | 2                          | 2                  | 2                                       | 1  |
| Magrath               | 3                   | 1                  | 2                                       | 1                          | 1                  | 1                                       | 1  |
| McLennan              | 6                   | 2                  | 4                                       | 4                          | 2                  | 2                                       | 1  |
| Medicine Hat          | 14                  | 12                 | 4                                       | 2                          | 13                 | 11                                      | 2  |
| Olds                  | 2                   | 2                  | 2                                       | 2                          | 2                  | 2                                       | 2  |
| Peace River           | 4                   | 3                  | 1                                       | 2                          | 2                  | 2                                       | 1  |
| Pincher Creek         | 3                   | 3                  | 3                                       | 2                          | 2                  | 2                                       | 1  |
| Ponoka                | 7                   | 6                  | 2                                       | 1                          | 5                  | 4                                       | 1  |
| Raymond               | 4                   | 4                  | 1                                       | 1                          | 4                  | 4                                       | 1  |
| Redcliff              | 4                   | 1                  | 1                                       | 1                          | 1                  | 1                                       | 1  |
| Red Deer              | 12                  | 8                  | 5                                       | 1                          | 12                 | 8                                       | 1  |
| Redwater              | 2                   | 2                  | 2                                       | 2                          | 1                  | 1                                       | 1  |
| Rocky Mountain House  | 1                   | 1                  | 1                                       | 1                          | 1                  | 1                                       | 1  |
| St. Albert            | 1                   | 1                  | 1                                       | 1                          | 1                  | 1                                       | 1  |
| St. Paul              | 11                  | 4                  | 8                                       | 1                          | 8                  | 3                                       | 1  |
| Stettler              | 4                   | 1                  | 3                                       | 4                          | 1                  | 3                                       | 1  |
| Taber                 | 9                   | 6                  | 4                                       | 1                          | 4                  | 3                                       | 1  |
| Three Hills           | 1                   | 1                  | 1                                       | 1                          | 1                  | 1                                       | 1  |
| Vegreville            | 3                   | 3                  | 3                                       | 3                          | 3                  | 3                                       | 3  |
| Vermilion             | 8                   | 7                  | 2                                       | 1                          | 5                  | 4                                       | 1  |
| Vulcan                | 1                   | 1                  | 1                                       | 1                          | 1                  | 1                                       | 1  |
| Wainwright            | 6                   | 4                  | 2                                       | 5                          | 3                  | 2                                       | 1  |
| Westlock              | 6                   | 3                  | 3                                       | 6                          | 3                  | 3                                       | 3  |
| Wetaskwin             | 8                   | 4                  | 5                                       | 1                          | 8                  | 4                                       | 1  |











TABLE 16: DEATHS AT ALL AGES ACCORDING TO THE INTER NATIONAL ABBREVIATED LIST OF 50 CAUSES, CANADA, 1955

| Abbrev. | Int. List No.   | CAUSE OF DEATH |  | Canada  | Nfld. | P.E.I. | N.S.  | N.B.  | Que.  | Ont.  | Man.  | Sask. | Alta. | B.C.  |
|---------|---|----------------|--|---------|-------|--------|-------|-------|-------|-------|-------|-------|-------|-------|
|         |   | Detailed List  |  |         |       |        |       |       |       |       |       |       |       |       |
| B 1     | 001-008   |                | Tuberculosis of respiratory system                       | 1205    | 70    | 5      | 40    | 38    | 521   | 226   | 62    | 46    | 64    | 133   |
| B 2     | 010-019   |                | Tuberculosis, other forms                                | 177     | 12    | 1      | 8     | 5     | 87    | 16    | 10    | 13    | 17    | 10    |
| B 3     | 020-029   |                | Syphilis and its sequelae                                | 187     | 5     | .....  | 6     | ..... | 63    | 50    | 14    | 7     | 14    | 15    |
| B 4     | 040   |                | Typhoid fever  | 10      | ..... | .....  | ..... | ..... | 6     | 1     | ..... | ..... | 2     | ..... |
| B 5     | 043   |                | Cholera  | 18      | ..... | .....  | ..... | 3     | 2     | 8     | ..... | ..... | 1     | 4     |
| B 6     | 045-048   |                | Dysentery, all forms                                     | 26      | 1     | .....  | ..... | 2     | 12    | 8     | ..... | ..... | 4     | 1     |
| B 7     | 050-051   |                | Scarlet fever and streptococcal sore throat              | 15      | 1     | .....  | ..... | 2     | 8     | 8     | ..... | ..... | 1     | 3     |
| B 8     | 055   |                | Diphtheria   | 136     | 38    | 2      | 3     | 14    | 43    | 19    | 10    | 3     | 1     | 6     |
| B 9     | 056   |                | Whooping cough   | 80      | 6     | 1      | 1     | 6     | 32    | 17    | 3     | 6     | 2     | 6     |
| B 10    | 057   |                | Meningococcal infections                                 | 36      | ..... | .....  | ..... | 1     | 13    | 6     | 1     | 5     | 4     | 5     |
| B 11    | 058   |                | Flague   | .....   | ..... | .....  | ..... | ..... | ..... | ..... | ..... | ..... | ..... | ..... |
| B 12    | 080   |                | Acute poliomyelitis                                      | 167     | 47    | 2      | 5     | 10    | 43    | 21    | 4     | 6     | 24    | 5     |
| B 13    | 084   |                | Measles  | 1       | ..... | .....  | ..... | ..... | ..... | ..... | ..... | ..... | ..... | ..... |
| B 14    | 100-108   |                | Typhus and other rickettsial diseases                    | .....   | ..... | .....  | ..... | ..... | ..... | ..... | ..... | ..... | ..... | ..... |
| B 15    | 110-117   |                | Malaria  | .....   | ..... | .....  | ..... | ..... | ..... | ..... | ..... | ..... | ..... | ..... |
| B 16    | 030-039, 041, 042, 044, 049, 052, 054, 059-074, 081-083, 086-089, 120-138 |                | All other diseases classified as infective and parasitic | 385     | 18    | 2      | 16    | 11    | 126   | 122   | 19    | 19    | 23    | 29    |
| B 18    | All malignant neoplasms   |                |  | 20297   | 428   | 138    | 951   | 666   | 5493  | 7102  | 1100  | 1055  | 1296  | 2098  |
| B 19    | Hodgkin's disease   |                |  | 195     | 22    | .....  | 8     | 5     | 34    | 83    | 7     | 13    | 4     | 29    |
| B 20    | Leukaemia and aileukaemia   |                |  | 839     | 24    | 8      | 42    | 21    | 116   | 256   | 41    | 65    | 9     | 171   |
| B 21    | Benign and unspecified neoplasms  |                |  | 1715    | 13    | 3      | 13    | 43    | 584   | 560   | 80    | 72    | 123   | 153   |
| B 22    | Diabetes mellitus   |                |  | 324     | 19    | 6      | 14    | 11    | 122   | 99    | 17    | 18    | 10    | 25    |
| B 23    | Arterias  |                |  | 14, 145 | 404   | 128    | 794   | 459   | 2493  | 5960  | 827   | 676   | 856   | 1348  |
| B 24    | Vascular lesions affecting central nervous system                         |                |  | 257     | 7     | 1      | 12    | 13    | 118   | 146   | 13    | 10    | 19    | 18    |
| B 25    | Nonmeningococcal meningitis   |                |  | 151     | 3     | .....  | 3     | 6     | 7     | 39    | 4     | 1     | 13    | 4     |
| B 26    | Chronic rheumatic heart disease   |                |  | 1453    | 39    | 5      | 55    | 35    | 405   | 501   | 64    | 78    | 107   | 164   |
| B 27    | Arteriosclerotic and degenerative heart disease                           |                |  | 35492   | 386   | 235    | 1556  | 1125  | 7414  | 14781 | 2015  | 1826  | 1959  | 4195  |
| B 28    | Other diseases of heart   |                |  | 1919    | 101   | 10     | 108   | 74    | 599   | 464   | 113   | 114   | 161   | 175   |
| B 29    | Hypertension with heart disease   |                |  | 4053    | 67    | 31     | 261   | 173   | 1342  | 1305  | 158   | 174   | 180   | 362   |
| B 30    | Hypertension without mention of heart                                     |                |  | 1036    | 44    | 9      | 52    | 29    | 382   | 262   | 49    | 61    | 72    | 76    |
| B 31    | Influenza   |                |  | 787     | 46    | 13     | 74    | 21    | 303   | 125   | 29    | 69    | 44    | 63    |
| B 31    | Pneumonia   |                |  | 4731    | 148   | 39     | 205   | 220   | 1081  | 1543  | 321   | 329   | 326   | 519   |

|      |             |  |        |      |     |      |      |       |       |      |      |      |       |
|------|-------------|--|--------|------|-----|------|------|-------|-------|------|------|------|-------|
| B32  | 500-502     | Bronchitis   | 545    | 18   | 7   | 31   | 16   | 120   | 171   | 32   | 33   | 49   | 68    |
| B33  | 540-541     | Ulcer of stomach and duodenum  | 727    | 11   | 6   | 24   | 20   | 161   | 280   | 35   | 45   | 43   | 102   |
| B34  | 550-553     | Appendicitis   | 213    | 5    | ... | 10   | 6    | 80    | 68    | 7    | 19   | 9    | 9     |
| B35  | 560-561,570 | Intestinal obstruction and hernia  | 820    | 16   | 7   | 30   | 29   | 239   | 278   | 61   | 48   | 43   | 69    |
| B36  | 543-571,572 | Gastritis, duodenitis, enteritis, and colitis, except diarrhoea of the newborn | 962    | 15   | 3   | 34   | 40   | 381   | 252   | 65   | 52   | 57   | 63    |
| B37  | 581         | Cirrhosis of liver   | 566    | 11   | ... | 24   | 14   | 234   | 222   | 34   | 23   | 47   | 75    |
| B38  | 590-594     | Nephritis and nephrosis  | 280    | 30   | 15  | 92   | 71   | 1264  | 476   | 77   | 59   | 62   | 107   |
| B39  | 640-652,661 | Hyperplasia of prostate  | 850    | 11   | 9   | 27   | 26   | 163   | 219   | 20   | 55   | 41   | 79    |
| B40  | 670-699     | Complications of pregnancy, childbirth and the puerperium                      | 335    | 29   | 2   | 13   | 20   | 133   | 81    | 15   | 11   | 15   | 16    |
| B41  | 750-759     | Congenital malformations   | 2611   | 89   | 17  | 105  | 100  | 881   | 813   | 121  | 127  | 185  | 173   |
| B42  | 760-762     | Birth injuries, postnatal asphyxia and atelectasis                             | 3020   | 62   | 19  | 111  | 92   | 1051  | 997   | 141  | 152  | 200  | 195   |
| B43  | 763-768     | Infections of the newborn  | 656    | 27   | 2   | 34   | 37   | 316   | 90    | 40   | 28   | 39   | 43    |
| B44  | 769-776     | Other diseases peculiar to early infancy and immaturity unqualified            | 3422   | 141  | 23  | 140  | 159  | 1189  | 989   | 155  | 181  | 228  | 217   |
| B45  | 780-795     | Senility without mention of psychosis, ill-defined and unknown causes          | 1835   | 367  | 19  | 107  | 146  | 466   | 273   | 93   | 69   | 181  | 114   |
| B46  | Residual    | All other diseases   | 10068  | 238  | 76  | 481  | 312  | 2995  | 3154  | 540  | 582  | 671  | 1019  |
| BE47 | E810-E835   | Motor vehicle accidents  | 3037   | 46   | 18  | 127  | 137  | 904   | 1129  | 108  | 121  | 222  | 225   |
|      | (E810-E825) | Traffic accidents  | 2848   | 43   | 17  | 120  | 133  | 898   | 1084  | 104  | 115  | 215  | 219   |
|      | (E830-E835) | Non-traffic accidents  | 89     | 3    | 1   | 7    | 4    | 6     | 45    | 4    | 6    | 7    | 6     |
| BE48 | E800-E802   | All other accidents  | 5771   | 168  | 32  | 253  | 192  | 1460  | 1991  | 294  | 315  | 429  | 637   |
| BE49 | E840-E962   | Suicide and self-inflicted injury  | 1103   | 6    | 6   | 36   | 23   | 199   | 413   | 77   | 91   | 96   | 156   |
| BE50 | E964-E965   | Homicide and operations of war   | 168    | ...  | 2   | 3    | 7    | 36    | 59    | 9    | 10   | 21   | 21    |
|      | E980-E999   | All causes   | 128154 | 3206 | 901 | 5940 | 4435 | 33952 | 45434 | 6853 | 6661 | 7956 | 12816 |

TABLE 17: DEATH RATES PER 100,000 POPULATION AT ALL AGES ACCORDING TO THE INTERNATIONAL ABBREVIATED LIST OF 50 CAUSES, BY PROVINCES — 1955

| Abbrev. | Int. List No.  | CAUSE OF DEATH |       |        |       |       |       |       |       |       |         | B.C.  |
|---------|--|----------------|-------|--------|-------|-------|-------|-------|-------|-------|---------|-------|
|         |  | Canada         | Nfld. | P.E.I. | N.S.  | N.B.  | Que.  | Ont.  | Man.  | Sask. | Alberta |       |
| B 1     | 001-008  | 7.7            | 17.0  | 4.6    | 5.9   | 6.8   | 11.5  | 4.4   | 7.3   | 5.2   | 6.0     | 10.2  |
| B 2     | 010-019  | 1.1            | 2.9   | 0.9    | 1.2   | 2.0   | 1.4   | 0.3   | 1.2   | 1.2   | 1.6     | 0.8   |
| B 3     | 020-029  | 0.2            | 1.2   | .....  | 0.9   | ..... | 1.4   | 1.0   | 1.6   | 0.8   | 1.3     | 1.1   |
| B 4     | 040  | 0.1            | ..... | .....  | ..... | ..... | 0.1   | (1)   | ..... | 0.1   | 0.2     | ..... |
| B 5     | 043  | .....          | ..... | .....  | ..... | ..... | ..... | ..... | ..... | ..... | .....   | ..... |
| B 6     | 045-053  | 0.1            | ..... | .....  | ..... | 0.5   | (1)   | 0.2   | ..... | ..... | 0.1     | 0.3   |
| B 7     | 050-055  | 0.2            | 0.2   | .....  | ..... | ..... | 0.3   | 0.2   | ..... | ..... | 0.4     | 0.1   |
| B 8     | 056  | 0.1            | 0.2   | .....  | ..... | 0.4   | 0.2   | ..... | ..... | 0.3   | 0.1     | ..... |
| B 9     | 057  | 0.9            | 9.2   | 1.9    | 0.4   | 2.5   | 1.0   | 0.4   | 1.2   | 0.3   | 0.1     | 0.2   |
| B 10    | 058  | 0.5            | 1.5   | 0.9    | 0.1   | 1.1   | 0.7   | 0.3   | 0.4   | 0.7   | 0.2     | 0.5   |
| B 11    | 058  | .....          | ..... | .....  | 0.1   | 0.2   | 0.3   | 0.1   | 0.1   | 0.1   | 0.6     | 0.4   |
| B 12    | 080  | 0.2            | ..... | .....  | ..... | ..... | ..... | ..... | ..... | ..... | .....   | ..... |
| B 13    | 084  | .....          | ..... | .....  | ..... | ..... | ..... | ..... | ..... | ..... | .....   | ..... |
| B 14    | 085  | 1.1            | 11.4  | 1.9    | 0.7   | 1.8   | 1.0   | 0.4   | 0.5   | ..... | 2.3     | 0.4   |
| B 15    | 100-108  | (1)            | ..... | .....  | ..... | ..... | ..... | ..... | ..... | ..... | .....   | 0.1   |
| B 16    | 110-117  | .....          | ..... | .....  | ..... | ..... | ..... | ..... | ..... | ..... | .....   | ..... |
| B 17    | 030-039,041,042,<br>044,049,052,<br>054,058,074,<br>081-083,086-096,<br>120-125<br>140-155 | 2.5            | 4.4   | 1.9    | 2.3   | 2.0   | 2.8   | 2.4   | 2.2   | 2.1   | 2.2     | 2.2   |
| B 18    | 210-239  | 130.3          | 103.9 | 127.8  | 139.2 | 119.4 | 121.5 | 137.0 | 129.6 | 118.7 | 118.8   | 160.8 |
| B 19    | 240  | 1.3            | 0.5   | .....  | 1.2   | 0.9   | 0.8   | 1.6   | 0.8   | 1.5   | 1.3     | 2.2   |
| B 20    | 204  | 5.4            | 5.8   | 7.4    | 6.1   | 4.3   | 4.4   | 5.3   | 4.7   | 7.1   | 5.9     | 7.7   |
| B 21    | 250-253  | 2.3            | 3.6   | 2.8    | 1.9   | 2.2   | 2.5   | 2.4   | 1.9   | 1.9   | 2.5     | 1.7   |
| B 22    | 260  | 11.0           | 4.4   | 2.8    | 11.6  | 7.7   | 12.9  | 10.8  | 9.4   | 8.1   | 11.5    | 11.7  |
| B 23    | 330-334  | 2.1            | 2.9   | 5.6    | 2.0   | 2.0   | 2.7   | 1.9   | 2.0   | 2.0   | 0.9     | 1.9   |
| B 24    | 340  | 90.8           | 98.1  | 118.5  | 116.3 | 82.3  | 59.6  | 115.0 | 97.4  | 76.0  | 80.3    | 103.3 |
| B 25    | 400-402  | 1.7            | 1.7   | 0.9    | 1.8   | 2.3   | 2.6   | 0.9   | 1.5   | 1.1   | 1.8     | 1.4   |
| B 26    | 410-416  | 9.3            | 0.7   | .....  | 4.6   | 8.1   | 6.3   | 9.0   | 9.7   | 8.8   | 10.0    | 12.6  |
| B 27    | 420-422  | 227.9          | 93.7  | 217.6  | 227.8 | 201.6 | 164.0 | 285.2 | 237.3 | 205.4 | 183.8   | 312.6 |
| B 28    | 430-434  | 12.3           | 24.5  | 28.7   | 33.6  | 33.3  | 28.7  | 29.9  | 18.6  | 12.8  | 16.9    | 17.7  |
| B 29    | 440-443  | 26.0           | 16.7  | 28.3   | 32.2  | 31.0  | 25.0  | 25.9  | 15.8  | 16.9  | 16.8    | 17.7  |
| B 30    | 444-447  | 6.1            | 11.2  | 12.0   | 10.8  | 3.8   | 6.7   | 2.4   | 3.4   | 7.8   | 4.1     | 4.8   |
| B 31    | 480-483  | 30.4           | 35.9  | 36.1   | 30.0  | 39.4  | 23.9  | 29.8  | 37.8  | 37.0  | 30.6    | 39.8  |
| B 32    | 500-509  | 3.5            | 4.4   | 6.5    | 4.5   | 2.9   | 2.7   | 3.3   | 3.8   | 3.7   | 4.6     | 5.2   |
| B 33    | 540-541  | 4.7            | 2.7   | 5.6    | 3.5   | 3.6   | 3.6   | 3.6   | 4.1   | 5.1   | 4.0     | 7.8   |
| B 34    | 550-553  | 1.4            | 1.2   | .....  | 1.5   | 1.1   | 1.8   | 1.3   | 0.8   | 2.1   | 1.3     | 0.7   |

|      |   |   |       |       |       |       |       |       |       |       |       |       |       |
|------|---|---|-------|-------|-------|-------|-------|-------|-------|-------|-------|-------|-------|
| B35  | 560-561,570                               | Intestinal obstruction and hernia   | 5.3   | 3.9   | 6.5   | 4.4   | 5.2   | 5.3   | 5.4   | 7.2   | 5.4   | 4.0   | 5.3   |
| B36  | 543,571,572                               | Gastritis, duodenitis, enteritis and colitis, except diarrhoea of the newborn | 6.2   | 3.6   | 2.8   | 5.0   | 7.2   | 8.4   | 4.9   | 7.7   | 5.8   | 5.3   | 4.8   |
| B37  | 581                                       | Cirrhosis of liver  | 4.9   | 2.7   | 3.7   | 3.5   | 2.5   | 5.2   | 5.6   | 4.0   | 2.6   | 4.2   | 5.7   |
| B38  | 590-594                                   | Nephritis and nephrosis   | 14.6  | 7.3   | 13.9  | 13.6  | 12.7  | 28.0  | 9.2   | 9.1   | 10.0  | 5.8   | 7.7   |
| B39  | 610                                       | Hyperplasia of prostate   | 4.2   | 2.7   | 8.3   | 4.0   | 4.7   | 3.6   | 4.2   | 2.4   | 6.2   | 3.3   | 6.1   |
| B40  | 640-652,660,<br>670-689                   | Complications of pregnancy, childbirth and the puerperium                     | 2.2   | 7.0   | 1.9   | 1.9   | 3.6   | 2.9   | 1.6   | 1.8   | 1.2   | 1.4   | 1.2   |
| B41  | 750-759                                   | Congenital malformations  | 16.8  | 21.6  | 15.7  | 15.4  | 17.9  | 19.5  | 15.7  | 14.3  | 14.3  | 17.4  | 13.3  |
| B42  | 760-762                                   | Birth injuries, postnatal asphyxia and atelectasis                            | 19.4  | 15.6  | 17.6  | 8.0   | 16.5  | 23.3  | 19.2  | 16.6  | 17.1  | 18.8  | 14.9  |
| B43  | 763-768                                   | Infections of the newborn   | 4.2   | 6.6   | 1.9   | 6.0   | 6.6   | 7.0   | 1.7   | 4.7   | 3.1   | 3.7   | 3.3   |
| B44  | 769-776                                   | Other diseases peculiar to early infancy and immaturity unqualified           | 22.0  | 34.2  | 21.3  | 20.5  | 28.5  | 26.3  | 19.1  | 18.3  | 20.4  | 21.4  | 16.6  |
| B45  | 784-795                                   | Senility without mention of psychosis, ill-defined and unknown causes         | 11.8  | 89.1  | 17.6  | 15.7  | 26.2  | 10.3  | 5.3   | 11.0  | 7.8   | 17.0  | 8.7   |
| B46  | 800-835                                   | Other diseases  | 64.7  | 57.8  | 70.4  | 70.4  | 55.9  | 66.3  | 60.9  | 63.6  | 65.5  | 62.9  | 78.1  |
| BE47 | E810-E825<br>(E830-E835)                  | Motor vehicle accidents   | 19.5  | 11.2  | 16.7  | 18.6  | 24.6  | 20.0  | 21.8  | 12.7  | 13.6  | 20.8  | 17.2  |
|      | E800-E802<br>E840-E962                    | Traffic accidents   | 18.9  | 10.4  | 15.7  | 17.6  | 23.8  | 19.9  | 20.9  | 12.2  | 12.9  | 20.2  | 16.8  |
|      | E963-E970-E979<br>E984-E985,<br>E980-E999 | Non-traffic accidents   | 0.6   | 0.7   | 0.9   | 1.0   | 0.7   | 0.1   | 0.9   | 0.5   | 0.7   | 0.7   | 0.5   |
| BE48 |   | All other accidents   | 37.1  | 40.8  | 29.6  | 37.0  | 34.4  | 32.3  | 38.4  | 34.6  | 35.4  | 40.2  | 48.8  |
| BE49 |   | Self and self-inflicted injury  | 7.1   | 1.5   | 5.6   | 5.3   | 4.1   | 4.4   | 8.0   | 9.1   | 10.2  | 9.0   | 12.0  |
| BE50 |   | Homicide and operations of war  | 1.1   | ....  | 1.9   | 0.4   | 1.3   | 0.8   | 1.1   | 1.1   | 1.1   | 2.0   | 1.6   |
|      |   | All causes  | 822.9 | 778.2 | 834.3 | 869.7 | 794.8 | 751.2 | 876.6 | 807.2 | 749.3 | 746.3 | 982.1 |

(1) Less than 0.1 per 100,000 population.

BUREAU OF VITAL STATISTICS

TABLE 18: CERTAIN CAUSES OF DEATH, BY NUMBERS AND RATES FOR EACH YEAR OF THE LAST DECENNIAL PERIOD

| CAUSE OF DEATH                            | 1955             |                             | 1954             |                             | 1953             |                             | 1952             |                             | 1951             |                             | 1950             |                             | 1949             |                             | 1948             |                             | 1947             |                             | 1946             |                             |
|---|------------------|-----------------------------|------------------|-----------------------------|------------------|-----------------------------|------------------|-----------------------------|------------------|-----------------------------|------------------|-----------------------------|------------------|-----------------------------|------------------|-----------------------------|------------------|-----------------------------|------------------|-----------------------------|
|   | Number of Deaths | Rate per 100,000 population | Number of Deaths | Rate per 100,000 population | Number of Deaths | Rate per 100,000 population | Number of Deaths | Rate per 100,000 population | Number of Deaths | Rate per 100,000 population | Number of Deaths | Rate per 100,000 population | Number of Deaths | Rate per 100,000 population | Number of Deaths | Rate per 100,000 population | Number of Deaths | Rate per 100,000 population | Number of Deaths | Rate per 100,000 population |
| Diseases of the Heart                     | 2420             | 227                         | 2345             | 225                         | 2274             | 227                         | 2247             | 231                         | 2113             | 224                         | 2046             | 228                         | 2033             | 233                         | 1896             | 224                         | 1756             | 213                         | 1721             | 214                         |
| Cancer                                    | 1284             | 116                         | 1164             | 112                         | 1129             | 112                         | 1072             | 110                         | 1065             | 113                         | 997              | 110                         | 957              | 109                         | 975              | 115                         | 878              | 107                         | 860              | 107                         |
| Diseases of the Arteries                  | 173              | 16                          | 155              | 14                          | 148              | 14                          | 136              | 14                          | 129              | 13                          | 133              | 14                          | 128              | 14                          | 128              | 14                          | 117              | 14                          | 102              | 12                          |
| Violent Deaths (Suicides Excepted)        | 672              | 63                          | 623              | 59                          | 667              | 66                          | 589              | 60                          | 568              | 60                          | 573              | 64                          | 596              | 68                          | 593              | 70                          | 484              | 59                          | 456              | 56                          |
| Pneumonia (All Forms)                     | 326              | 30                          | 253              | 24                          | 324              | 32                          | 288              | 30                          | 341              | 36                          | 275              | 30                          | 376              | 43                          | 362              | 42                          | 374              | 45                          | 362              | 45                          |
| Pulmonary Tuberculosis                    | 64               | 6                           | 45               | 4                           | 51               | 5                           | 91               | 9                           | 119              | 12                          | 137              | 15                          | 155              | 17                          | 200              | 23                          | 215              | 26                          | 233              | 29                          |
| Influenza                                 | 44               | 4                           | 14               | 1                           | 33               | 3                           | 47               | 4                           | 114              | 12                          | 26               | 2                           | 41               | 4                           | 36               | 4                           | 72               | 8                           | 89               | 11                          |
| Nephritis                                 | 62               | 6                           | 79               | 7                           | 108              | 10                          | 74               | 7                           | 88               | 9                           | 90               | 10                          | 217              | 24                          | 219              | 25                          | 197              | 24                          | 215              | 26                          |
| Appendicitis                              | 9                | 9                           | 12               | 1                           | 15               | 1                           | 15               | 1                           | 18               | 1                           | 22               | 2                           | 23               | 2                           | 34               | 4                           | 36               | 4                           | 46               | 5                           |
| Suicides                                  | 96               | 9                           | 83               | 8                           | 72               | 7                           | 94               | 9                           | 86               | 9                           | 82               | 9                           | 80               | 9                           | 84               | 9                           | 67               | 8                           | 100              | 12                          |
| Cerebral Haemorrhage                      | 856              | 80                          | 842              | 81                          | 851              | 84                          | 727              | 74                          | 756              | 80                          | 693              | 77                          | 666              | 76                          | 568              | 67                          | 523              | 63                          | 503              | 62                          |
| Diabetes Mellitus                         | 123              | 11                          | 112              | 10                          | 99               | 9                           | 104              | 10                          | 89               | 9                           | 91               | 10                          | 156              | 17                          | 134              | 15                          | 119              | 14                          | 119              | 14                          |
| Diarrhoea and Enteritis                   | 54               | 5                           | 69               | 6                           | 47               | 4                           | 77               | 7                           | 60               | 6                           | 63               | 7                           | 63               | 7                           | 93               | 10                          | 106              | 13                          | 128              | 15                          |
| Puerperal Causes                          | 15               | 1                           | 11               | 1                           | 21               | 2                           | 15               | 1                           | 15               | 1                           | 19               | 2                           | 2                | 2                           | 29               | 3                           | 22               | 3                           | 32               | 4                           |
| Whooping Cough                            | 1                | 1                           | 7                | 1                           | 12               | 1                           | 8                | 1                           | 11               | 1                           | 3                | 5                           | 5                | 5                           | 11               | 1                           | 9                | 1                           | 19               | 2                           |
| Scarlet Fever                             | 1                | 1                           | 5                | 1                           | 5                | 1                           | 2                | 1                           | 6                | 1                           | 1                | 1                           | 1                | 1                           | 10               | 1                           | 7                | 1                           | 7                | 1                           |
| Dysentery                                 | 1                | 1                           | 2                | 1                           | 1                | 1                           | 1                | 1                           | 1                | 1                           | 1                | 1                           | 1                | 1                           | 1                | 1                           | 1                | 1                           | 1                | 1                           |
| Typhoid and Paratyphoid                   | 2                | 2                           | 2                | 2                           | 1                | 1                           | 7                | 7                           | 12               | 1                           | 11               | 12                          | 12               | 1                           | 7                | 3                           | 21               | 3                           | 8                | 8                           |
| Measles                                   | 24               | 2                           | 6                | 2                           | 108              | 10                          | 79               | 8                           | 12               | 2                           | 8                | 9                           | 9                | 7                           | 28               | 3                           | 7                | 3                           | 8                | 8                           |
| Poliomyelitis and Infectious Encephalitis | 8                | 8                           | 28               | 2                           | 108              | 10                          | 79               | 8                           | 12               | 2                           | 8                | 9                           | 9                | 7                           | 28               | 3                           | 7                | 3                           | 8                | 8                           |































## BUREAU OF VITAL STATISTICS

TABLE 23: LIVE BIRTHS OF INDIANS, BY MONTHS, 1955, ALBERTA

|                           | MONTHS |         |          |       |       |     |      |      |        |           |         |          |          |
|---------------------------|--------|---------|----------|-------|-------|-----|------|------|--------|-----------|---------|----------|----------|
|                           | Total  | January | February | March | April | May | June | July | August | September | October | November | December |
| Province of Alberta ..... | 1,450  | 125     | 122      | 127   | 110   | 126 | 122  | 127  | 110    | 134       | 114     | 106      | 127      |

TABLE 24: LIVE BIRTHS OF TREATY INDIANS, BY MONTHS, 1955, ALBERTA

|                           | MONTHS |         |          |       |       |     |      |      |        |           |         |          |          |
|---------------------------|--------|---------|----------|-------|-------|-----|------|------|--------|-----------|---------|----------|----------|
|                           | Total  | January | February | March | April | May | June | July | August | September | October | November | December |
| Province of Alberta ..... | 791    | 67      | 71       | 72    | 54    | 64  | 62   | 72   | 59     | 79        | 59      | 56       | 76       |

TABLE 25: LEGITIMATE AND ILLEGITIMATE BIRTHS OF INDIANS (EXCLUSIVE OF STILLBIRTHS) IN ALBERTA BY PLACE OF RESIDENCE OF MOTHER, 1955

|             | Total Births |      |        | Legitimate |      |        | Illegitimate |      |        |
|-------------|--------------|------|--------|------------|------|--------|--------------|------|--------|
|             | Total        | Male | Female | Total      | Male | Female | Total        | Male | Female |
| Total ..... | 1450         | 768  | 682    | 1,000      | 537  | 463    | 450          | 231  | 219    |

TABLE 26: LEGITIMATE AND ILLEGITIMATE BIRTHS OF TREATY INDIANS (EXCLUSIVE OF STILLBIRTHS) IN ALBERTA BY PLACE OF RESIDENCE OF MOTHER, 1955

|             | Total Births |      |        | Legitimate |      |        | Illegitimate |      |        |
|-------------|--------------|------|--------|------------|------|--------|--------------|------|--------|
|             | Total        | Male | Female | Total      | Male | Female | Total        | Male | Female |
| Total ..... | 791          | 416  | 375    | 532        | 284  | 248    | 259          | 132  | 127    |

TABLE 27: BIRTHS BY PLACE OF OCCURRENCE AND PLACE OF RESIDENCE, 1955

| PLACE OF OCCURRENCE          | PLACE OF RESIDENCE |       |          |       |       |        |        |       |       |       |       |       |          |          |       |
|------------------------------|--------------------|-------|----------|-------|-------|--------|--------|-------|-------|-------|-------|-------|----------|----------|-------|
|                              | Total Occurrence   | Nfld. | P. H. I. | N. S. | N. B. | Que.   | Ont.   | Man.  | Sask. | Alta. | B. C. | Yukon | N. W. T. | U. S. A. | Other |
| Total (residence) .....      | 443672             | 14757 | 2784     | 18967 | 16609 | 133372 | 139554 | 22397 | 24746 | 34357 | 34138 | 518   | 654      | 783      | 36    |
| Newfoundland .....           | 14741              | 14712 | 2        | 2     | 2     | 3      | 4      | 8     | 1     | 1     | 1     | 1     | 1        | 8        | 2     |
| Prince Edward Island .....   | 2765               | 1     | 2746     | 6     | 5     | 3      | 2      | 2     | 1     | 2     | 2     | 1     | 1        | 1        | 1     |
| Nova Scotia .....            | 18980              | 24    | 18       | 18864 | 35    | 10     | 19     | 3     | 1     | 4     | 4     | 1     | 1        | 4        | 1     |
| New Brunswick .....          | 17094              | 6     | 9        | 43    | 16379 | 312    | 16     | 3     | 3     | 3     | 3     | 1     | 1        | 322      | 6     |
| Quebec .....                 | 131933             | 3     | 2        | 8     | 56    | 131595 | 214    | 3     | 3     | 3     | 3     | 1     | 1        | 36       | 6     |
| Ontario .....                | 140827             | 6     | 7        | 28    | 19    | 1304   | 139051 | 55    | 18    | 17    | 16    | 2     | 2        | 283      | 21    |
| Manitoba .....               | 22557              | 1     | 1        | 1     | 2     | 4      | 75     | 22168 | 209   | 13    | 11    | 1     | 1        | 70       | 1     |
| Saskatchewan .....           | 24821              | 1     | 1        | 1     | 1     | 3      | 8      | 93    | 24399 | 282   | 14    | 1     | 1        | 17       | 1     |
| Alberta .....                | 34237              | 1     | 1        | 1     | 1     | 4      | 8      | 17    | 97    | 33986 | 80    | 9     | 24       | 10       | 1     |
| British Columbia .....       | 34077              | 1     | 1        | 6     | 6     | 1      | 1      | 2     | 9     | 39    | 33970 | 6     | 3        | 31       | 3     |
| Yukon .....                  | 512                | 1     | 1        | 1     | 1     | 1      | 1      | 1     | 1     | 5     | 1     | 501   | 621      | 1        | 1     |
| North West Territories ..... | 627                | 1     | 1        | 1     | 1     | 1      | 1      | 1     | 1     | 12    | 29    | 1     | 1        | 1        | 1     |
| United States .....          | 501                | 4     | 1        | 7     | 109   | 132    | 145    | 53    | 9     | 12    | 29    | 1     | 1        | 1        | 1     |

## BUREAU OF VITAL STATISTICS

TABLE 28: LIVE BIRTHS AND LIVE BIRTHS IN HOSPITAL BY OCCURRENCE AND RESIDENCE FOR CENSUS DIVISIONS, ALBERTA, 1955

| CENSUS DIVISIONS      | Total Births        |                    |                                    |                                    | Births in Hospitals |                    |                                    |                                    |
|-----------------------|---------------------|--------------------|------------------------------------|------------------------------------|---------------------|--------------------|------------------------------------|------------------------------------|
|                       | Total by Occurrence | Total by Residence | By Occurrence, Residence Elsewhere | By Residence, Occurrence Elsewhere | Total by Occurrence | Total by Residence | By Occurrence, Residence Elsewhere | By Residence, Occurrence Elsewhere |
| <b>ALBERTA</b> .....  | <b>34237</b>        | <b>34357</b>       | <b>251</b>                         | <b>371</b>                         | <b>32508</b>        | <b>32642</b>       | <b>235</b>                         | <b>369</b>                         |
| Division No. 1 .....  | 1254                | 1232               | 248                                | 226                                | 1212                | 1195               | 239                                | 222                                |
| Division No. 2 .....  | 2821                | 2440               | 442                                | 61                                 | 2530                | 2154               | 433                                | 57                                 |
| Division No. 3 .....  | 367                 | 561                | 65                                 | 259                                | 305                 | 502                | 55                                 | 252                                |
| Division No. 4 .....  | 494                 | 935                | 16                                 | 457                                | 455                 | 896                | 13                                 | 454                                |
| Division No. 5 .....  | 293                 | 439                | 21                                 | 167                                | 282                 | 415                | 21                                 | 154                                |
| Division No. 6 .....  | 7950                | 7442               | 663                                | 155                                | 7879                | 7365               | 660                                | 146                                |
| Division No. 7 .....  | 965                 | 923                | 110                                | 68                                 | 798                 | 777                | 87                                 | 66                                 |
| Division No. 8 .....  | 2655                | 2525               | 323                                | 193                                | 2615                | 2487               | 317                                | 189                                |
| Division No. 9 .....  | 623                 | 814                | 80                                 | 271                                | 468                 | 665                | 68                                 | 265                                |
| Division No. 10 ..... | 916                 | 1244               | 68                                 | 396                                | 838                 | 1211               | 66                                 | 389                                |
| Division No. 11 ..... | 10724               | 10018              | 987                                | 281                                | 10667               | 9950               | 976                                | 259                                |
| Division No. 12 ..... | 444                 | 745                | 48                                 | 349                                | 390                 | 698                | 38                                 | 346                                |
| Division No. 13 ..... | 1067                | 1143               | 61                                 | 137                                | 904                 | 977                | 60                                 | 133                                |
| Division No. 14 ..... | 1156                | 1274               | 142                                | 260                                | 1113                | 1233               | 138                                | 258                                |
| Division No. 15 ..... | 861                 | 975                | 85                                 | 199                                | 675                 | 796                | 73                                 | 194                                |
| Division No. 16 ..... | 1317                | 1227               | 190                                | 100                                | 1180                | 1106               | 166                                | 92                                 |
| Division No. 17 ..... | 330                 | 420                | 16                                 | 106                                | 147                 | 215                | 13                                 | 81                                 |



TABLE 29: LIVE BIRTHS AND HOSPITAL LIVE BIRTHS BY OCCURRENCE AND RESIDENCE FOR URBAN PLACES OF 1,000 POPULATION AND OVER, ALBERTA, 1955

| CITY, TOWN OR VILLAGE | Total Live Births   |                    |                                    |                                    | Live Births in Hospitals |                    |                                    |                                    |
|-----------------------|---------------------|--------------------|------------------------------------|------------------------------------|--------------------------|--------------------|------------------------------------|------------------------------------|
|                       | Total by Occurrence | Total by Residence | By Occurrence, Residence Elsewhere | By Residence, Occurrence Elsewhere | Total by Occurrence      | Total by Residence | By Occurrence, Residence Elsewhere | By Residence, Occurrence Elsewhere |
| Athabasca             | 201                 | 55                 | 149                                | 3                                  | 201                      | 55                 | 149                                | 3                                  |
| Barrhead              | 207                 | 61                 | 151                                | 5                                  | 204                      | 61                 | 148                                | 5                                  |
| Beverly               | 149                 | 29                 | 119                                | 149                                | 149                      | 29                 | 119                                | 149                                |
| Black Diamond         | 2                   | 36                 | 1                                  | 35                                 | 2                        | 36                 | 1                                  | 35                                 |
| Blairmore             | 228                 | 78                 | 156                                | 6                                  | 227                      | 78                 | 155                                | 6                                  |
| Bonnyville            | 1                   | 190                | 189                                | 1                                  | 189                      | 190                | 189                                | 1                                  |
| Bowness               | 242                 | 81                 | 166                                | 5                                  | 192                      | 62                 | 135                                | 5                                  |
| Brooks                | 6789                | 5542               | 1321                               | 74                                 | 6785                     | 5537               | 1321                               | 73                                 |
| Calgary               | 470                 | 190                | 295                                | 15                                 | 468                      | 190                | 293                                | 15                                 |
| Camrose               | 192                 | 79                 | 116                                | 3                                  | 107                      | 44                 | 66                                 | 3                                  |
| Cardston              | 198                 | 105                | 102                                | 9                                  | 195                      | 105                | 99                                 | 9                                  |
| Claresholm            | 70                  | 70                 | 70                                 | 70                                 | 70                       | 70                 | 70                                 | 70                                 |
| Coleman               | 142                 | 55                 | 97                                 | 10                                 | 142                      | 55                 | 97                                 | 10                                 |
| Didsbury              | 337                 | 134                | 212                                | 9                                  | 335                      | 134                | 210                                | 9                                  |
| Drumheller            | 10503               | 7569               | 3035                               | 101                                | 10502                    | 7561               | 3035                               | 94                                 |
| Edmonton              | 221                 | 135                | 105                                | 19                                 | 218                      | 135                | 102                                | 19                                 |
| Edson                 | 70                  | 70                 | 70                                 | 70                                 | 70                       | 70                 | 70                                 | 70                                 |
| Forest Lawn           | 97                  | 97                 | 97                                 | 97                                 | 97                       | 97                 | 97                                 | 97                                 |
| Fort Saskatchewan     | 475                 | 236                | 253                                | 14                                 | 472                      | 233                | 253                                | 14                                 |
| Grande Prairie        | 182                 | 70                 | 114                                | 2                                  | 181                      | 68                 | 114                                | 1                                  |
| Hanna                 | 340                 | 84                 | 263                                | 7                                  | 331                      | 81                 | 257                                | 7                                  |
| High Prairie          | 251                 | 60                 | 197                                | 6                                  | 234                      | 55                 | 185                                | 6                                  |
| High River            | 163                 | 58                 | 112                                | 7                                  | 163                      | 58                 | 112                                | 7                                  |
| Innisfail             | 580                 | 580                | 580                                | 580                                | 580                      | 580                | 580                                | 580                                |
| Jasper Place          | 283                 | 87                 | 204                                | 8                                  | 279                      | 84                 | 203                                | 8                                  |
| Lacombe               | 75                  | 75                 | 75                                 | 75                                 | 75                       | 75                 | 75                                 | 75                                 |
| Leduc                 | 1506                | 968                | 570                                | 32                                 | 1505                     | 965                | 570                                | 30                                 |
| Lethbridge            | 98                  | 98                 | 98                                 | 98                                 | 98                       | 98                 | 98                                 | 98                                 |
| Lloydminster          | 86                  | 92                 | 20                                 | 26                                 | 82                       | 89                 | 17                                 | 24                                 |
| Macleod               | 77                  | 51                 | 34                                 | 8                                  | 39                       | 27                 | 20                                 | 8                                  |
| Magrath               | 213                 | 42                 | 176                                | 5                                  | 123                      | 23                 | 104                                | 4                                  |
| McLennan              | 838                 | 538                | 313                                | 13                                 | 836                      | 537                | 312                                | 13                                 |
| Medicine Hat          | 193                 | 60                 | 140                                | 7                                  | 193                      | 60                 | 140                                | 7                                  |
| Olds                  | 220                 | 115                | 110                                | 5                                  | 219                      | 115                | 109                                | 5                                  |
| Peace River           | 109                 | 50                 | 64                                 | 5                                  | 93                       | 43                 | 55                                 | 5                                  |
| Pincher Creek         | 211                 | 120                | 100                                | 9                                  | 210                      | 119                | 99                                 | 8                                  |
| Ponoka                | 98                  | 68                 | 42                                 | 12                                 | 80                       | 54                 | 37                                 | 11                                 |
| Raymond               | 1                   | 49                 | 48                                 | 48                                 | 48                       | 48                 | 48                                 | 48                                 |
| Redcliff              | 680                 | 473                | 238                                | 31                                 | 679                      | 473                | 237                                | 31                                 |
| Red Deer              | 56                  | 56                 | 56                                 | 56                                 | 56                       | 56                 | 56                                 | 56                                 |
| Redwater              | 160                 | 90                 | 78                                 | 8                                  | 106                      | 53                 | 56                                 | 8                                  |
| Rocky Mountain House  | 47                  | 47                 | 47                                 | 47                                 | 47                       | 47                 | 47                                 | 47                                 |
| St. Albert            | 270                 | 90                 | 192                                | 12                                 | 218                      | 72                 | 158                                | 12                                 |
| St. Paul              | 280                 | 122                | 169                                | 11                                 | 280                      | 120                | 169                                | 9                                  |
| Stettler              | 386                 | 154                | 242                                | 10                                 | 376                      | 152                | 234                                | 10                                 |
| Taber                 | 137                 | 68                 | 76                                 | 7                                  | 137                      | 68                 | 76                                 | 7                                  |
| Three Hills           | 183                 | 66                 | 118                                | 1                                  | 180                      | 64                 | 117                                | 1                                  |
| Vegreville            | 177                 | 79                 | 106                                | 8                                  | 174                      | 77                 | 105                                | 8                                  |
| Vermilion             | 145                 | 38                 | 112                                | 5                                  | 143                      | 37                 | 111                                | 5                                  |
| Vulcan                | 219                 | 123                | 103                                | 7                                  | 201                      | 113                | 95                                 | 7                                  |
| Wainwright            | 284                 | 53                 | 237                                | 6                                  | 284                      | 53                 | 237                                | 6                                  |
| Westlock              | 346                 | 143                | 219                                | 16                                 | 345                      | 143                | 218                                | 16                                 |
| Wetaskiwin            |                     |                    |                                    |                                    |                          |                    |                                    |                                    |

TABLE 30: LIVE BIRTHS BY MONTH, 1955, ALBERTA

|                     | MONTHS |         |          |       |       |       |       |       |        |           |         |          |          |
|---------------------|--------|---------|----------|-------|-------|-------|-------|-------|--------|-----------|---------|----------|----------|
|                     | Total  | January | February | March | April | May   | June  | July  | August | September | October | November | December |
| Province of Alberta | 34,357 | 2,726   | 2,555    | 2,959 | 2,903 | 3,044 | 2,986 | 3,056 | 2,955  | 2,961     | 2,863   | 2,593    | 2,756    |

BUREAU OF VITAL STATISTICS

TABLE 31: LIVE BIRTHS FOR CENSUS DIVISIONS BY TYPE OF ATTENDANCE, ALBERTA, 1955

| CENSUS DIVISIONS      | ATTENDED BY  |              |            |            |                           |
|-----------------------|--------------|--------------|------------|------------|---------------------------|
|                       | Total        | Physician    | Nurse      | Midwife    | Unattended and Not Stated |
| <b>ALBERTA</b> .....  | <b>34357</b> | <b>33607</b> | <b>260</b> | <b>155</b> | <b>335</b>                |
| Division No. 1 .....  | 1232         | 1204         | 10         | 16         | 2                         |
| Division No. 2 .....  | 2440         | 2326         | 52         | 47         | 15                        |
| Division No. 3 .....  | 561          | 559          | ...        | 1          | 1                         |
| Division No. 4 .....  | 935          | 920          | 1          | 8          | 6                         |
| Division No. 5 .....  | 439          | 434          | ...        | 4          | 1                         |
| Division No. 6 .....  | 7442         | 7335         | 85         | 3          | 19                        |
| Division No. 7 .....  | 923          | 906          | 3          | 6          | 8                         |
| Division No. 8 .....  | 2525         | 2496         | 10         | 10         | 9                         |
| Division No. 9 .....  | 814          | 793          | 4          | 2          | 15                        |
| Division No. 10 ..... | 1244         | 1236         | 2          | 2          | 6                         |
| Division No. 11 ..... | 10018        | 9996         | 4          | 4          | 17                        |
| Division No. 12 ..... | 745          | 733          | 3          | 1          | 3                         |
| Division No. 13 ..... | 1143         | 1091         | 3          | 3          | 41                        |
| Division No. 14 ..... | 1274         | 1244         | 3          | 3          | 27                        |
| Division No. 15 ..... | 975          | 891          | 19         | 3          | 62                        |
| Division No. 16 ..... | 1227         | 1210         | 3          | 3          | 14                        |
| Division No. 17 ..... | 420          | 233          | 53         | 50         | 84                        |

TABLE 33: LIVE BIRTHS BY AGES OF PARENTS, ALBERTA, 1955

| Age of Mother (years)      | Age of Father |             |             |             |             |             |             |            |            |           | Total Born to Married Mothers | Born to Unmarried Mothers | Born to All Mothers |             |              |
|----------------------------|---------------|-------------|-------------|-------------|-------------|-------------|-------------|------------|------------|-----------|-------------------------------|---------------------------|---------------------|-------------|--------------|
|                            | Under 20      | 20-24       | 25-29       | 30-34       | 35-39       | 40-44       | 45-49       | 50-54      | 55-59      | 60-64     |                               |                           |                     | 65 and over | Not Stated   |
| 12 years .....             | ...           | ...         | ...         | ...         | ...         | ...         | ...         | ...        | ...        | ...       | ...                           | ...                       | 1                   | 1           |              |
| 13 years .....             | ...           | ...         | ...         | ...         | ...         | ...         | ...         | ...        | ...        | ...       | ...                           | ...                       | 1                   | 1           |              |
| 14 years .....             | ...           | ...         | ...         | ...         | ...         | ...         | ...         | ...        | ...        | ...       | ...                           | ...                       | 6                   | 6           |              |
| 15 years .....             | ...           | 3           | ...         | ...         | 1           | ...         | ...         | ...        | ...        | ...       | ...                           | ...                       | 13                  | 31          |              |
| 16 years .....             | 23            | 62          | 20          | 1           | ...         | ...         | ...         | ...        | ...        | ...       | ...                           | ...                       | 106                 | 53          |              |
| 17 years .....             | 37            | 168         | 71          | 12          | 1           | 1           | 1           | ...        | ...        | ...       | ...                           | ...                       | 291                 | 111         |              |
| 18 years .....             | 66            | 403         | 160         | 20          | 7           | 1           | ...         | ...        | ...        | ...       | ...                           | ...                       | 657                 | 150         |              |
| 19 years .....             | 50            | 688         | 324         | 75          | 11          | 3           | 2           | ...        | ...        | ...       | ...                           | ...                       | 1156                | 164         |              |
| 20 years .....             | 24            | 814         | 552         | 125         | 13          | 5           | ...         | ...        | ...        | ...       | ...                           | ...                       | 1                   | 1534        |              |
| 21 years .....             | 13            | 847         | 747         | 182         | 27          | 9           | 7           | 1          | ...        | ...       | ...                           | ...                       | 1                   | 135         |              |
| 22 years .....             | 6             | 756         | 924         | 226         | 54          | 8           | 4           | 1          | 1          | ...       | ...                           | ...                       | 3                   | 1976        |              |
| 23 years .....             | 3             | 637         | 1109        | 340         | 85          | 20          | 12          | 1          | ...        | ...       | ...                           | ...                       | 3                   | 134         |              |
| 24 years .....             | 4             | 429         | 1232        | 455         | 119         | 17          | 3           | 2          | 1          | 3         | ...                           | ...                       | 2                   | 2117        |              |
| 25 years .....             | 1             | 238         | 1203        | 597         | 139         | 37          | 7           | 3          | 2          | 2         | 1                             | ...                       | 2                   | 2334        |              |
| 26 years .....             | ...           | 128         | 998         | 665         | 180         | 45          | 10          | 4          | 1          | 1         | ...                           | ...                       | 2                   | 2353        |              |
| 27 years .....             | 1             | 74          | 790         | 701         | 235         | 75          | 22          | 3          | ...        | ...       | ...                           | ...                       | 1                   | 2124        |              |
| 28 years .....             | 1             | 42          | 646         | 776         | 297         | 77          | 18          | 8          | 3          | ...       | ...                           | ...                       | 2                   | 1945        |              |
| 29 years .....             | ...           | 24          | 392         | 769         | 330         | 99          | 31          | 16         | 4          | 1         | ...                           | ...                       | ...                 | 1921        |              |
| 30 years .....             | ...           | 16          | 263         | 761         | 368         | 125         | 52          | 6          | 3          | 2         | ...                           | ...                       | 2                   | 1712        |              |
| 31 years .....             | ...           | 11          | 148         | 636         | 390         | 140         | 39          | 3          | 2          | ...       | ...                           | ...                       | 2                   | 1623        |              |
| 32 years .....             | ...           | 5           | 107         | 550         | 407         | 152         | 50          | 16         | 1          | 1         | 2                             | ...                       | 1                   | 1402        |              |
| 33 years .....             | ...           | 2           | 67          | 395         | 440         | 202         | 50          | 18         | 3          | 1         | ...                           | ...                       | 1                   | 1332        |              |
| 34 years .....             | ...           | 3           | 44          | 296         | 452         | 197         | 73          | 25         | 5          | 3         | ...                           | ...                       | 1                   | 1205        |              |
| 35 years .....             | ...           | 5           | 21          | 182         | 430         | 230         | 90          | 28         | 9          | 2         | 2                             | ...                       | 1                   | 1116        |              |
| 36 years .....             | ...           | 1           | 15          | 81          | 270         | 220         | 87          | 33         | 9          | 2         | 1                             | ...                       | 1                   | 1024        |              |
| 37 years .....             | ...           | ...         | 6           | 59          | 207         | 212         | 79          | 20         | 5          | 2         | 1                             | ...                       | 1                   | 735         |              |
| 38 years .....             | ...           | ...         | 3           | 34          | 172         | 195         | 86          | 29         | 12         | 4         | 2                             | ...                       | 1                   | 611         |              |
| 39 years .....             | ...           | ...         | ...         | 17          | 104         | 168         | 84          | 37         | 5          | 2         | 1                             | ...                       | 1                   | 551         |              |
| 40 years .....             | ...           | ...         | ...         | 3           | 73          | 148         | 72          | 36         | 7          | 4         | 1                             | ...                       | 1                   | 433         |              |
| 41 years .....             | ...           | ...         | ...         | 3           | 11          | 25          | 100         | 69         | 32         | 6         | 5                             | ...                       | 2                   | 365         |              |
| 42 years .....             | ...           | 1           | ...         | 2           | 22          | 75          | 66          | 26         | 8          | 5         | 3                             | ...                       | 2                   | 258         |              |
| 43 years .....             | ...           | ...         | ...         | 2           | 6           | 33          | 39          | 22         | 7          | 1         | 3                             | ...                       | 1                   | 212         |              |
| 44 years .....             | ...           | ...         | ...         | 1           | 2           | 18          | 40          | 14         | 3          | 5         | ...                           | ...                       | 1                   | 118         |              |
| 45 years .....             | ...           | ...         | ...         | ...         | 9           | 19          | 9           | 5          | ...        | 2         | ...                           | ...                       | 2                   | 84          |              |
| 46 years .....             | ...           | ...         | ...         | ...         | ...         | 5           | 7           | 2          | 1          | ...       | ...                           | ...                       | 1                   | 46          |              |
| 47 years .....             | ...           | ...         | ...         | ...         | 3           | 4           | 1           | 2          | ...        | ...       | ...                           | ...                       | 1                   | 15          |              |
| 48 years .....             | ...           | ...         | ...         | ...         | ...         | 2           | 2           | 2          | ...        | ...       | ...                           | ...                       | 1                   | 10          |              |
| 49 years .....             | ...           | ...         | ...         | ...         | ...         | ...         | 2           | 2          | ...        | ...       | ...                           | ...                       | 1                   | 6           |              |
| 50 years and over .....    | ...           | ...         | ...         | ...         | ...         | ...         | ...         | ...        | ...        | ...       | ...                           | ...                       | 2                   | 2           |              |
| Not stated .....           | ...           | ...         | 3           | ...         | 1           | ...         | 1           | ...        | ...        | ...       | 4                             | ...                       | 9                   | 1           |              |
| <b>Total fathers</b> ..... | <b>236</b>    | <b>5357</b> | <b>9855</b> | <b>7984</b> | <b>4868</b> | <b>2624</b> | <b>1124</b> | <b>403</b> | <b>112</b> | <b>47</b> | <b>20</b>                     | <b>25</b>                 | <b>32655</b>        | <b>1702</b> | <b>34357</b> |

TABLE 32: LIVE BIRTHS IN INCORPORATED URBAN PLACES OF 1,000 POPULATION AND OVER BY TYPE OF ATTENDANCE, ALBERTA, 1955

| CITY, TOWN OR VILLAGE      | ATTENDED BY |           |       |         |                           |
|----------------------------|-------------|-----------|-------|---------|---------------------------|
|                            | Total       | Physician | Nurse | Midwife | Unattended and Not Stated |
| Athabasca .....            | 55          | 55        | ..... | .....   | .....                     |
| Barrhead .....             | 61          | 60        | ..... | .....   | 1                         |
| Beverly .....              | 149         | 149       | ..... | .....   | .....                     |
| Black Diamond .....        | 29          | 29        | ..... | .....   | .....                     |
| Blairmore .....            | 36          | 36        | ..... | .....   | .....                     |
| Bonnyville .....           | 78          | 78        | ..... | .....   | .....                     |
| Bowness .....              | 190         | 190       | ..... | .....   | .....                     |
| Brooks .....               | 81          | 81        | ..... | .....   | .....                     |
| Calgary .....              | 5542        | 5540      | ..... | .....   | 2                         |
| Camrose .....              | 190         | 189       | ..... | 1       | .....                     |
| Cardston .....             | 79          | 78        | ..... | 1       | .....                     |
| Claresholm .....           | 105         | 105       | ..... | .....   | .....                     |
| Coleman .....              | 70          | 69        | ..... | .....   | 1                         |
| Didsbury .....             | 55          | 55        | ..... | .....   | .....                     |
| Drumheller .....           | 134         | 134       | ..... | .....   | .....                     |
| Edmonton .....             | 7569        | 7568      | ..... | .....   | 1                         |
| Edson .....                | 135         | 135       | ..... | .....   | .....                     |
| Forest Lawn .....          | 70          | 70        | ..... | .....   | .....                     |
| Fort Saskatchewan .....    | 97          | 97        | ..... | .....   | .....                     |
| Grande Prairie .....       | 236         | 235       | ..... | .....   | 1                         |
| Hanna .....                | 70          | 70        | ..... | .....   | .....                     |
| High Prairie .....         | 84          | 84        | ..... | .....   | .....                     |
| High River .....           | 60          | 60        | ..... | .....   | .....                     |
| Innisfail .....            | 58          | 58        | ..... | .....   | .....                     |
| Jasper Place .....         | 580         | 579       | ..... | .....   | 1                         |
| Lacombe .....              | 87          | 85        | ..... | 1       | .....                     |
| Leduc .....                | 75          | 75        | ..... | .....   | .....                     |
| Lethbridge .....           | 968         | 968       | ..... | .....   | .....                     |
| Lloydminster .....         | 98          | 98        | ..... | .....   | .....                     |
| Macleod .....              | 92          | 90        | ..... | .....   | 2                         |
| Magrath .....              | 51          | 51        | ..... | .....   | .....                     |
| McLennan .....             | 42          | 39        | ..... | 1       | .....                     |
| Medicine Hat .....         | 538         | 538       | ..... | .....   | .....                     |
| Olds .....                 | 60          | 60        | ..... | .....   | .....                     |
| Peace River .....          | 115         | 115       | ..... | .....   | .....                     |
| Pincher Creek .....        | 50          | 50        | ..... | .....   | .....                     |
| Ponoka .....               | 120         | 120       | ..... | .....   | .....                     |
| Raymond .....              | 68          | 68        | ..... | .....   | .....                     |
| Redcliff .....             | 49          | 48        | ..... | .....   | .....                     |
| Red Deer .....             | 473         | 473       | ..... | .....   | .....                     |
| Redwater .....             | 56          | 56        | ..... | .....   | .....                     |
| Rocky Mountain House ..... | 90          | 89        | ..... | .....   | 1                         |
| St. Albert .....           | 47          | 47        | ..... | .....   | .....                     |
| St. Paul .....             | 90          | 90        | ..... | .....   | .....                     |
| Stettler .....             | 122         | 121       | ..... | .....   | 1                         |
| Taber .....                | 154         | 153       | ..... | .....   | 1                         |
| Three Hills .....          | 68          | 67        | ..... | 1       | .....                     |
| Vegreville .....           | 66          | 66        | ..... | .....   | .....                     |
| Vermilion .....            | 79          | 78        | ..... | .....   | 1                         |
| Vulcan .....               | 38          | 38        | ..... | .....   | .....                     |
| Wainwright .....           | 123         | 122       | ..... | .....   | 1                         |
| Westlock .....             | 53          | 53        | ..... | .....   | .....                     |
| Wetaskiwin .....           | 143         | 143       | ..... | .....   | .....                     |

TABLE 34: LIVE BIRTHS BY AGE OF MOTHER AND BIRTH ORDER, ALBERTA, 1955

| Age of Mother | Order of Birth of Child |      |      |      |      |      |      |     |     |      | Total | Not Stated |      |      |      |      |      |      |      |      |      |      |      |   |  |
|---------------|-------------------------|------|------|------|------|------|------|-----|-----|------|-------|------------|------|------|------|------|------|------|------|------|------|------|------|---|--|
|               | 1st                     | 2nd  | 3rd  | 4th  | 5th  | 6th  | 7th  | 8th | 9th | 10th |       |            | 11th | 12th | 13th | 14th | 15th | 16th | 17th | 18th | 19th | 20th | 21st |   |  |
| 12 years      | 1                       |      |      |      |      |      |      |     |     |      |       |            |      |      |      |      |      |      |      |      |      |      |      |   |  |
| 13 years      | 1                       |      |      |      |      |      |      |     |     |      |       |            |      |      |      |      |      |      |      |      |      |      |      |   |  |
| 14 years      | 6                       |      |      |      |      |      |      |     |     |      |       |            |      |      |      |      |      |      |      |      |      |      |      |   |  |
| 15 years      | 40                      | 4    |      |      |      |      |      |     |     |      |       |            |      |      |      |      |      |      |      |      |      |      |      |   |  |
| 16 years      | 159                     | 148  | 11   |      |      |      |      |     |     |      |       |            |      |      |      |      |      |      |      |      |      |      |      |   |  |
| 17 years      | 402                     | 353  | 47   | 2    |      |      |      |     |     |      |       |            |      |      |      |      |      |      |      |      |      |      |      |   |  |
| 18 years      | 807                     | 654  | 143  | 53   | 5    | 2    |      |     |     |      |       |            |      |      |      |      |      |      |      |      |      |      |      |   |  |
| 19 years      | 1320                    | 891  | 368  | 141  | 17   | 2    |      |     |     |      |       |            |      |      |      |      |      |      |      |      |      |      |      |   |  |
| 20 years      | 1669                    | 1000 | 508  | 227  | 45   | 10   | 1    | 1   |     |      |       |            |      |      |      |      |      |      |      |      |      |      |      |   |  |
| 21 years      | 1976                    | 1022 | 670  | 227  | 45   | 5    | 2    | 5   | 2   |      |       |            |      |      |      |      |      |      |      |      |      |      |      |   |  |
| 22 years      | 2117                    | 919  | 757  | 331  | 81   | 18   | 8    | 18  | 8   |      |       |            |      |      |      |      |      |      |      |      |      |      |      |   |  |
| 23 years      | 2334                    | 831  | 849  | 435  | 164  | 44   | 3    | 13  | 3   |      |       |            |      |      |      |      |      |      |      |      |      |      |      |   |  |
| 24 years      | 2353                    | 692  | 843  | 496  | 218  | 113  | 38   | 7   | 6   | 1    |       |            |      |      |      |      |      |      |      |      |      |      |      |   |  |
| 25 years      | 2308                    | 552  | 733  | 549  | 246  | 103  | 20   | 9   | 3   | 1    |       |            |      |      |      |      |      |      |      |      |      |      |      |   |  |
| 26 years      | 2124                    | 466  | 531  | 293  | 103  | 68   | 20   | 3   | 4   | 1    |       |            |      |      |      |      |      |      |      |      |      |      |      |   |  |
| 27 years      | 1845                    | 338  | 523  | 316  | 159  | 56   | 25   | 12  | 4   | 3    |       |            |      |      |      |      |      |      |      |      |      |      |      |   |  |
| 28 years      | 1712                    | 230  | 422  | 461  | 295  | 149  | 66   | 23  | 8   | 3    | 1     |            |      |      |      |      |      |      |      |      |      |      |      |   |  |
| 29 years      | 1623                    | 191  | 347  | 487  | 295  | 157  | 78   | 46  | 19  | 5    | 1     | 1          |      |      |      |      |      |      |      |      |      |      |      |   |  |
| 30 years      | 1402                    | 156  | 321  | 350  | 271  | 144  | 71   | 45  | 15  | 16   | 8     | 4          | 3    |      |      |      |      |      |      |      |      |      |      |   |  |
| 31 years      | 1332                    | 138  | 256  | 306  | 271  | 148  | 94   | 59  | 34  | 17   | 5     | 3          | 2    |      |      |      |      |      |      |      |      |      |      |   |  |
| 32 years      | 1205                    | 92   | 194  | 311  | 217  | 167  | 91   | 58  | 31  | 19   | 15    | 7          | 3    |      |      |      |      |      |      |      |      |      |      |   |  |
| 33 years      | 1116                    | 82   | 171  | 269  | 232  | 140  | 91   | 59  | 33  | 18   | 10    | 8          | 3    |      |      |      |      |      |      |      |      |      |      |   |  |
| 34 years      | 1024                    | 70   | 149  | 222  | 192  | 138  | 94   | 49  | 46  | 26   | 14    | 10         | 7    | 3    | 1    |      |      |      |      |      |      |      |      |   |  |
| 35 years      | 735                     | 37   | 89   | 133  | 147  | 104  | 78   | 59  | 29  | 24   | 14    | 10         | 7    | 3    | 2    |      |      |      |      |      |      |      |      |   |  |
| 36 years      | 611                     | 33   | 79   | 124  | 108  | 81   | 63   | 42  | 30  | 19   | 14    | 11         | 7    | 8    | 3    | 2    |      |      |      |      |      |      |      |   |  |
| 37 years      | 551                     | 29   | 53   | 92   | 92   | 62   | 43   | 33  | 20  | 17   | 11    | 9          | 8    | 3    | 5    | 2    |      |      |      |      |      |      |      |   |  |
| 38 years      | 433                     | 17   | 56   | 72   | 74   | 62   | 42   | 34  | 22  | 17   | 9     | 11         | 8    | 4    | 4    | 1    |      |      |      |      |      |      |      |   |  |
| 39 years      | 365                     | 28   | 25   | 50   | 56   | 42   | 41   | 17  | 11  | 14   | 9     | 11         | 8    | 4    | 4    | 1    |      |      |      |      |      |      |      |   |  |
| 40 years      | 258                     | 14   | 15   | 23   | 46   | 38   | 29   | 23  | 17  | 15   | 11    | 10         | 5    | 7    | 5    | 2    |      |      |      |      |      |      |      |   |  |
| 41 years      | 212                     | 8    | 19   | 25   | 28   | 23   | 20   | 21  | 12  | 15   | 8     | 12         | 4    | 1    | 1    |      |      |      |      |      |      |      |      |   |  |
| 42 years      | 118                     | 5    | 9    | 13   | 13   | 7    | 14   | 9   | 10  | 7    | 4     | 9          | 1    | 1    | 1    |      |      |      |      |      |      |      |      |   |  |
| 43 years      | 84                      | 6    | 7    | 15   | 8    | 12   | 7    | 4   | 3   | 3    | 4     | 3          | 1    | 1    | 1    |      |      |      |      |      |      |      |      |   |  |
| 44 years      | 45                      | 1    | 1    | 6    | 2    | 7    | 1    | 2   | 3   | 2    | 4     | 3          | 2    | 3    | 1    |      |      |      |      |      |      |      |      |   |  |
| 45 years      | 10                      | 1    | 1    | 2    | 1    | 2    | 1    | 2   | 1   | 1    | 1     | 1          | 1    | 1    | 1    |      |      |      |      |      |      |      |      |   |  |
| 46 years      | 4                       | 1    | 1    | 1    | 1    | 1    | 1    | 1   | 1   | 1    | 1     | 1          | 1    | 1    | 1    |      |      |      |      |      |      |      |      |   |  |
| 47 years      | 2                       |      |      |      |      |      |      |     |     |      |       |            |      |      |      |      |      |      |      |      |      |      |      |   |  |
| 48 years      |                         |      |      |      |      |      |      |     |     |      |       |            |      |      |      |      |      |      |      |      |      |      |      |   |  |
| 49 years      |                         |      |      |      |      |      |      |     |     |      |       |            |      |      |      |      |      |      |      |      |      |      |      |   |  |
| 50 and over   |                         |      |      |      |      |      |      |     |     |      |       |            |      |      |      |      |      |      |      |      |      |      |      |   |  |
| Not stated    | 10                      | 2    | 1    | 1    | 1    | 1    | 1    | 1   | 1   | 1    | 1     | 1          | 1    | 1    | 1    | 1    | 1    | 1    | 1    | 1    | 1    | 1    | 1    | 1 |  |
| Total         | 34357                   | 9387 | 8954 | 6704 | 4006 | 2213 | 1221 | 737 | 415 | 257  | 168   | 114        | 70   | 44   | 32   | 16   | 3    | 3    | 4    |      |      |      |      |   |  |

TABLE 35: MULTIPLE BIRTHS BY AGE OF MOTHER, ALBERTA, 1955

| Age of Mother<br>(years) | Total Children<br>Born | Single   |           | Sets of Twins    |                           |                   | Sets of Triplets |                           |                           | All Stillborn |
|--------------------------|------------------------|----------|-----------|------------------|---------------------------|-------------------|------------------|---------------------------|---------------------------|---------------|
|                          |                        | Liveborn | Stillborn | Both<br>Liveborn | 1 Liveborn<br>1 Stillborn | Both<br>Stillborn | All Liveborn     | 1 Liveborn<br>1 Stillborn | 1 Liveborn<br>2 Stillborn |               |
| Total                    | 34788                  | 33609    | 406       | 358              | 13                        | 5                 | 5                | 2                         | .....                     |               |
| 12 years                 | 1                      | 1        | .....     | .....            | .....                     | .....             | 5                | .....                     | .....                     |               |
| 13 years                 | 1                      | 1        | .....     | .....            | .....                     | .....             | .....            | .....                     | .....                     |               |
| 14 years                 | 8                      | 6        | 2         | .....            | .....                     | .....             | .....            | .....                     | .....                     |               |
| 15 years                 | 45                     | 44       | 1         | .....            | .....                     | .....             | .....            | .....                     | .....                     |               |
| 16 years                 | 160                    | 155      | 1         | 2                | .....                     | .....             | .....            | .....                     | .....                     |               |
| 17 years                 | 407                    | 402      | 1         | .....            | .....                     | 2                 | .....            | .....                     | .....                     |               |
| 18 years                 | 812                    | 797      | 5         | 5                | .....                     | .....             | .....            | .....                     | .....                     |               |
| 19 years                 | 1337                   | 1299     | 16        | 10               | 1                         | .....             | .....            | .....                     | .....                     |               |
| 20 years                 | 1684                   | 1635     | 15        | 17               | .....                     | .....             | .....            | .....                     | .....                     |               |
| 21 years                 | 1996                   | 1942     | 18        | 16               | 2                         | .....             | .....            | .....                     | .....                     |               |
| 22 years                 | 2141                   | 2085     | 24        | 16               | .....                     | .....             | .....            | .....                     | .....                     |               |
| 23 years                 | 2353                   | 2294     | 19        | 20               | .....                     | .....             | .....            | .....                     | .....                     |               |
| 24 years                 | 2371                   | 2295     | 18        | 29               | .....                     | .....             | .....            | .....                     | .....                     |               |
| 25 years                 | 2331                   | 2282     | 21        | 22               | 2                         | .....             | .....            | .....                     | .....                     |               |
| 26 years                 | 2145                   | 2074     | 21        | 25               | .....                     | .....             | .....            | .....                     | .....                     |               |
| 27 years                 | 1969                   | 1906     | 22        | 18               | .....                     | 1                 | 1                | .....                     | .....                     |               |
| 28 years                 | 1943                   | 1892     | 21        | 14               | 1                         | .....             | .....            | .....                     | .....                     |               |
| 29 years                 | 1727                   | 1653     | 15        | 28               | .....                     | .....             | 1                | .....                     | .....                     |               |
| 30 years                 | 1648                   | 1588     | 22        | 15               | 1                         | .....             | .....            | 2                         | .....                     |               |
| 31 years                 | 1426                   | 1360     | 22        | 20               | 2                         | .....             | .....            | .....                     | .....                     |               |
| 32 years                 | 1348                   | 1301     | 15        | 15               | 1                         | .....             | .....            | .....                     | .....                     |               |
| 33 years                 | 1224                   | 1159     | 19        | 23               | .....                     | .....             | .....            | .....                     | .....                     |               |
| 34 years                 | 1133                   | 1084     | 16        | 14               | 1                         | .....             | 1                | .....                     | .....                     |               |
| 35 years                 | 1038                   | 997      | 14        | 12               | .....                     | .....             | 1                | .....                     | .....                     |               |
| 36 years                 | 760                    | 716      | 22        | 9                | 1                         | 1                 | .....            | .....                     | .....                     |               |
| 37 years                 | 624                    | 600      | 12        | 5                | 1                         | .....             | .....            | .....                     | .....                     |               |
| 38 years                 | 561                    | 539      | 8         | 6                | .....                     | 1                 | .....            | .....                     | .....                     |               |
| 39 years                 | 444                    | 423      | 11        | 5                | .....                     | .....             | .....            | .....                     | .....                     |               |
| 40 years                 | 370                    | 357      | 5         | 4                | .....                     | .....             | .....            | .....                     | .....                     |               |
| 41 years                 | 266                    | 252      | 8         | 3                | .....                     | .....             | .....            | .....                     | .....                     |               |
| 42 years                 | 215                    | 208      | 3         | 2                | .....                     | .....             | .....            | .....                     | .....                     |               |
| 43 years                 | 121                    | 116      | 3         | 1                | .....                     | .....             | .....            | .....                     | .....                     |               |
| 44 years                 | 85                     | 79       | 1         | 1                | .....                     | .....             | 1                | .....                     | .....                     |               |
| 45 years                 | 47                     | 44       | 1         | 1                | .....                     | .....             | .....            | .....                     | .....                     |               |
| 46 years                 | 16                     | 15       | 1         | .....            | .....                     | .....             | .....            | .....                     | .....                     |               |
| 47 years                 | 10                     | 10       | .....     | .....            | .....                     | .....             | .....            | .....                     | .....                     |               |
| 48 years                 | 6                      | 6        | .....     | .....            | .....                     | .....             | .....            | .....                     | .....                     |               |
| 49 years                 | 2                      | 2        | .....     | .....            | .....                     | .....             | .....            | .....                     | .....                     |               |
| 50 and over              | 1                      | .....    | .....     | .....            | .....                     | .....             | .....            | .....                     | .....                     |               |
| Not stated               | 12                     | 10       | 2         | .....            | .....                     | .....             | .....            | .....                     | .....                     |               |

TABLE 36: MARRIAGES BY MONTH OF MARRIAGE, 1955, ALBERTA

|           |       |
|-----------|-------|
| Total     | 9,844 |
| January   | 480   |
| February  | 546   |
| March     | 412   |
| April     | 835   |
| May       | 673   |
| June      | 1,201 |
| July      | 1,108 |
| August    | 999   |
| September | 886   |
| October   | 996   |
| November  | 931   |
| December  | 777   |



TABLE 38: MARRIAGES, MARITAL STATUS OF BRIDEGROOM BY STATUS OF BRIDE, 1955, ALBERTA

|               | MARRIAGES BETWEEN |           |        |                |              |        |                |                  |        |                |
|---------------|-------------------|-----------|--------|----------------|--------------|--------|----------------|------------------|--------|----------------|
|               | Bachelors and     |           |        |                | Widowers and |        |                | Divorced Men and |        |                |
|               | Total Marriages   | Spinsters | Widows | Divorced Women | Spinsters    | Widows | Divorced Women | Spinsters        | Widows | Divorced Women |
| Alberta ..... | 9844              | 8477      | 219    | 329            | 134          | 202    | 43             | 290              | 50     | 100            |

TABLE 39: MARRIAGES, MARITAL STATUS BY AGE OF BRIDEGROOM, 1955, ALBERTA

| Age                  | Total | Bachelors | Widowers | Divorced Men |
|----------------------|-------|-----------|----------|--------------|
| Under 20 years ..... | 467   | 467       | ....     | ....         |
| 20-24 years .....    | 4409  | 4385      | 3        | 21           |
| 25-29 years .....    | 2812  | 2720      | 13       | 79           |
| 30-34 years .....    | 971   | 828       | 24       | 119          |
| 35-39 years .....    | 403   | 302       | 24       | 77           |
| 40-44 years .....    | 227   | 137       | 35       | 55           |
| 45-49 years .....    | 140   | 60        | 31       | 49           |
| 50-54 years .....    | 130   | 66        | 46       | 18           |
| 55-59 years .....    | 95    | 32        | 43       | 20           |
| 60-64 years .....    | 62    | 14        | 48       | ....         |
| 65-69 years .....    | 64    | 8         | 56       | ....         |
| 70-74 years .....    | 40    | 4         | 34       | 2            |
| 75+ .....            | 23    | 1         | 22       | ....         |
| Not stated .....     | 1     | 1         | ....     | ....         |
| Total .....          | 9844  | 9025      | 379      | 440          |

TABLE 40: MARRIAGES, MARITAL STATUS BY AGE OF BRIDE, 1955, ALBERTA

| Age                  | Total | Spinsters | Widows | Divorced Women |
|----------------------|-------|-----------|--------|----------------|
| Under 20 years ..... | 2996  | 2890      | 5      | 1              |
| 20-24 years .....    | 4072  | 3989      | 23     | 60             |
| 25-29 years .....    | 1396  | 1252      | 28     | 116            |
| 30-34 years .....    | 561   | 397       | 49     | 115            |
| 35-39 years .....    | 264   | 137       | 52     | 75             |
| 40-44 years .....    | 173   | 72        | 56     | 45             |
| 45-49 years .....    | 126   | 31        | 63     | 32             |
| 50-54 years .....    | 93    | 17        | 56     | 20             |
| 55-59 years .....    | 76    | 7         | 62     | 7              |
| 60-64 years .....    | 37    | 4         | 32     | 1              |
| 65-69 years .....    | 24    | 4         | 20     | ....           |
| 70-74 years .....    | 20    | 1         | 19     | ....           |
| 75+ .....            | 6     | ....      | 6      | ....           |
| Not stated .....     | ....  | ....      | ....   | ....           |
| Total .....          | 9844  | 8901      | 471    | 472            |









TABLE 43: STILLBIRTHS BY SEX AND PERIOD OF GESTATION, 1955, ALBERTA

| PERIOD OF GESTATION | Male  | Female |
|---------------------|-------|--------|
| 28 weeks            | 16    | 17     |
| 29 weeks            | 1     | 3      |
| 30 weeks            | 11    | 4      |
| 31 weeks            | 8     | 4      |
| 32 weeks            | 13    | 10     |
| 33 weeks            | 9     | 3      |
| 34 weeks            | 14    | 10     |
| 35 weeks            | 8     | 5      |
| 36 weeks            | 28    | 30     |
| 37 weeks            | 8     | 14     |
| 38 weeks            | 16    | 22     |
| 39 weeks            | 14    | 14     |
| 40 weeks            | 54    | 33     |
| 41 weeks            | 9     | 5      |
| 42 weeks            | 10    | 10     |
| 43 weeks            | 3     | 2      |
| 44 weeks            | 1     | .....  |
| 45 weeks            | ..... | .....  |
| 46 weeks            | ..... | .....  |
| 47 weeks            | ..... | .....  |
| 48 weeks            | ..... | .....  |
| 49 weeks            | ..... | 1      |
| Not stated          | 11    | 7      |
| Total               | 234   | 197    |

TABLE 44: RATIO OF MALE TO FEMALE BIRTHS, AND OF BIRTHS TO DEATHS

| Year | Births of Males to 1,000 Births of Females | Ratio of Births to Deaths | Year | Births of Males to 1,000 Births of Females | Ratio of Births to Deaths |
|------|--|---------------------------|------|--|---------------------------|
| 1905 | 1.059                                      | 3.13                      | 1930 | 1.027                                      | 3.21                      |
| 1906 | 1.094                                      | 2.07                      | 1931 | 1.075                                      | 3.25                      |
| 1907 | 1.075                                      | 2.96                      | 1932 | 1.052                                      | 3.08                      |
| 1908 | 1.077                                      | 2.73                      | 1933 | 1.053                                      | 3.01                      |
| 1909 | 1.086                                      | 2.59                      | 1934 | 1.032                                      | 3.04                      |
| 1910 | 1.065                                      | 2.69                      | 1935 | 1.055                                      | 2.81                      |
| 1911 | 1.103                                      | 2.43                      | 1936 | 1.049                                      | 2.57                      |
| 1912 | 1.084                                      | 2.43                      | 1937 | 1.019                                      | 2.38                      |
| 1913 | 1.053                                      | 2.67                      | 1938 | 1.046                                      | 2.70                      |
| 1914 | 1.081                                      | 3.30                      | 1939 | 1.046                                      | 2.85                      |
| 1915 | 1.000                                      | 3.74                      | 1940 | 1.033                                      | 2.79                      |
| 1916 | 1.063                                      | 3.29                      | 1941 | 1.054                                      | 2.71                      |
| 1917 | 1.061                                      | 3.25                      | 1942 | 1.058                                      | 3.02                      |
| 1918 | 1.069                                      | 1.88                      | 1943 | 1.041                                      | 2.96                      |
| 1919 | 1.074                                      | 2.56                      | 1944 | 1.060                                      | 3.06                      |
| 1920 | 1.055                                      | 2.92                      | 1945 | 1.061                                      | 3.08                      |
| 1921 | 1.055                                      | 3.32                      | 1946 | 1.036                                      | 3.36                      |
| 1922 | 1.034                                      | 3.06                      | 1947 | 1.061                                      | 3.76                      |
| 1923 | 1.072                                      | 3.13                      | 1948 | 1.049                                      | 3.44                      |
| 1924 | 1.036                                      | 2.97                      | 1949 | 1.051                                      | 3.52                      |
| 1925 | 1.036                                      | 2.97                      | 1950 | 1.052                                      | 3.74                      |
| 1926 | 1.053                                      | 2.80                      | 1951 | 1.039                                      | 3.76                      |
| 1927 | 1.065                                      | 2.94                      | 1952 | 1.058                                      | 3.95                      |
| 1928 | 1.064                                      | 2.75                      | 1953 | 1.063                                      | 4.10                      |
| 1929 | 1.042                                      | 2.71                      | 1954 | 1.073                                      | 4.60                      |
|      |  |                           | 1955 | 1.066                                      | 4.31                      |

## BUREAU OF VITAL STATISTICS

TABLE 45: DIVORCES AND NULLITIES BY JUDICIAL DISTRICTS FOR THE YEAR 1955, ALBERTA

| JUDICIAL DISTRICTS   | Divorces           |                    |                 | Nullities           |                    |                 |
|----------------------|--------------------|--------------------|-----------------|---------------------|--------------------|-----------------|
|                      | Number of Divorces | Granted to Husband | Granted to Wife | Number of Nullities | Granted to Husband | Granted to Wife |
| Edmonton .....       | 311                | 127                | 184             | 3                   | 1                  | 2               |
| Calgary .....        | 263                | 84                 | 179             | 7                   | 2                  | 5               |
| Lethbridge .....     | 13                 | .....              | 10              | .....               | .....              | .....           |
| Medicine Hat .....   | 11                 | .....              | 8               | .....               | .....              | .....           |
| Peace River .....    | 1                  | .....              | 1               | .....               | .....              | .....           |
| Grande Prairie ..... | 6                  | 3                  | 3               | .....               | .....              | .....           |
| Hanna .....          | 1                  | 1                  | .....           | .....               | .....              | .....           |
| Red Deer .....       | 11                 | 3                  | 8               | 1                   | .....              | 1               |
| Drumheller .....     | 1                  | 1                  | .....           | .....               | .....              | .....           |
| Macleod .....        | 1                  | 1                  | .....           | .....               | .....              | .....           |
| Wetaskiwin .....     | 5                  | 5                  | .....           | .....               | .....              | .....           |
| Vegreville .....     | 3                  | 2                  | 1               | .....               | .....              | .....           |
| Total .....          | 627                | 233                | 394             | 11                  | 3                  | 8               |

## DIVORCES AND NULLITIES IN ALBERTA SINCE THE PASSING OF THE ACT

| Year       | Granted to Husband | Granted to Wife | Total |
|------------|--------------------|-----------------|-------|
| 1919 ..... | 3                  | 3               | 6     |
| 1920 ..... | 74                 | 26              | 100   |
| 1921 ..... | 53                 | 37              | 90    |
| 1922 ..... | 80                 | 49              | 129   |
| 1923 ..... | 57                 | 32              | 89    |
| 1924 ..... | 66                 | 53              | 119   |
| 1925 ..... | 59                 | 42              | 101   |
| 1926 ..... | 79                 | 75              | 154   |
| 1927 ..... | 83                 | 66              | 149   |
| 1928 ..... | 91                 | 84              | 175   |
| 1929 ..... | 77                 | 71              | 148   |
| 1930 ..... | 64                 | 87              | 151   |
| 1931 ..... | 69                 | 87              | 156   |
| 1932 ..... | 68                 | 81              | 149   |
| 1933 ..... | 56                 | 79              | 135   |
| 1934 ..... | 62                 | 106             | 168   |
| 1935 ..... | 74                 | 135             | 209   |
| 1936 ..... | 74                 | 135             | 209   |
| 1937 ..... | 102                | 139             | 241   |
| 1938 ..... | 105                | 162             | 267   |
| 1939 ..... | 104                | 163             | 267   |
| 1940 ..... | 119                | 154             | 273   |
| 1941 ..... | 135                | 176             | 311   |
| 1942 ..... | 179                | 201             | 380   |
| 1943 ..... | 190                | 223             | 413   |
| 1944 ..... | 245                | 243             | 488   |
| 1945 ..... | 302                | 273             | 575   |
| 1946 ..... | 494                | 480             | 974   |
| 1947 ..... | 404                | 478             | 882   |
| 1948 ..... | 302                | 357             | 659   |
| 1949 ..... | 262                | 332             | 594   |
| 1950 ..... | 249                | 311             | 550   |
| 1951 ..... | 255                | 334             | 589   |
| 1952 ..... | 239                | 391             | 630   |
| 1953 ..... | 228                | 375             | 603   |
| 1954 ..... | 224                | 384             | 608   |
| 1955 ..... | 233                | 394             | 627   |

TABLE 46: POPULATION, BIRTHS, MARRIAGES, DEATHS, AND RATES FOR THE YEARS 1905-1955

| Year | Population | Number of Births | Birth Rate | No. of Births Received to Date | Number of Marriages | Marriage Rate | Number of Deaths | Death Rate | Infantile Death Rate Per 1,000 Births | Puerperal Death Rate Per 1,000 Births | Natural Increase |
|------|------------|------------------|------------|--------------------------------|---------------------|---------------|------------------|------------|---------------------------------------|---------------------------------------|------------------|
| 1905 | 185,000    | 421              | 20.41      | 4,165                          | 187                 | 6.77          | 114              | 7.36       | 90.00                                 | ....                                  | 13.04            |
| 1906 | 3,003      | 3,003            | 20.41      | 4,841                          | 1,927               | 8.08          | 1,091            | 6.68       | 100.27                                | ....                                  | 13.36            |
| 1907 | 236,000    | 4,732            | 20.05      | 6,994                          | 1,907               | 2,032         | 2,188            | 8.22       | 126.57                                | 6.03                                  | 14.22            |
| 1908 | 266,000    | 5,973            | 22.45      | 7,663                          | 3,384               | 7.32          | 3,526            | 10.49      | 129.49                                | 8.65                                  | 14.07            |
| 1909 | 301,000    | 6,897            | 22.91      | 8,128                          | 3,637               | 9.70          | 3,618            | 10.58      | 134.46                                | 8.26                                  | 13.88            |
| 1910 | 341,000    | 8,321            | 24.41      | 9,657                          | 3,630               | 11.07         | 4,232            | 10.58      | 124.75                                | 7.07                                  | 15.13            |
| 1911 | 386,000    | 9,436            | 24.44      | 10,826                         | 4,429               | 11.07         | 4,432            | 10.58      | 120.47                                | 7.07                                  | 17.84            |
| 1912 | 400,000    | 10,284           | 25.71      | 12,826                         | 5,053               | 12.12         | 4,432            | 10.58      | 100.54                                | 6.13                                  | 21.43            |
| 1913 | 429,000    | 11,287           | 26.47      | 14,783                         | 5,653               | 10.39         | 4,417            | 9.32       | 87.9                                  | 5.79                                  | 21.26            |
| 1914 | 459,000    | 13,685           | 29.80      | 16,471                         | 4,202               | 9.06          | 3,588            | 7.73       | 90.5                                  | 7.20                                  | 18.69            |
| 1915 | 480,000    | 13,452           | 28.90      | 16,992                         | 4,202               | 8.53          | 3,588            | 7.73       | 90.5                                  | 7.20                                  | 18.69            |
| 1916 | 496,000    | 13,331           | 27.87      | 15,642                         | 4,230               | 8.53          | 4,058            | 8.18       | 87.30                                 | 6.48                                  | 18.92            |
| 1917 | 508,000    | 13,576           | 27.01      | 15,724                         | 4,270               | 8.54          | 4,047            | 8.09       | 107.10                                | 5.51                                  | 11.86            |
| 1918 | 522,000    | 14,890           | 25.72      | 16,818                         | 4,048               | 6.88          | 5,507            | 13.86      | 110.30                                | 6.44                                  | 14.62            |
| 1919 | 522,000    | 14,890           | 23.95      | 16,291                         | 4,718               | 7.90          | 5,675            | 9.33       | 85.65                                 | 7.24                                  | 17.57            |
| 1920 | 565,000    | 16,565           | 26.72      | 18,954                         | 5,110               | 8.24          | 6,999            | 9.15       | 85.65                                 | 7.24                                  | 19.50            |
| 1921 | 588,000    | 16,414           | 26.44      | 18,238                         | 4,272               | 7.92          | 6,999            | 8.39       | 91.93                                 | 6.68                                  | 17.83            |
| 1922 | 592,000    | 16,163           | 25.75      | 17,454                         | 4,177               | 6.99          | 5,281            | 8.06       | 90.54                                 | 5.30                                  | 18.75            |
| 1923 | 597,000    | 14,598           | 24.45      | 15,684                         | 4,360               | 7.50          | 4,907            | 7.30       | 72.40                                 | 5.18                                  | 16.12            |
| 1924 | 597,000    | 13,454           | 22.54      | 14,683                         | 4,360               | 7.27          | 4,907            | 8.21       | 72.40                                 | 5.18                                  | 16.12            |
| 1925 | 602,000    | 13,455           | 22.36      | 15,480                         | 4,498               | 7.48          | 5,116            | 8.49       | 81.63                                 | 5.89                                  | 15.31            |
| 1926 | 602,000    | 14,457           | 24.03      | 15,638                         | 4,707               | 7.81          | 5,059            | 8.18       | 74.51                                 | 6.38                                  | 15.87            |
| 1927 | 623,000    | 14,897           | 24.09      | 15,692                         | 5,776               | 9.12          | 6,699            | 9.00       | 76.50                                 | 6.75                                  | 15.79            |
| 1928 | 658,000    | 15,692           | 24.79      | 16,525                         | 5,776               | 9.12          | 6,239            | 9.65       | 77.40                                 | 7.26                                  | 16.54            |
| 1929 | 684,000    | 16,924           | 26.19      | 17,721                         | 6,004               | 9.29          | 6,239            | 9.65       | 63.0                                  | 6.46                                  | 18.41            |
| 1930 | 708,000    | 17,649           | 26.74      | 18,498                         | 5,334               | 8.08          | 5,396            | 8.33       | 63.57                                 | 6.46                                  | 16.32            |
| 1931 | 732,000    | 17,252           | 23.57      | 18,167                         | 5,142               | 7.02          | 5,902            | 7.24       | 59.38                                 | 5.04                                  | 16.32            |
| 1932 | 740,000    | 16,990           | 22.96      | 18,859                         | 5,054               | 6.83          | 5,521            | 7.46       | 58.68                                 | 3.76                                  | 15.50            |
| 1933 | 746,000    | 16,123           | 21.33      | 16,999                         | 5,389               | 7.10          | 5,346            | 7.07       | 59.90                                 | 4.43                                  | 14.24            |
| 1934 | 758,000    | 16,236           | 21.10      | 17,075                         | 6,053               | 7.87          | 5,337            | 6.93       | 54.89                                 | 4.99                                  | 14.01            |
| 1935 | 770,000    | 16,183           | 21.0       | 17,019                         | 6,010               | 7.7           | 5,729            | 7.3        | 57.8                                  | 4.2                                   | 14.0             |
| 1936 | 772,82     | 15,786           | 20.4       | 16,474                         | 6,020               | 7.8           | 6,147            | 8.0        | 60.0                                  | 5.8                                   | 12.5             |
| 1937 | 778,000    | 15,903           | 20.4       | 16,530                         | 6,345               | 8.2           | 6,261            | 8.0        | 63.0                                  | 4.9                                   | 12.4             |
| 1938 | 783,000    | 15,821           | 20.3       | 16,506                         | 6,973               | 8.9           | 5,871            | 7.5        | 51.0                                  | 4.3                                   | 12.8             |
| 1939 | 790,000    | 17,585           | 21.8       | 17,754                         | 8,789               | 9.9           | 5,789            | 7.3        | 46.0                                  | 3.5                                   | 13.9             |
| 1940 | 796,169    | 17,359           | 21.8       | 18,482                         | 8,782               | 11.8          | 6,203            | 7.8        | 58.0                                  | 3.6                                   | 13.7             |
| 1941 | 805,000    | 17,308           | 21.7       | 17,593                         | 10,172              | 10.7          | 6,095            | 7.5        | 38.0                                  | 2.3                                   | 15.2             |
| 1942 | 818,000    | 18,317           | 22.3       | 18,568                         | 10,334              | 10.7          | 6,845            | 7.6        | 30.0                                  | 0.5                                   | 22.4             |
| 1943 | 826,000    | 19,290           | 23.2       | 19,498                         | 7,771               | 9.8           | 7,345            | 8.2        | 42.0                                  | 2.7                                   | 16.1             |
| 1944 | 818,000    | 19,373           | 23.7       | 19,491                         | 7,299               | 9.8           | 6,524            | 7.7        | 46.0                                  | 2.7                                   | 16.1             |
| 1945 | 826,000    | 19,939           | 24.1       | 20,072                         | 7,310               | 8.9           | 6,920            | 7.7        | 46.0                                  | 1.6                                   | 16.0             |
| 1946 | 803,330    | 22,184           | 27.6       | 22,294                         | 9,478               | 8.8           | 6,454            | 7.8        | 43.0                                  | 2.4                                   | 16.2             |
| 1947 | 822,000    | 24,631           | 30.0       | 24,708                         | 8,797               | 11.8          | 6,601            | 8.2        | 42.5                                  | 1.4                                   | 19.3             |
| 1948 | 846,000    | 24,075           | 28.5       | 24,077                         | 8,844               | 10.5          | 6,543            | 8.0        | 37.0                                  | 0.9                                   | 22.0             |
| 1949 | 871,000    | 24,935           | 28.7       | 24,973                         | 9,037               | 10.5          | 6,987            | 8.0        | 39.0                                  | 1.2                                   | 20.2             |
| 1950 | 895,000    | 25,625           | 28.7       | 25,681                         | 9,294               | 10.4          | 7,083            | 8.2        | 33.0                                  | 1.0                                   | 20.5             |
| 1951 | 958,501    | 27,041           | 30.1       | 27,041                         | 9,305               | 10.4          | 6,856            | 7.7        | 32.0                                  | 0.7                                   | 21.0             |
| 1952 | 1,002,000  | 31,328           | 30.7       | 29,346                         | 10,046              | 10.1          | 7,646            | 7.6        | 30.0                                  | 0.6                                   | 23.7             |
| 1953 | 1,039,000  | 31,328           | 30.3       | 31,328                         | 10,046              | 9.9           | 7,167            | 7.2        | 26.0                                  | 0.3                                   | 21.1             |
| 1954 | 1,039,000  | 33,593           | 32.3       | 33,636                         | 9,844               | 9.5           | 7,520            | 7.5        | 26.0                                  | 0.4                                   | 23.1             |
| 1955 | 1,066,000  | 34,357           | 32.2       | 34,357                         | 9,844               | 9.2           | 7,950            | 7.5        | 26.0                                  | 0.4                                   | 23.1             |



