(10) Conveyance from co-operative bank	0	(including rent of rear-car) 15.78 yen		
		Distance 1.5 Km		1.5
		Conveyance amt per head per day 18 koku		18
		Daily wage per head 260 yen		260
		Rent of rear-car per day 24 "		24
		Total exp. per day 284 yen		284
(11) Taxes (including misell.)	10.00 yen		5.00 yen	
(12) Total	177.18 yen		122.09 yen	

DECLASSIFIED E.O. 12065 SECTION 3-402/NNDG NO. 775 013

DECLASSIFIED E.O. 12065 SECTION 3-402/NNDG NO. 775 013

B. The case of transportation by barge (CBNr)

a. Presumptive conditions

(1)	No of houses to be collected per barge	400 houses
(2)	Average monthly collection amt. from on house	0.8 Koku
(3)	Collection amt. per barge per month	320 "
(4)	Loading amt of on barge (mean)	80 "
(5)	Distance of transportation	20 Km
(6)	Required days for a navigation	7 days
	{ for collection 4 days,	
	{ " loading, navigation and unloading 3 days	

b. Required expenses per Koku

Item	Estimation by Tokyo-To		My estimation		
(1) Wages		60.62 yen		90.50 yen	
Boatman		31.12 "		25.00 "	
	For one time of navigation	2,500 "	For one time of navigation	2,000 "	
	Monthly wages	10,000 "	Monthly wages	6,000	
Operators for	collection	25.00 "		30.00 yen	$2^2 \times 6^3 \times 10^2 = 20^3$
	Daily coll. amt per head	12. Koku	Daily coll. amt per head	10 Koku	

DECLASSIFIED E.O. 12065 SECTION 3-402/NNDG NO. 775 013

	Daily wages per head	300 yen	Daily wages per head	300 yen
Operators for unloading & conveyance		12.50 yen	"	35.50 yen
	Conveyance distance	2 Km	Conveyance distance	3 Km
			Conveyance amt. per head per day	8 Koku
(2) Barge		11.46 yen	Daily wage per head,	260 yen
	Building cost	200,000 "	Rent of rear car per day,	24 "
	Redemption period	10 years	Total exp. per day	284 yen
	Redemption per month.	1,667 yen	" per month	1,667 yen
	Repairing " "	2,000 "	Repairing " "	1,250 "
	Interest " "	0	Interest " "	920 "
	Total " "	3,667 "	Total " "	3,837 "
(3) Rear-Cars		4.85 yen		1.54 yen
	Using 3 cars		Using 2 cars	
	Price per car	8,670 yen	Price per car	8,670 yen
	(loading capacity 10 pails)		(loading cap. 10 pails)	
	Redemption period	5 years	Redemption period	10 years
	Redemption of cars per month		" per month	
	(8,670×3)÷60 =	4335 yen	(8,670×2)÷12 =	144.5 yen
	Tires and tubes per month		Tires and tubes per month	

27

	(3350 yen × 12 sets) ÷ 60 month		(3350 yen × 8 sets) ÷ 120 month	
	= 670.0 yen		(Durab. 2 years) = 223.33 yen	
	Repairing 150 yen/m × 3	= 450.0 "	Repairing per month 300.00 "	
	Total per month	1,553.5 "	Interest " 102.40 "	
			Total per month 770.23 "	Coll. rate 250 koku/month/car
(4) Honey buckets (Pails)		2.48 yen	1.84 yen	
	Price per pail	550 yen	Price per pail 500 yen	
	Reg. no. of pails per barge	30	Reg. No. of pails per barge 30	
	Durability	48 months	Durability 48 months	
	Redemption per month	344 yen	Redemption per month 313 yen	(500×30)÷48
	Repairing / pail / month	15 "	Repairing / pail / month 15 "	
	Repairing per month	450 "	(including hemp-palm ropes)	
	Total "	794 "	Repairing per month 450 "	
			Interest per year 1,875 "	
			" per month 156 "	
			Total per month 919 "	Coll. rate 250 koku/head/month
(5) Ladles		0.12 yen	0.05 yen	
	No of ladles consumed per year (durability, one year)	3	No. of ladles consumed per year (durability, one year) 2	
	Price of a ladle	125 yen	Price of a ladle 125 yen	

DECLASSIFIED E.O. 12065 SECTION 3-402/NNDG NO. 775 013

	Repairing exp. /year/piece, 30 yen		Repairing exp/year/piece, 30 yen	
(6) Poles		0.07 yen		0.03 yen
	No. of poles consumed per year (durability, one year)	3	No. of poles consumed per year (durability one year)	2
	Price of a pole	90 yen	Price of a pole	90 yen
	Yearly exp.	270 "	Yearly exp.	180 "
	Monthly exp.	22.5 "	Monthly exp.	15 "
(7) Co-operative storage tank		0		0.76 yen (Cf. the case of transp. by truck)
(8) Miscellaneous (including taxes)		0		3.00 yen
(10) Total		87.60 yen		109.71 yen

DECLASSIFIED E.O. 12065 SECTION 3-402/NNDG NO. 775013

DECLASSIFIED E.O. 12065 SECTION 3-402/NNDG NO. 775 013

C. The case of transportation by ox-car or horse-car (O---)

a. Presumptive conditions

(1) No of houses to be collected per car	60 houses
(2) Average monthly amt. of coll. from one house,	0.8 Koku
(3) Monthly collection amt. per car	48 "
(4) Loading amt of a car	4 " (20 pail(s)
(5) Distance of transportation	12 Km
(6) No. of times of transportation per day	1 time
(7) Required days per month	12 days
(8) On the residual days, the operator engages in farming	

b. Required expenses per koku

Item	Estimation by Tokyo-to		My estimation	
(1) Wages		75.00 yen		65.00 yen
	One operator per car		One operator per car	
	Daily wages per head (300 ÷ 4 = 75)	300 "	Daily wages per head (260 ÷ 4 = 65)	260 "
(2) Fodder		17.52 "		21.90 yen

	Per head per day	70.07 yen	Per head per day	70,07 yen
	(Estimated by the controlled prices)		15 days a month for transp. use	
	(70.07 ÷ 4 = 17.52)		15 " " " " farming "	
			(70.07 × 15) ÷ 48 = 21.90	
(3) Car		11.47 yen		8.67 yen
Redemption				
	Price of one car	20,000 yen	Price of one car	20,000 yen
	Redemption period	5 years	Redemption period	6 years
	" per month	333.33 yen	" per month	277.78 yen
Repairing				
	Per year	2,600 "	Per year	2600 yen
	Per month	216.67 "	" month	216.67 "
Interest				
		0	Interest per month	97.00 "
Total	per month	550.00 yen	Per month	591.45 "
	per koku	550 ÷ 48 = 11.47	Utilization rate	70%
			For transportation only	591.45 × 0.7
				= 420.32 yen
			per koku	420.32 ÷ 48 = 8.76

DECLASSIFIED E.O. 12065 SECTION 3-402/NNDG NO. 775 013

DECLASSIFIED E.O. 12065 SECTION 3-402/NNDG NO. 775 013

(4) Ox		4.63 yen		7.29 yen
	Price of an ox	40,000 yen	Price of an ox	40,000 "
	Redemption period	5 years	Redemption period	5 years
	" per month	666 yen	Residual value	10,000 yen
	Utilization rate	1/3	Redemption per m.	500 "
	For transp. only per m.	222 yen	Interest " "	200 "
	Interest	0	Total " "	700 "
	222÷48 = 4.63		Utilization rate	50%
			For transp. only	350 "
			350 ÷48 = 7.29	
(5) Honey buckets (pails)		2.82 yen		6.00 yen
	Req. no of pails	20	Req. no of pails	20
	Price of a pail	5-50 yen	Price per pail	500 yen
	Durability	48 months	Durability	60 months
	Redemption per m.	229 yen	Redemption per m.	166.67 yen
	Repairing of a pail per m.	15 "	Repairing of a pail per m	10 "
	Repairing per m.	300 "	Repairing per m.	200 "
	Total exp. per m	529 "	Interest per year	600 "
	Utilization rate	60%	" " m.	50 "
	(529 × 0.8) ÷48 = 2.82		Total exp " "	416.67 "

		Utilization rate for coll. 70% (46.67×0.7)÷48 = 6.00
(6) Ladles	0.21 yen	0.15 yen
	No. of ladles consumed per year 1 (durability, one year)	Same as the left
	Price of a ladle 125 yen	"
	Repairing exp. per year 24 "	"
	Total exp per m. 12.0 "	"
	Utilization rate for coll. 70% (12.0×0.8)÷48 = 0.21	Utilization rate for coll 70% (12.0×0.7)÷48 = 0.18
(7) Poles	0.16 yen	0.11 yen
	No. of poles consumed per year 1 (durability, one year)	Same as the left
	Price of a pole 90 yen	"
	Expense per m. 7.5 "	"
	7.5÷48 = 0.16	Utiliz. rate for coll. 70% {(90÷12)×0.7}÷48 = 0.11
(8) Miscellaneous	0	2.00 yen (including taxes of domestic animals)
(9) Total	117.81 yen	111.51 yen

DECLASSIFIED E.O. 12065 SECTION 3-402/NNDG NO. 775 013

D. The case of transportation by rear-car (r---)

a. Presumption conditions

1.	No. of houses to be collected per car	20 houses
2.	Average monthly amt. of coll. from one house	0.8 Koku
3.	Monthly collection amt. per car	16 "
4.	Loading amt of a car	2 " (10 pails)
5.	Distance of transportation	3 (4) Km
6.	No. of times of "	3 (2) times

Remarks: As the collection amt per day is 6 (4) koku, actual working days are $2\frac{2}{3}$ (4) days.
( ) indicates my opinion.

b. Required expenses per koku

Item	Estimation by Tokyo-to	My estimation
(1) Wages	50.00 yen	65.00 yen
	One operator per car	One operator per car
	Daily wages per head, 300 yen	Daily wages per head, 260 yen
	Wages per koku 50 "	Wages per koku 65.00 "
	$(300 \times 2\frac{2}{3}) \div 16 = 50$	$(260 \times 4) \div 16 = 65$

DECLASSIFIED E.O. 12065 SECTION 3-402/NNDG NO. 775 013

(2) Rear-car		6.81 yen		4.81 yen
	Price of a car	8.670 "	Same as the left	
	Redemption period	10 years	"	
	" per month	72.25 yen	"	
	Repairing " "	261.67 "	"	
	(including supplement of tires and tubes)		"	
	Utilization rate for coll. only, 14%		Interest per year	612.00 yen
	Repairing exp. for coll. only per month	36.63 yen	" " month	51.00 "
	Total exp. per month for coll. only	108.88 yen	Total exp. " "	88.92 "
	" per koku "		Utilization rate for coll. only, 20%	
	108.88 ÷ 16 = 6.81 yen.		Total exp. per month for coll. only	76.98 yen
			" " per koku	
			76.98 ÷ 16 = 4.81	
(3) Honey buckets (pails)		1.90 yen		6.33 yen
	Req. no of pails	10	Req. no of pails	10
	Price of a pail	550 yen	Price of a pail	500 yen
	Durability	60 months	Durability	72 months
	Redemption per month	91.67 yen	Redemption per month	69.50 yen
	Repairing of a pail per m	12.5 "	Repairing of a pail per m.	7.50 "

DECLASSIFIED E.O. 12065 SECTION 3-402/NNDG NO. 775 013

	Repairing exp. per month 125 yen Total expense " " 21667 " Utilization rate for coll. 14 % Exp. for coll. only per m. 30.33 yen 30.33 ÷ 16 = 1.90	Repairing exp. per month 75.00 " Interest per year 21.66 " " per month 2.30 " Total exp. " " 102.80 " Utilization rate for coll. 60 % Exp. for coll. only per m. 101.28 yen 101.28 ÷ 16 = 6.33
(4) Ladle	0.22 yen	0.14 yen
	Req. no. 1 Durability one year Price of a ladle 125 yen Redemption per month 10.4 " Utilization rate for coll. only, 14 % Redemp. for coll. per m. 1.46 yen Repairing per month 2.00 " Total exp. " " 3.46 " 3.46 ÷ 16 = 0.22	Same as the left " " " 10.4 yen Repairing per month 2.0 " Total exp. " " 12.4 " Utilization rate for coll. only 20 % Exp. for coll. only per m. 2.28 yen 2.28 ÷ 16 = 0.14
(5) Pole	0.07	0.07
	Req. no. 1	Same as the left

DECLASSIFIED E.O. 12065 SECTION 3-402/NNDG NO. 775 013

Durability	one year	Same as the left
Price of a pole	90 yen	"
Redemp. per month	7.5 "	"
utilization rate for coll. only 14%		utilization rate for coll only 20%
Redemp. for coll. only per m. 1.05 yen 1.05÷16 = 0.07		Redemp. for coll. only per m 1.50 yen 1.50÷16 = 0.09
(6) Miscellaneous	0	1.50 yen
(7) Total	59.00 yen	77.87 yen

DECLASSIFIED E.O. 12065 SECTION 3-402/NNDG NO. 775 013

DECLASSIFIED E.O. 12065 SECTION 3-402/NNDG NO. 775 013

E. Summary of required expenses of N.S disposal by farmer operation

in yen per koku

Item	Estimations by farmers		Estimated by	My estimation
	Tokyo-to	Saitama-pref.	Tokyo-to	
I. The case of transp. by truck	not be reported			
Truck			53.76	34.80
Redemption			10.02	14.17
Repairing			41.67	15.00
Wooden tank			1.67	1.67
Interest			0	4.00
Fuel			41.72	16.69
Gasoline			41.25	16.50
Mobile oil			0.47	0.19
Wages			62.50	62.50
Driver			12.50	12.50
Ladling operators			50.00	50.00
Honey baskets			5.64	4.33
Ladles and Poles			0.10	0.10
Hemp-palm ropes			2.25	1.35
Rear-cars			1.21	1.50
Co-operative storage tank			0	0.76
Conveyance from Co-op. S. tank			0	15.78
Taxes (including miscell.)			10.00	5.70
Total			177.18	122.89

DECLASSIFIED E.O. 12065 SECTION 3-402/NNDG NO. 775 013

Item	Estimations by farmers		Estimated by Tokyo-to	My estimation
	Tokyo-to	Saitama-pref.		
II. The case of transp. By barge				
Wages	45.20	39.00	(64.21) 60.62	55.50
Boatman	25.00	21.87	31.12	25.00
Operator for Collection	20.20	17.13	(21.19) 25.00	30.00
" for unloading & conveyance	0	0	12.50	25.50
Barge	16.77	11.46	11.46	11.55
Redemption	8.44	5.21	5.21	5.21
Repairing	8.33	6.25	6.25	3.90
Interest	0	0	(3.92) 0	2.00
Rear-cars	1.54	3.41	4.85	1.54
Redemption	0.16	1.25	1.35	0.29
Repairing	1.38	2.16	3.50	1.05
Interest	0	0	0	0.20
Honey backets	1.25	22.04	(12.15) 2.48	1.50
Ladle and Poles	0	0.10	0.19	0.08
Co-operative S. Tank	0	0	0	0.76
Miscellaneous (including taxes)	6.03	0	0	3.00
Total	71.19	76.01	(92.53) 87.60	109.71

Remarks: Bracketed figuires are original, but they are evidently by mistake.

DECLASSIFIED E.O. 12065 SECTION 3-402/NNDG NO. 775 013

Item	Estimation by farmers		Estimated by	My estimation
	Tokyo-to	Saitama-pref.	Tokyo-to	
III The case of transp. by Ox-Car				
Wages	60.60	60.60	75.00	65.00
Fodder	22.87	17.52	17.52	21.90
Car	2.20	6.95	11.47	8.67
Redemption	1.78	6.95	6.95	4.07
Repairing	0.42	0	4.52	3.60
Interest	0	0	0	1.02
Ox	0	4.62	4.63	7.29
Redemption	-	4.62	4.63	5.21
Interest	—	0	0	2.08
			(4.07)	
Honey buckets	6.25	7.83	8.82	6.05
Ladle and poles	0	0	0.37	0.25
Miscellaneous (including taxes of domestic animals)	3.17	5.05	0	2.00
Total	95.09	106.57	(113.06) 117.81	111.23

Remarks: Bracketed figures are original, but they are evidently mistake.

DECLASSIFIED E.O. 12065 SECTION 3-402/NNDG NO. 775 013

Item	Estimation by farmers		Estimated by	My estimation
	Tokyo-to	Saitama-pref	Tokyo-to	
IV The Case of transp. by rear-car		not be report-ed		
Wages	75.78		50.00	65.00
Rear-car	4.21		6.81	4.81
Redemption	1.69		4.52	0.90
Repairing	2.52		2.29	3.27
Interest	0		0	0.64
Honey backets	3.75		1.90	4.33
Redemption	2.45		0.80	2.61
Repairing	1.30		1.10	2.81
Interest	0		0	0.91
Ladles and poles	1.19		0.29	0.23
Miscellaneous	3.06		0	1.50
Total	87.99		59.00	77.07

DECLASSIFIED E.O. 12065 SECTION 3-402/NNDG NO. 775 013

8. Investigation on the consignment fee of N.S disposal in case of farmer operation

A Transportation by truck

(a) Figures reported by Agriculture Co-operative Ass.

	Hikonari-mura Saitama-pref	Waseda-mura Saitama-pref	Kamagaya Chiba-pref
Mean distance (Km)	16.0	22.0	26.0
Expense per koku (yen)			
Fee of A.C.A.	2.25	2.25	2.50
Transportation	20.00	25.00	33.33
Labordge	30.00	30.00	55.14
Instrument and the others	104.04	113.16	19.44
Total	156.25	170.41	110.41

(b) My estimation

Mean distance (Km)	20.0	25.0
Expense per koku (yen)		
Truck	27.87	34.84
Fuel	13.35	16.69
Wages	61.00	62.50
Honey buckets	3.46	4.33
Rear-cart	1.54	1.54

DECLASSIFIED E.O. 12065 SECTION 3-402/NNDG NO. 775 013

Local conveyance	15.78	15.78
Taxes and other miscell.	7.06	7.21
Fee of A.C.A	2.50	2.50
Total	112.56	125.39
Value as fertilizer	82.30	82.30
Reasonable payment of Tokyo	30.26	43.09

B. Transportation by barge

(a) Figures reported by Agricultural Co-operative Ass.

Farm village	Shinko-Edogawa, Tokyo	Waseda-mura, Saitama	Yoshikawa-machi Saitama
Mean distance (km)	4.0	32.0	32.0
Expense (yen)			
Fee of A.C.A.	2.50	2.55	2.30
Transp.	72.50	26.04	26.04
Laborage		77.50	77.50
Instruments and the others	51.50	40.19	40.19
Total	124.50	146.28	146.03

One every case of the above table, they are dearer than my expectation. Perhaps, these must be estimated excessively. Especially, in case of Shinko-Edogawa I suppose, it is estimated much more than actual expense intentionally and politically. With regard

DECLASSIFIED E.O. 12065 SECTION 3-402/NNDG NO. 775 013

to the cases of the other, I think, such dear expenses can not be profitable for farmers, even though payment of Tokyo-to may be raised the fee widely.

Farm village	Hachiman-mura, Saitama	Miyano-mura Saitama	Hikonari-mura Saitama
Mean distance (Km)	20	24	28
Expense (yen)	89.52	90.31	103.65

These reported figures are cheaper than my expectation

(b) My estimation

Mean distance (Km)	Total expense (yen/koku)	Fertilizer value (yen/koku)	Reasonable payment of Tokyo-to (yen/koku)
	*		
20	109.71+2.50=112.21	82.30	29.91
24	116.30+2.50=118.80	82.30	36.50
28	124.40+2.50=126.90	82.30	44.60

* This 2.50 yen is the fee of A.C.A.

DECLASSIFIED E.O. 12065 SECTION 3-402/NNDG NO. 775 013

C. Transportation by Ox-car

(a) Figures reported by Agr. Coop. Ass.

Name of farm village	Mean distance (Km)	Reported expense (yen)
Angyo, Saitama	12.0	125.61
Kawagachi, "	4.0	109.79
Hikonari "	16.0	143.04
Takesato "	26.0	105.56
Obukuro "	22.0	147.30
Gamo "	16.0	120.64
Funabashi, Chiba	16.0	143.53
Average	16.0	134.78

(3) My estimation

Mean dist. of village (Km)	4	8	12	16	20	24
Expense (yen/Koku)						
Wages	52.00	58.50	65.00	71.50	78.00	84.50
Fodder	19.90	20.90	21.90	22.90	23.90	24.90
Car	7.67	8.17	8.67	9.17	9.67	10.17
Ox	7.25	7.25	7.25	7.25	7.25	7.25
Honey bucket	6.08	6.08	6.08	6.08	6.08	6.08
Miscell	2.25	2.25	2.25	2.25	2.25	2.25
Fee of A.C.A	2.50	2.50	2.50	2.50	2.50	2.50
Total	97.73	105.73	113.73	121.73	129.73	137.73
Value as fertilizer	82.30	82.30	82.30	82.30	82.30	82.30
Reasonable payment of Tokyo-to	15.43	23.43	31.43	39.43	47.43	55.43

DECLASSIFIED E.O. 12065 SECTION 3-402/NNDG NO. 775 013

D. Transportation by Rear-car

(a) Figures reported by Agr. Co-op. Ass.

Name of farm village	Mean distance (Km)	Reported expense (yen/koku)
Suginami, Tokyo	2.0	74.40
Takatsu, Kanagawa	8.0	122.66
Tamizuka, Saitama	10.0	131.13
Average	6.7	109.06

(3) My estimation

Mean dist. of village (Km)	4	6	8	10	12
Expense (yen/koku)					
Wages	65.00	80.00	96.00	112.00	131.00
Rear-car	4.81	5.31	5.81	6.31	6.81
Honey bucket	6.33	6.33	6.33	6.33	6.33
Miscell.	1.73	1.73	1.73	1.73	1.73
Fee of A.C.A	2.50	2.50	2.50	2.50	2.50
Total	80.37	95.87	112.37	119.87	148.37
Value as fertilizer	82.30	82.30	82.30	82.30	82.30
Reasonable payment of Tokyo-to	0	13.57	30.07	47.57	66.07

DECLASSIFIED E.O. 12065 SECTION 3-402/NNDG NO. 775 013

9. On the revision of the sale prices of N.S.

A. Claim of farmers on the reduction of the sale price of N.S.

(1) Tokyo-to Production & Agr. Co-op. Ass. Union's

(a) In case of direct transportation by truck (rural district)
for the farm-villages in the Tokyo-to-ku 20 (30) yen/koku
" " " the Tokyo-to-gun (urban districts) 30 (50) "

(b) In case of transportation by barge
Existing price is 20 yen/koku, but farmers are paying to boatmen some definite amt. of tip according to custom. The corresponding wages for this tip shall be paid by Tokyo-to.
(Details of this circumstance are not reported yet by Tokyo-to, I wish to catch the real facts by on-the-spot-inspection.)

(c) In case of the transportation by railway
for the farm-villages in the Tokyo-to-ku 8 (10) yen/koku
" " " " the Tokyo-to-gun 10 (25) "

(2) Saitama-pref. Purchase and Agr. Co-op. Ass. Union
About 22 yen/koku is adequate as a sale price of N.S.

(3) Southern Saitama N.S. purchase & Agr. Co-op. Ass. Union
It is claimed to lower the existing prices by about 50% uniformly

(4) Chiba-pref. Purchase & Agr. Co-op. Ass. Union
Same as the Southern Saita

DECLASSIFIED E.O. 12065 SECTION 3-402/NNDG NO. 775 013

B On the adequate sale prices estimated by Tokyo-to

Fundamental Principle: Basing upon the existing sale prices which are classified by prefectures, distances, and means of transportation.

Fundamental Data: (1) The burden imposed upon the farmers for purchasing N.S. (It is discussed in the next article.)

(2) Fertilizer value of N.S — the value estimated by Tokyo-to is 66.96 ≒ 67.00 yen/koku)

(3) Besides, referring to the sale prices of the suburban cities, and the great stringency of the agricultural economic at the present time, and also making efforts to avoid the sudden decrease of income of Tokyo-to.

Remarks: The unbalance or irrationality of the sale prices will be corrected at this time

Fundamental formula:

B = Total expense for purchase of N.S.

F = Fertilizer value of N.S

C = Coefficient due to various additional conditions

P = Adequate sale price of N.S

$$P = (F - B)C$$

DECLASSIFIED E.O. 12065 SECTION 3-402/NNDG NO. 775 013

B varies according to distances and means of transportation.
F is unique at the definite period.
From the a/m principle, formula and idea the sale prices were decided as following table.

(new)
Revised sale prices of N.S. (yen per koku)

District supplied		Sale prices of N.S. classified by means of transportation			Remarks
		Truck	Barge	Railway	
Tokyo	Urban district	30.00 (30.00)	10.00 (20.00)	10.00 (10.00)	
	Rural "	50.00 (50.00)		15.00 (25.00)	T=Relaying by truck
	Fuchu relaying st.	15.00 (35.00)			B=Relaying by barge
	Higashi-Murayama & Kiyose relaying st.			T 10.00 (25.00)	( )=Existing (old) sale price
Saitama	Whole area	65.00 (*65.00 *70.00)	30.00 (40.00)	30.00 (45.00)	* Iruma gawa
	Miyoshi relaying st.	15.00 (45.00)			
	Kiyose			20.00 (35.00)	
	" relaying st.			T 10.00 (35.00)	
	Soka "		T 20.00		
	Togasaki "		T 20.00		
	other "		25.00 (40.00)		
Chiba	whole area	65.00 (70.00)	30.00 (40.00)	30.00 (45.00)	
	Gyotoku relaying st.		T 15.00		
	Matsudo "		T 20.00 B 15.00 (40.00)		
Kanagawa	whole area	65.00 (65.00 **70.00)			** Yokohama

DECLASSIFIED E.O. 12065 SECTION 3-402/NNDG NO. 775 013

Authorized percentages of loss on the way of transportation

Direct transportation by truck	20 %
Transportation by barge	10 "
" by railway	actural loss quantity
" by barge & reload by truck	20 %
Reload by other means (Ox-car & rear car)	10 %

C. Burden of farmers purchasing N.S. of Tokyo-to
(Surveyed by Tokyo-to)

(Direct operation) in yen per koku Surveyed on March 1950

	Name of town or village	Burden Amt. of Farmers	Price of N.S	Intermediate Fee				Trans-portation	Labor-age	Instru-ments & Articles	Others	
				Ass. U.	Co. Ass.	Branch Ass	other					
Tokyo-to Production & Agr. Co-op. Ass. Union												
		(by Truck)										
	(Urban district)											
Max.	Nerima	51 00	3000	500	100		*1500					* tip for drivers
Min.	Sedagaya	35 00	3000	500								
Average		45 33	3000	500	100		933					
	(Rural district)											
Max	Kodaira-machi	90 00	5000	1500	1500		*1000					
Min	Komae-mura	8200	5000	1500	520	720			1250	150		
Ave		8550	5000	1500	1005	195	500		313	37		
		(by barge)										
	Edogawa	68 46	2010	200	200				200	4246		
		(by railway)										
	Kiyose-mura	60 00	2500	300	200			450	1150	1000		
Total average		6357	3000	625	377	47	358	243	415	1320		
Saitama-pref. Purchase & Agr. Co-op. Ass. Union												
		((by railway)										
Max.	Takesato-mura	125 99	4500	500	*2200				4687	662		* including the laborage for workmen employed by A.C.A.
Min.	Dewa-mura	97 50	4500	500	1000		250		3000	500		
Ave		111 74	4500	500	1625		125		3843	581		
		(by barge)										
Max.	Waseda-mura	113 54	4000	500	300		90	2161	3750	553		
Min.	Kawaguchi-shi	80 00	4000	500	500							

DECLASSIFIED E.O. 12065 SECTION 3-402/NNDG NO. 773 013

Ave		83 03	40 00	500	509	107		15-51	1307	325		
	(By barge, contract)											
Max.	Wasada-mura	109 16	4000	500	300			3070	3750	1776		deducting contract
Min.	Hikonari-mura	76 46	4000	500	200			1250	2400	1776		cost 2430 yen
Ave		90 80	4000	500	366			2414	2723	15-57		
	(By truck)											* Tipper drivers
Max.	Ōwada-mura	2800	5200	500	600		*2500					
Min.	Uchima-mura	8500	5200	500	300		*2500					
Ave		8650	5200	500	450		*2500					
Total Ave		93 75	4066	500	811	36	*1827	305	1717	303		

Southern N.S Purchase & Agr. Co-op. Ass. Union

	(By barge)										
Max.	Takesato-mura	13750	4000	1000	460	200	*500	5500	2000		* charge of electrical power
Min.	Gamō-mura	8000	4000	1000	500		*500		2000		
Ave		10887	4000	1000	525	50	*500	2812	2000		
	(By truck)										* charge of electrical power
Max.	Angyo-mura	9000	6500	1000	500		*1000				
Min.	Kawaguchi-shi	8250	6500	1000			*750				
Ave		8625	6500	1000	240		*875				
Total Ave		9756	5250	1000	388	25	*687	1406	1000		

Chiba-pref. Purchase & Agr. Co-op. Ass. Union

	(By barge)										
Max.	Komagase-mura	154 00	4000	200	500	500	*1200	9000			
Min.	Minami-Gyotoku	65 54	4000	200	710		*500		1500	44	

DECLASSIFIED E.O. 12065 SECTION 3-402/NNDG NO. 775 013

Ave		104.96 (by Truck)	40.00	2.00	9.15	2.17	*1120.	38.76	5.94	4.74		?	
	Matsudo-shi	100.00 (by railway)	70.00	1.00	1.00		**2400			4.00		** including charge of electical power	
Min.	Kawama-mura	105.47	45.00	2.00	5.00	5.00	12.50		2.19	10.80	#23.00	# repairing of trackway	
Max.	Shichifuku-n	170.00	45.00	2.00	10.00		15.00	75.00	18.00	5.00			
Ave.		146.82	45.00	2.00	8.33	1.67	12.50	50.00	13.05	6.94			
Total Ave		117.26	51.67	1.67	5.82	1.28	15.90	28.25	6.33	3.87	2.45		
Kanagawa-pref. Purchase Agr. Co-op Ass Union (by Truck)													
Max.	Takatsu	86.76	52.00	6.50	6.50				6.26		15.50		
Min.	Inada	71.50	52.00	3.25	3.25						13.00		
Ave		78.75	52.00	5.41	5.41				2.09		13.84		

In the a/m table, the doubtful and irrational figures are discovered here and there. Therefore, there are not reliable for direct data, with exception of taking general rough amounts of farmers' burden.

Officials of Tokyo-to say, as the a/m table has been made in haste from inspections which had been done by many inexperienced men taking a part of the work, these figures are incomplete.

DECLASSIFIED E.O. 12065 SECTION 3-402/NNDG NO. 773 013

DECLASSIFIED E.O. 12065 SECTION 3-402/NNDG NO. 775 013

D. Circumstances concerned the relaying transportation

Night-soil amounts by relaying transportation are very much, and as transportation expenses for it are added to the sale prices of Tokyo-to, these expenses are heavy burden for farmers remarkably, even if the sale prices of Tokyo-to should be cheap.

Transportation expenses (by truck) from the relaying stations to the final villages are follows.

in yen per koku

Prefecture	Saitama		Chiba	
Relaying station	Sōka	Togasaki	Matsudo	Gyotoku
Maximum	66.50	101.00	92.75	82.86
Minimum	42.50	55.00	31.07	20.95
Average (by total sum)	53.73	56.95	64.59	45.83

Total expenses of farmers in case of relaying transportation by truck are as follow.

in yen per koku

Prefecture	Saitama		Chiba	
Relaying station	Sōka	Togasaki	Matsudo	Gyotoku
Maximum	137.50	155.50	140.25	137.36
Minimum	95.50	114.70	80.00	63.45
Average (by single sum of every final village's)	116.66	134.04	112.30	101.02

Sale price of N.S	old	40.00	40.00	40.00	40.00
	new	20.00	20.00	20.00	15.00

DECLASSIFIED E.O. 12065 SECTION 3-402/NNDG NO. 775 013

(I can not understand, why is the sale price in case of Gyotoku less than in case of Togasaki, notwithstanding average relaying expense in case of Togasaki is much more than in case of Gyotoku.)

In case of the Higashi-murayama relaying St. Tokyo to (transported by railway and reland by truck), the relaying expense is fixed by 60 yen per koku uniformly by a pool system irrespective of far or near.

Distances of farm-villages from relaying St.

Kita-tama-gun	14 villa	from 10 to 60 km.
Hachioji-shi	1 "	60 km
Minami-tama-gun	10 villa	from 36 to 77 km
Nishi-tama-gun	5 "	" 40 " 60 "

Actual results of the relaying transportation

Month	Operation days	Expected Amt. per day	Expected Amt. (E) per month	Actual Amt (A) per month	% of A/E
		(koku)	(koku)	(koku)	%
Togosaki Rel. St					
Apr. 50	24	196	4,704	1,700	36
May	25	196	4,900	1,100	22
Jun.	26	196	5,096	1,010	19
Jul.	26	196	5,096	0	0
Aug.	27	196	5,292	0	0
Total			25,088	3,810	15.1

DECLASSIFIED E.O. 12065 SECTION 3-402/NNDG NO. 775 013

Month	Operation days	Expected Amt. per day (E)	Expected Amt. per month (E)	(A) Actual Amt. per month	% of A/E
Söka Rel. St.		(Koku)	(Koku)	(Koku)	%
Apr. 50	24	299	7,176	920	1.2
May	25	"	7,475	1,020	1.3
Jun	26	"	7,774	0	0
Jul	26	"	7,774	0	0
Aug	27	"	8,073	0	0
Total			38,272	1,940	0.5
Matsudo Rel. St.					
Apr. 50	24	410	9,840	7,000	71
May	25	"	10,250	10,380	101
Jun	26	"	10,250	4,000	37
Jul	26	"	10,660	4,800	45
Aug	27	"	11,700	4560	38
Total			53,110	30,740	57
Gyoloku Rel. St.					
Apr. 50	24	550	13,200	9,681	73
May	25	"	13,750	12,432	90
Jun.	26	"	14,300	3,003	21
Jul.	26	"	14,300	2,268	15
Aug.	27	"	14,850	2,982	20
Total			70,400	30,366	43
Higashi-murayama Rel. St.					
Apr. 50	24	320	7,680	1,390	18
May	25	"	8,000	5,620	70
Jun.	26	"	8,320	1,933	23
Jul.	26	"	8,320	3190	38
Aug.	27	"	8,640	144	1.6
Total			40,960	12,277	30

DECLASSIFIED E.O. 12065 SECTION 3-402/NNDG NO. 775 013

Remarks: In general, acceptance of farm-villages is decreasing gradually because of heavy burden for farmers and bad conditions of agricultural economics, especially, as the a/m results, it is more severer in case of relaying transportation. In case of Higashi-murayama, as both storage tanks at the dispatching and arrival stations have no cover, quantity of stored night-soil has deteriorated on account of pouring of rain water, and it is disliked by farmers. It is expected that repairing or improvement of the storage equipments will be carried out before long.

and also increase of supply from suburban cities

E. The sale prices of N.S. of the suburban cities at the recent time

(1) Saitama-pref.

(a) Omiya-shi

Transportation; By Truck

Farm-villages supplied; districts of Okukuro-mura, Minami-Saitama-gun

Sale price; 60 yen per koku

DECLASSIFIED E.O. 12065 SECTION 3-402/NNDG NO. 775 013

5-8

Intermediate fees; none (because of direct transaction with farmers)

(b) Urawa-shi

Similar as Omiya-shi.

(2) Chiba-pref.

Districts of Funabashi-shi

Sale price 50 - 60 yen per koku
(Transported till the requesting farmer)

(3) Tokyo-to

(a) Tachikawa-shi

Operated; by contractor
Transported; by truck
Farm-village supplied; districts of Kita-tama-gun & a part of Nishi-tama-gun

Sale price; 45 yen per koku
(on Apr. 1950)

After 1 May 1950, charging 5 yen per pail (25 yen per koku) from inhabitants as a collection fee, and giving it to the contractor as a subsidy.

(3) Musashino-shi

Operated; by contractor
Farm-village supplied; districts of Kita-tama-gun

Sale price 35 yen per koku
(on Sept. 1950)

DECLASSIFIED E.O. 12065 SECTION 3-402/NNDG NO. 775 013

After 1 May 1950, charging 10 yen per pail (50 yen per koku) from inhabitants as a collection fee and giving some parts of it to the contractor as a subsidy.

(C) Hachiōji-shi

Majority is disposed of by farmer operation and utilized by farm villages surrounding the city.

F. My opinion on the revised sale prices of V.S

It is difficult to comment surely the revised sale prices, because of complexity and variation of conditions. I wish to investigate them more minutely by and by.

DECLASSIFIED E.O. 12065 SECTION 3-402/NNDG NO. 775 013

10. Alterations of 1950 fiscal year's budget following to the revision

(1) Consignment fee

Original yearly budget	¥ 323,000 yen
1st. half yearly payment expected	16,272,910 "
2nd " " " " (by the revised fee)	37,095,600 "
Total yearly payment expected	¥ 36,536,510 "
Shortage of budget	8,006,030 "

(2) Income due to N.S. sale

Original yearly budget	46,720,000 yen
1st. half yearly income expected	23,821,981 "
2nd " " " " (by the revised sale prices)	25,409,993 "
Total yearly income expected	49,231,974 "
Diminution of income	7,488,030 "

(3) Total shortage of yearly budget

15,533,060 yen

DECLASSIFIED E.O. 12065 SECTION 3-402/NNDG NO. 775 013

11. Conclusion

It seems that the sale prices of N.S by direct operation together with the consignment fee of N.S. disposal by farmers which have been revised this time (enforced on and after 1 Oct. 1950) were adopted the nearly average values of expectation of Tokyo-to and claim of each Agricultural Co-operative Ass. Union Compromisely. As there are relations of demand and supply between Tokyo-to and farmers, it may be unavoidable to do so, and the prices in these degrees may be adequate, observing all conditions concerned — the present agri-cultural economic, fertilizer value of N.S. financial embarrassments of Tokyo-to, and rapid increase of N.S. outgoat etc.

By good fortune, not only prices of chemical fertilizers but also prices of crops have been raised recently.

I think that the circumstances of farmer-villages concerned the N.S. collection should be always observed and investigated making every effort to it by Tokyo-to and these data should be prepared for the change of the various conditions.

— the end —

DECLASSIFIED E.O. 12065 SECTION 3-402/NNDG NO. 775 013

ty

15 October 1950

SUBJECT: Inspection and Investigation on the Operation of ARAKAWA-ku Branch, Tokyo-To Seiso Jigyo-Bu.

FROM: I. Nukazawa

TO: Mr. C.W. Allen

Contents

I. General

1. Location of Arakawa-ku Branch

2. Organization

3. Operators

4. Area in Charge, Population and No. of Houses

II. Operation

1. Operation of Rubbish and Garbage Disposal

a. Collection and Disposal of Rubbish

b. Collection and Disposal of Garbage

c. Expected Output Amount of Rubbish and Garbage

d. Actual Collected Amount of Rubbish and Garbage

e. Comparison between Expected and Actual Amount of Rubbish and Garbage

f. Operation Expenses Concerning ~~to~~ Rubbish and Garbage

g. Expenses per Kan of Rubbish and Garbage Disposal

h. Causes of Defect of Rubbish and Garbage Disposal

2. Collection of Night-Soil

a. No. of Houses and Population for Night-Soil

b. Expected Amount of Night-Soil to be Collected Formally

c. Actual Collection Amount of Night-Soil

DECLASSIFIED E.O. 12065 SECTION 3-402/NNDG NO. 775 013

d. Comparison between Expected and Actual Amount of Night-Soil Collection

e. Courses of Night-Soil Disposal by Farmers

f. System of Night-Soil Disposal by Farmers

g. Income and Payment for Night-Soil Disposal

3. Street Cleaning

a. Area of Road

b. Actual Results of Operation in July 1950

4. Cleaning of Public Latrines

I. General

1. Location of Arakawa-ku Branch

2-chome, Mikawajima-machi, Arakawa-ku
(83) 8249

2. Organization

Chief of Branch Shusaku Hamaoka

General Affairs Division
- Responsible person 1
- Clerks 4 (1)

Operation Division
- Responsible person 1
- Foremen 4

Total 11 persons (1), ( ) indicates the long absentees

3. Operators (in July 1950)

Items	Regular	Temporary	Unemployed Relief Laborers	Total
Rubbish	18	0	5	23
Garbage	14	0	5	19
Night-Soil	0	0	0	0
Public Latrine	2	0	0	2
St. Cleaning	4	0	59	63
Total	38	0	69	107

DECLASSIFIED E.O. 12065 SECTION 3-402/NNDG NO. 775 013

4. Area in Charge, Population and No. of Houses

a. Area in Charge:

Whole area of Arakawa-ku (administrative) 10.57 km^2

b. Population:

Actual, on ~~01~~ 30 April 1950 201,700

c. No. of Houses (concerning ~~to~~ collection of garbage, rubbish and night-soil): 36,559

d. No. of Households (concerning ~~to~~ collection of garbage, rubbish and night-soil): about 48,290

II. Operation

1. Operation of Rubbish and Garbage Disposal

a. Collection and Disposal of Rubbish

Collection and conveyance of rubbish are operated in the same manner as Nakano-ku branch in general, but as the Nippori rubbish and garbage incineration is situated in this district, some amounts are conveyed by the collection carts directly without re-lading. And majority of them are transported by trucks to the reclamation lands (location: at Arakawa-ku and Umeta-cho, Atachi-ku) and the a/m incineration.
For heaped rubbish, it is the same as the Nakano-ku branch also.
Rubbish has been collected about 3 times a month from each house.

DECLASSIFIED E.O. 12065 SECTION 3-402/NNDG NO. 775 013

The Courses of Collection and Conveyance of Rubbish
(Figures denote the actual amounts in July 1950)

Unit in Kan.

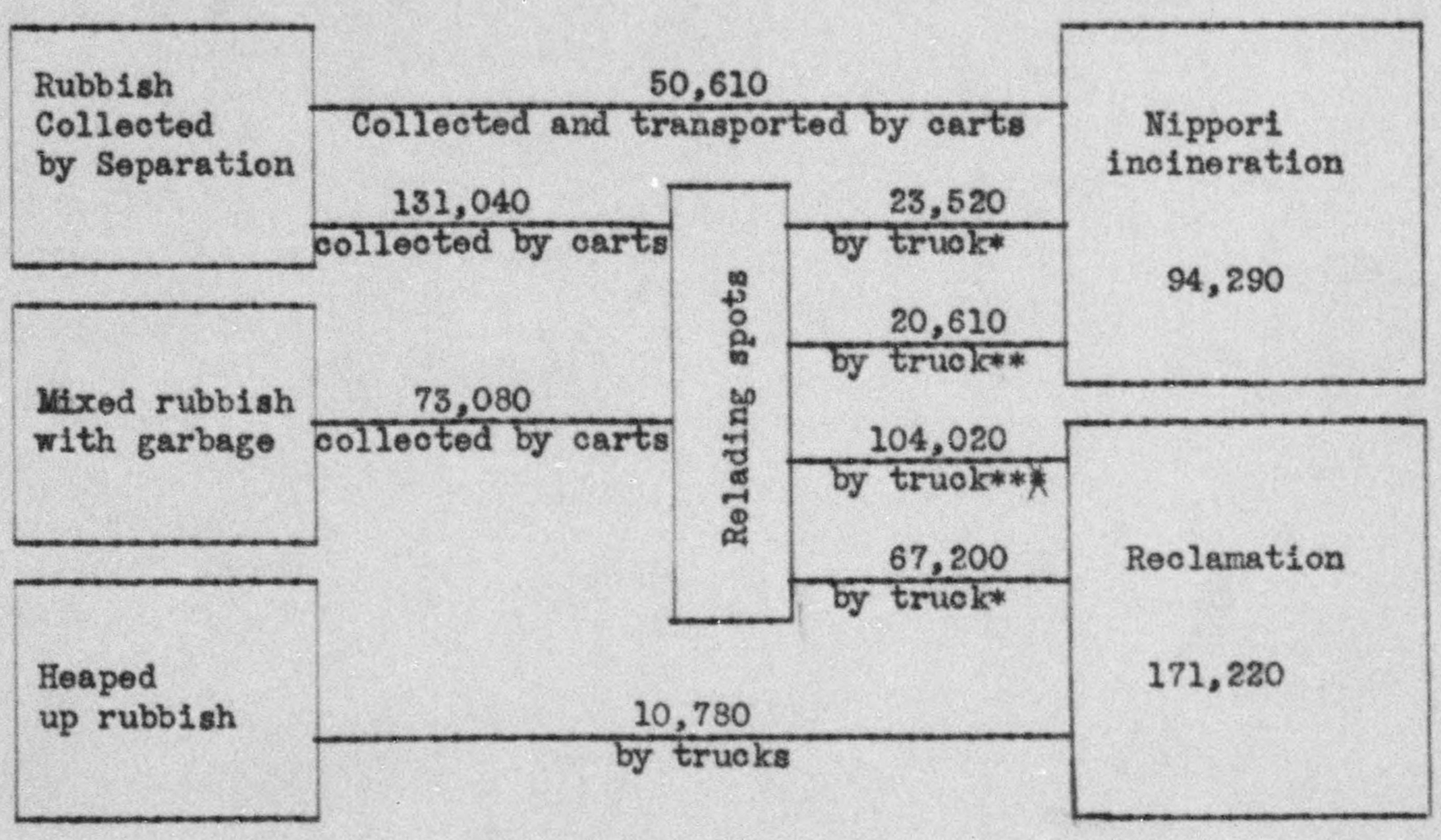

* paid by account of Arakawa-ku branch
** paid by account of "Kido-han"

b. Collection and Disposal of Garbage.

All garbage is collected by carts and transported to the adjacent relading spots (using vacant places without any equipment). About 60% of it is sold to farmers, and they utilized it for hog-forage and fertilizer.

Though it is expected to collect garbage every day for every house as a original plan, it is not perfect actually due to the want of operators and sub-foremen and without understanding of the residents.

It is said about rubbish also.

DECLASSIFIED E.O. 12065 SECTION 3-402/NNDG NO. 775 013

The Courses of Collection and Conveyance of Garbage
(Figures denote the actual amounts in July 1950)

Unit in Kan

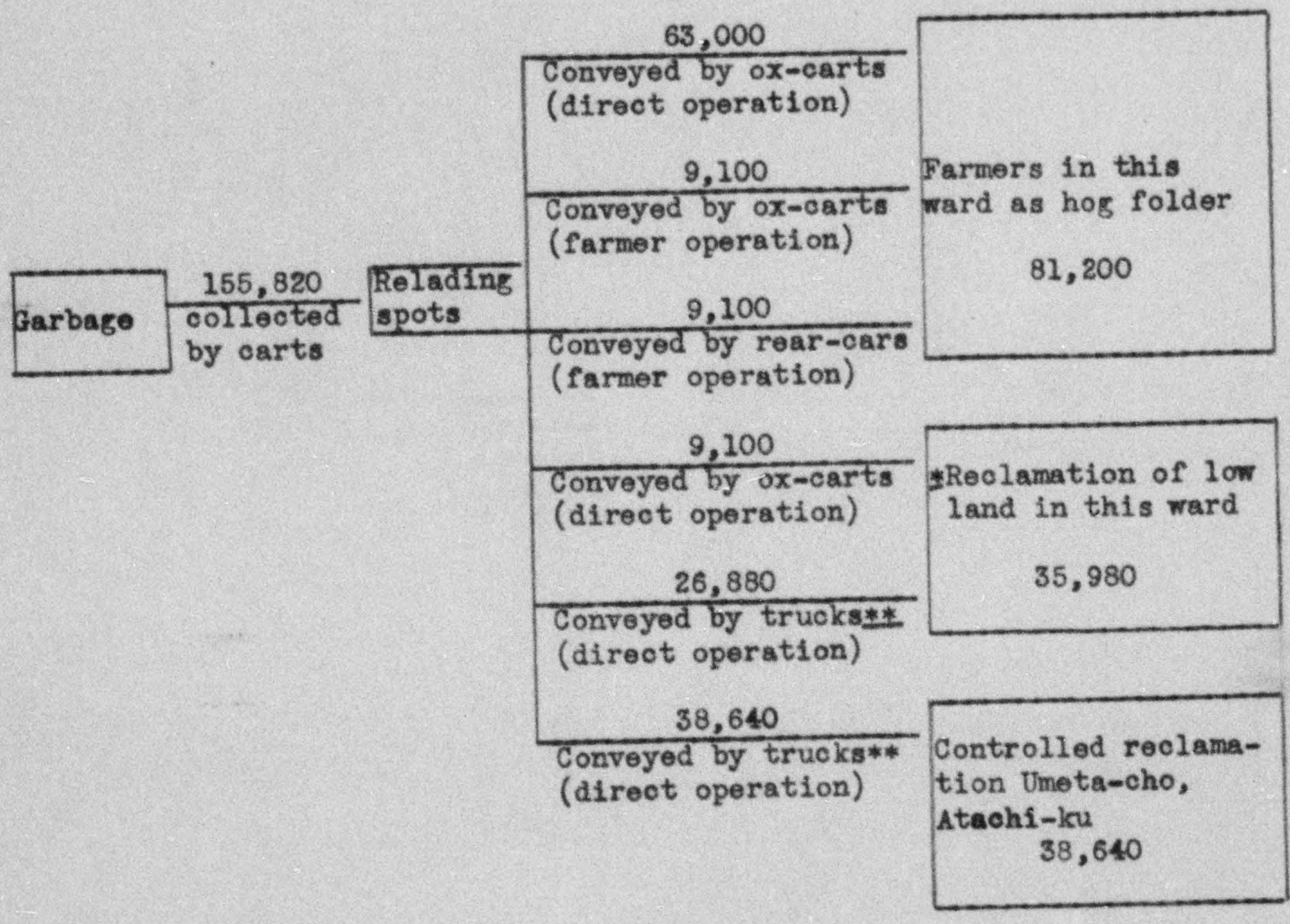

Remarks: * Reclamation has been carried out under an agreement of the land-owners.

** These operations were carried out by "kido-han" (cf. Page 4 of Report on Nakano-ku branch).

DECLASSIFIED E.O. 12065 SECTION 3-402/NNDG NO. 775 013

c. Expected Output Amount of Rubbish and Garbage

	Houses	Population	Population per House	Expected Daily Output Amt. of Rubbish ~~& Garbage~~ Kan/house	Expected Daily Output Amt. of Rubbish ~~& Garbage~~ Amount (Kan)	Expected Daily Output Amt. of Garbage Kan/house	Expected Daily Output Amt. of Garbage Amount (Kan)	Total Daily Amount (Kan)
To be collected	33,915	199,510	5.88	0.20 †	6,783	0.16 †	5,426	12,209
Self disposal	367	2,190	5.97	-	-	-	-	-
Without output	2,677	0	0	-	-	-	-	-
Total	36,559	201,700	5.52	-	-	-	-	-

d. Actual Collected Amount of Rubbish and Garbage (Kan)

Kind \ Month	April	May	June	July	Total	Monthly average
				(261,320)		(205,820)
Rubbish	190,780	139,520	140,700	181,650	652,650	163,160
				(160,010)		(95,160)
Garbage	66,500	66,500	82,810	155,820	371,630	92,910
				(0)		(0)
Mixed	9,980	7,690	78,120	83,860	179,650	44,910
Total	267,260	213,710	301,630	421,330	1,203,930	300,980
Operation Days	25	26	26	26	103	
	30	31	30	31	122	

Remarks: Mixed rubbish and garbage is separated to rubbish and garbage in ~~im~~proportion of 95:5, and ( ) indicates the corrected figure.

DECLASSIFIED E.O. 12065 SECTION 3-402/NNDG NO. 775 013

e. Comparison between Expected and Actual Amount of Rubbish and Garbage.

DAILY OUTPUT = NO. OF DAYS per month (Kan)
" Collection = NO OF working DAYS per month

	Expected	Actual Amount Average April - July 50	Actual Amount July 50
Rubbish			
Monthly Output	203,490	205,820	261,320
Daily Output	6,783	$\frac{(205,820)\times 4}{(30+31+30+31)}$ = 6,750	$\frac{261,320}{31}$ = 8,420
Daily Collection	7,830	$\frac{(205,820)\times 4}{(25+26+26+26)}$ = 7,990	$\frac{261,320}{26}$ = 10,050
Garbage			
Monthly Output	162,780	95,160	160,010 Expected
Daily Output	5,426	3,120	~~193,560~~ 5,170
Daily Collection	6,270	3,700	6,150
Total			
Monthly Output	366,270	300,980	421,330
Daily Output	12,209	9,870	13,590
Daily Collection	14,100	11,690	16,200

From the above table, I know that results in April, May and June are very bad, but on the other hand those in July ~~was~~ were excellent.

This fact is to talk evidently that majority of accumulated residual rubbish and garbage from April (or prior to) was disposed in July, by the urgent means; temporary use of unemployed relief laborers as complement and the aid of trucks of "Kido-han".

DECLASSIFIED E.O. 12065 SECTION 3-402/NNDG NO. 775 013

f. Operation Expenses Concerning ~~to~~ Rubbish and Garbage
April - July 1950.

Month	Rubbish	Transportation	Total Exp.	Collected Amt.
	yen	yen	yen	
April	474,006	193,490	667,496	267,260
May	464,412	192,780	657,192	213,710
June	478,878	164,325	643,203	301,630
July	485,693	167,020	652,713	421,330
Total	1,902,989	717,615	2,620,604	1,203,930
per kan	1,59	0.60	2.19	

g. Expenses per Kan of Rubbish and Garbage Disposal in July 1950

	Items	Amounts	Expense	Expense per Kan
Rubbish:	Collected & Transported by carts (without reloading, distance about 6 k.m)	kan	yen	yen
	~~Rubbish~~ Wages	50,610	92,000	1,82
Rubbish:	Collected by carts and transported by trucks (including mixed rubbish and not including heaped rubbish)			
	~~Rubbish~~ Wages	204,120	180,000	0.88
	Trucks	90,720	91,830	1.01
	Total			1.89
Garbage:	Collected by carts and Transported by ox-cars (distance about 5 k.m)			
	~~Rubbish~~ Wages	155,820	213,693	1.37
	ox-carts	72,100	75,190	1.04
	Total			2.41

DECLASSIFIED E.O. 12065 SECTION 3-402/NNDG NO. 775 013

Expense of Transportation by Truck per Kan per Km. = (c)

Arriving Place of Transportation	(A) Distance (Going and returning)	(B) Transported Amount	(A) x (B)	Expense of Transportation
Nippori Incineration	12 Km	23,520 Kan	282,240	
Controlled Recl. Land	20 Km	67,200	1,344,000	
Total			1,626,240	91,830

$$(c) = \frac{91,830}{1,626,240} = 0.0565 \text{ yen}$$

Check: Fee for truck service

Running ~~meterage~~ mileage	60 km. per day
Lading amount	840 kan
Fee for hiring truck	2,850 yen per day

(omitting the details of conditions for overrun and overtime and vice versa)

Then, $(c) = \frac{2,850}{840 \times 60} = 0.0565$ yen

By the above calculation, I could make sure that payment of transportation by a truck had been proper. However, it is a question whether the fee for hiring a truck has been estimated properly or not. I will investigate this by and by.

h. Causes of Defects of Rubbish and Garbage Disposal.

I hesitate to say the result of rubbish and garbage disposal in this district is good. The following conditions will be pointed out as the main causes of defects.

(1) Bad conditions of topography;

The whole area of Arakawa-ku is the low and wet land generally, and therefore many houses are flooded even by a trivial rainfall.

The area burnt down by the air raid is about 60% of the whole.

Many small houses of lower classes mass, and many ~~tenanted~~ tenement houses are there.

DECLASSIFIED E.O. 12065 SECTION 3-402/NNDG NO. 775 013

(2) Indifference of residents for scavenger and environment sanitation: It seems that the idea of sanitation of residents is of low standard generally, as many lower class persons are living there. Houses having the rubbish box are 60% of the whole, and residents are apt to throw away at any place selfishly. Moreover, as an annoying matter, not only some residents of this district throw rubbish at the lonely roadsides and vacant lots, but also ones of Shitaya and Asakusa, Daito-ku transport it to those places by rear-cars and the like by stealthily under cover of night. I suppose, they dare to do it disliking to pay money in trust of rubbish disposal, (it is provided that money in trust shall be paid for the amounts over the definite limit per house) and also from their irresponsibility.

(3) Want of operators and foremen: This is described in (b) of this article.

2. Collection of Night-Soil.

In this district, night-soil is collected by farmers only, for houses which shall be disposed of under responsibility of Tokyo-to.

a. No. of Houses and Population for Night-Soil at Arakawa-ku.

	Disposal by regular farmers under responsibility of Tokyo-to	Disposal by in trust under self responsibility (?)		Self-disposing water closet	Direct connection to public sewer	Self disposal	Without Excretion	Total
		By regular farmers	By any contructor					
Houses								
Common houses	27,645	-	-	309	264	5,938	-	34,156
Warehouses & barns	-	-	-	-	-	-	1,711	1,711
Vacant houses	-	-	-	-	-	-	559	559
Public latrines	-	6	-	-	1	-	-	7
Public offices	14	52	46	-	5	9	-	126
Total	27,659	58	46	309	270	5,947	2,270	36,559
Population	161,190	360	200	1,433	922	37,595	-	201,700
Population per house	5,83	6.14	4.43	4.64	3.41	6.32	-	*5.88

* Calculated excepting the houses without excretion.

DECLASSIFIED E.O. 12065 SECTION 3-402/NNDG NO. 775 013

b. Expected Amt. of Night-Soil to be collected formally, at Arakawa-ku.

			Disposal by regular farmers under responsibility of Tokyo-to	Disposal by regular farmers in trust	Total
A.	Inhabitants always in their houses	No. of Houses	27,659	58	27,717
		Population	98,575	330	98,905
		expected amt. of N.S.(Koku/day)	473.16	1.58	474.74
B.	Inhabitants going out to attend ~~to~~ offices & schools of the outside	No. of Houses	(27,659)	(58)	(27,717)
		Population	62,615	30	62,645
		Exp. Amt. of N.S. (Koku/day)	169.06	0.08	169.14
C.	Persons coming from the outsides to attend ~~to~~ offices and schools	No. of Houses			
		Persons	20,700	1,800	22,500
		Exp. Amt. of N.S. (Koku/day)	49.68	4.32	54.00
	Total expected amt.	(Koku/day)	691.90	5.98	~~696~~ 697.88 ≒ 700.

Assumption: For A, 0.0048 Koku per head per day
For B, 0.0027 Koku per head per day
For C, 0.0024 Koku per head per day

c. Actual Collection Amount of Night-Soil

April - July 1950
(in Koku)

Monthly	Monthly Collection Amount	Daily Average Collection Amount	Remarks
April	20,152	691.5	
May	18,912	610.6	It is the busy farming season, so results of collection are not good.
June	16,272	542.4	
July	19,082	615.6	
Total	74,418	610.0	

DECLASSIFIED E.O. 12065 SECTION 3-402/NNDG NO. 775 013

d. Comparison between Expected and Actual Collection Amounts of Night-Soil.

Expected	700 koku/day
Actual	610 koku/day
Ratio of Actual to Expected	87.2%
Presumption	
Domestic farm use	10.0%
Dishonest acts of farmers	2.8%

About the causes of difference of expected and actual amount, I wrote them in my report on the inspection of Nakano-ku branch. These are said in this district similarly provided that the dishonest acts of the farmers are a few more than Nakano-ku.

e. Courses of Night-Soil Disposal by Farmers

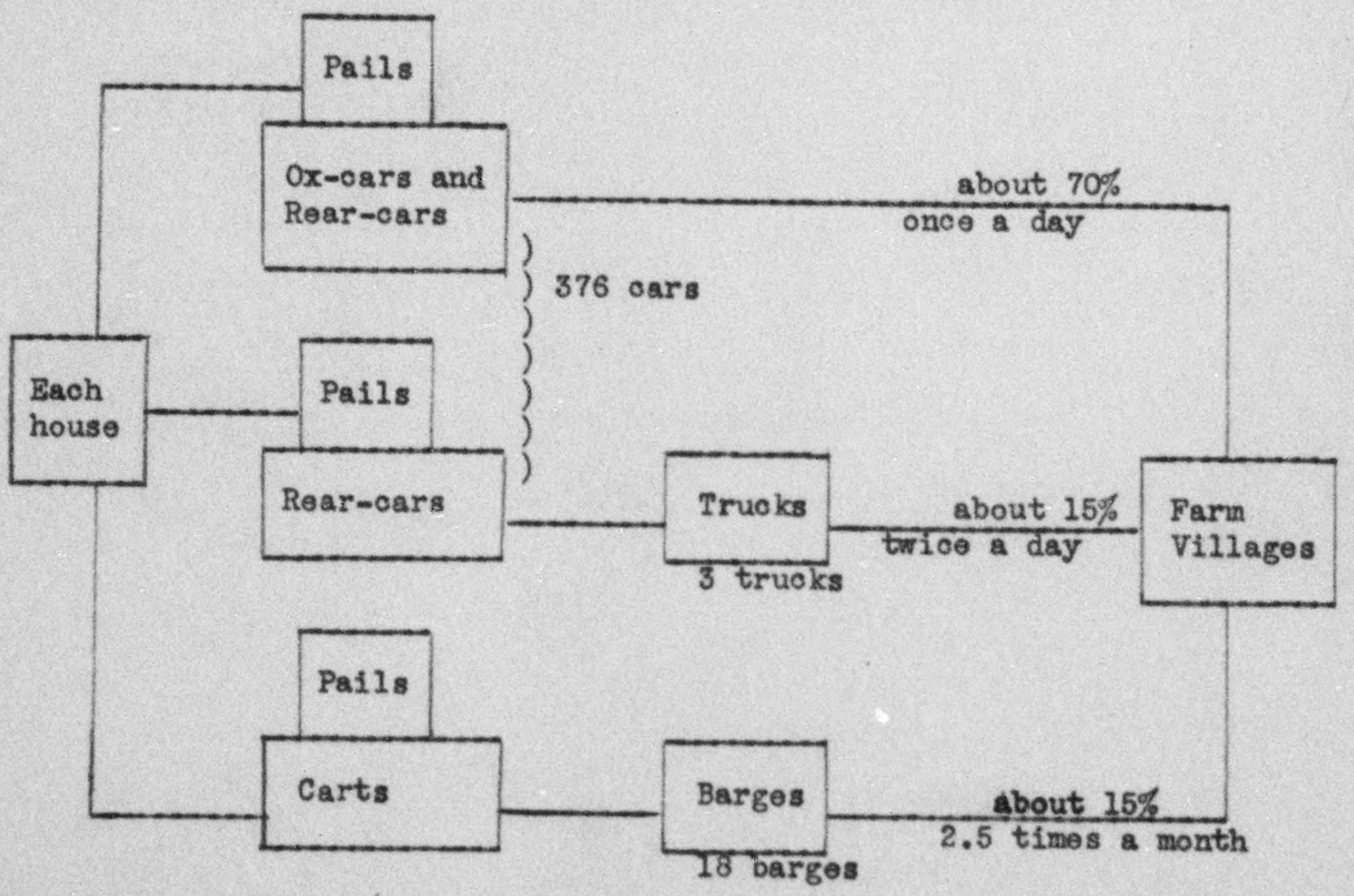

Transported
- to Saitama Prefecture 78%
- to Tokyo-to 20
- to Chiba Prefecture 2

DECLASSIFIED E.O. 12065 SECTION 3-402/NNDG NO. 775 013

f. System of Night-Soil Disposal by Farmers

4 Agriculture Cooperative Association Unions
30 Agriculture Cooperative Association of each Town and Village
182 Branches of each A.C.A.
757 Farmers (Members of A.C.A.)

g. Income and Payment for Night-Soil Disposal

Income of Tokyo-to 9.0 yen per pail
or 45.0 yen per koku

Payment to A.C.A.U. from Tokyo-to 16 yen per koku
Actual income of farmers 12.5 - 13.0 yen per koku
That is to say,
3 - 3.5 yen per koku is a commission of
A.C.A.U., ACA of village and its branch

Due to decrease of value of night-soil as fertilizer according to free and ample supply of artificial chemical fertilizer now, payment amount shall be increased, however amount of commission shall not be increased.

I wish to investigate about this problem touching to the actual facts.

3. Street Cleaning.

a. Area of Road

	Area of Road to be Cleaned (m^2)	Daily Cleaning Area (m^2)
Operated every day	25,125	25,125
Operated every other day	31,255	15,627.5
Operated every 3rd day	23,825	7,941.7
Total	80,205	48,694.2

DECLASSIFIED E.O. 12065 SECTION 3-402/NNDG NO. 775 013

b. Actual Result of Operation on July 1950.

Total cleaning area	732,940 m^2
Collected amount of rubbish and garbage	54,600 kan
Disposed amount of rubbish and garbage	54,880 〃
Total number of operators	
(I) Unemployed relief laborers	1,424 persons
(II) Temporary laborer of direct engagement	103 persons

Expense

Laborage	wages for (I)	377,502 yen
	insul. 〃	9,180 〃
	wages for (II)	33,475 〃
	Total	420,157 〃
Transportation		107,740 〃
Total expense		527,896 〃

Unit expense per kan

Collection $\frac{420,157}{54,600} = 7.70$ yen

Transportation $\frac{107,740}{54,880} = 1.96$ yen

Sum 9.66 yen

The above result is not ~~so~~ bad as the case of Nakano-ku, but comparing with the unit expense of the rubbish disposal at this district, it is ~~the remarked~~ big difference.

I suppose, if this work should be carried out by regular operators of Tokyo-to only, the expense would be perhaps one 3rd of the above result.

4. Cleaning of Public Latrines

Existing (being used) public latrines	6
(under construction	1)
Operators (mean)	1.5

Cleaned once or twice a day for one latrine

Cleaning is not enough, due to want of operators, imperfection of the installation and also bad habit of users.

DECLASSIFIED E.O. 12065 SECTION 3-402/NNDG NO. 775 013

DECLASSIFIED E.O. 12065 SECTION 3-402/NNDG NO. 775 013

DECLASSIFIED E.O. 12065 SECTION 3-402/NNDG NO. 775 013

荒川区全図

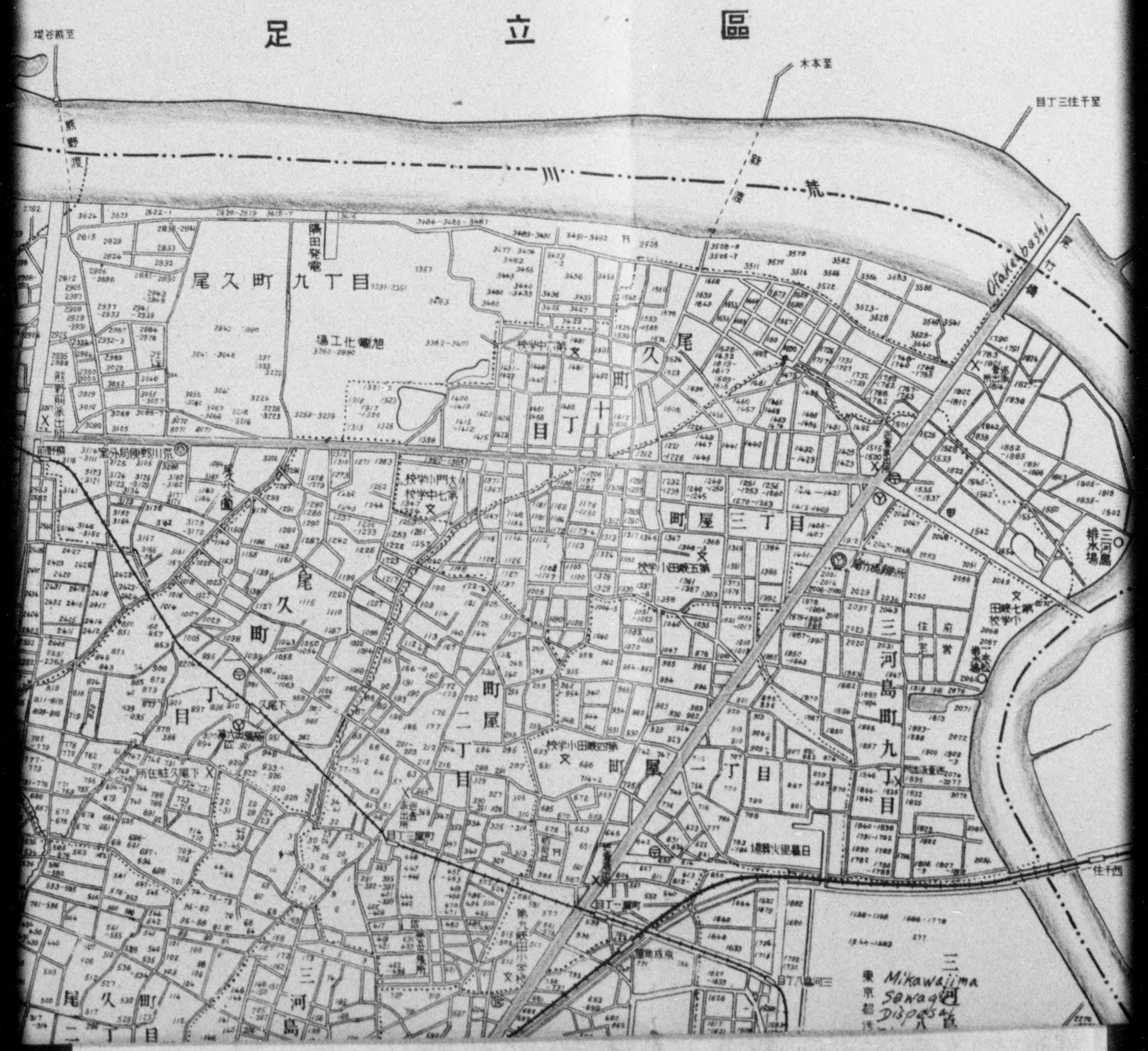

DECLASSIFIED E.O. 12065 SECTION 3-402/NNDG NO. 775 013

荒川区

DECLASSIFIED E.O. 12065 SECTION 3-402/NNDG NO. 775 013

ARAKAWA-KU



DECLASSIFIED E.O. 12065 SECTION 3-402/NNDG NO. 775 013

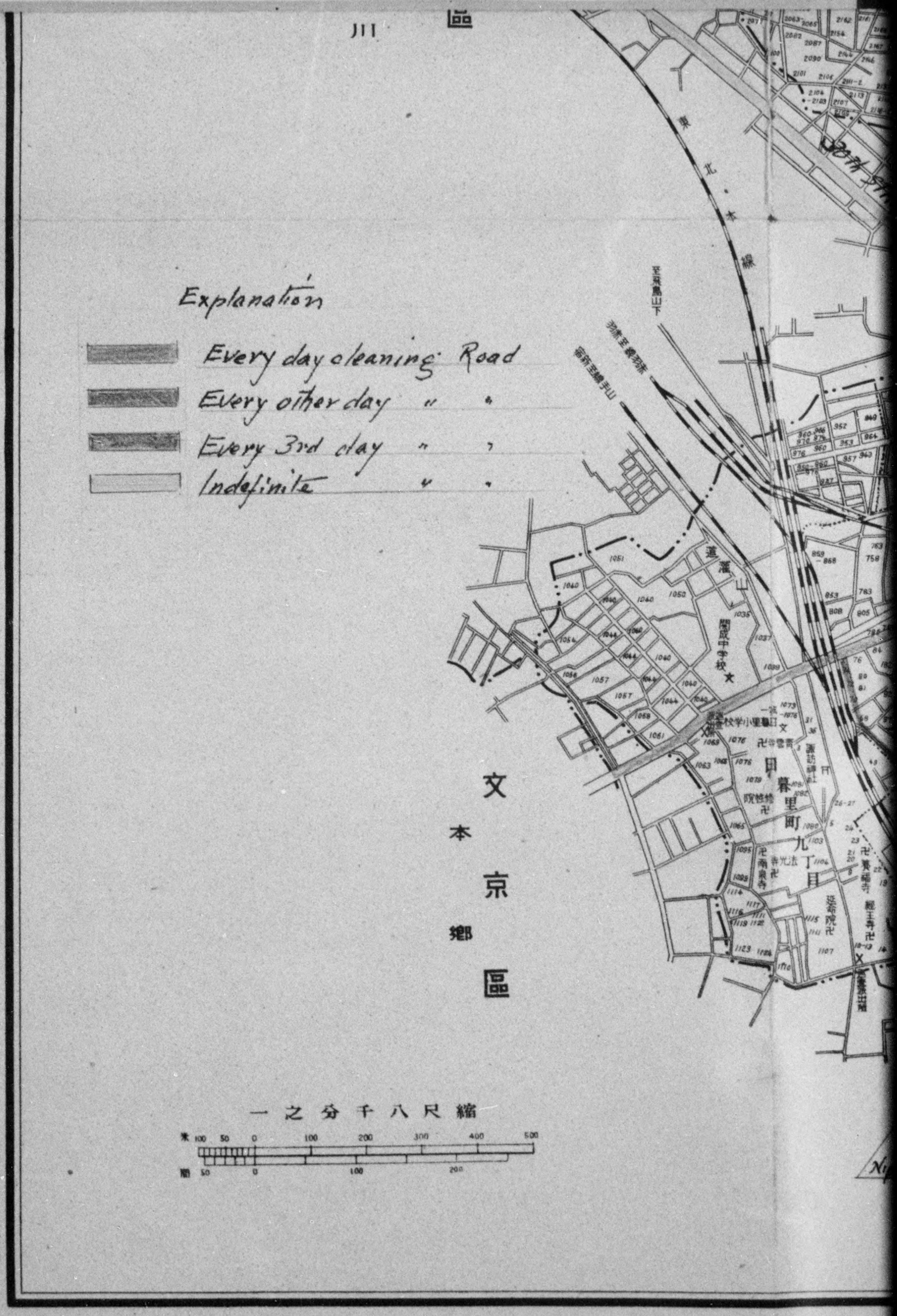

東京都文京區元町一丁目一番地
發行元 內山模型製圖社
電話小石川(85)二三九三

DECLASSIFIED E.O. 12065 SECTION 3-402/NNDG NO. 775 013

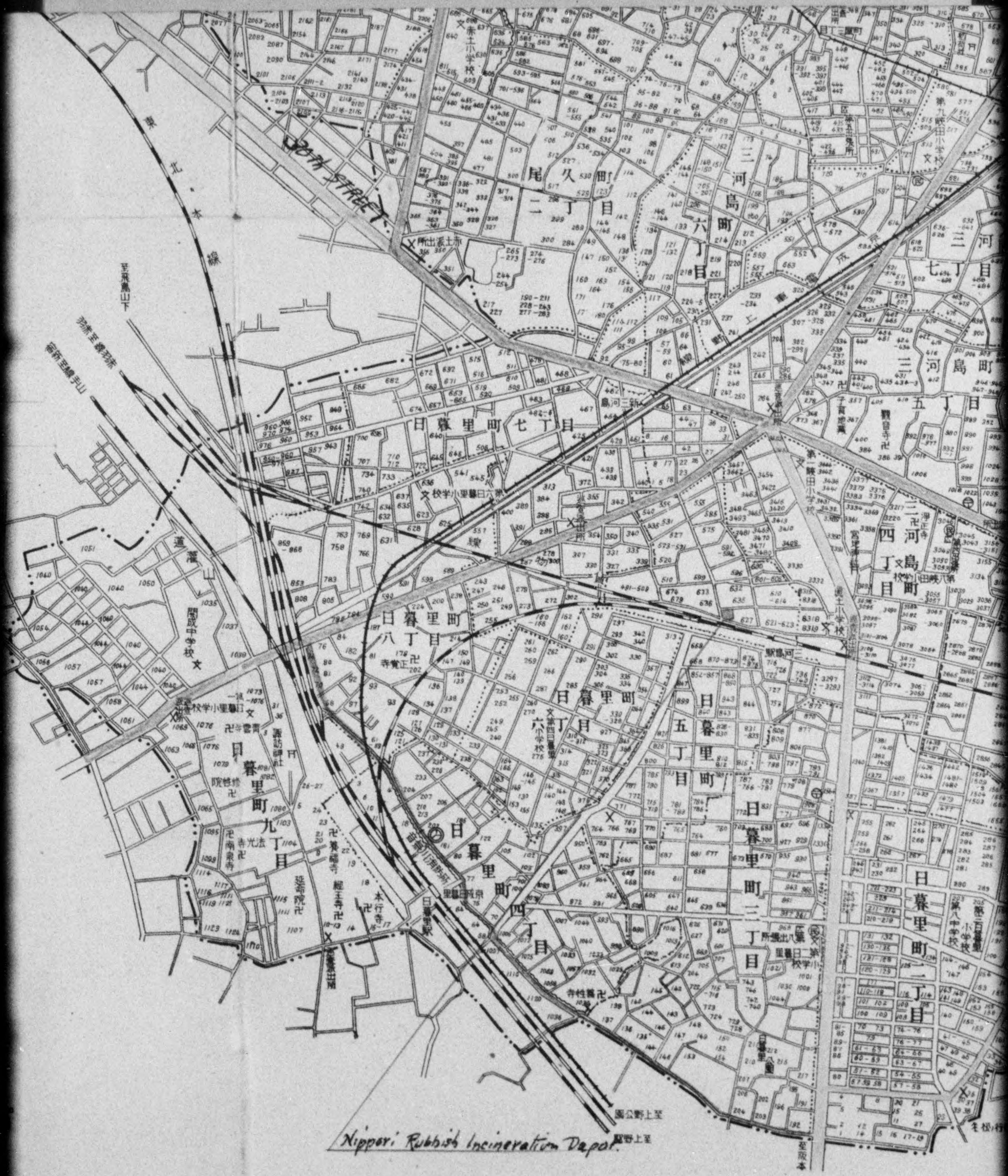

DECLASSIFIED E.O. 12065 SECTION 3-402/NNDG NO. 775 013

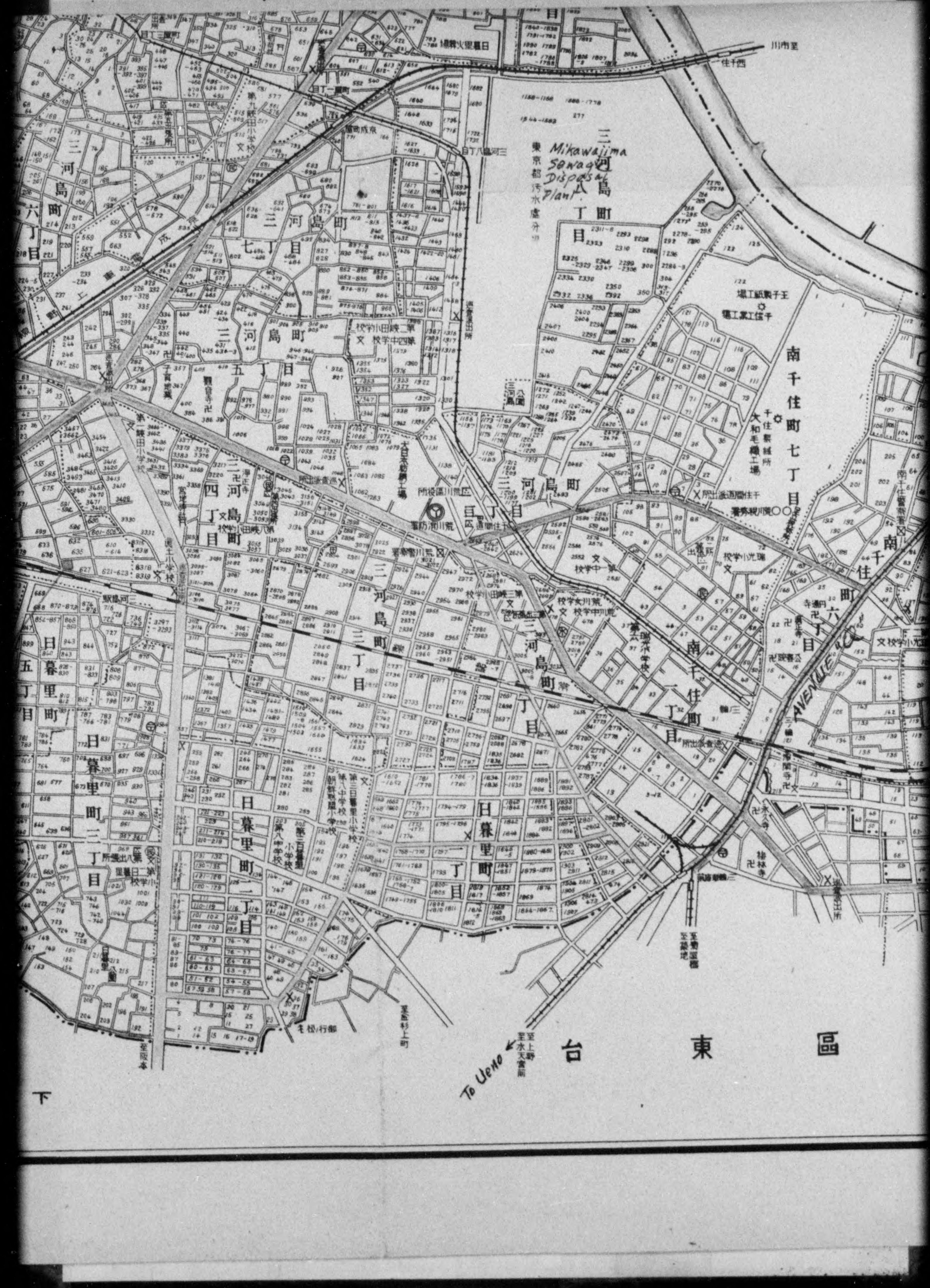
三河島町六丁目
三河島町五丁目
三河島町四丁目
三河島町三丁目
三河島町七丁目
三河島町
三河島町
三河島町

DECLASSIFIED E.O. 12065 SECTION 3-402/NNDG NO. 775 013

DECLASSIFIED E.O. 12065 SECTION 3-402/NNDG NO. 775 013

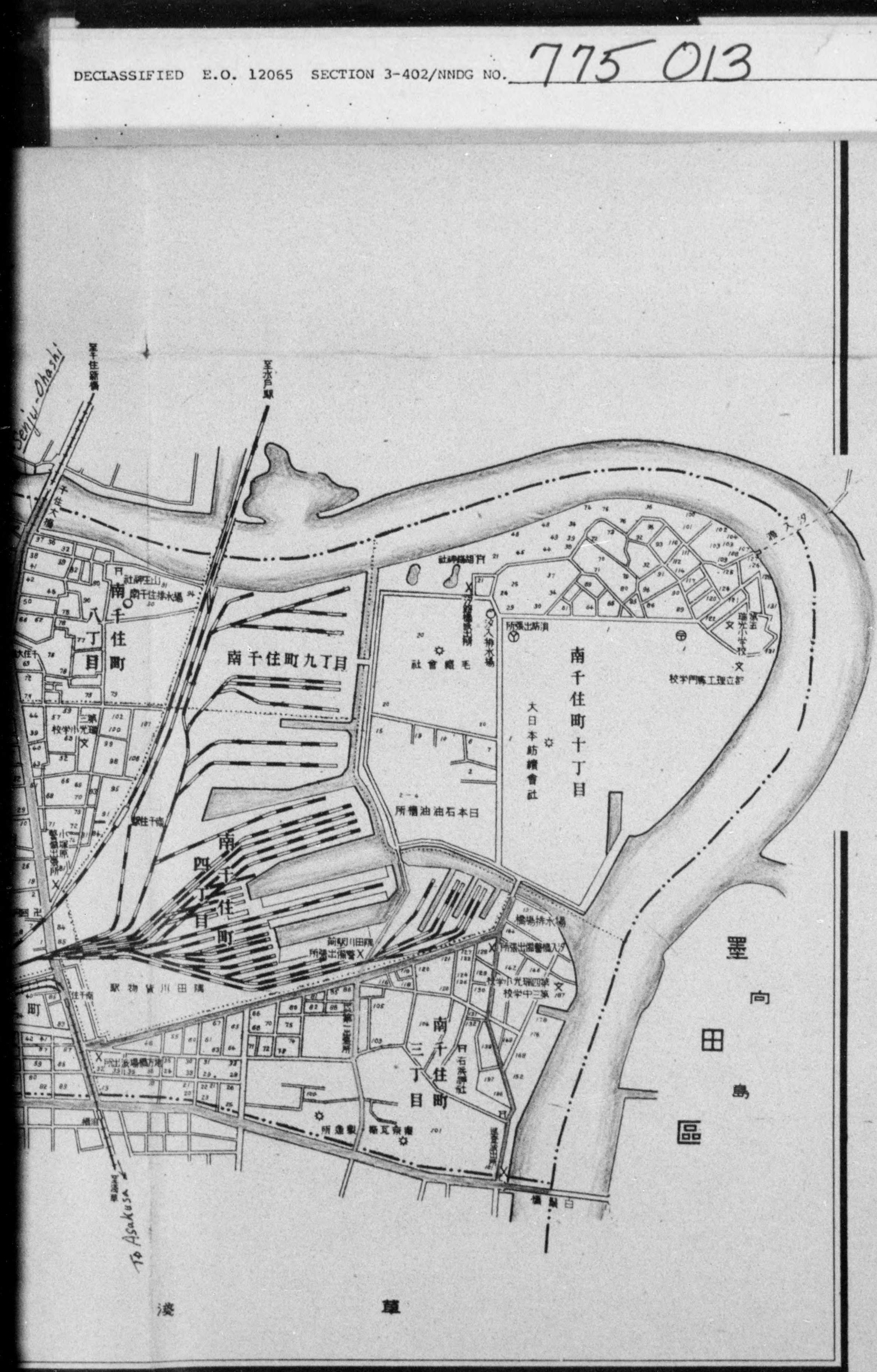

DECLASSIFIED E.O. 12065 SECTION 3-402/NNDG NO. 775 013

Kandal Chu

Area	3.12	Km^2
Population	73,636	persons
No. of Houses	14,510	houses

23600 persons / Km^2

4650 houses / Km^2

ARAKAWA

Rubbish & Garbage

Expected Amts. (Reported by Arakawa br.)

Daily Collection

Rubbish	6,952	→ 7,440	
Garbage	5,515	→ 6,003	
Misc	976	50% garbage 488 50% Rubbish 488	
total	13,443	13,443	

Daily output amt = Daily Coll. amt × 25/30

Rubbish	7,440 × 25/30 = 6,200 Kan	per hour ÷	0.201 Kan
Garbage	6,003 × 25/30 = 5,000 Kan	" ÷	0.162 "

No of hours 30,900

DECLASSIFIED E.O. 12065 SECTION 3-402/NNDG NO. 773 013

amount contributed per person

Amount contributed per person

No. of person in words | 43,031

amount collected per collector

Amount collected per collector

49. | 43,031

DECLASSIFIED E.O. 12065 SECTION 3-402/NNDG NO. 773013

DECLASSIFIED E.O. 12065 SECTION 3-402/NNDG NO. 775 013

REPORT

OF

SEISO JIGYO-BU
(Department of public cleaning)

TOKYO-TO

Sept. 1950

DECLASSIFIED E.O. 12065 SECTION 3-402/NNDG NO. 775 013

Organization of Seiso Jigyo-bu
(Department of Public Cleansing)

- Seiso Jigyo-bu Chief
  - Management Sec. Chief
    - Gen. Affairs Div. Chief
      - Gen. Affairs Sub. Div.,
      - Personal S.D.,
      - Accounting S.D.
      - Planning S.D.
    - Procurement Div. Chief
      - Equipment S.D.
      - Barge & Cart S.D.
    - Facilities Div. Chief
      - Management S.D.
      - Technique S.D.
  - Operation Sec. Chief
    - 1st Ope. Div. Chief
      - Operation S.D.
      - Public Relation S.D.
    - 2nd Ope. Div. Chief
      - Operation S.D.
      - Fee S.D.
    - Direction Chamber Chief
      - Direction S.D.
  - 23 Branches, 13 Sub Branches, 8 Operational Depot.

Seiso Jigyo-bu Personnel and Affairs

Seiso Jigyo-bu Chief -- Name: En Ota
Management Sec. Chief -- Name: Makoto Uchiyama

Gen. Affairs Div. Chief -- Mame: Hideo Ishibashi

Gen. Affairs Sub Div.
Chief -- Shinkichi Asano
Duty in Charge -- despatch and receive official document,
Keeps official seals.
Filing documents and books.
Handles matters concerning Law governing Disposal of Dirt.
Handles applications for permission and approval.
Other sundry affairs.

Personal Sub Div.
Chief -- Kintaro Umenai
Duty in Charge -- Handles personnel, service and salary.
Employees Mutual Benefit Society Affairs.
Health Insurance and other insurance for employees.

Accounting Sub Div.
Chief -- Akira Hasegawa
Duty in Charge -- Budget and accounting.
Affairs relating to Unemployment Relief Project.

Planning Sub Div.
Chief -- Toshiichi Miyao
Duty in Charge -- Investigation and planning.
Guidance and education of employees.
Propagation of Sanitation ideas.
Supervision of employees' service.
Statistics for operations
Liaison Affairs

DECLASSIFIED E.O. 12065 SECTION 3-402/NNDG NO. 775 013

Procurement Div. Chief-- Name: Shojiro Yamaguchi
Equipment Sub Div.
Chief-- Tsuguo Fujii
Duty in Charge-- Handles stationary.
Operation equipments Procurement, purchasing and safe-keeping off equipment and tools.
Night-soil kegs, dippers, trash-net and other supplies issuance.

Barge & Cart Sub Div.
Chief-- Chuichi Wakabayashi
Duty in Charge-- Maintenance and supervision of trucks and barges.
Procurement and supply of material and fuel for trucks and barges.

Facilities Div. Chief-- Name: Kichigoro Okada
Management Suv. Div.
Chief-- Akiyoshi Aoshika
Duty in Charge-- Maintenance and management of operation depots, branches, operation facilities, operation workers station, and public latrines.
Procuring operation site ground.

Technique Suv. Div.
Chief-- Teruyuki Nakamura
Duty in Charge-- Designing and supervision on building repairing work off cleansing facilities.

Operation Sec. Chief-- Name: Tatsujiro Saito
1st Operation Div. Chief-- Name: Takuzo Umezawa
Operation Sub Div.
Chief-- Gosaku Takahashi
Duty in Charge-- Collection, transportation and disposal of rubbish (trash and garbage).
Enforcement of General Cleaning-up Campaign.
Utilizing and sale of trash and garbage.
Street Cleaning, and management of rubbish incinerator.

Public Relation Sub Div.
Chief-- Masao Kajiyama
Duty in Charge-- Disposal of garbage and trash from Occupation Force's Installation and Dependent Houses.
Street and river cleaning.

2nd Operation Div. Chief-- Name: Keisaku Kasai
Operation Sub Div.
Chief-- Yasaburo Kawasaki
Duty in Charge-- Collection, transportation and disposal of night-soil.
Railway transportation of same.
Distribution of night-soil to agrarian villages.

DECLASSIFIED E.O. 12065 SECTION 3-402/NNDG NO. 775 013

Fee Sub Div.
Chief-- Shoichi Ishida
Duty in Charge-- Receiving money raised by disposal of trash and night-soil, also other revenues.

Direction
Direction Chamber Chief-- Operation Sec. Chief
Direction Sub. Div.
Chief-- Masaro Nakayama
Duty in Charge-- Encouragement, communication and leadership of branch offices and operation depots.

List of Seiso Jigyo-bu Branches and Sub Branches

Name	Location	No. of Houses	Population	Area Dimention
Chiyoda-ku Branch	In the Ward Office's Building, No2, 2-Chome Nishikicho, Kanda, Chiyoda-ku.	13,418	74,284	3.10 sqkm.
		Name of Chief: Kokichi Okada Clerk-4, Foreman:5		
Chiyoda-ku Kojimachi Sub Bran.	No. 4, 1-Chome, Kojimachi, Chiyoda-ku.	6,047	36,769	8.28
		Name of Chief: Kanae Okawa Clerk-4, Foreman-3		
Chuo-ku Branch	No. 28,1-Chome, Tsukiji, Chuo-ku.	18,542	102,098	5.11
		Name of Chief: Zenichi Iida Clerk-5, Foreman-6		
Chuo-ku Nihonbashi Sub. Bran.	No.2,3-Chome, Koamicho, Nihonbashi, Chuo-ku.	12,360	60,302	3.12
		Name of Chief: Kurazo Mogi Clerk-4, Foreman-4		
Minato-ku Bran.	No.23, Shiba Park, Minato-ku.	24,136	133,361	8.61
		Name of Chief: Katsumasa Otsu Clerk-6, Foreman-7		
Minato-ku Azabu S.B.	No. 3,Torilzakamachi,Azabu, Minatoku,	9,981	47,877	4.29
		Name of Chief: Miharu Watanabe Clerk-4, Foreman-3		
Minato-ku Akasaka S. B.	No.37,3-Chome, Kanemachi, Akasaka, Minato-ku.	6,481	34,697	4.30
		Name of Chief: Nobutoshi Yoneya Clerk-4, Foreman-2		
Shinjuku-ku B.	No. 263, 2-Chome, Nishi-Okubo, Shinjuku-ku.	20,659	133,849	12.06
		Name of Chief: Kyoji Sakurai Clerk-5, Foreman-4		
Shinjuku-ku Yotsuya S. B.	No. 87, Naito-cho, Yotsuya-ku.	7,567	38,938	3.24
		Name of Chief: Tadayoshi Nakajima Clerk-6, Foreman-3		
Shinjuku-ku Ushigome S. B.	No. 53, Yokodera-cho, Shinjuku-ku.	13,159	70,575	5.21
		Name of Chief: Sadaji Ito Clerk-4, Foreman-4		
Bunkyo-ku Bran.	No. 10, 4-Chome, Otowacho, Bunkyo-ku.	16,636	94,039	6.06
		Name of Chief: Toshio Yamada Clerk-5, Foreman-6		

DECLASSIFIED E.O. 12065 SECTION 3-402/NNDG NO. 775 013

Name	Location	No. of Houses	Population	Area Dimention
Bunkyo-ku Hongo S.B.	No. 36, Takioka-cho, Hongo, Bunkyo-ku.	16,319	97,451	4.87
	Name of Chief: Tokuzo Kimura Clerk-5, Foreman-3			
Daito-ku Bran.	No. 22, Shinzaka, Honmachi, Daito-ku.	20,161	127,634	5.04
	Name of Chief: Yoshisuke Sakanishi Clerk-6, Foreman-5			
Daito-ku Asakusa S.B.	4, No.3, 6th District, A sakusa Park, Daito-ku.	23,641	135,784	5.27
	Name of Chief: Saichiro Sasaki Clerk-5, Foreman-5			
Sumida-ku Bran.	No. 51, 5-Chome, Terajima-cho, Sumida-ku.	26,608	130,458	7.79
	Name of Chief: Toyo Murata Clerk-5, Foreman-5			
Sumida-ku Honjo S.B.	No. 1, 1-Chome, Kamezawa-cho, Sumida-ku.	19,540	103, 743	6.49
	Name of Chief: Bunji Shigeno Clerk-4, Foreman-3			
Koto-ku Bran.	No. 6, 1-Chome, Shirakawa-cho, Fukagawa, Koto-ku	22,701	103,583	8.24
	Name of Chief: Ryojiro Fukuda Clerk-6, Foreman-4			
Koto-ku Joto S.B.	No.222, 9-Chome, Kameido-machi, Koto,Koto-ku	14,691	73,251	10,18
	Name of Chief: Shusaku Akinami Clerk-4, Foreman-2			
Shinagawa-ku Bran.	No. 380, 3-Chome, Kita-shinagawa, Shinagawa-ku.	32,807	173,605	10.16
	Name of Chief: Ikuro Ando Clerk-8, Foreman-7			
Shinagawa-ku Ebara S.B.	No. 677, Nishi-Togoshi, Shinagawa-ku.	22,539	113,186	5.80
	Name of Chief: Izumi Okatomi Clerk-5, Foreman-4			
Ota-ku B.	No. 545, 5-Chome, Araijiku, Ota-ku.	43,887	264,041	23.40
	Name of Chief: Masataro Hishido Clerk-6, Foreman-9			
Ota-ku Kamata S.B.	No. 26, 2-Chome, Honkamata, Ota-ku.	24,632	132,658	22.15
	Name of Chief: Toichi Yamamoto Clerk-5, Foreman-4			
Kita-ku B.	No. 21, 8-Chome, Toyooka-machi, Kita-ku.	31, 795	186,006	15.98
	Name of Chief: Konosuke Miyakawa Clerk-6, Foreman-7			
Kita-ku Takinogawa S. B.	No. 25, Nishigawara-machi, Kita-ku.	15,810	79,162	5.20
	Name of Chief: Sadasuke Maki Clerk-5, Foreman-3			
Meguro-ku Bran.	No. 1,300, 4-Chome, Naka-Meguro, Meguro-ku.	34,497	204,816	14.73
	Name of Chief: Tosaburo Takarada Clerk-6, Foreman-6			
Setagaya-ku Bran.	No. 9, 1-Chome, Setagaya-ku, Setagaya.	63,140	409,340	60.76
	Name of Chief: Shigeo Takagiwa Clerk-8, Foreman-7			
Shibuya-ku Bran.	No. 10, 2-Chome, Hachiman-Dori, Shibuya-ku.	32,217	188,751	15.24
	Name of Chief: Jisaburo Handa Clerk-7, Foreman-8			
Nakano-ku Bran.	No. 14, 4-Chome, Miyazono-Dori, Nakano-ku.	36,055	213,913	15.41
	Name of Chief: Seiji Saito Clerk-7, Foreman-5			

DECLASSIFIED E.O. 12065 SECTION 3-402/NNDG NO. 775 013

Name	Location	No. of Houses	Population	Area Dimention
Suginami-ku Bran.	No. 714, 1-Chome, Asagaya, Suginami-ku.	55,987	328,183	34.10
		Na me of Chief: Fusaichi Hashimoto Clerk-10, Foreman-5		
Toshima-ku Bran.	No. 26, 1-Chome, Kaname-cho, Toshima-ku.	42,313	213,902	13.26
		Name of Chief: Heigoro Endo Clerk-7, Foreman-7		
Arakawa-ku Bran.	No. 1,187, 2-Chome Mikawashima, Arakawa-ku.	36,558	200,726	10.57
		Name of Chief: Shunsaku Hamaoka Clerk-5, Foreman-5		
Itabashi-ku Bran.	No. 617, 8-Chome, Itabashi-machi, Itabashi-ku.	38,775	222,198	34.16
		Name of Chief: Hidekiyo Saeki Clerk-6, Foreman-5		
Nerima-ku Bran.	No. 3899, 2-Chome, Minami-machi, N erima-ku.	21,474	124,751	46.52
		Name of Chief: Sogo Kimura Clerk-4, Foreman-3		
Adachi-ku Bran.	No. 7, Sakuragi-cho, Senju, Adachi-ku.	48,341	268,688	53.52
		Name of Chief: Uemon Shibaasa Clerk-5, Foreman-6		
Katsushika-ku Bran.	No. 17, Hondencho, Katsushika-ku.	42,978	245,182	35.78
		Name of Chief: Masami Okano Clerk-4, Foreman-5		
Edogawa-ku Bran.	No. 71, 1-Chome, Sakai, Edogawa-ku	40,728	209,710	46.81
		Name of Chief: Ryo Ito Clerk-6, Foreman-3		
Total		957,180	5,367,511	572,81

Total number of clerk: 196 Total number of foreman: 173

Operation Data

Name of Branch	Trash and Garbage					
	Quantities collected (kg.)	Trucks (Permanently assigned)	Hand Carts	Horse and cow wagons	Sampans	Operators
Chiyoda	43,031	1	49		6	52
Kojimachi	30,551	3	33		3	35
Chuo	67,826	2	71		12	74
Nihonbashi	29,670	1	35		3	37
Minato	44,153	4	50		3	52
Azabu	17,209	1	24		3	25
Akasaka	12,521	1.5	20			20
Shinjuku	32,385	4	35			35
Yotsuya	20,224	2	22			22
Ushigome	15,555	1.5	18			18
Bunkyo	24,364	2	26		3	27
Hongo	22,028	3	32			32
Daito	61,489	6	65	2		65

DECLASSIFIED E.O. 12065 SECTION 3-402/NNDG NO. 775 013

Name of Branch	Trash and Garbage					
	Quantities collected (kg.)	Trucks	Hand Carts	Horse and cow wagons	Sampans	Operators
Asakusa	52,650	3	55		5	55
Sumida	33,030	3.5	35	1		35
Honjo	29,295	2.5	27			27
Koto	19,995	1.5	26			26
Joto	10,495	0.5	18	1		18
Shinagawa	32,415	2	41		2	44
Ebara	23,228	2	24			24
Ota	28,654	2	34	3		37
Kamata	20,138	2	22	1		22
Kita	40,440	3	43	1		43
Takinogawa	12,814	1	23	1		23
Meguro	30,604	3	34			34
Setagaya	31,028	3	40			44
Shibuya	27,060	4	36			38
Nakano	35,149	3.3.	38	1		38
Suginami	38,903	44	50			50
Toshima	36,203	4	38			41
Arakawa	43,995	2	45			45
Itabashi	37,354	3	36	3		41
Nerima	12,866	0.7	15	1		23
Adachi	41,126	3	41	2		44
Katsushika	22,946	1	23	2		30
Edogawa	21,300	1	27	2		27
Total	1,102,695	38	1,254	25	40	1,303

Per day

Name of Branch	Night-soil					
	Quantities collected by T.M.O.	Quantities collected by farmers	Trucks	Hand Carts	Sampans	Collection Operators
Chiyoda	15 (kl.)			8	0.7	8
Kojimachi	24		2		0.6	12
Chuo	39	39(kl)		9	0.8	9
Nihonbashi	9			66	1.4	6
Minato	88		6	6	3.9	42
Azabu	42		2	5	2.0	18
Akasaka	24		2		1.2	10
Shinjuku	92	20	7		1.0	34
Yotsuya	35		3		1.1	15
Ushigome	26	15	2	3	1.2	12
Bunkyo	55	23	4		0.8	22
Hongo	19	55	2		0.4	8
Daito	9	60	1			4
Asakusa		64				
Sumida		122				
Honjo		97				
Koto		63				
Joto		46				
Shinagawa	154		8	19	3.2	73
Ebara	101		6		2.7	45
Ota	66	148	5		1.7	31

DECLASSIFIED E.O. 12065 SECTION 3-402/NNDG NO. 775 013

Name of Branch	Night-soil					
	Quantities collected by T.M.O. (kg.)	Quantities collected by farmers (kg.)	Trucks	Hand carts	Sampons	Collection operators
Kamata	49	8	3		0.7	23
Kita	40	159		22	2.0	22
Takinogawa	26	46	2			10
Meguro	144	15	8		3.6	60
Setagaya	76	148	6		1.2	31
Shibuya	132	8	9		3.o	54
Nakano	104	56	9		0.8	45
Suginami	101	144	9			45
Toshima	99	51	9		0.5	46
Arakawa		192				
Itabashi	26	140	2		0.4	11
Nerima		51				
Adachi	1	201		1	0.1	1
Katsushika		188		1		1
Edogawa		141		1		1
Total	1,563	2,300	107	81	35	699

Name of Branch	Night-soil		Street cleansing			
	Public latrine clerners	Farmers	Quantities collected	Trucks	Hand carts	Horse and cow wagons
Chiyoda	4		5,888	0.3	15	
Kojimachi	6		7,350	0.5	24	
Chuo	9	23	9,188	0.5	17	
Nihonbashi	5		5,888	0.3	15	
Minato	6		7,350	0.5	24	
Azabu	4		3,210	0.1	12	
Akasaka	2		1,575	0.1	12	
Shinjuku	1	39	4,853	0.3	17	
Yotsuta	2		3,638	0.3	12	
Ushigome	2	12	2,940	0.2	12	
Bunkyo	3	63	4,410	0.3	12	
Hongo	3	258	2,940	0.2	12	
Daito	7	279	5,880	0.4	15	
Asakusa	5	228	5,880	0.4	15	
Sumida	2	449	4,725		9	1
Honjo	8	122	4,725		9	1
Koto	7	92	3,695	0.2	10	
Joto	2	1113	3,150		9	1
Shinagawa	2		4,410	0.3	16	
Ebara	1		3,675	0.2	12	
Ota	2	1,058	5,888	0.3	18	
Kamata	1	207	3,675	0.2	13	
Kita	3	229	4,853	0.33	13	
Takinogawa	1	939	2,940	0.2	13	
Meguro	1	394	4,410	0.3	13	
Setagaya	1	2,322	4,853	0.33	13	
Meguro	2	68	4,853	0.33	14	
Nakano	2	422	4,853	0.33	13	
Suginami	1	1,128	4,853	0.33	14	

DECLASSIFIED E.O. 12065 SECTION 3-402/NNDG NO. 775 013

Name of Branch	Night-soil	Farmers	Street cleansing			
	Public latrine clerners	Farmers	Quantities collected by T.M.O.	Trucks	Hand carts	Horse and cow wagons
Suginami	1	1,128	4,853	0.33	14	
Toshima	2	380	7,350	0.5	16	
Arakawa	2	1,011	4,853	0.33	13	
Itabashi	2	1,304	5,250		13	1
Nerima		669	5,250		11	1
Adachi	2	1,421	6,068	0.33	13	
Katsushika	2	1,286	5,250		8	
Edogawa	1	1,083	5,250		8	
Total	106	15,499	175,799	9	480	5

Name of Branch	Operators			Unemployment Relief Laborer		
	Temporary laborers	Unemployment relief laborers	Total	Assistant for operation	Connector	Total
Chiyoda	4	56	60	4	1	5
Kojimachi	2	60	62	5	1	6
Chuo	4	61	65	4	1	5
Nihonbashi		56	56	4	1	5
Minato	4	75	79	5	1	6
Azabu		45	45	3	1	4
Akasaka		45	45	3	1	4
Shinjuku		65	65	4	2	6
Yotsuya		42	42	3	1	4
Ushigome		42	42	3	1	4
Bunkyo		42	424	3	1	4
Hongo		42	42	3	1	4
Daito	4	61	65	4	1	5
Asakusa	4	61	65	4	1	5
Sumida		35	35	2	1	3
Honjo		30	30	2	1	3
Koto		40	40	2	1	3
Joto		30	30	2	1	3
Shinagawa	4	60	64	4	1	5
Ebara		45	45	3	1	4
Ota		50	50	4	1	5
Kamata		50	50	3	1	4
Kita		52	52	3	1	4
Takinogawa		52	52	3	1	4
Meguro	4	50	54	3	1	4
Setagaya	4	50	54	3	1	4
Shibuya		55	55	3	1	4
Nakano	4	65	69	3	2	5
Suginami		65	65	3	2	5
Toshima	4	65	69	4	1	5
Arakawa	4	65	69	3	1	4
Itabashi		50	50	3	1	4
Nerima		45	45	3	1	4
Adachi		55	55	3	1	4
Katsushika	1	30	31	2	1	3
Edogawa	1	30	31	2	1	3
Total	48	1,822	1,870	115	39	154

DECLASSIFIED E.O. 12065 SECTION 3-402/NNDG NO. 775 013

List of Operation Depots

Name	Location	Responsible person	Clerks	Operators	Work operated
Osaki Depot	No. 521, 1-Chome, Higashi-osaki, Shinagawa-ku.	Hachiro Iida	8	28	Supervision of trash and night-soil trucks. Re-loading of collected night-soil.
Motomachi Depot	No. 21, 2-Chome, Moto-machi, Bunkyo-ku.	Zenya Komatsu	8	37	Supervision of trash and night-soil trucks. Re-loading of collected night-soil. Septic-tank operation.
Odai Depot	No. 6,936, Odai-machi, Adachi-ku.	Saburo Mita	5	27	Supervision of trash and night-soil trucks.
Ikebukuro Depot	No.2000, 7-Chome, Ikebukuro-machi, Toshima-ku.	Matsutaro Ikeda	6	21	Same with Odai depot.
Shibaura Depot	No.10, Takahama-cho, Shiba, Minato-ku.	Kiyosumi Yamabe	5	17	Supervision of street cleanign trucks
Fukagawa Depot	No.7, 1-Chome, Edagawa-cho, Fukagawa, Koto-ku.	Takejiro Yamaguchi	11	100	Supervision of directly operated sampans for trash. Reclamation of No.8 Island.
Umayabashi Depot	No.34, 3-Chome, Kuramae, Asakusa, Daito-ku.	Zenzaburo Takafuji	8	75	Supervision of directly operated sampans for night-soil.
Ayase Depot	No.680, Kosuge-cho, Katsushika-ku.	Kengo Maeda	4	24	Manufacturing night-soil kegs and dippers. Running saw-mill.
Total			55	329	

List of Trucks

Name of Depot	Rubbish	Night-soil	Street cleaning	Weapon carrier	for miscellaneous	Reserve	Total
Osaki	6	9		2		6	24
Moto-machi	8	7		11	5	6	27
Odai	12	4		11	1	4	21
Ikebu-kuro							

DECLASSIFIED E.O. 12065 SECTION 3-402/NNDG NO. 775 013

Name of Depot	Rubbish	Night-soil	Street cleaning	Weapon carrier	For miscellaneous	Reserve	Total
Ikebukuro	6	5		1	1	5	18
Shibaura			5			2	7
Total	32	25	5	5	7	23	97

Other vehicles: 7 trucks for miscellaneous, 3 sedans for the main office, 1 auto-bicycle, 2 vehicles for procurement of materials, 1 truck for disinfection of disposal depots.

List of boats

Name of Depot	Barge (small)	Barge (big)	Engine boat	Tow-boat	For miscellaneous
Fukagawa. (Rubbish)	28		4	3	Crane boat 2
Umayabashi (Night-soil)	26	6	6	4	Big boat for sea dumping 1.

List of rubbish incineration depot.

Name of depot	Location	Date constructed	Date restored	Type of incinerator	Official capacity(kg.)
Kamata	No. 589, Honmachi, Haneda, Ota-ku.	May, 1936.	31 Mar.49.	Iwamoto-type	45,000 kg.
Nippori	No.640, 6-Chome, Nippori-machi, Arakawa-ku.	Dec., 1931.	5 Feb., 1950.	Ymmada-type	30,240 kg.
Osaki	No.438, 2-Chome, Osaki Hon-machi, Shinagawa-ku.	Nov. 1924.	10 Mar. 1950.	Katayama-type Sanki-type	22,500 kg. 11,250 kg.

List of Rubbish Disposal Depots

Name of depot	Location	Quantities disposed of per day (kg.)
Kijibashi	No.1, 5-Chome, Takehira-cho, Koji-machi, Chiyoda-ku.	16,165
Misaki	No.23, 2-Chome, Misaki-cho, Kanda, Chiyoda-ku.	10,238
Manseibashi	No.5, 3-Chome, Hatago-cho, Kanda, Chiyoda-ku.	15,600
Yanagihara	No.1, 13-Chome, Toshima-cho, Kanda, Chiyoda-ku.	14,175

DECLASSIFIED E.O. 12065 SECTION 3-402/NNDG NO. 775 013

Name of depot	Location	Quantities disposed of per day (kg.)
Ryukan	No.5, 4-Chome, Kamakura-machi, Kanda, Chiyoda-ku	15,750
Hakozaki	No.4, 4-Chome, Hakozaki-cho, Nihon-bashi, Chuo-ku.	21,551 (Night-soil) 2,400 Gal.
Hacchobori	No.4, 4-Chome, Hacchobori-machi, Chuo-ku.	17,300
Shirauo-bashi	No.19, 1-Chome, Kobiki-cho, Chuo-ku.	20,571
Tsukishima	No.7, 6-Chome, Tsukishima Dori, Chuo-ku.	11,025
Shinbashi	No.7, 1-Chome, Shinbashi, Shiba, Minato-ku.	13,703
Shibaura	No.32, 1-Chome, Shibaura, Minato-ku.	No use
Akabanebashi	No.61, 5-Chome, Iikui-machi, Azabu, Minato-ku.	12,093
Kagura	No.3, Kagura-kawagishi, Ushigome, Shinjuku-ku.	No use (Night-soil) 16,250 Gal.
Ichibei	No.1, 6-Chome, Ichibei-kawagi-shi, Bunkyo-ku.	12,293
Komagata	No.12, 1-Chome, Kaminarimon, Asakusa, Daito-ku.	19,275
Higashi Shi-nagawa	No.4, 4-Chome, Higashi Shina-gawa, Shinagawa-ku.	11,843
Umayabashi	No.30, 3-Chome, Yabuhana-cho, Asakusa, Daito-ku.	Repairing team's Station.
Sakuma	No.9, 1-Chome, Sakuma-cho, Kanda, Chiyoda-ku.	Warehouse
Kotohira	No.2, 4-Chome, Komagata, Sumida-ku.	Under repair
Hayashi-cho	No.5, 2-Chome, Kakigawa-machi, Sumida-ku.	Under repair
Nagabori	No.9, 2-Chome, Fukutomi-cho, Fukagawa, Koto-ku.	Under repair
Antaku	No.24, 1-Chome, Tokiwa-machi, Fukagawa, Koto-ku.	Under repair
Furuishi bashi	No.2, 4-Chome, Furuishi-bashi, Fukagawa, Koto-ku.	Under repair

List of Night-soil Disposal depots

Name of depot	Location	Quantities disposed of per day (Gal.)
Manseibashi	No.13, 3-Chome, Hatago-cho, Kanda, Chiyoda-ku.	4,100
Tsukishima	No.1, 7-Chome, Tsukishima Dori, Chuo-ku.	4,450
Shinbori	No. 2, 18-Chome, Shinbori, Kawa-gishi, Shiba, Minato-ku.	14,650

DECLASSIFIED E.O. 12065 SECTION 3-402/NNDG NO. 775 013

Name of depot	Location	Quantities disposed of per day (Gal.)
Kuramae	No.12, 2-Chome, Kuramae-machi, Asakusa, Daito-ku.	NO USE
Kita-Shinagawa	No.248, 1-Chome, Kita-Shinagawa, Shinagawa-ku.	41,950
Omori	No.5154, 6-Chome, Omori, Ota-ku.	23,300
Kojiya	No.109, 4-Chome, Kojiya, Ota-ku.	60,000
10-Chome Ohisa	No.1849, 10-Chome, Ohisa-machi, Arakawa-ku.	Used by farmers
Shimo-machi	No.1291, 2-Chome, Shimo-machi Kita-ku.	50,000
Toshima	No.24, 5-Chome, Oji-machi, Kita-ku.	60,000
Akebono-cho	No.6, Akebono-cho, Senju, Adachi-ku.	200
Terajima	No.1, 3-Chome, Terajima-cho, Sumida-ku.	Used by farmers
Sumida	No.1494, 1-Chome, Sumida, Sumida-ku.	Used by farmers
Shimura	No.2138, Chogo-cho, Shimura, Itabashi-ku.	2,450
Shiodome	2-Chome, Shiodome-machi, Shiba, Minato-ku.	12,500
Akabane-bashi	No.62, 5-Chome, Iikura-machi, Azabu, Minato-ku.	10,900

List of Night-soil Dumping Depots into Sewer

Name of depot	Location	Quantities disposed of per day (gallon)
Misaki	No.23, 2-Chome, Misaki-cho, Kanda, Chiyoda-ku.	13,500
Imado	No. 1,1-Chome, Imado-machi, Asakusa, Daito-ku.	6,000 (Rubbish) 16,872 kg.

List of stations for railway transportation of night-soil

Name of starting station	Location	Arrival station	Quantities disposed of per day (Gal.)
Togi	No.147, Sumiyoshi-cho, Suginami-ku.	Kiyose and 1 other.	27,500
Nagae	No.2,029, Egota-machi, Nerima-ku.	Higashi-Murayama and 1 other	17,850
Senju	No.36, Sekiya-cho, Adachi-ku.	Osawa and 3 others	15,000

DECLASSIFIED E.O. 12065 SECTION 3-402/NNDG NO. 775 013

Investigation of Fiscal 1950
Budget on each Project

INITIAL BUDGET:

1. Clerks and Foremen Expense	Estimated Expenditure
a. Personal Expenditure:	¥84,766,860 (688 persons)
b. Cleansing Operations Expense:	¥38,914,324
c. Total	¥123,681,184
d. Special Resources:	¥ 19,200 (Charge, Commission for certification)
(c)- (d)	¥123,661,984

2. Rubbish Cleansing Expense:	Estimated Expenditure
a. Personal Expenditure:	¥161,773,345 (1,066 persons)
b. Cleansing Operations Expense:	¥161,317,692
c. Total	¥323,091,037
d. Special Resources:	
1. Levy from contractors:	¥ 18,847,170
2. Rubbish Proceeds:	¥ 9,076,800
3. Miscellaneous Revenue:	¥ 8,400,000
4. Levy for Unemployment Insurance:	¥ 32,500
5. Rent of Land for Disposal Depots:	¥ 2,176
Total	¥36,358,557
(c)- (d)	¥286,732,391

3. Night-soil Disposal Expense:	Estimated Expenditure
a. Personal Expenditure:	¥123,441,391 (1,117 persons)
b. Cleansing Operations Expense:	¥316,169,392
c. Total	¥439,615,783
d. Special Resources:	
1. Charge:	¥215,502,203
2. Levy for contractors:	¥ 20,255,050
3. Night-soil Proceeds:	¥ 56,791,804
4. Levy for Unemployment Insurance:	¥ 32,500
Total	¥295,581,557
(c)- (d)	¥147,043,226

4. Street and River Cleansing Expense	Estimated Expenditure
a. Personal Expenditure:	¥ 923,331 (8 persons)
b. Cleansing Operations Expense:	¥ 24,949,268
c. Total	¥ 25,872,599

DECLASSIFIED E.O. 12065 SECTION 3-402/NNDG NO. 775 013

d. Special Resources:
1. Levy for Unemployment Insurance ¥63,687
(c)- (d) ¥ 25,808,712

Estimated Expenditure

5. General Clean-up Campaign Expense:
a. Health and Sanitation ¥ 6,914,096
b. Expense: ¥ 6,914,096
Cleansing Operations Expense: ¥ 6,914,096

b. Special Resources:
1. Subsidies from National TTreasury: ¥ 3,457,048
2. Levy for Unemployment Insurance: ¥ 23,287
Total ¥ 3,480,335
(a)- (b) ¥ 3,433,761

Estimated Expenditure

6. Total
a. Personal Expenditure: ¥370,909,927
b. Cleansing Operations Expense: ¥541,350,676
c. Health and Sanitation Expense: ¥ 6,914,096
d. Total ¥919,174,699

e. Special Resources:
1. Charge: ¥215,521,403
2. Levy from Contractors: ¥ 39,102,220
3. Proceeds: ¥ 65,868,604
4. Other Resources: ¥112,011,198
Total ¥332,503,425
(d)- (e) ¥586,671,274

SUPPLEMENTARU BUDGET:

Estimated Expenditure

1. Facility Expense
a. Cleansing Operations Expense Expense: ¥ 24,426,694
b. Transfered Money: ¥ 5,535,000

c. Special Resources: ¥ 3,780
Transfered Money: ¥ 5,535,000
(a) + (b) - (c) ¥ 24,422,914

2. Sunamachi Septic Tank Expense: Estimated Expenditure
a. Cleansing Operations Expense: ¥255,500,000
b. Trnasfered Money: ¥ 29,376,000

c. Special Resources:
1. Loan: ¥255,000,000
2. Transfered Money: ¥ 29,376,000

(a) + (b)- (c) ¥ 500,000

DECLASSIFIED E.O. 12065 SECTION 3-402/NNDG NO. 775 013

	Estimated Expenditure
3. Popularization of flush toilet	
a. Cleansing Operations Expense:	¥146,596,820
b. Total:	¥146,596,820

	Estimated Expenditure
4. Restoration Facility Expense for Damages by Water-flood	
a. Transfered Money:	¥ 1,178,000
B. Special Resources:	
Transfered Money:	¥ 1,178,000
(a)- (b)	0

	Estimated Expenditure
5. Home Check Expense:	
a. Cleansing Operation Expense:	¥ 2,988,000

6. Total: (INITIAL BUDGET SUPPLEMENTARY BUDGET)

a. Personal Expenditure:	¥ 370,909,927
b. Cleansing Operations Expense:	¥ 970,862,190
c. Health and Sanitation Expense:	¥ 6,914,096
d. Transfered Money:	¥ 36,089,000
(A) Total	¥1,384,775,213
e. Special Resources:	
1. Charge:	¥ 215,521,403
2. Levy from Contractors:	¥ 339,102,220
3. Proceeds:	¥ 65,868,604
4. Other Resources:	¥ 303,103,978
(B) Total	¥ 623,596,205
(A) -(B)	¥761,179,008

AMOUNT EXPENSED TILL JUNE.

1. Personal Expenditure:	¥90,417,923,00
2. Cleansing Operations Expense:	¥76,084,137.49
3. a. Clerical Work Expense:	¥ 7,065,158.90
b. Rubbish Cleansing Expense:	¥24,978,329.90
c. Night-soil Disposal Expense:	¥40,474,458.69
d. Facility Expense:	¥ 213,734,00
e. Street and River cleaning Expense:	¥ 3,352,456.00
4. Health and Sanitation Expense:	¥ 5,697,764.50
Total	¥172,099,824.99
5. Labor Expense(Unemployment counter-measure project):	¥39,617,210.50

REMARKS:

1. Percentage of expense on each project

a. Clerks and Foremen Expense:	13.4%
b. Rubbish Cleansing Expense:	35.2%
c. Night-soil Disoosal Expense:	47.8%

DECLASSIFIED E.O. 12065 SECTION 3-402/NNDG NO. 775 013

d. Facility Expense:
d. Street and River Cleaning: 2.8 %
e. General Clean-up Campaign: 2.8 %

2. Investigation of Disposal Expense
a. Rubbish,
1. Direct Expense
per ¥323,091,047÷(282,982 Kamme. X 305 days)=
¥3.74 per 1 Kamme. (about 3.75 kg.)
300 Momme. X 2.5 days=7.5X3.74X 7.5 = 28.05
(Expense per month per house)

2. Clerks and Foremen Expense
Proportional distribution of ¥123,681,184 (clerks and foremen expense) according to the percentage of project expense is as follows:
Rubbish 40.6 %, Night-soil 55.3 %,
Street & River Cleaning 3.2 %,
General Cleaning Campaign 0.9 %.
¥50,214,560÷(282,952 Kamme.X305 days)=
58 Sen.(clerks and foreman expense)
(1)+(2)= ¥4.32 (Disposal expense per Kamme-about 3.75 kg.)

b. Night-soil
1. Direct expense
a. Whole area in average
¥439,615,783÷(21.107 Koku X 305 days)=¥68.29
(expense per Koku, about 50 gal.)
b. Directly operated area
(¥439,615,783 - ¥45,323,488)÷(7,839 KokuX305 days)
=¥164.91
c. Area operated by farmers
¥45,323,488÷(13,268 KokuX305 days)=¥11.20
2. Clerks and foremen expense
¥688,395,695÷(21,107 Koku X 305 days)=¥10.62
(clerks and foremen expense per Koku, about 50 kg.)
a. Whole area in average
¥10.62 + ¥68.29 = ¥78.91
b. Directly operated area
¥10.62 + ¥164.91 = ¥175.53
c. area operated by farmers
¥10.62 + ¥11.20 = ¥21.82

DECLASSIFIED E.O. 12065 SECTION 3-402/NNDG NO. 775 013

General explanation of night-soil disposal from Tokyo-to.

It is scheduled in 1950, that most of collected night-soil be supplied to farm-villages. At the direct operation areas, it is transported there by trucks or trans-shiped to sampans or trains to be sent there. T.M.O. is now collecting ¥37.75 in average per koku (50 gal.) from farmers as sales charge. Regarding night-soil collection by farmers, the farmers themselves collect it from certain districts to send it to arable lands as manure by trucks, sampans, horse and cow wagons, or hand carts. This Office is paying ¥16 per koku (50 gal.) to them for night-soil consignment collection charges.

In order to make this night-soil supply schedule adequate, Tokyo-to Deliverative Council for Distribution of Nights-oil to Farm-villages which was composed of Tokyo-to and Prefectural Government Officials concerned, and representatives of each Agricultural Co-operative Association, was established after the war-end to discuss the matter. Moreover, some of night-soil are being disposed of to meet a demand from public corporations, schools or plantations.

The parties whom nights-soil is supplied to, quantities, and sale-price are as follows:

1. The contractors of night-soil supply.

Tokyo-to Production and Agriculture Co-operative Associations Union.
Saitama-prefecture Purchase and Agriculture Co-operative Associations Union.
Saitama-prefecture Southern Night-soil and Agriculture Co-operative Associations Union.
Chiba Prefecture Purchase and Agriculture Co-operative Associations Union.
Kanagawa Prefecture Purchase and Agriculture Co-operative Associations Union.
Ibaragi Prefecture Guidance and Agriculture Co-operative Associations Union.
Seibu Railway Co.,Ltd.

2. Schedule for Night-soil Disposal, and Supply Quantity to Farm-villages on Each Transportation Method. Unit- gallon.

Quantity to be disposed of	Supply to Farm village	Direct operation			
1,432,550	1,053,400	415,000	Truck 82,305	Tokyo-to	44,750
				Saitama Pre.	26,350
				Kanagawa Pre.	9,300
				Chiiba Pre.	1,900
			Sampan 272,500	Tokyo-to	79,500
				Saitama Pre.	109,950
				Chiba Pre.	78,000
				Ibaragi Pre.	3,750
				Kanagawa Pre.	1,500
			Railway Service 60,000	Tokyo-to	35,000
				Saitama Pre.	19,750
				Chiba Pre.	5,100
				Seibu Railway Co.,Ltd.	1,000

DECLASSIFIED E.O. 12065 SECTION 3-402/NNDG NO. 775 013

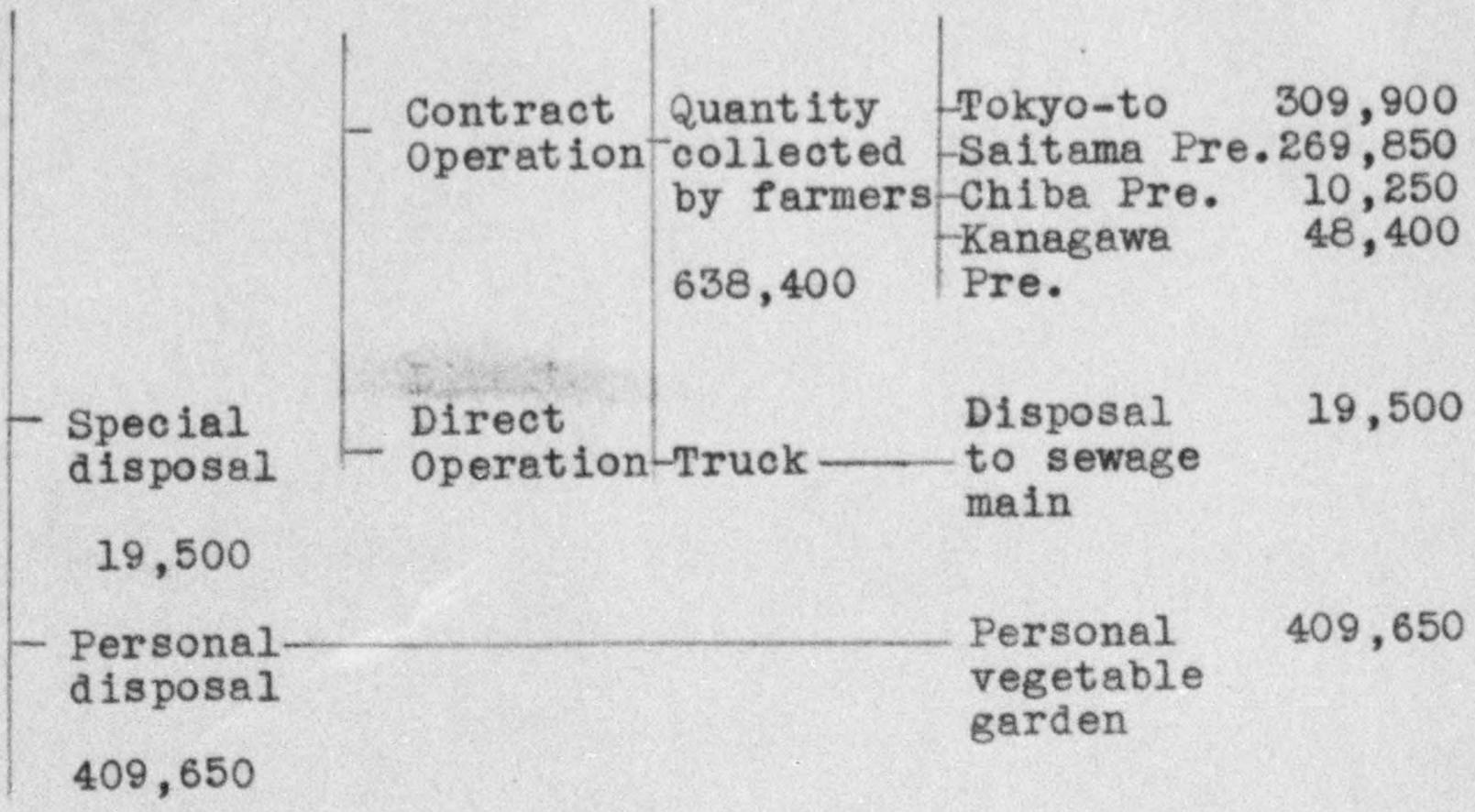

3. Supply schedule for night-soil in Tokyo-to and each prefecture. (unit gal.)

Name of prefecture	Direct Operation				Quantity collected by farmers	Total
	Truck	Sampan	Railway	Total		
Tokyo-to	44,950	79,500	35,000	159,450	309,900	469,350
Saitama	26,350	109,750	19,750	155,850	269,850	425,700
Chiba	1,900	78,000	4,250	84,150	10,250	94,400
Kanagawa	9,300	1,500		10,800	48,400	59,200
Ibaragi		3,750		3,750		3,750
Seibu Railway Co.			1,000	1,000		1,000
Total	82,500	272,500	600,000	415,000	638,400	1,058,400

Remarks: the percentage of quantity collected by farmers with total qualitty.

Tokyo-to 44.6 %, Saitama Pre. 40.4 %,
Chiba Pre. 9.0 %, Kanagawa Pre. 5.6 %.
Ibaragi Pre. 0.3 %. Seibu Railway Co. 0.1 %.

4. Unit price and settlement accounts rate for sales charge of night-soil. Unit koku. (About 50 gal.)

Destination	Unit Price in Each Transportation Method				Settlement Accounts Rate
	Truck	Sampan	Railway	Self Conveyance	
Tokyo-to Wards	¥30.00	¥20.00	¥10.00		
Counties	¥50.00		¥25.00		
Relay at Fuchu	¥35.00				

DECLASSIFIED E.O. 12065 SECTION 3-402/NNDG NO. 775 013

Destination	Unit Price in Each Transportation Method				Settlement Accounts Rate
	Truck	Sampan	Railway	Self Conveyance	
Saitama Pre.					Transportation by Trucks 20 % Discount Transportation by Sampans 10 % Discount Transportation by railway The rate will be decided by actual results of collection.
Kawaguchi City Kita-Adachi County	¥65.00	¥40.00	¥45.00		
Irima County	¥70.00	¥40.00	¥45.00		
Kiyose	¥		¥35.00		
Relay at Miyoshi	¥45.00				
Chiba	¥70.00	¥40.00	¥45.00		
Kanagawa Pre.					
Kawasaki	¥65.00				
Yokohama	¥70.00				
Miura County					
Ibaragi Pre.					
Average	¥51.68	¥34.05	¥32.95	¥37.75	

Remarks: Notwithstanding the fact that the farmers including ones who collect night-soil by themselves in towns and villages where night-soil is being supplied to from Tokyo-to, apparently demand great quantity , the burden imposed on farmers for purchasing night-soil is too heavy to operate a sound agriculture. There are arising a cry to T.M.O. from every quarter that a measure be taken at once to attempt the reduction of farmers' burden. It is clear according to various reports that the agricultural economy is now in great stringency, and Tokyo-to authorities concerned will have to take some steps necessary. Under these circumstances, the intention of this office is to make out fundamental data at first in an effort of getting a knowledge of actual burden imposed upon farmers. Furthermore, it is planned by this office to make adequate revision in the near future of the night-soil sales price together with the consignment fee of night-soil collection by farmers based upon the fundamental data.

DECLASSIFIED E.O. 12065 SECTION 3-402/NNDG NO. 775 013

No of houses collected night-soil
1548 mistake,
1781 right,

Coll
Expected, Bmt. (check).
1662 = 1454 + 208

DECLASSIFIED E.O. 12065 SECTION 3-402/NNDG NO. 775 013

ts
14 Nov 1950

Subject: Inspection and investigation on the operation of Chiyoda-ku Branch, (Old Kanda Branch), Tokyo-to Seiso Jigyo-bu.

From: I. Nukazawa

To: Mr. C. W. Allen

Contents

1. General
   a. Location of Chiyoda-ku Branch
   b. Organization
   c. Operators
   d. Area in Charge, Population and No. of Houses
2. Operation
   a. Operation of Rubbish and Garbage Disposal
      (1) System of Operation
      (2) Course of Transportation of Collected Rubbish and Garbage
      (3) Expected Output Amount of Rubbish and Garbage
      (4) Collected Amounts of Rubbish and Garbage in July 50
      (5) Transported Amounts of Rubbish and Garbage in July 50
      (6) Operation Expenses Concerning to Rubbish and Garbage
      (7) Expenses per Kan of Rubbish and Garbage
   b. Operation of Night-soil Disposal
      (1) General
      (2) Expected Amount of Night-soil to be collected
      (3) Actual Collected Amount of Night-soil in July 50
      (4) Transportation of Night-soil in July 50
      (5) Operation Expenses of Night-soil Disposal
      (6) Expense of Collection of Night-soil in July 50
      (7) Expense of Transportation of Night-soil in July 50
   c. Cleaning of Public Latrines
   d. Street Cleaning
      (1) Planning Area
      (2) Operation
      (3) Expenses

1 KoKu = 40 gallons
1 Kan = 8.2 lbs.

DECLASSIFIED E.O. 12065 SECTION 3-402/NNDG NO. 775 013

1. General

a. Location of Chiyoda-ku Branch

2-chome, Kanda-Nishiki-cho

b. Organization

Chief of Branch
K. Okada

- General Affairs Division
  - Responsible person 1
  - Clerks 3
- Operation Division
  - Responsible person 1
  - Foremen 4

Total: 10 persons

c. Operators (in July 1950)

Items	Regular	Temporary	Unemployed Relief Laborers	Total
Night-soil	8	-	-	8
Rubbish	42	-	-	42
Public Latrine	4	-	-	4
Street Cleaning	-	4	56	60
Total:	54	4	56	114

d. Area in Charge, Population & No. of Houses

(1) Area in Charge:

Whole area of old Kanda-ku .. .. 3.12 km^2

(2) Population .. .. 73,636 persons

(3) No. of Houses (Concerned to collection of rubbish and night-soil) .. .. 14,510 houses

Houses in trust (Public Offices and Schools) 64

Public vegetable market 1

(4) Population per house .. .. 5.1 persons

(5) Population per km^2 .. .. ~~4,060~~ 4,450 persons (?)

No. of homes / km^2 = 23,600 / 2

DECLASSIFIED E.O. 12065 SECTION 3-402/NNDG NO. 775 013

2. Operation

a. Operation of Rubbish and Garbage Disposal

(1) System of Operation

In this district, operation teams do not distinguished rubbish and garbage, and the whole area in charge is divided into 38 sections. One operator with one cart (lading capacity of 70 kan) is to take charge of one section. Each operator is to go round every house every day for garbage and every other day or every third day for rubbish.

He collects garbage by 10 a.m. after that rubbish.

The collected rubbish and garbage is conveyed to the adjacent rubbish re-lading depot, and re-laded to burger or trucks there, and then transported to farmer villages or to No. 8 Fukagawa reclamation land, Koto-ku.

There are five rubbish re-lading depots relating to this district. Those are:

Misaki-cho Rubbish Re-lading Depot	
Kichibashi	"
Yanagiwara	"
Manseibashi	"
Ryukanbashi	"

As a speciality of this district, there is a big wholesale market; "Kanda branch, Tokyo-to central wholesale market". The exclusive collection operators are not ~~arranged for them~~ Assigned To It and some operators of the a/m 38 sections (7-8 men per day) are engaged by turns after finishing of their own works in charge.

The heaped rubbish is transported directly by trucks to No. 8 Fukagawa reclamation land, Koto-ku.

DECLASSIFIED E.O. 12065 SECTION 3-402/NNDG NO. 775 013

(2) Course of Transportation of Collected Rubbish and Garbage.

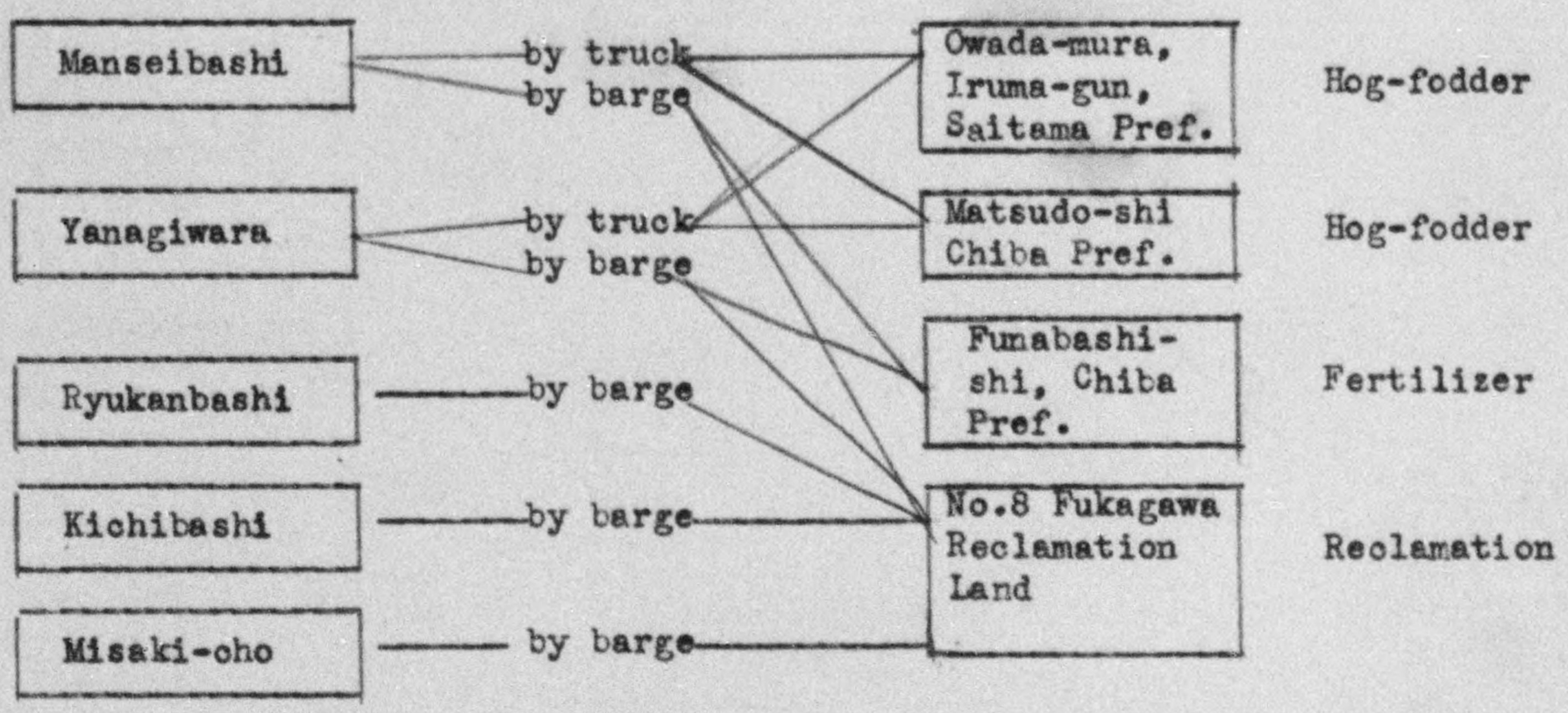

(3) Expected Output Amount of Rubbish and Garbage.

	Houses	Population	Population per house	Expected Daily Output Amount of Rubbish kan/house	Expected Daily Output Amount of Rubbish kan	Expected Daily Output Amount of Garbage kan/house	Expected Daily Output Amount of Garbage kan	Total Daily Amount (Kan)
To be collected								
Common houses	12,713	73,636	5.80	0.50	6,357	0.28	3,560	9,917
Public market	1	0	-	3,000	3,000	0	0	3,000
Public bldgs.	40	741	18.50	7.00	280	0.75	30	310
Warehouses	273	0	-	0.80	218	0	0	218
Self-disposal	43	203	4.72	-	-	-	-	-
Without Output or Unnecessary	348	-	-	-	-	-	-	-
Total:	13,418	74,580	-	-	9,855	-	3,590	13,445
Monthly Expected Amt. (for 30 days)					295,650	-	107,700	403,350

Remarks: No. of houses and population used in the above calculation are ones in May 1950. And they are of use as an average value of the period from April to July 50 approximately.

DECLASSIFIED E.O. 12065 SECTION 3-402/NNDG NO. 775 013

(4) Collected Amounts of Rubbish and Garbage in July 50.

Rubbish re-lading depot	Rubbish kan	Garbage kan	Total kan	Remarks
Manseibashi	139,160*	37,170	176,330	* Including amounts of Kanda Market 89,460 kan
Yanagiwara	39,060	21,560	60,620	
Ryukanbashi	22,820	14,420	37,240	
Kichibashi	14,280	17,150	31,430	
Misaki-cho	47,600	18,830	66,430	
Total	262,920	109,130	372,050	
Direct transp. by trucks of "Kido-han"	33,600	0	33,600	
Gross total:	296,520	109,130	405,650	

(5) Transported Amounts of Rubbish and Garbage in July 50
(unit in kan)

Rubbish re-loading depot		Transportation by	Carried Out by	Place of Arrival	Amounts
Manseibashi		Barge	Fukagawa depot	No.8 Fukagawa	53,550
		barge	Kido-han	No.8 Fukagawa	12,740
rubbish	139,160	barge	Contractor	Funabashi-shi	86,520
garbage	37,170	truck	Contractor	Funabashi-shi	5,880
total	176,330	truck	this branch	Owada-mura	10,920
		truck	this branch	Matsudo-shi	6,720
Yanagiwara		barge	Fukagawa depot	No.8 Fukagawa	60,620
rubbish	39,060				
garbage	21,560				
total	60,620				

DECLASSIFIED E.O. 12065 SECTION 3-402/NNDG NO. 775 013

Ryukanbashi ----- barge --- Fukagawa depot --- No.8 Fukagawa 37,240

rubbish 22,820

garbage 14,420

total 37,240

Kichibashi " " " 31,430

rubbish 14,280

garbage 17,150

total 31,430

Misaki-cho " " " 66,430

rubbish 47,600

garbage 18,830

total 66,430

Direct Transportation ---truck --- this branch ------No.8 Fukagawa 33,600

rubbish 33,600

Total

rubbish 296,520

garbage 109,130

total 405,650

----- Hog-fodder 17,640 4 %

----- Fertilizer 92,400 23 %

----- Reclamation 295,610 73 %

DECLASSIFIED E.O. 12065 SECTION 3-402/NNDG NO. 775 013

(6) Operation Expenses Concerning to Rubbish and Garbage, April - July 50.

Month	Wages Yen	Transportation Yen	Other Miscel. Yen	Total Yen	Disposed Amount Kan
April	526,147	84,530	127	610,804	274,820
May	493,775	96,940	127	590,842	432,810
June	478,347	76,930	128	555,405	388,080
July	521,565	80,620	114	602,299	405,650
Total	2,019,834	339,020	496	2,359,350	1,501,360

(7) Expenses per Kan of Rubbish and Garbage

April - July 50

Collection

Month	Amounts Kan	Expenses Yen	Expenses per Kan Yen
April	274,540	526,147	1.84
May	432,530	493,775	1.14
June	389,410	478,347	1.23
July	415,380	521,565	1.26
Total	1,511,860	2,019,834	
Average	377,965	504,958	1.336

DECLASSIFIED E.O. 12065 SECTION 3-402/NNDG NO. 775 013

Transportation

Month	Place of Arrival	Distance (going & returning)	No.of times of trans.	Total transportation Mileage	Transportation Amount	Transportation Expenses	Expense per Km.	Expense per Kan
		Km.		Km.	Kan	Yen	Yen	Yen
April	No.8 Fukagawa	15	56	840	47,040	38,430	-	0.816
	Tama-mura	60	7	420	5,880	19,945	-	3.392
	Owada-mura	52	11	572	9,240	26,155	-	2.830
	Total	-	74	1,832	62,160	84,530	0.462	-
May	No.8 Fukagawa	15	70	1,050	58,800	49,250	-	0.838
	Owada-mura	52	13	676	10,920	31,490	-	2.880
	Total	-	83	1,726	69,720	80,740	0.468	-
June	No.8 Fukagawa	15	61	915	51,240	44,720	-	0.872
	Owada-mura	52	13	676	10,920	32,210	-	2.950
	Total	-	74	1,591	62,160	76,930	0.484	-
July	No.8 Fukagawa	15	40	600	33,600	28,320	-	0.843
	Owada-mura	52	13	676	10,920	31,908	-	2.920
	Matsudo-shi	54	8	432	6,720	20,392	-	3.040
	Total	-	61	1,708	51,240	80,620	0.472	-
Total	No.8 Fukagawa	15	227	3,405	190,680	160,720	-	0.840
	Tama-mura	60	7	420	5,880	19,945	-	3.392
	Owada-mura	52	50	2,600	42,000	121,763	-	2,880
	Matsudo-shi	54	8	432	6,720	20,392	-	3,040
	Total	-	292	6,857	245,280	322,820	0.471	-

DECLASSIFIED E.O. 12065 SECTION 3-402/NNDG NO. 775 013

2. Operation of Night-soil Disposal

(a) General

At this district, all ~~Japanese style~~ pits are to be improved as water closets by the rule before long. when. (Subsidy program)

At the present time (May 50) about ~~90~~ 88% of them were improved and number of houses to be collected by Tokyo-To is ~~1,540.~~ 1781

Operators	8
Daily operated carts	8
No. of times of collections	3-4 times per month for each house

All collected night-soils are conveyed to Manseibashi night-soil re-loading depot, and re-loaded to the barges of farmers.

Even though this depot itself is installed properly, its efficiency is bad, because depth of the rivershore is very shallow and suspension of re-loading work occurs at the time of ebb tide frequently.

The similar facts have been seen at every rubbish re-loading depot at the riversides.

The Kanda-River shall be dredged (I should) urgently for this scavenger work, and also for general environment sanitation.

DECLASSIFIED E.O. 12065 SECTION 3-402/NNDG NO. 775 013

(b) Expected Amount of Night-soil to be Collected at KANDA

		To be collected under responsibility of Tokyo-To			To be collected by Tokyo-To in trust		
		Common houses	Public Bdgs	Total	Public Latrines	Public Bdgs.	Total
No. of Houses		1,779	2	1,781	2	12	14
Inhabitants always in their houses	Population	6,131	9	6,140	-	45	-
	Expected Amt. of Night-soil Koku/head/day	0.0048	0.0048			0.0048	
	" Koku/day	29.43	0.04	29.47		0.22	
Inhabitants going out to attend offices & schools of the outsides	Population	3,155	91	3,246	-	154	-
	Expected Amt. of Night-soil Koku/head/day	0.0027	0.0027	-	-	0.0027	-
	" Koku/day	8.52	0.24	8,76	-	0.42	-
Persons coming from the outsides to attend offices and schools	Persons	4,266	0	4,266	-	627	-
	Expected Amt. of Night-soil Koku/head/day	0.0024	-	-	-	0.0024	
	" Koku/day	10.24	0	10.24	-	1.50	-
Expected Daily Amt. of night-soil (~~ken~~) Koku		48.19	0.28	48.47	4.80	2.14	6.94
Expected Monthly Amt. of night-soil (~~Ken~~) Koku		-	-	1,454	-	-	208
Expected Monthly Amt. of Night-soil	Koku ken/house	0.813	4.20	0.817	72.0	5.33-	14,871

DECLASSIFIED E.O. 12065 SECTION 3-402/NNDG NO. 775 013

(c) Actual Collected Amount of Night-soil in July 50

Collected Amt.	1,622 koku
Common houses	1781 ~~1,548~~ houses
Houses in trust	14 "
Exp. Amount	1,662 kpku

(d) Transportation of Night-soil in July 50

Transported amount (all by barge) 1,571 koku —

Remarks:

Remainder of last month	14	koku
Remainder not yet transported	34	"
Thrown away into public sewer	22	"
Loss on the way of transportation	9	"

The courses of transportation of night-soil.

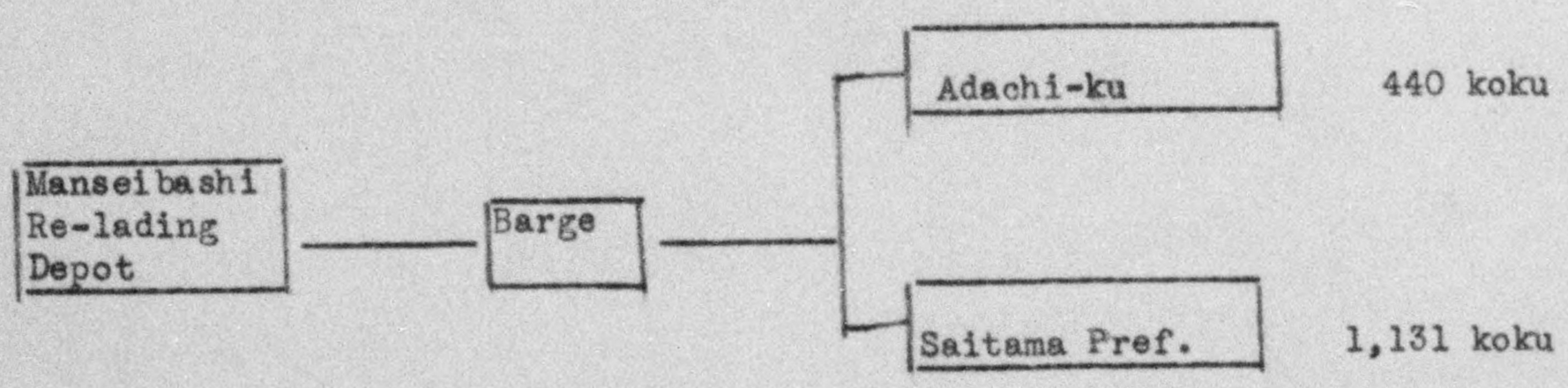

Total.....1,571 koku

(e) Operation Expenses of Night-soil Disposal

April - July 50.

Month	Wages	Transportation	Miscellaneous	Total
April	209,762	73,054	2,361	285,177
May	158,318	69,761	2,989	231,068
June	136,292	50,928	3,106	190,326
July	145,130	56,367	2,731	204,228
Total	649,502	250,110	11,187	910,799
Monthly Average	162,376	62,527	2,797	227,700

DECLASSIFIED E.O. 12065 SECTION 3-402/NNDG NO. 775 013

(f) Expense of Collection of Night-soil in July 50.

Collected amount .. .. 1,622 koku
Expense .. .. .103,820 Yen
Expense per kan .. .. 64.0 "

Remarks: This unit expense is dearer than Nakano-ku. I suppose it is because of that the houses collected are dotted.

(g) Expense of Transportation of Night-soil in July 50.

Expense of transportation is the subsidy for the farmers

Locality of Farmers	Transported Amt. (Koku)	Subsidy Per kan (Yen)	Subsidy Amt. (Yen)
Adachi-ku, Tokyo-To	440	33	14,520
Saitama Prefecture	1,131	37	41,847
Total	1,571	-	56,367

(3) Cleaning of Public Latrines

Operators 4
No. of Latrines 13
No. of times of cleaning .. .. More than 2 times every day
Expense in July 50 .. .. 41,310 yen

(4) Street Cleaning

(a) Planning Area

	Area of Road to be cleaned (m^2)	Daily Cleaning Area (m^2)
Operated every day	50,000	50,000
Operated 3 times a week	67,700	29,014
Total	117,700	79,014

(b) Operation

Collected rubbish is loaded on the carts, and then re-loaded on a truck and transported to No. 8 Fukagawa reclamation land.

Results of operation in July 50

Collected amount of rubbish .. .. 35,280 kan
Disposed amount of rubbish .. .. 35,280 "
Total number of operators
(1) Unemployed relief laborers 1,543
(11) Temporary laborers of direct engagement .. 104

DECLASSIFIED E.O. 12065 SECTION 3-402/NNDG NO. 775 013

Expense

Laborage	Wages for (1)	381,860 yen
	Insurance (11)..	9,258 "
	Wages for (11)..	32,825 "
	Total	423,943 "
Transportation	.. ..	26,880 "
Total expense	.. ..	450,743 "

Unit Expense per Kan

Collection ..... $\frac{423,943}{35,280}$ = 12.02 yen

Transportation .... $\frac{26,800}{35,280}$ = 0.76 "

Total ... . 12.78 "

--------- oOo --------

DECLASSIFIED E.O. 12065 SECTION 3-402/NNDG NO. 775 013

千代田區（神田）

DECLASSIFIED E.O. 12065 SECTION 3-402/NNDG NO. 775 013

CHIYODA-KU

文　京　區

Misaki-cho Rubbish disposal depot