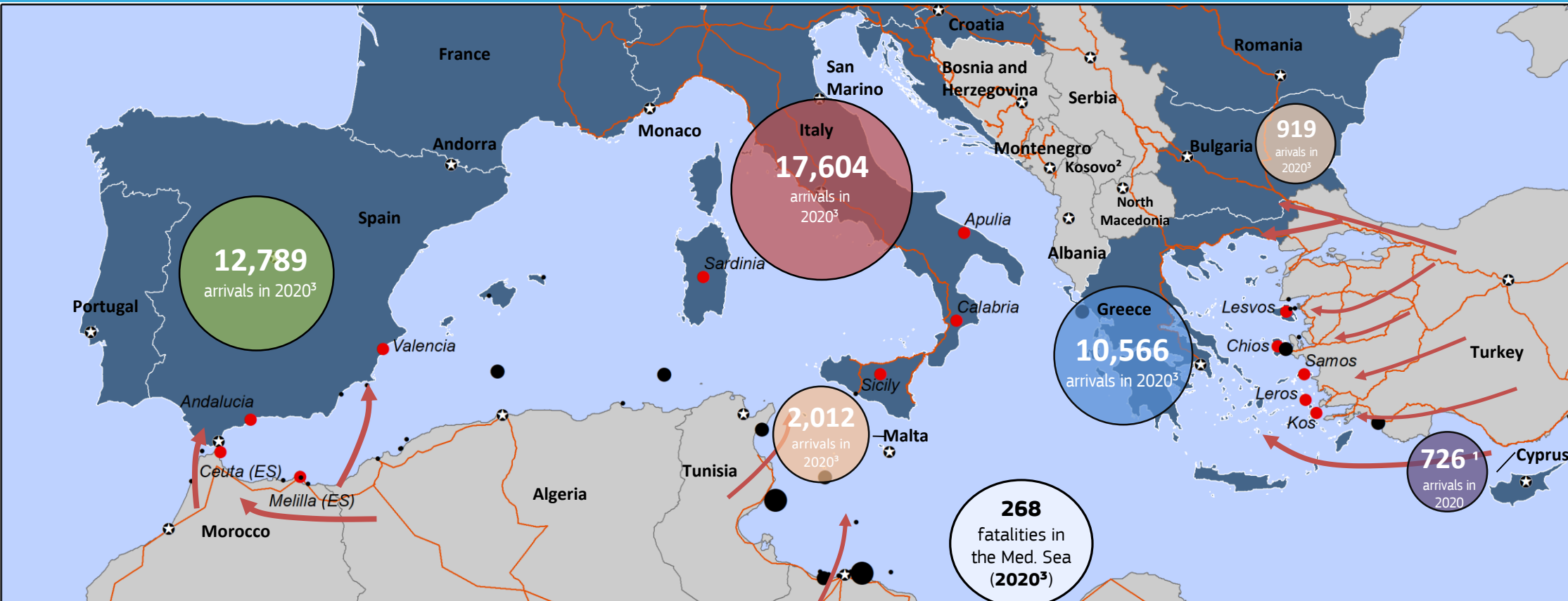
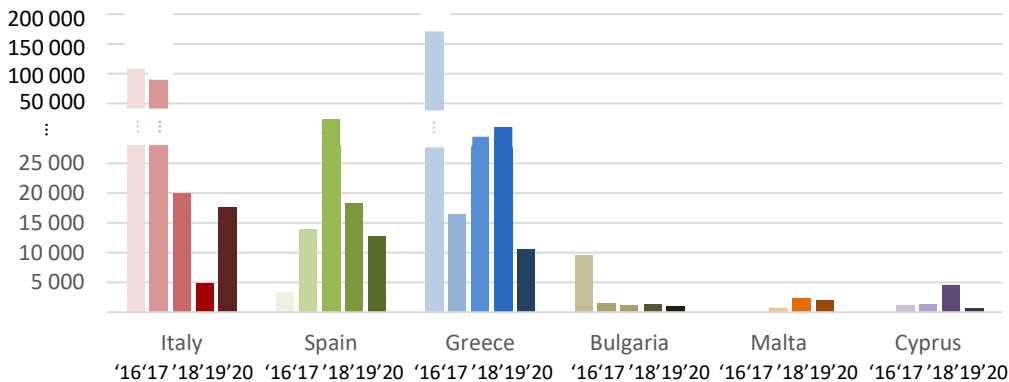


Arrivals of refugees and migrants to Europe in January-August 2020

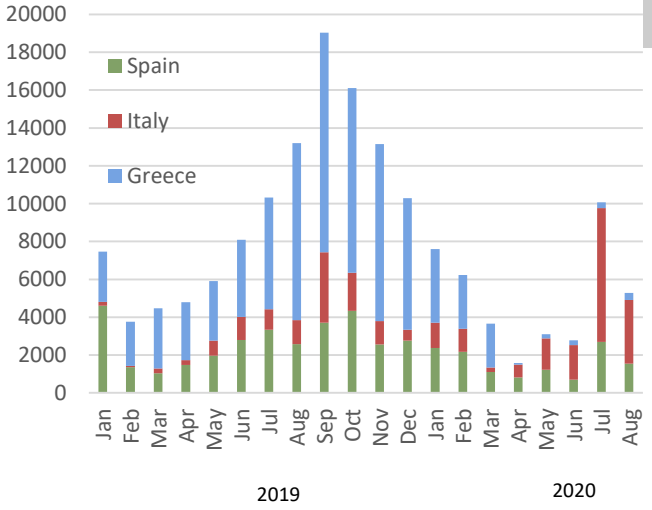


Arrivals to Europe: comparison Jan-Aug 2016-2017-2018-2019-2020 (IOM)

284,461	131,142	85,289	62,359	44,616
Arrivals to Europe Jan - 27 Aug 2016	Arrivals to Europe Jan - 27 Aug 2017	Arrivals to Europe Jan - 27 Aug 2018	Arrivals to Europe Jan - 27 Aug 2019	Arrivals to Europe Jan - 27 Aug 2020 ³



2019-2020 monthly arrivals to Spain, Italy and Greece (IOM)



- Main regions/ areas of arrival
 - ✳ Capital
 - Migration route
 - ↔ Migration flow
 - EU Member State
- Number of Fatalities (IOM)**
- 1 - 10
 - 11 - 50
 - 51 - 91

Copyright, European Union, 2020. Map created by DG ECHO A3 Situational Awareness Sector. Sources: GISCO, IOM. The boundaries and names shown on this map do not imply official endorsement or acceptance by the European Union.

¹ Source UNHCR as of 24 Augustus

² Kosovo: This designation is without prejudice to positions on status, and is in line with UNSCR 1244/1999 and the ICJ Opinion on the Kosovo Declaration of Independence.

³ Data as of: Italy, Spain and Med. Sea: 27 Aug.; Greece: 25 Aug.; Bulgaria: 9 Aug.; Malta: 3 Aug.