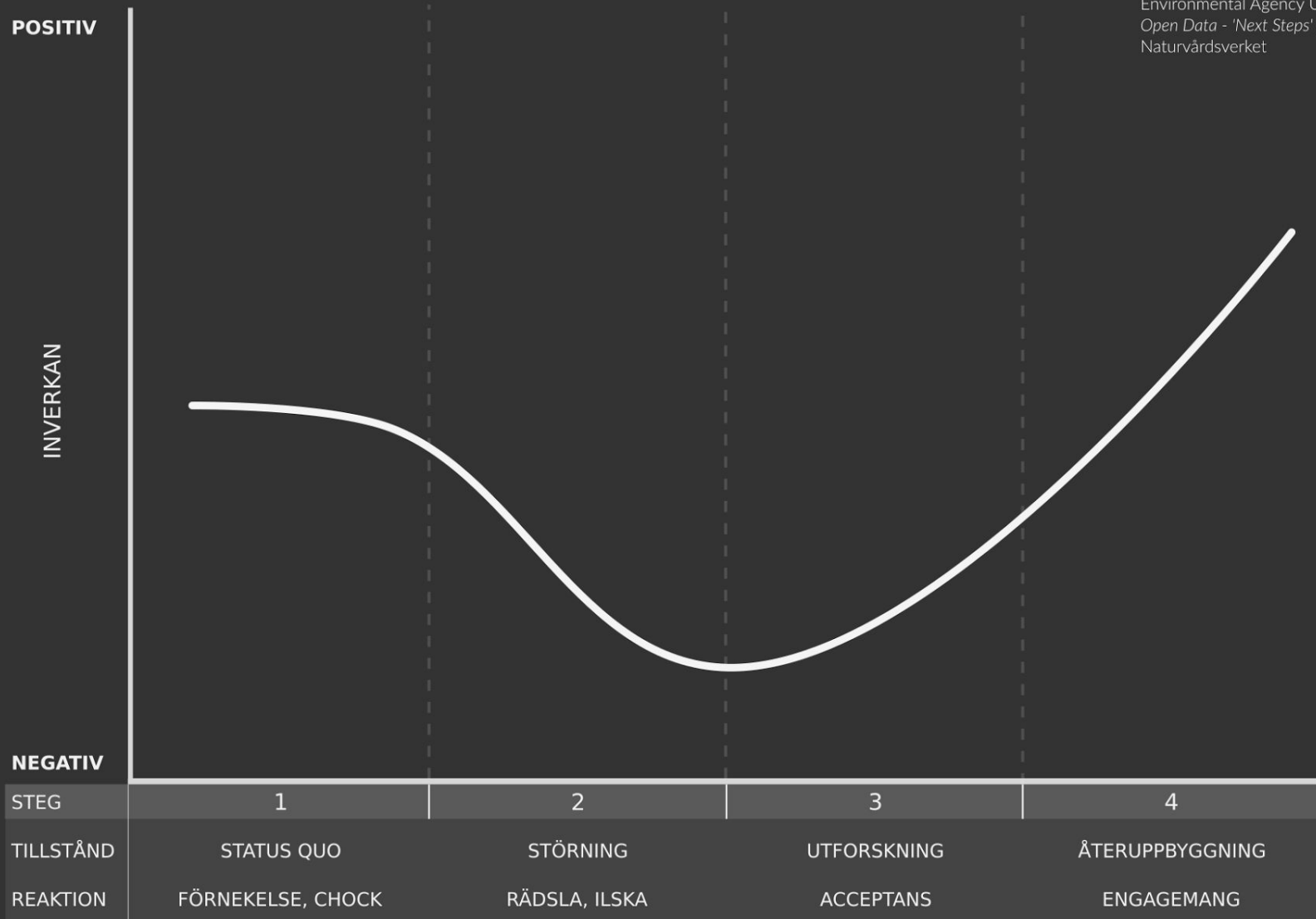


# ÖPPNA DATA - ANPASSNING TILL FÖRÄNDRING

Environmental Agency UK. (2016)  
Open Data - 'Next Steps' (Verkstad)  
Naturvårdsverket



## ÖPPNA DATA - PRINCIPER

Öppna data är information från offentliga organisationer som finns tillgänglig för vem som helst att använda, återanvända och distribuera utan andra förbehåll än källangivelse och vidarelicensiering.

Datan skall vara tillgängligt  
utan begränsningar



Datan skall vara  
utan kostnad



Datan skall vara tidsmässigt  
uppdaterad (aktuell)



Datan skall vara maskinläsbar

Datan skall vara "online"



LÅT OSS PRATA

WWW.





# Sweden

48% open

Sweden is ranked #27 in the 2015 Index



Sweden's overall Index ranking is down from #13 in 2014

See other years [2014](#) [2013](#)

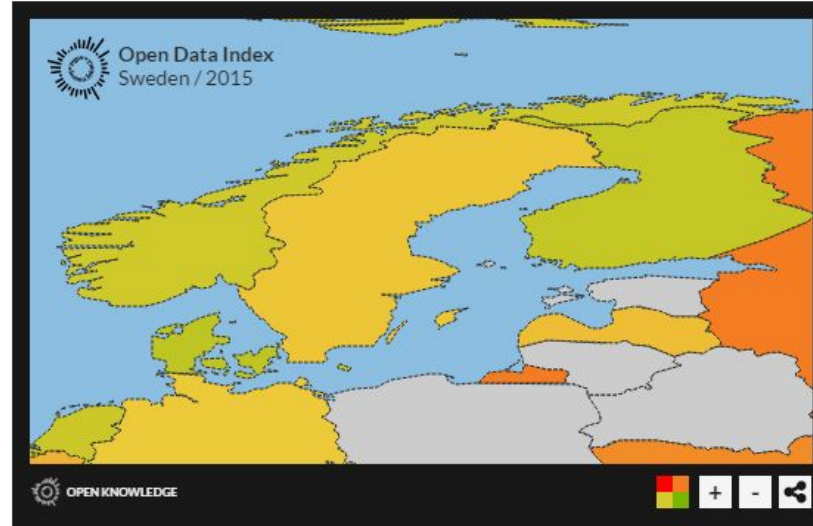
Share or embed this page

</> Embed

Twitter

Facebook

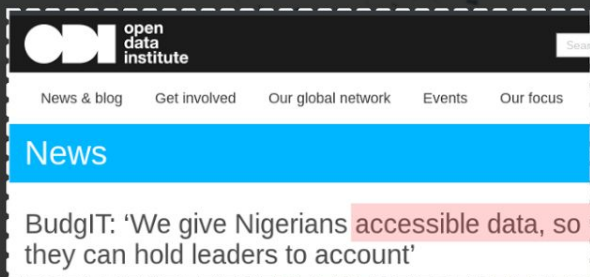
Google+



Rank	Dataset	Breakdown	Location (URL)	Format	Info	Prev. (2014)	Score
1	National Statistics		<a href="http://www.scb.se/api/">http://www.scb.se/api/</a>	JSON, ...		#1 100%	100%
1	Election Results		<a href="http://www.val.se/tidigare_val...">http://www.val.se/tidigare_val...</a>	XML ...		#1 100%	100%
8	Government Spending		n/a	n/a		#15 10%	10%
9	Water Quality		<a href="https://www.havochvatten.se/ha...">https://www.havochvatten.se/ha...</a>	CSV, ...		n/a	60%
18	Company Register		<a href="http://www.bolagsverket.se/be/...">http://www.bolagsverket.se/be/...</a>	XML		#23 50%	50%
22	Location datasets		<a href="http://www.postnummerservice.s...">http://www.postnummerservice.s...</a>	CSV		#15 55%	55%
25	Government Budget		<a href="http://www.regeringen.se/ratts...">http://www.regeringen.se/ratts...</a>	PDF, XLS		#22 70%	70%
28	Weather forecast		<a href="http://opendata-catalog.smhi.s...">http://opendata-catalog.smhi.s...</a>	CSV, ...		n/a	45%
30	Pollutant Emissions		<a href="http://www.scb.se/en/_Finding-...">http://www.scb.se/en/_Finding-...</a>	n/a		#1 100%	45%
39	Legislation		<a href="https://www.riksdagen.se/sv/Do...">https://www.riksdagen.se/sv/Do...</a>	n/a		#33 45%	45%
53	Land Ownership		n/a	n/a		n/a	10%
62	National Map		<a href="https://www.geodata.se/Geodata...">https://www.geodata.se/Geodata...</a>	n/a		#59 30%	30%
96	Procurement tenders		n/a	n/a	n/a	n/a	0%



# ÖPPNA DATA - SOCIAL, KULTUR, MILJÖ



odi open data institute

News & blog Get involved Our global network Events Our focus

## News

BudgIT: 'We give Nigerians accessible data, so they can hold leaders to account'

OFFENTLIG BUDGET

MILJÖ

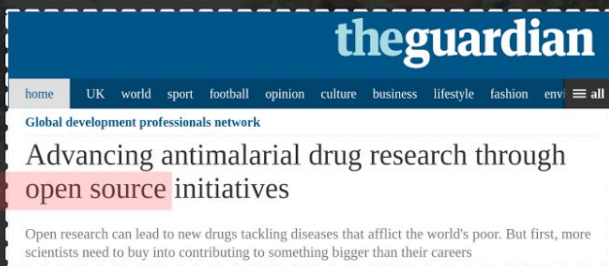


Search the Natural History Museum Specimen Collection

2,927,322 of the Museum's 80 million specimens are now available online.

E.g. Mollusca

1,176,976	629,687	391,887	376,567	352,205
Zoology	Botany	Mineralogy	Palaeontology	Entomology



## theguardian

home UK world sport football opinion culture business lifestyle fashion env: all

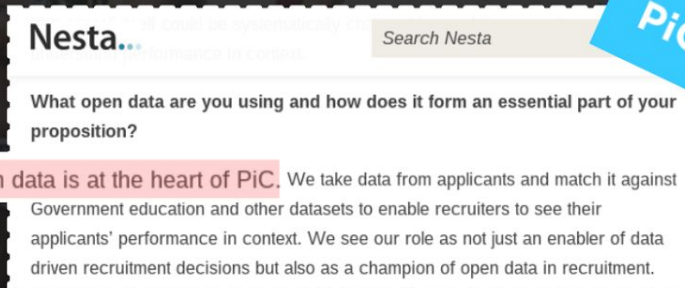
Global development professionals network

### Advancing antimalarial drug research through open source initiatives

Open research can lead to new drugs tackling diseases that afflict the world's poor. But first, more scientists need to buy into contributing to something bigger than their careers

HÄLSA

ANSTÄLNING



NESTA

Search NESTA

### What open data are you using and how does it form an essential part of your proposition?

**Open data is at the heart of PiC.** We take data from applicants and match it against Government education and other datasets to enable recruiters to see their applicants' performance in context. We see our role as not just an enabler of data driven recruitment decisions but also as a champion of open data in recruitment.

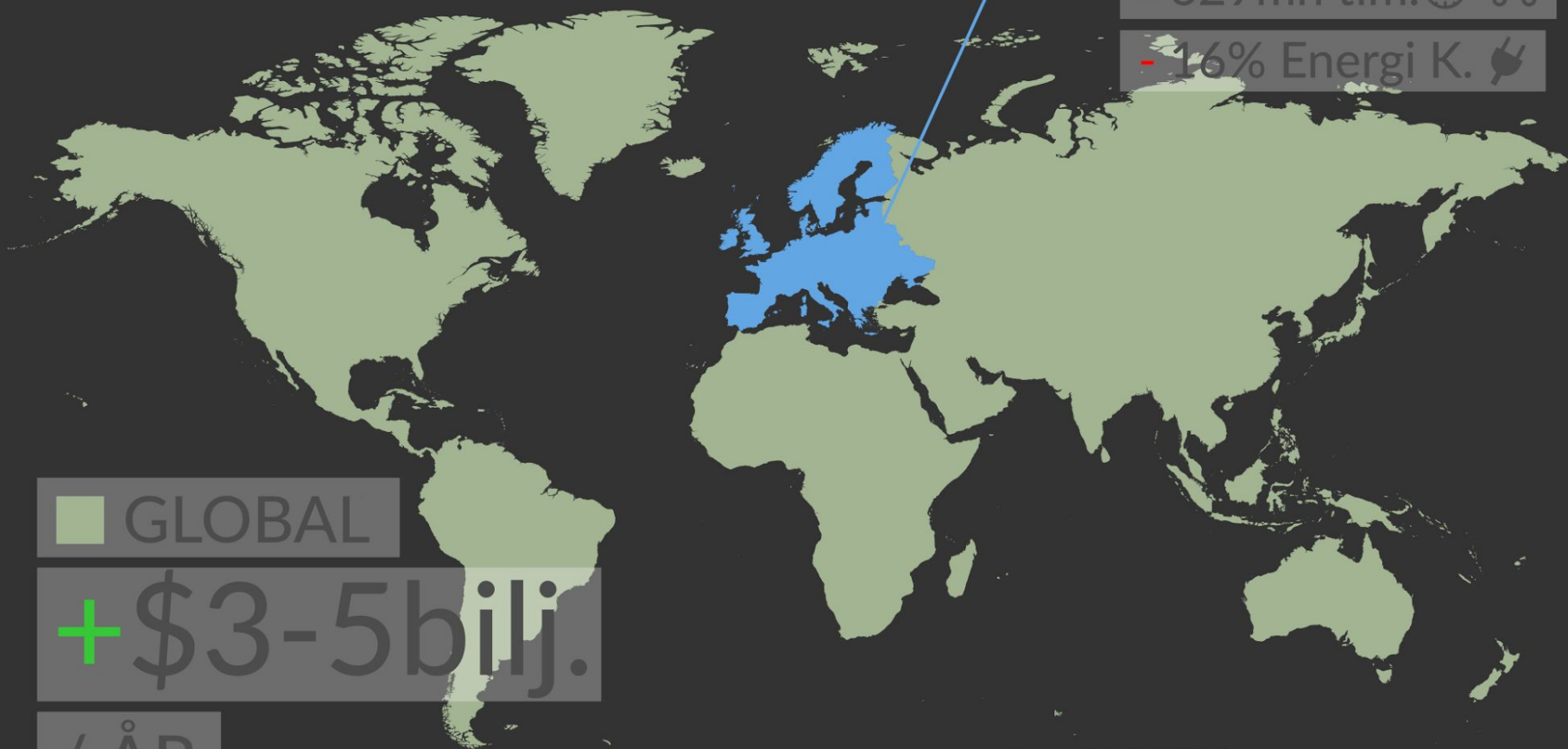
PiC

## OPEN DATA HANDBOOK

REGERINGS  
UTGIFTER

How the UK Government Saved  
£4 million in 15 minutes with  
Open Data

## ÖPPNA DATA - FINANS



■ EU28+ → 2020

- €1.7md i O.A. 🏛️

- 629mn tim. 🕒 🚗

- 16% Energi K. ⚡

■ GLOBAL

+ \$3-5bilj.

/ ÅR

European Data Portal. (2015)  
Creating Value through Open Data

McKinsey Global Institute olika författare. (2013).  
Open data: Unlocking innovation and performance with liquid information

**Ranking Innovation Scoreboard 2008  
(EU15 countries)**

- 1 Sweden
- 2 Finland
- 3 Denmark
- 4 Germany
- 5 Netherlands
- 6 France
- 7 Austria
- 8 UK
- 9 Belgium
- 10 Luxemburg

**(EU27 average)**

- 11 Ireland
- 12 Spain
- 13 Italy
- 14 Portugal
- 15 Greece

**Ranking Active Artistic Participation,  
Eurobarometer 2007 (EU15 countries)**

- 1 Sweden
- 2 Luxemburg
- 3 Finland
- 4 France
- 5 Denmark
- 6 Netherlands
- 7 Belgium
- 8 Germany
- 9 UK

**(EU27 average)**

- 11 Ireland
- 12 Italy
- 13 Spain
- 14 Greece
- 15 Portugal

<sup>11</sup> All and only the countries that are above the EU27 average on one ranking, are above the average on the other ranking, and vice versa. <sup>11</sup>



*Att försöka använda traditionella datakällor för att hantera komplexa utvecklingsutmaningar som klimatförändringar och hunger är som att gräva en tunnel i mörkret i ett berg med en tesked. Det tar evigheter och du kan komma ut på fel ställe.*

Anne Jellema  
Web Foundation CEO






*"De många tänkarnas" principen: Det bästa man kan göra med dina data kommer att upptäckas av någon annan - och du kommer att upptäcka det bästa man kan göra med någon annans data.*

Rufus Pollock  
Open Knowledge grundare

# Open Culture Milestone Timeline

2001 - now





Created by Ted Grajeda  
from the Noun Project



Created by Bob Holzer  
from the Noun Project



Created by Zlatko Najdenovski  
from the Noun Project



Created by Lisa Aufox  
from the Noun Project



Created by Artem Kovyazin  
from the Noun Project



Created by George Tsatalios  
from the Noun Project



Created by Rflor  
from the Noun Project



Created by Wes Breazell  
from the Noun Project



Created by Edward Boatman  
from the Noun Project



Created by Milky - Digital innovation  
from the Noun Project



Created by Andres Arenas  
from the Noun Project



Created by Mister Pixel  
from the Noun Project



Created by João Proença  
from the Noun Project



Created by Stefania Servidio  
from the Noun Project