

Historic, Archive Document

Do not assume content reflects current scientific knowledge, policies, or practices.

1263

Annual Catalog *and* Price List---1931

LIBRARY
RECEIVED
FEB 20 1931 ★
U. S. Department of Agriculture.

TRADE

MARK



Asheville Seed Company

Asheville, North Carolina

COLLEGE STREET AT LEXINGTON AVENUE

Vegetable Seed Trials

Grove Park Evergreen Lawn Grass

The basis of Grove Park Lawn Mixture is Kentucky Blue Grass to which is added White Dutch Clover and a number of quick growing and valuable fancy grasses which produce a green turf much sooner than can be obtained by blue grass alone. Providing the soil is not sour, and is properly and thoroughly fertilized, the blue

grass will eventually take entire possession. In the meantime a good looking lawn is obtained while the blue grass, which is slow to germinate, is getting established. Lime and Fertilizers are described on page 49 and back cover.

Postpaid, lb. 60c; 5 lbs. \$2.50; 10 lbs. \$4.75.
Not Prepaid, lb. 50c; 5 lbs. \$2.25; 10 lbs. \$4.40.

Shady Park Lawn Grass

Few grasses grow well in shaded portions of lawns or groves, hence it is necessary to sow a mixture of grasses which are adapted for growing in the shade. Our Shady Park Mixture is composed entirely of choice clean seed of the finest and most costly grasses which have been

found to thrive in shaded locations and it produces an abundant and even growth of beautiful grass.

Postpaid, lb. 70c; 5 lbs. \$3.00; 10 lbs. \$5.75.
Not Prepaid, lb. 60c; 5 lbs. \$2.75; 10 lbs. \$5.40.

How To Secure A Beautiful Lawn

PREPARATION OF SEED BED

A fine lawn requires a rich, well drained soil. All weeds, roots and other debris should be removed and the soil spaded to a depth of eight or ten inches, and thoroughly pulverized like garden soil for the reception of small seed. Large areas can be plowed and disked, but the soil should be thoroughly pulverized before the seed is sown.

FERTILIZATION

Grass seed send out long feeding roots which absorb a large quantity of plant food in making heavy green turf. It is necessary to mix fertilizer to the depth of eight or ten inches to supply this plant food. The class of fertilizer used will have a direct bearing on the finished lawn. To avoid numerous noxious weeds that always come by the use of fresh manure, we advise fertilizing your lawn with Pulverized Sheep Manure, a natural fertilizer, free from all weed seed. Ground Bone Meal is also valuable as an enricher of lawns and a top dressing. Bone Meal or Sheep Manure, or a mixture half of each, should be applied at the rate of 30 lbs. for 300 square feet. As a top dressing, 18 lbs. to 300 square feet.

Vigoro is a well balanced, high grade fertilizer, that has given excellent results in building lawns; it is especially valuable in building new lawns. Use 4 lbs. to 100 square feet. As top dressing 2 lbs. to 100 square feet.

Ants, which frequently infest lawns, can be driven off by the use of Tobacco Dust, which is also a good fertilizer, or by using Antrol described on page 50.

TREATING THE SOIL

When the soil is excessively acid it is advisable to apply Lime which also loosens clay and makes it easier to work. (See page 49). To control beetles and earthworms and to discourage the growth of crab grass, chickweed and other obnoxious weeds the use of Arsenate of Lead is recommended. (See page 50).

SOWING THE SEED

For spring sowing, Lawn Grass Seed should be sown as early as possible, from February to May, or if in the fall, from September to the last of November. Many people follow the practice of sowing lawn grass seed on top of snow with very great success. As the snow melts, the seed is carried to the proper depth. Thick seeding gives the best results. It should be sown at the rate of 1 lb. to 250 square feet or 150 lbs. to an acre. The seed should be carefully and evenly sown, lightly raked in, and afterwards, provided the soil is not too wet, rolled or made firm by patting down with the back of a spade. This packing brings the seed in close contact with the soil and prevents drying out; it also gives a quicker and a more even germination.

Lawns should not be neglected. The grass should be kept cut, rolled if necessary, and watered in dry weather, bare spots reseeded and weeds dug out as fast as they appear. Please see back pages of this catalog for Lawn Mowers, Rollers, Weed Pullers, Tools, and Fertilizers.

DO NOT SOW GRASS SEED IN DRY WEATHER

Cherokee Garden Hose




**HOSE
COUPLINGS**
Postpaid, pair
85c.




**CHEROKEE GARDEN OR
LAWN HOSE**—A 5-3 inch sun-
proof red rubber hose that
won't kink. Best grade of rub-
ber used and No. 10 hard fin-
ish fish net twine instead of
soft cotton; couplings included
but nozzle is extra.
Price, 15c per ft.

Boston Hose Nozzle



Polished cast brass. Throws solid stream,
spray or can be shut off entirely.
Postpaid 85c; Not prepaid 75c.

Rainbow Lawn Sprinkler



Revolves rapidly on any pressure. Wearing
and friction almost eliminated by use of water
absorbing fibre washers. Made of Brass. Will
not stick or corrode. Distributes about 5 gal-
lons of water per minute evenly over every por-
tion of ground, 20 feet from sprinkler. Will
indefinitely, without repair or attention, do the
work it was built for. A lasting source of sat-
isfaction at a fair price.

No. 5—Stands 4 inches high. 7 inch revol-
ving head. Postpaid, \$2.25. Not prepaid, \$2.00.

No. 9½—Stands 36 inches high. Water dis-
charged 6 feet in the air. Postpaid, \$4.00.

Not prepaid, \$3.50.

PRICES SUBJECT TO CHANGE WITHOUT NOTICE

ORDER BLANK FOR SEEDS, ETC.

All prices in this catalog, except where otherwise noted, are based on customer paying transportation charges. Please see page 1 for Parcel Post rates, conditions of sale, direction for ordering, sending money, etc.

ASHEVILLE SEED COMPANY
ASHEVILLE, N. C.

Please Do Not Write Here

Date Received _____
 Date Filled _____
 Filled By _____
 Shipped By _____
 Order Number _____

Date.....193.....

PLEASE FILL IN THESE BLANKS PLAINLY

Dear Sirs:
 Please send the following Seeds, etc., by _____
 (State here if wanted by Mail, Express or Freight)

Name _____ Box _____
 (Ladies, please prefix Miss or Mrs.; the latter using husband's initials)

Postoffice _____ R. F. D. _____

County _____ State _____

Express or Freight Office _____
 (If different from Postoffice)

Amount Enclosed

Check _____
 P. O. Money Order _____
 Exp. Money Order _____
 Cash _____
 Stamps _____

ASHEVILLE SEED COMPANY gives no warranty, express or implied, as to description, quality, productiveness, or any other matter, of any seeds, bulbs or plants they send out and they will be in no way responsible for the crop. If the purchaser does not accept the goods on these terms, they are at once to be returned, money will be refunded and no sale has been made.

QUANTITY	ARTICLES WANTED	PRICE
Amount Carried Forward		

PLEASE TEAR OUT ORDER SHEET WHERE PERFORATED

PRICES SUBJECT TO CHANGE WITHOUT NOTICE

QUANTITY	ARTICLES WANTED	PRICE	
	Amount Brought Forward		

By carefully checking this list before sending your order, a great saving may be made in transportation cost, and you may also find that an important and an immediate necessity has been omitted.

- | | | | |
|------------------|-------------|-------------------|---------------|
| Garden Seed | Lawn Seed | Insecticides | Garden Tools |
| Flower Seed | Bulbs | Fungicides | Orchard Tools |
| Field Seed | Fertilizers | Dusting Materials | Lawn Tools |
| Poultry Supplies | Incubators | Sprayers | Feeds, Etc. |

Kindly list below the names of any friends whom you think would be interested in receiving our catalog.

Name	Postoffice	State	R.F.D.	P. O. Box

EXTRA ORDER SHEETS AND RETURN ENVELOPES FURNISHED ON REQUEST

DIRECTIONS FOR ORDERING [SUGGESTIONS INFORMATION]

CONDITIONS OF SALE—All quotations are subject to market changes and goods being unsold on receipt of order. Asheville Seed Co. gives no warranty, express or implied, as to description, quality, productiveness or any other matter of any seeds, plants or bulbs they send out, and they will be in no way responsible for the crop. If the customer does not accept the goods on these terms, they are at once to be returned, money will be refunded and no sale has been made.

ORDER EARLY—Do not delay ordering until you are ready to use the seeds or goods you want. The inconvenience and annoyance of delayed shipments, etc., can be avoided by customers placing their orders early for all their requirements. The loss of time in planting caused by delays in receiving goods and the possibility of advances in price point to the advantage and wisdom of early buying.

HOW TO SEND AN ORDER—You will find in the front and back of this catalog an order sheet, perforated for tearing out; also an addressed envelope to send the order in. When convenient, always use this order sheet. Please do not write anything on the sheet except items wanted and what pertains to the order. Write on separate sheet asking for prices, or questions to be answered, or information given; this will avoid the possibility of being overlooked; also insure quick attention to information asked.

Please be careful to sign your Name, Street Address or R. F. D. Number, Postoffice, County and State, on each letter sent us. It is a good plan to print or typewrite.

HOW TO SEND MONEY—Remittance should be made either by Post Office or Express Money Order, Certified Check or Bank Draft. Postage stamps in small denominations, to cover small purchases are entirely satisfactory. Always register letters containing currency. Coin should not be sent by mail.

C. O. D. SHIPMENTS—Shipping C. O. D. only adds to the cost, as the buyer pays the expense of collection. If you prefer shipment C. O. D. please remit with your order one-half the amount of the bill. Under no circumstances will we ship perishable goods (plants, etc.) C. O. D.

POSTPAID PRICES—Mean that merchandise so quoted will be delivered postpaid to your door if you live on an R. F. D. route or at any post office within the first 4 zones. Please add postage when to be shipped out of 4th zone using "Not Prepaid" prices as the basis.

TRANSPORTATION CHARGES—On articles quoted "Not Prepaid" customers pay the freight or express charges. If goods quoted "Not Prepaid" are to be sent parcel post, consult the following table and add sufficient postage to your remittance to cover postage; bearing in mind that no packages may be sent through the mails weighing more than 70 lbs. and must not exceed 84 inches (length and girth combined). Shipments of seeds amounting to more than 70 lbs. therefore, must be divided and additional bags used. If remittance does not include postage on "Not Prepaid" articles to be sent Parcel Post, sufficient seed will be deducted to cover the charge. Insecticides marked "poison" can not be shipped by mail.

BAGS—On orders for quantities at prices quoted "not prepaid," of clovers, timothy, red top or herds grass, alfalfa, millet, rape, vetch, etc., which must be shipped in cotton bags, we charge extra for the bags as follows: 2½ bu. seamless bag 35c; 1 bu. cotton bag 25c; ½ bu. size 20c; peck size 10c. When remittance is not sufficient to cover bag charge, sufficient seeds will be deducted to cover the cost of same. On orders for seeds in any quantity when ordered at prices quoted "postpaid" there is no charge for bags. We make no charge for bags for oats, rye, barley, field corn, cow-peas, soy beans and such grass seeds as can safely be shipped in burlap bags.

PARCEL POST RATES FROM ASHEVILLE

United States Parcel Post Rates (Seeds, plants and bulbs included)	First pound or fraction	Each additional pound or fraction	Packages must not exceed 84 inches (length and girth combined)
Local Rate, Asheville.....	\$.07	\$.005	Limit of weight this zone, 70 lbs.
1st Zone, within 50 miles of Asheville.....	.07	.01	Limit of weight this zone, 70 lbs.
2nd Zone, over 50 and under 150 miles.....	.07	.01	Limit of weight this zone, 70 lbs.
3d Zone, over, 150 and under 300 miles.....	.08	.02	Limit of weight this zone, 50 lbs.
4th Zone, over 300 and under 600 miles.....	.08	.04	Limit of weight this zone, 50 lbs.
5th Zone, over 600 and under 1000 miles.....	.09	.06	Limit of weight this zone, 50 lbs.
6th Zone, over 1000 and under 1400 miles.....	.10	.08	Limit of weight this zone, 50 lbs.
7th Zone, over 1400 and under 1800 miles.....	.12	.10	Limit of weight this zone, 50 lbs.
8th Zone, over 1800 miles.....	.18	.12	Limit of weight this zone, 50 lbs.

All small Parcel Post packages, weighing 8 ounces or less can be sent at the special rate of 1 cent for each 2 ounces or fraction to all parts of the United States. (Over 8 ounces must be sent at Parcel Post rates.)

Kindly Remit for Postage when it is necessary so as to avoid delay in filling and shipping order.

PLANTING CALENDAR for FARM and GARDEN

JANUARY

Vegetables—Little can be put in open ground except Asparagus roots. Prepare hot beds and sow Early Cabbage, Lettuce, Radish, Beet, Cauliflower, and Onion.

Flowers—Sow in open ground Sweet Peas. Sow in hot beds, Pansy, Daisy, Verbena, Asters, and other Flower Seeds, for later transplanting. Fall bulbs can usually be planted.

Farm—If weather permits sow Canada Field Peas. Top dress grain, grass, and clover fields.

FEBRUARY

Vegetables—Sow in hot beds Early Cabbage, Cauliflower, Lettuce, Onion, Beets, and the middle or the last of the month, in hot beds, Tomatoes, Egg Plant and Pepper. The last of this month sow in open ground Early English Peas, Kale, Beets, Spinach, Carrots, Radish and Parsley. Set out Asparagus, Horse Radish and Rhubarb Roots, Onion Sets and Hardy Lettuce Plants; also early planting of Irish Potatoes.

Flowers—Sow in open ground Sweet Peas. In hot beds, boxes or pots inside Flowers to be transplanted later. Sow Grove Park Lawn Grass.

Farm—Sow Canada Field Peas, Oats and Dwarf Essex Rape. The middle to the last of this month grasses and clovers can be sown.

MARCH

Vegetables—This should be an active month with all vegetable growers. Sow in open ground Garden Peas for succession, Early Cabbage, Cauliflower, Spinach, Kale, Mustard, Lettuce, Beets, Carrots, Parsnips, Salsify, Early Turnips, Rhubarb Roots, Asparagus and Horse Radish Roots, and Irish Potatoes. Set out Cabbage, Cauliflower, Lettuce and other plants that you have had in hot beds after hardening them by leaving the glass open at night. Pick a warm corner and sow Herb Seed.

Flowers—Sow in open ground Sweet Peas and the hardy kinds of Flower Seed, as they will bloom earlier. The last of this month set out Tuberose, Gladioli, Cannas, Caladiums, and Dahlia Roots. Sow Grove Park Lawn Grass.

Farm—Sow Canada Field Peas, Clovers and all Grasses, Spring Oats and Dwarf Essex Rape.

APRIL

Vegetables—Plant Early Garden Corn, English Peas, Snap Beans, Irish Potatoes, Cabbage, Tomatoes and Lettuce in open ground for succession. Sow Beets, Carrots, Radish, Parsnips, Salsify, Parsley, Celery, Early Turnips, Kohlrabi, Collards, Mustard and Kale. Put out Onion Sets, Asparagus Roots, Rhubarb Roots, Bed Sweet Potatoes. The middle to the last of this month plant Cucumbers, Squash, Watermelons and Cantaloupes.

Flowers—Sow hardy Flower Seed; after the middle of the month, the half hardy kinds. Set out Lily, Dahlia, Canna, Tuberose and Gladioli Bulbs, Coleus, Salvia and other bedding plants. Sow Grove Park Lawn Grass Seed.

Farm—Sow Clover and Grass Seeds; Oats early in the month. Later in the month sow Mangel Wurtzel Stock Beets, Field Corn, etc.

MAY

Vegetables—Nearly all tender seeds can be sown this month; also for succession sow Carrots, Beets, Parsley, Radish, Brussels Sprouts, Parsnips, Salsify, Plant Pole, Bunch, Snap and Lima Beans, Garden Corn, Okra, Squash, Cucumber, Cantaloupe, Watermelon and Pumpkin. Sow now Late Cabbage and Cauliflower Seed to make plants for fall. Set out Tomatoes, Pepper and Egg Plants.

Flowers—Vine Seed for shade, all floral Bedding Plants, Tuberose, Gladioli, Cannas, Dahlias and other Bulbs can be planted out successfully. Sow Grove Park Lawn Grass Seed.

Farm—All the Sorghums, Millets, Cow Peas, Soy or Soja Beans, Field Corn, Mangel Wursel Beets for winter feeding, etc.

JUNE

Vegetables—Plant Collards, Okra, Bunch and Late Pole, Snap and Lima Beans, Late Peas, Cucumbers, Squash, Turnips, Garden Corn; for succession, Late Potatoes, Radish and Beets. Set out Tomatoes, Cabbage, Egg Plants, Pepper, Sweet Potato Plants.

Flowers—Nasturtiums and other Flower Seed for fall and winter use; Vine Seed for shade; Coleus, Salvia and other Bedding Plants.

Farm—Sow Millet, Sudan Grass, Sorghums, Cow Peas, Soy Beans, Navy Beans. Plant Late Corn, Pumpkins and Watermelons.

JULY

Vegetables—Set out Cabbage, and Celery Plants for fall and winter use. Plant Snap Beans for succession, and Sugar Corn for late roasting ears. Sow Rutabagas and early varieties of Turnips, Lettuce, Mustard, Collards, Kohlrabi. Plant Cucumbers for pickling and table.

Flowers—Plant Nasturtiums for late blooming; keep all plants well watered; use a sprinkler on your lawns.

Farm—Sow Crimson Clover at the last working of your corn. Buckwheat can be sown for bees, forage, an improver of the soil, and grain. Sow Cow Peas and Soy Beans; these are improvers of the soil and fine hay crops; also for early hay or fodder sow Millet. Sudan Grass and Cane.

AUGUST

Vegetables—Sow Cabbage and Lettuce for fall heading; set out Cabbage and Celery Plants; continue planting Snap Beans for succession. Early English Peas planted this month will give a good fall yield. Sow winter varieties Radish, Turnips, Rutabagas, Spinach, Kale, Mustard, Endive, Collards, Parsley, and Onion Seed.

Flowers—Make first planting of Pansy, Daisy and other perennial flower seeds. Keep all plants well watered.

Farm—Crimson Clover should be sown in every available place. It is a great enricher of the soil, and makes very nutritious feed. Rye and Barley should be sown for fall and winter grazing and afterwards will make a crop of grain. Alfalfa can safely be sown. Towards the end of the month, sow Hairy Vetch, Dwarf Essex Rape, Grasses and Clovers.

SEPTEMBER

Vegetables—Sow Winter Radishes, Spinach, Turnips, Mustard, Parsley, Kale, White Silver-skin and other Onion Sets.

Flowers—Hyacinths, Tulips, Narcissus and other Bulbs can be planted this month; also Pansy and other perennial flower seeds. Sow Grove Park Lawn Grass Seed.

Farm—Sow all kinds of Grasses and Clovers and Hairy Vetch. Crimson Clover should by all means be sown, as it makes fine winter grazing and is a great soil improver. Continue to sow Winter Rye and Winter Barley for early grazing crops as well as for grain; Dwarf Essex Rape for sheep, pigs, and poultry. Oats this month get well rooted before spring.

OCTOBER

Vegetables—Sow early sorts of Cabbage, Turnips, Spinach, Kale, Mustard; set out Asparagus Roots and all varieties of Onions Sets.

Flowers—Plant Hyacinths, Narcissus, Tulips, and other Bulbs. Sow Pansy and other perennial flower seeds. Fall seeding of lawn frequently does better than spring. Sow Grove Park Lawn Grass Seed, and fertilize with Vigoro or with Bone Meal and Sheep Manure.

Farm—This is the month to sow Wheat, Winter Oats, Rye, Barley, Vetch and Rape. The earlier you can get in your Grasses and cover crops the better.

PLANTING CALENDAR (Continued)

NOVEMBER

Vegetables—Hot beds or cold frames should be made to sow Lettuce and early varieties of Cabbage; set out Onion Sets, Asparagus Roots, Rhubarb and Horse Radish Roots. Spinach can be sown early in the month.

Flowers—Hyacinths, Tulips, Daffodils, Crocus, and other flowering bulbs should be planted. Grove Park Lawn Grass Seed can usually be sown early in the month; using Bone Meal as fertilizer.

Farm—Sow Rye on all vacant places; it makes a fine winter cover and grazing crop. Sow Wheat, Barley, Vetch, Rape and Grasses.

DECEMBER

Vegetables—In hot beds, sow Lettuce and Cabbage. Beets and Radish can be forced in hot beds for winter use as well as Lettuce which often proves very profitable. In open ground set out Asparagus, Rhubarb and Horse-radish roots.

Flowers—This month Hyacinth, Tulips, Daffodils, Crocus, and other bulbs should be planted. In case of snow it is a good plan to sow Grove Park Lawn Grass Seed, using Bone Meal as fertilizer on top of the snow.

Farm—Wheat and Rye can usually be sown early in December.

INDEX

Name	Page
Alfalfa	41
Aluminum Sulphate	49
Antrol	50
Aphistrogen	64
Arsenate of Lead	50
Artichoke	4
Asparagus Seed	4
Asparagus Roots	22
Barley	45
Baskets	64
Beans, Garden	5-6-7-8
Beans, Soy	47
Beans, Wax	6-7
Beans, Shell	6
Beans, Cornfield	7
Beans, Lima	8
Beets, Garden	9
Beets, Stock	45
Bermuda Grass	42
Birds & Supplies	Back Cover
Black Leaf 40	50
Blue Grass	43
Blue Stone (Copper Sulphate)	50
Bone Meal	49
Books, Garden	64
Bordeaux Mixture	50
Broccoli	6
Broom Corn	45
Brooders	60
Brussels Sprouts	4
Buckwheat	45
Bulbs & Roots	27-29
Cabbage Seed	10
Caladium Bulbs	29
Calcium Arsenate	50
Canada Field Peas	45
Cane	45
Canna Roots	29
Cantaloupe	16
Caponizing Tools	63
Carrots, Garden	11
Cauliflower	11
Celery	13
Chrysanthemum Roots	28
Clovers	40
Collards	11
Corn, Field	48
Corn, Garden	12
Corn, Pop	47
Corrosive Sublimate	21
Cow Ease	50
Creeping Bent Grass	43
Cress	16
Crested Dogstail	43
Cucumbers	13
Dahlia Roots	28
Directions for Ordering	1
Dog Feed	68
Don Sung	64
Dowco	50
Dry Lime Sulphur	50
Egg Plant	14
Endive	14
Evergreen	50
Fertilizers	49
Fescue, Sheep's	43
Fescue, Meadow	43

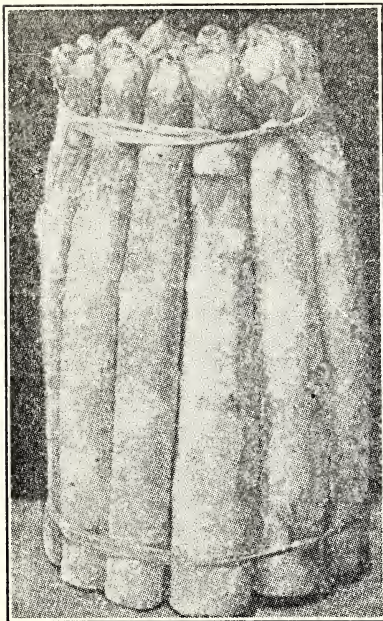
Name	Page
Fescue, Red or Creeping	43
Field Seeds	40-44
Fish Oil Soap	50
Flower Boxes	41
Flower Pots	Back Cover
Flower Seed	30-39
Forage Crops	45-47
Fungicides	50
Fungtrogen	64
Garden Plows & Cultivators	53
Glass Cloth	Back Cover
Gladioli Bulbs	29
Gourds	39
Grafting Wax	57
Grape Dust	50
Grass Catcher	58
Grass Hooks	57
Grass Seeds	42-44
Grogreen	49
Herbs	22
Horse Radish Roots	14
Hose, Garden	Front Cover
Hose, Nozzel	Front Cover
Incubators	59
Inoculation	41
Insecticides	50
Insectrogen	64
Justrite Bird Seed	Back Cover
Kale	14
Kohlrabi	14
Labels, Wood	64
Lawn Grass Seed	Front Cover
Lawn Mowers	58
Lawn Rollers	57
Lawn Sprinkler	Front Cover
Leg Bands	63
Lettuce	15
Lily of the Valley	29
Lime, Hydrated	49
Magnesium Arsenate	50
Melons, Musk	16
Melons, Water	17
Millet	45
Mustard	18
Nasturtiums	85
Nest Eggs	63
Nitrate of Soda	49
Oats	46
Oat Sprouters	63
Okra	17
Onion Seed	18
Onion Sets	18
Orchard Grass	42
Para Dichlorobenzine	50
Parcel Post Rates	1
Parsley	19
Parsnips	19
Pasture Mixture	44
Peas, Garden	20
Peas, Field or Cow	47
Pepper	19
Planting Calendar	2
Plants, Vegetable	22
Plants, Perennial	27

Name	Page
Plant Tubs	Back Cover
Potatoes, Irish	21
Poultry Feed	64
Poultry Remedies	64
Poultry Punches	63
Poultry Supplies	60-63
Pruning Tools	54
Pumpkin	22
Putnam Brooders	59
Radish	23
Raffia	64
Rakes	55
Rape, Dwarf Essex	46
Rat Poison	64
Red Top	43
Rhubarb Roots	22
Rock Garden Plants	27
Roses	28
Rose Sprays	64
Rough Stalked Meadow Grass	44
Rutabaga Seed	26
Rye	46
Rye Grass, Italian	43
Rye Grass, Perennial or English	43
Salsify	23
Salt Brick	63
Seed Sowers	44
Sheep Manure, Pulverized	49
Semesan	50
Slug Shot	50
Snarol	50
Spinach	24
Sprayers	51-52
Squash	24
Stimugerm	41
Stimulant	49
Sudan Grass	44
Sulphate of Ammonia	49
Sulphur	50
Sulpho Tobacco Soap	50
Sweet Peas	37
Swiss Chard	9
Tall Meadow Oat Grass	42
Thermometers	59
Timothy	42
Tobacco	26
Tobacco Dust	49
Tomato Seed	25
Tobacco Knife	54
Tools, Orchard, Lawn & Garden	53-57
Tuberose Bulbs	29
Turnips	26
Vermingo	50
Vetch	47
Vigoro	Back Cover
Vine Seeds	39
Watermelon	17
Water Glass	63
Watering Pots	53
Weed Killer	50
Whale Oil Soap	50
Wheat	46
Wild Garden Flower Seed	38
Wood Meadow Grass	44

HIGH QUALITY VEGETABLE SEEDS

All vegetable seeds that we offer are bought from reliable growers, are of the best strains and thoroughly tested for vitality. These seeds comprise the popular varieties that have proven successful in this section and any gardener, whether for the home or market, will find in our stock a sufficient range of selection for all practical purposes. We suggest that you consult the Planting Calendar on page 2; the pages on which are listed fertilizers, insecticides and fungicides; also those describing sprayers and tools. The inoculation of bean and pea seed with Simugerm is highly recommended as it will increase the crop, insure an even stand and improve the condition of the soil.

ASPARAGUS



ASPARAGUS requires rich, well drained ground and plenty of potash which can be obtained by using a high grade commercial fertilizer containing a high percentage of potash. Keep free of weeds, but do not dig the soil deeply enough to disturb the crowns or roots. In the late fall mow or cut the tops and burn them to destroy disease. Mulch with coarse manure and in the spring fork in the fall dressing with an ounce of salt to the square yard. Bordeaux will check rust and Arsenate of Lead will destroy the Asparagus beetle. Chickens and ducks will devour the insects when turned into the beds.

During the first season quick maturing, low-growing crops can be grown between the Asparagus rows. These may include bush beans, dwarf peas, early cabbage, lettuce and radishes but avoid tall-growing or long season crops.

ROOT CULTURE — The home gardener will find growing Asparagus from roots much easier, and cuttings may be had at least a year sooner. Prepare trenches 3 ft. apart and about 18 inches deep; fill with a liberal quantity of well rotted manure; after covering the manure with a few inches of dirt, set the plants 1½ ft. apart in each trench; 4 inch covering of good soil is then added. Do not exhaust the plants by cutting too late, especially the first bearing season; 100 roots plant a bed 20 ft. by 20 ft. Set roots either in spring or fall.

Fertilizers and Insecticides are listed on pages 49 and 50.

CULTURE OF SEED—Sow the seed thinly in rows 1 ft. apart in April or May. 1 oz. produces 300 roots. To secure strong healthy plants, keep down all weeds and thin the poorest seedlings to 3 inches apart in each row. The roots may be dug either the first or second year in the fall after the plants die, and set either in the fall or spring, as described under "Root Culture."

MARY WASHINGTON—The Washington variety which was developed by the United States Department of Agriculture has proven as nearly rust proof as is possible to produce Asparagus. This in addition to the vigor of the plants, the thick shoots, the heavy yield and fine flavor make it an exceptionally valuable variety. The shoots are of rich, dark green color tinted somewhat darker at tips. The Mary Washington type is considered the best of the Washington variety.

Postpaid, pkt. 10c; oz. 15c; ¼ lb. 40c; lb. \$1.40.

ASPARAGUS ROOTS—See page 22.

ARTICHOKE SEED—Green Globe

The Green Globe Artichoke is cultivated for its flower heads, which are cooked like Asparagus. Sow the seed in hot beds during February and transplant in May into rows 3 ft. apart and 2 ft. in the rows. The seeds may be sown in the open during the month of April, and then the stand thinned. Artichoke requires a deep, rich, sandy loam with plenty of well rotted manure. When cold weather comes, protect the plants with a heavy covering of leaves or manure. If properly cared for, the plants will bear for several years. Try a few in your garden. Although more or less of a novelty in this section, they are considered a great delicacy in the big cities and command a fancy price. An ounce plants 40 ft. of drill.

Postpaid, pkt. 10c; ½ oz. 25c; oz. 45c.

BRUSSELS SPROUTS

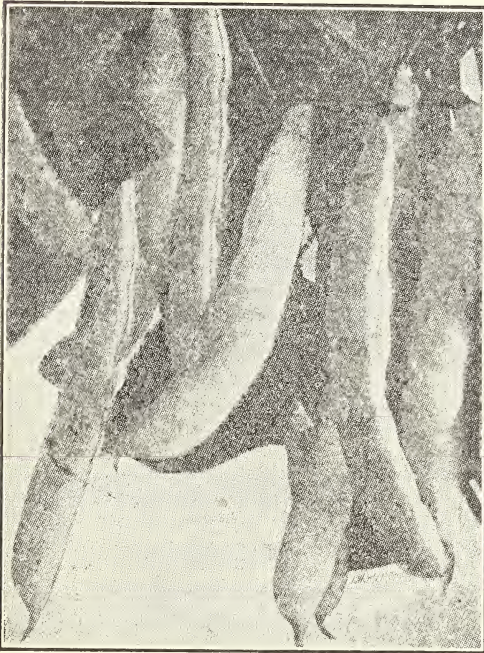
The sprouts resemble miniature cabbage, growing, closely to stalk of the plant, being produced in abundance from the tip to the ground. Plant in May, transplanting 1½ feet apart, and cultivate like late cabbage. In the fall break off the leaves to give the heads more room. After hard frosts the flavor and delicacy are greatly improved.

The seed we offer is selected market garden stock raised and used by Long Island truckers. Plant seed ½ inch deep. One ounce produces about 2000 plants.

Postpaid, pkt. 10c; ½ oz. 15c; oz. 25c.



DWARF OR BUSH BEANS



Improved Early Red Valentine Beans

Burpee's Stringless Green Pod

This famous and popular bean is still unequalled as an early stringless green pod variety. It is stringless, ripens early, and remains crisp and tender long after maturing. The vines bear long, round, thick and very meaty pods, about 5 inches long, entirely free from strings. The attractive deep green color and unusual quality of these green pods has placed them in high favor. It has given entire satisfaction everywhere.

Postpaid, $\frac{1}{2}$ lb. 25c; lb. 40c; 2 lbs. 70c; 5 lbs. \$1.45. Not prepaid, lb. 30c; 5 lbs. \$1.25.

Tennessee Green Pod

This well known variety is almost as early as the Red Valentine. The productive plants bear handsome flat pods of dark green color almost stringless, and of exceptionally fine flavor and quality. Unlike most early beans, the quality remains good throughout its bearing season. The hardy and exceedingly prolific tendencies of the Tennessee Green Pod accounts for its popularity as an early bunch bean.

Postpaid, $\frac{1}{2}$ lb. 25c; lb. 40c; 2 lbs. 70c; 5 lbs. \$1.45. Not prepaid, lb. 30c; 5 lbs. \$1.25.

For larger quantities than quoted in catalog please ask for prices stating quantity desired.

CULTURE—Beans are very sensitive to both cold and wet. For the earliest crop, plant just as soon as the weather gets warm—in this section about the first of April. To have a succession, plant every two weeks throughout the summer until the middle of August. Make the rows 2 to 3 feet apart, drop the beans 3 inches apart and cover $1\frac{1}{2}$ to 2 inches deep. Give frequent but shallow cultivation up to blossoming time, not afterward, and never when the plants are wet. Plant in a light loamy soil that warms up quickly. Use plenty of fertilizer. Inoculate this seed with Stimugerm.

One pound will plant 60 feet of drill; 100 pounds to an acre in drills.

Extra Early Red Valentine

A very hardy, extra early and productive standard variety. Pods $4\frac{1}{2}$ inches long, round, medium green, slightly stringy and of good quality. The extreme hardness of this bean accounts largely for its great popularity as it germinates in colder ground than do other varieties. Recommended especially for first planting in the spring and last planting in August.

Postpaid, $\frac{1}{2}$ lb. 25c; lb. 40c; 2 lbs. 70c; 5 lbs. \$1.45.

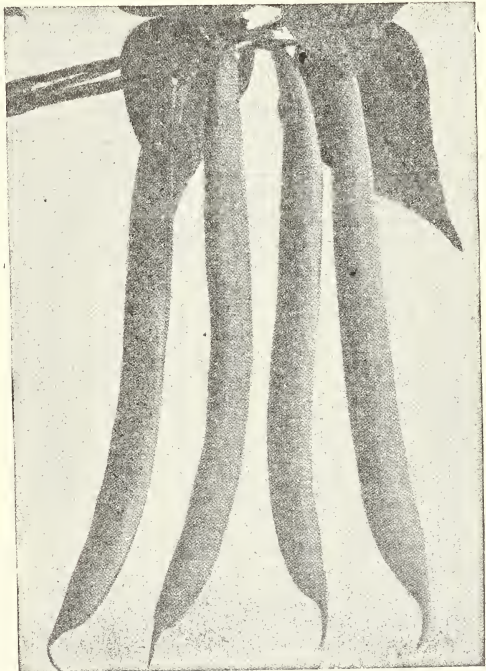
Not prepaid, lb. 30c; 5 lbs. \$1.25.

Giant Stringless Green Pod

Somewhat similar to Burpee's Stringless, but pod is a little longer, straighter and more slender, more depressed between beans and slightly lighter in color; early, hardy, entirely stringless and of highest quality.

Postpaid, $\frac{1}{2}$ lb. 25c; lb. 40c; 2 lbs. 70c; 5 lbs. \$1.45.

Not prepaid, lb. 30c; 5 lbs. \$1.25.



Burpee's Stringless Green Pod

Dwarf Or Bush Beans—Continued

Fordhook Favorite Bush

A new white seeded, high quality bean. Pods are $5\frac{1}{2}$ to 6 inches long, straight, almost round, thick and meaty and showing marked depressions around the beans; strictly stringless and medium green in color; medium early and moderately productive.

Crop very short. Place order early for full requirements.

Postpaid, $\frac{1}{2}$ lb. 30c; lb. 50c; 2 lbs. 85c; 5 lbs. \$2.00. Not Prepaid, lb. 40c; 5 lbs. \$1.75.

Bountiful or Early Six Weeks

Best of the flat-podded stringless varieties. Pods $6\frac{1}{2}$ to 7 inches long, stout, flat and slightly curved, stringless, slightly fibrous, attractive and of fine quality; color, light green. Very early, vigorous, hardy, and productive. This variety may also be grown as a shell bean for winter.

Postpaid, $\frac{1}{2}$ lb. 25c; lb. 40c; 2 lbs. 70c; 5 lbs. \$1.45. Not prepaid, lb. 30c; 5 lbs. \$1.25.

Rogers Stringless Refugee

A very productive, hardy and vigorous late sort ideal for canning and fine for the home garden as well. Fifteen inch dark strong vine, $5\frac{1}{2}$ inch round stringless green pod ready for table use in approximately 84 days after planting. Postpaid, $\frac{1}{2}$ lb. 25c; lb. 40c; 2 lbs. 70c; 5 lbs. \$1.45. Not prepaid, lb. 30c; 5 lbs. \$1.25.



Rogers Stringless Refugee.

BROCCOLI Green Sprouting Calabrese

This delicious vegetable is of easy culture and can be grown for an early crop by starting seeds in a hot-bed or green-house in February or March and later transplanting the same as cabbage or can be sown in open bed after ground becomes warm transplanting $2\frac{1}{2}$ feet apart each way.

Plants start producing heads in about 90 days and continue to bear for 8 to 10 weeks. Successive sowings should be made so as to have a continuous crop till frost. One ounce of seed will produce about 1500 plants.

Green heads somewhat in the form of Cauliflower, measuring four or five inches across, although not of so compact a form grow from the center of the plant. These are cut out and used before the flower buds open up, and then from the axis of the leaves there gradually will develop thick, fleshy, light green sprouts with buds similar in form to those removed earlier from the centre of the plants, but smaller, ranging from one to three inches across. Cut these with about five or six inches of stem and prepare for the table like Asparagus. The sprouts should be cut regularly and just as soon as sufficiently developed, otherwise they will soon flower and fail to produce further. To obtain the best flavor, Broccoli should be cooked soon after being cut.

Postpaid, pkt. 10c; $\frac{1}{4}$ oz. 35c; $\frac{1}{2}$ oz. 60c; oz. \$1.00.

Pencil Pod Black Wax

This is the best strain of dwarf wax bean. It is medium early, fairly hardy, productive and of the very highest quality. The plants are strong growing with roughened leaves. The pods are six inches long, round, slightly curved, fleshy and of a deep yellow color. They are tender, absolutely stringless and are produced through a long season.

Postpaid, $\frac{1}{2}$ lb. 25c; lb. 40c; 2 lbs. 70c; 5 lbs. \$1.45. Not prepaid, lb. 30c; 5 lbs. \$1.25.

DWARF SHELL BEANS

CULTURE—Plant when ground is warm in spring and up to July 1st, in rows 2 feet apart and beans 3 inches apart, $1\frac{1}{2}$ inches deep. Keep well hoed and draw the earth up to the stems, but only when dry, as working when wet with rain or dew will cause rust and injure the crop. Sow Kidney Beans at rate of 75 lbs. to the acre; 1 lb. to 100 ft. of drill. Navy Beans 45 lbs. to the acre, 1 lb. to 150 ft. of drill.

RED KIDNEY—A well-known field variety grown extensively for dry-shell purposes. Of dwarf growth, very hardy and prolific. The pods are $5\frac{1}{2}$ to 6 inches long, seeds are kidney-shaped of a light shade of red. It is one of the largest of all baking beans.

Postpaid, $\frac{1}{2}$ lb. 25c; lb. 40c; 2 lbs. 70c. Not prepaid, lb. 30c; 5 lbs. \$1.25.

IMPROVED WHITE NAVY OR BOSTON PEA—Pods are light green, straight, short, about three and three-fourths inches, but usually containing six small oval white beans of superior quality for use as dry beans.

Postpaid, $\frac{1}{2}$ lb. 20c; lb. 35c; 2 lbs. 60c. Not prepaid, lb. 25c; 5 lbs. \$1.15.

For larger quantities than quoted in catalog, please ask for prices, stating quantity desired.

For Bean Beetle Pest spray vines with Magnesium Arsenate or dust with Calcium Arsenate. See page 50.

POLE OR CORNFIELD BEANS

CULTURE—Pole Beans are more sensitive to cold than the bush kinds, and should not be planted before the ground is warm—two or three weeks later than bush beans. Set poles 6 to 8 feet long, 3 to 4 feet apart, in 4 foot rows and plant 5 or 6 beans 2 inches deep around each pole. They may also be planted in the cornfield and allowed to run up the stalk. More troublesome to grow than bush beans, although they are of better quality and bear longer and more profusely. One lb. will plant 100 hills; 30 lbs. to the acre. Inoculate this seed with Stimulgerm.

White Creaseback

Very hardy, very early and moderately productive. Pods 5 to 6 inches long, uniform, round and slender; slightly stringy, very fleshy, brittle and fine grained; fair quality; color light green. Beans small, oblong and white in color.

Postpaid, $\frac{1}{2}$ lb. 25c; lb. 40c; 2 lbs. 70c; 5 lbs \$1.45. Not prepaid, lb. 30c; 5 lbs. \$1.25.

White Kentucky Wonder or Burger's Stringless Green Pod

A very early, white seeded variety. Pods 6 to 7 inches long, round and nearly straight; very tender, fleshy and stringless; of high quality; color medium green.

Postpaid, $\frac{1}{2}$ lb. 25c; lb. 40c; 2 lbs. 70c; 5 lbs \$1.45. Not prepaid, lb. 30c; 5 lbs. \$1.25.

Kentucky Wonder or Old Homestead

The most popular, green-podded climbing, or corn-hill bean; early and productive. Pods 8 to 9 inches long, very slender, decidedly curved, slightly stringy, tender and good quality.

Postpaid, $\frac{1}{2}$ lb. 25c; lb. 40c; 2 lbs. 70c; 5 lbs \$1.45. Not prepaid, lb. 30c; 5 lbs. \$1.25.

October or Horticultural, Wren's Egg or Cranberry

An old, well known, standard sort. Mid-season in maturity, hardy and productive. Pods 5 to 6 inches long, straight, flat, stringless and of good quality; color dark green, splashed with bright red. Especially adapted for mountainous districts, short seasons and cool locations.

Postpaid, $\frac{1}{2}$ lb. 25c; lb. 40c; 2 lbs. 70c; 5 lbs \$1.45. Not prepaid, lb. 30c; 5 lbs. \$1.25.

Striped Creaseback, or Scotia

A very hardy and productive mid-season cornfield bean. Pods $6\frac{1}{2}$ to 7 inches long, round, straight and creasebacked; slightly stringy, very fleshy, fine grained, attractive and good quality; pods light green.

Postpaid, $\frac{1}{2}$ lb. 25c; lb. 40c; 2 lbs. 70c; 5 lbs \$1.45. Not prepaid, lb. 30c; 5 lbs. \$1.25.

Lazy Wife

A late, productive, standard sort. Pods 5 to 6 inches long, broad, straight and flat, stringless, very fleshy, brittle, fine grained, attractive and excellent quality. Color medium green; dry beans round and white. This is a superior variety for the home garden, also as a field bean among corn. Desirable either for cooking in the pod or shelled for winter.

Postpaid, $\frac{1}{2}$ lb. 25c; lb. 40c; 2 lbs. 70c; 5 lbs \$1.45. Not prepaid, lb. 30c; 5 lbs. \$1.25.



Kentucky Wonder Pole Beans

Red Speckled Cut-short

A well known, hardy, late and productive sort, Pods $3\frac{1}{2}$ to 4 inches long, stout, straight and flat, stringy, fine grained and fair quality; color light green.

Postpaid, $\frac{1}{2}$ lb. 25c; lb. 40c; 2 lbs. 70c; 5 lbs \$1.45. Not prepaid, lb. 30c; 5 lbs. \$1.25.

Golden Cluster Wax

An excellent pole wax-podded sort; early, vigorous, hardy and productive. Pods $6\frac{1}{2}$ to 7 inches long, extremely straight, broad and flat; very fleshy, stringy though fine grained, attractive and good quality; color light waxy-yellow. Beans, white, oval-shaped.

Postpaid, $\frac{1}{2}$ lb. 25c; lb. 40c; 2 lbs. 70c; 5 lbs \$1.45. Not prepaid, lb. 30c; 5 lbs. \$1.25.

LIMA BEANS

Plant More Lima Beans For Boiling, Baking And Canning

While Lima Beans are rapidly growing in popularity, this excellent table food is still not grown so extensively as it merits. Lima Beans have a rich and delicate flavor that is not found in other types of beans, and for this reason are unexcelled for baking, boiling, or canning. They are largely used as green beans cooked either alone or with sugar corn. As a dried bean they

keep as well as other types in any climate and are more nutritious food than most varieties.

Lima Beans should not be planted until the ground is warm and all danger of frost is over. The germination of practically all Limas is not as high as ordinary beans, hence a liberal planting is necessary and cheaper in the end.

Inoculate this seed with Stimugerm.

DWARF OR BUSH LIMAS

CULTURE—Bush Limas are planted for early crop, since they come into bearing much sooner than pole varieties. The dwarf varieties are not as prolific as the Pole Lima Beans, but they produce a good crop of equal quality and are not so difficult to grow; always plant the eyes down, dropping 3 beans 15 inches apart in rows 3 feet apart. The bean should be covered from 1½ to 2 inches deep.

Henderson's Bush Lima

The original dwarf or bush butter bean. Valuable on account of its extreme earliness, hardiness and productiveness. Continuing to grow and set pods until frost. Pods are medium dark green, short, about two and three-fourths inches, flat and contain two to four beans which are of excellent quality either green-shelled or dry. Seed small, flat and white with slight tinge of yellow. One pound will plant 100 hills; 30 lbs. to the acre.

Postpaid, ¼ lb. 25c; lb. 40c; 2 lbs. 70c.

Not prepaid, lb. 30c; 5lbs. \$1.25.

Burpee's Improved Bush Lima

This is a little the earliest maturing of the large seeded limas. The plants are vigorous and productive. The pods are medium green, very large, about five inches long, thick, and usually contain four beans, which are unusually thick, of largest size and excellent quality, and usually show a greenish white tinge which is generally considered an indication of superior quality. One of the best and most extensively used bush limas for the market as well as home garden. One pound will plant 60 hills; 60 lbs. to the acre.

Postpaid, ¼ lb. 30c; lb. 45c; 2lbs. 75c.

Not prepaid, ¼ lb. 20c; lb. 35c; 5 lbs. \$1.40

Fordhook Bush Lima

A most excellent variety and exceedingly popular with market gardeners. Pods about 5 inches long, containing 4 to 5 large oval-shaped, very thick white beans of the so-called Potato Lima type. The plants are vigorous and erect, bearing well above the ground. The pods, which are produced in large clusters, are medium green in color. The beans are of exceptionally fine quality and are produced so abundantly as to make this one of the best paying crops that can be raised. One pound will plant 60 hills; 60 lbs. to the acre.

Postpaid, ¼ lb. 30c; lb. 50c; 2lbs. 85c.

Not prepaid, ¼ lb. 20c; lb. 40c; 5lbs. \$1.65.

TALL OR POLE LIMAS

CULTURE—Plant 3 or 4 beans to the hill 3 ft. apart in 3 or 4 ft. rows. Cover 1½ to 2 inches deep with eyes down. It is necessary to provide poles 6 to 8 ft. long for each hill. The beans will make a very rapid growth if a small shovel full of well rotted cow manure is added to each hill when the poles are set. All Pole Limas are exceedingly prolific and are preferred by truck gardeners.

Carolina Seiva or Small Seeded Pole Lima

"The Butter Bean of the South." These grow quickly, mature early, and are extremely prolific. The beans are small and white, on the order of Henderson's Bush Lima. They make a dried bean of superior merit. One pound will plant 100 hills; 30 lbs. to the acre.

Postpaid, ¼ lb. 25c; lb. 35c; 2 lbs. 65c.

Not prepaid, ¼ lb. 15c; lb. 25c; 5 lbs. \$1.15.

King of the Garden Lima

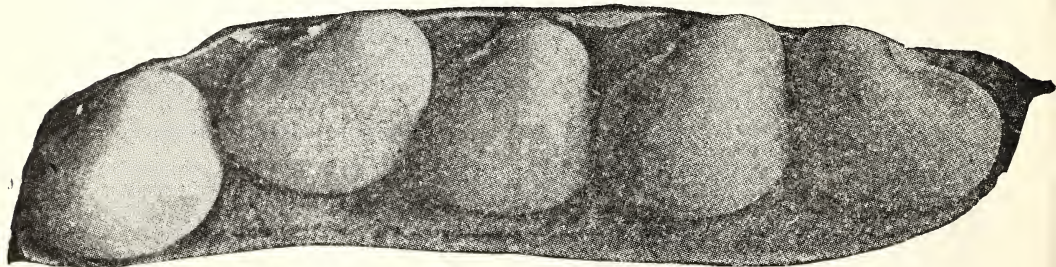
The vines of this standard pole lima are very vigorous and productive. The pods are medium dark green, very large, five to six inches long, broad, flat, filled with four or five very large white beans of finest quality. On account of its large pods it is a favorite with market gardeners. It will come into bearing earlier and make larger pods if not more than two vines are left to grow on a pole. Seed very large, ovoid, flat, white with slight greenish tinge. One pound will plant 60 hills; 60 lbs. to the acre.

Postpaid, ¼ lb., 25c; lb., 45c; 2lbs., 75c.

Not prepaid, ¼lb., 20c; lb., 35c; 5 lbs., \$1.40.

Carpinteria Pole Lima

A most desirable pole lima for the home and market garden. The vines are strong, growing and vigorous, producing an abundance of fine, large, medium green pods, five to six inches long, usually closely filled with four beans of largest size, much thicker than the average pole lima. The color is distinctive in having a decided greenish tint, an indication of very finest quality. When cooked, the beans are very thin skinned, extremely tender and of finest flavor. Seed very large, exceptionally thick, retaining the distinctly green tinge. One pound will plant 60 hills; 60 lbs. to the acre. Postpaid, ¼ lb., 25c; lb., 45c; 2 lbs., 75c. Not prepaid, lb., 35c; 5 lbs., \$1.40.



King of the Garden Pole Lima

GARDEN OR TABLE BEETS

CULTURE—Beets thrive best in rather light, mellow and deep-worked soil which has been thoroughly enriched with well-rotted manure or fertilizer, which should be well mixed with soil. Sow in drills about 18 inches apart, covering about one inch deep and thin out the plants to 4 inches apart in the drills. For a small garden the drills need not be more than 12 to 15 inches apart. One ounce will sow 50 ft. of drill, 6 to 8 lbs. to the acre.

Extra Early Egyptian

The best variety for forcing; also excellent for first early crop outdoors, being very early. Small tops, roots distinctly flat but moderately thick, very dark red; flesh dark purple red, zoned a lighter shade. Much used for bunching.

Postpaid, pkt., 5c; oz., 10c; ¼ lb., 30c; lb., 90c.

Crosby's Egyptian

The largest of the very early sorts. It is very quick to attain size. The shape is a little flat but very uniform. The tops are small, the color is bright red, flesh a trifle lighter in color and lightly zoned; very sweet and tender. An improvement on other Egyptian sorts, being almost as early and of more desirable shape, color and quality. Excellent for early outdoor planting and bunching for sale or home use.

Postpaid, pkt., 5c; oz., 10c; ¼ lb., 30c; lb., 90c.

Early Eclipse

An early beet especially desirable for the home garden and used for bunching. The tops are small with medium sized, round, bright red roots; flesh bright red, zoned pinkish white. A very tender, crisp and sweet beet, especially when young, but retains these good qualities as it gets older.

Postpaid, pkt., 5c; oz., 10c; ¼ lb., 30c; lb., 90c.



Detroit Dark Red

Edmand's Early Blood Turnip Beet


A desirable second early market sort and suitable as well for the home garden. Short tops, roots nearly round, dark red; flesh purplish red with light zoning. Although classed as a second early variety, it is grown largely as a main crop beet and as it is a splendid keeper, is well adapted to this purpose.

Postpaid, pkt., 5c; oz., 10c; ¼ lb., 30c; lb., 90c.

Detroit Dark Red or Red Ball

One of the very best sorts for home or market garden and for canning purposes. Roots uniformly smooth of medium size, and globe shaped; skin dark red, flesh solid vermillion red, seldom showing any white zones. Quality is of the very best, sweet, tender and never stringy. A good variety for early and late planting. The tops being small and upright growing, permit close planting. This is our biggest seller and from all reports, is the beet best adapted to this section.

Postpaid, pkt., 5c; oz., 10c; ¼ lb., 30c; lb., 90c.



Edmand's Early Blood Turnip Beet

SWISS CHARD—TURNIP BEETS

Swiss Chard is grown much in the same way as beets. The seed should be sown during April or May, in drills 16 to 20 inches apart, and the seedlings thinned out to stand from one to two feet apart in the row. Swiss Chard grows easily in any well-drained, fertile soil. The plants are quite hardy, and will yield throughout the summer and fall until severe frosts touch the foliage. The leaves are usually boiled, similarly to spinach, which they resemble in flavor. The large white ribs are creamed like asparagus. One ounce for 100 feet of drill; 4 lbs. per acre in drills.

LUCULLUS—An enormous yielding, strong growing variety with extra large leaves which are thick, heavily crumpled and curled.

Postpaid, pkt. 5c; oz. 10c; ¼ lb. 30c; lb. \$1.00.

For Stock Beets See Page 45

LONG ISLAND GROWN CABBAGE SEED



Wakefield Type Cabbage

Early Jersey Wakefield

The most popular extra early cabbage. Plants are compact, erect, with few outer leaves and withstand cold and unfavorable weather well as they are very hardy. Heads are medium size, cone shaped and solid. This variety has been for a long time the market gardeners favorite for a first early cabbage.

Postpaid, pkt. 5c; oz. 25c; $\frac{1}{4}$ lb. 75c; lb. \$2.25.

Charleston or Large Wakefield

This is a selection from the best Early Jersey Wakefield type with the same characteristics, but is much larger and although it matures about a week later, is popular with many growers on account of its large size.

Postpaid, pkt. 5c; oz. 25c; $\frac{1}{4}$ lb. 75c; lb. \$2.25.

Copenhagen Market

Very fine and nearly as early as Jersey Wakefield. Plants are vigorous but compact bearing on short stems heads that are large, round and solid with few outer leaves, light green in color and of upright growth. An excellent variety for either home or market garden.

Postpaid, pkt. 5c; oz. 25c; $\frac{1}{4}$ lb. 75c; lb. \$2.25.

Glory of Enkhuizen

Excellent medium early, short-stemmed variety, maturing about ten days later than Copenhagen Market. Heads large, nearly round, very solid, with few outer leaves. One of the most satisfactory for kraut making.

Postpaid, pkt. 5c; oz. 25c; $\frac{1}{4}$ lb. 75c; lb. \$2.25.

Early Flat Dutch

A standard second early short stemmed variety. Heads are similar to Late Flat Dutch, except that they are somewhat smaller and mature earlier. A sure header and thoroughly satisfactory cabbage in every way.

Postpaid, pkt. 5c; oz. 25c; $\frac{1}{4}$ lb. 75c; lb. \$2.25.

Early Drumhead

Produces large, firm, broad, flat heads, fine grained and sweet. Heads weighing from 15 to 25 pounds. It is ready for marketing two or three weeks earlier than the Late Drumhead.

Postpaid, pkt. 5c; oz. 25c; $\frac{1}{4}$ lb. 75c; lb. \$2.25.

Culture—For plants of the earliest sorts, sow seed in January or February under glass, and put out in flats or frames about 2 inches apart each way. Transplant to open ground as soon in spring as the land can be properly prepared. A rich, warm, fibrous loam is best. Set the early plants in rows about 18 inches apart, and rows at least 2 feet apart. Give thorough cultivation and irrigate in dry weather if practicable. A little nitrate of soda applied around the plant is of great benefit. A fertilizer with a high percentage of potash will also do much good. For late cabbage plants, sow seed in drills in open ground during April and May, and transplant in June and July about 2 feet apart in $2\frac{1}{2}$ foot rows. Dusting with tobacco dust, slug shot, etc., are good and safe remedies for some of the insect pests attacking plants of the cabbage family. Sow one ounce for 2,000 plants; 6 to 8 ounces for one acre. Cover $\frac{1}{2}$ in. deep.

Late Flat Dutch

A very popular and highly esteemed variety, extensively cultivated for market and family use. Heads are large, round, flattened and very firm; has a short stem and is very hardy. A fine main crop cabbage.

Postpaid, pkt. 5c; oz. 25c; $\frac{1}{4}$ lb. 75c; lb. \$2.25.

Large Late Drumhead

This is a very hardy and desirable fall and winter cabbage. Heads large, flat and solid. A good keeper and shipper.

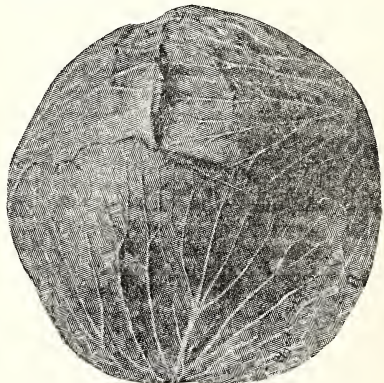
Postpaid, pkt. 5c; oz. 25c; $\frac{1}{4}$ lb. 75c; lb. \$2.25.

Danish Ball Head

One of the best winter sorts and one of the most hardy. The strong growth of this variety enables it to withstand dry weather well, and its good keeping quality makes it a most valuable cabbage for winter storing. Heads which are borne on short stems are medium size, round and very solid. A handsome and valuable type that should be more extensively grown in this section.

Postpaid, pkt. 5c; oz. 25c; $\frac{1}{4}$ lb. 75c; lb. \$2.25.

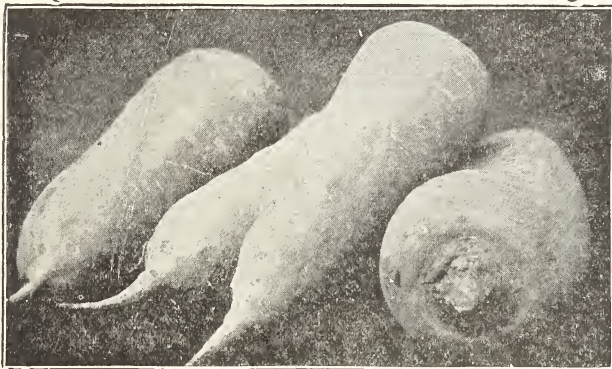
CABBAGE PLANTS—See page 22.



Danish Ball Head.

CARROTS

CULTURE—Sow in a light, rich, deeply-worked soil as early as you can work the ground, in drills 12 inches apart and $\frac{1}{2}$ inch deep; press the soil firmly after planting and when well up thin out to 3 or 4 inches apart in the row. For field culture, make the drills 18 to 24 inches apart; later sowings should be made in July and August for a late crop to store for winter. In dry weather soak the seeds before sowing. To store for winter, pack in dry earth or sand in the cellar or put them outside on a well-drained situation, covering with a few inches of straw and 6 to 8 inches of earth to protect from frost. One oz. will sow 100 ft. of drill; 3 to 4 lbs. to the acre.



Danver's Half Long Carrots

OXHEART—Very early and one of the heaviest yielders and the best for stiff and heavy soils where the longer varieties might fail. Fully grown roots measure $2\frac{1}{2}$ inches in diameter at the top, and from 3 to 4 inches in length. The flesh is bright orange in color; free from hard core or fiber, and are sweet and tender. Exceptionally fine for the home garden, and sells quickly on the market, due to its fine appearance and superb quality. They are sweetest when still small.

Postpaid, pkt. 5c; oz. 10c; $\frac{1}{4}$ lb. 30c; lb. \$1.00.

CHANTENAY—A most excellent, medium early, half long variety. It is one of the best in quality for the market and home garden, while its great productiveness and the ease with which it can be harvested make it desirable as a field sort. The tops are medium sized with small neck. The mature roots are thick, five and one-half to six inches in length, uniformly half long or stump rooted but tapering slightly, smooth, deep orange-red in color. The flesh is very crisp and tender. Although a medium early sort the roots are suitable for use nearly as early as any. The variety is extensively used for bunching.

Postpaid, pkt. 5c; oz. 10c; $\frac{1}{4}$ lb. 30c; lb. \$1.00.

DANVER'S HALF LONG—A half long orange carrot, grown largely on account of its great productiveness and adaptability to all classes of soil. It is a desirable second early and main crop carrot for the home garden and is also suitable for field culture. The tops are of medium size. The mature roots are of medium length, six to eight inches long, tapering uniformly to a blunt point. The flesh is deep orange, tender and of good quality. Although the roots of this variety at maturity are comparatively short, they often produce as large a bulk as the longer field sorts and are more easily harvested.

Postpaid, pkt. 5c; oz. 10c; $\frac{1}{4}$ lb. 30c; lb. \$1.00.

CAULIFLOWER

CULTURE—Cauliflower requires much the same treatment and cultivation as cabbage, but is not as hardy in resistance to either hot or cold or dry weather. The plants should have an abundance of water in the summer and protection during cold weather. Early planting is essential in this section. Plant in hot beds in February, March and early April, cover seed with $\frac{1}{2}$ in. fine soil firmly pressed down. Transplanting should be done in moist weather. Be sure to transplant to a rich, well fertilized moist soil, at least as rich as the seed bed. $\frac{1}{4}$ oz. produces about 500 plants, 3 to 4 ounces make enough to plant an acre. Set plants 15 to 18 inches apart in 3 foot rows. Cultivate frequently. When the heads are about two inches across, tie up the outer leaves to blanch the heads and protect them from the sun and weather; this prevents them becoming bitter and discolored. Cut when head is hard and compact.

EARLY SNOWBALL—This variety is not only the earliest to head but a remarkably sure header, making large, solid, perfect, pure white heads of the finest quality.

Plant compact in growth with few short, outside leaves. Suitable alike for home or market garden and adapted for forcing as well as growing out of doors.

For several years we have been importing Early Snowball Cauliflower seed direct from Europe. Truckers have had splendid success with their crops from this seed. We believe that Cauliflower can be made

one of the best paying crops for this section, as it always commands a good price. It requires considerable care, but the profit more than repays the effort expended.

Postpaid, pkt., 15c; $\frac{1}{4}$ oz., 55c; $\frac{1}{2}$ oz., \$1.00; oz., \$1.75; $\frac{1}{4}$ lb., \$6.00.

CAULIFLOWER PLANTS—See page 22.

COLLARDS

Collards are cultivated and grown much the same as cabbage. They are strictly a Southern vegetable and are the old time winter greens, being improved by the touch of frost.

Sow the seed thickly in drills, in rich ground, transplanting when about four inches high; or sow in drills where the plants are to remain and when well started, thin to two or three feet apart in the row. In this section seed may be sown from March to May, but is usually sown from July to September. Sow 1 oz. of seed to 100 ft. of row, covering $\frac{1}{2}$ in. deep.

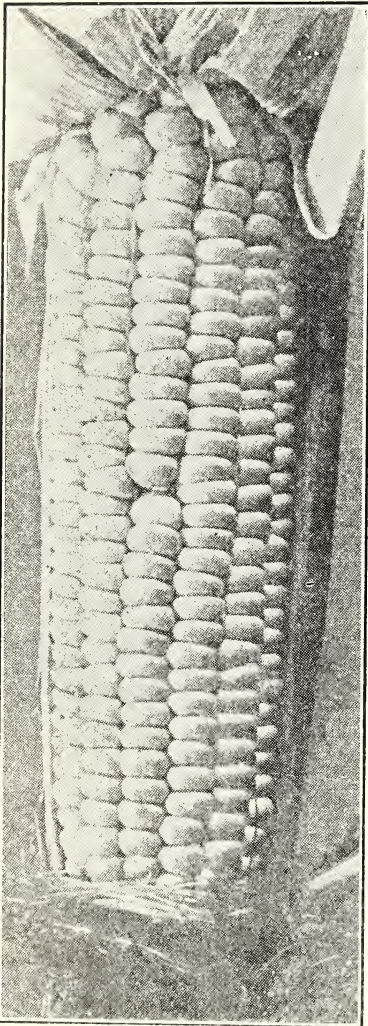
TRUE GEORGIA OR SOUTHERN—This is the white or green stemmed variety, growing two to three feet high and forming a large, loose open head or cluster of leaves with a rather long stem. A frost, if not too severe, will improve rather than injure the quality of the leaves.

Postpaid, pkt. 5c; oz. 10c; $\frac{1}{4}$ lb. 25c; lb. 75c.

NORTH CAROLINA SHORT STEM—A decided improvement, and has proved very popular wherever grown. Has short stem, large spreading leaves, very hardy, withstanding drought in summer and cold in winter. Its flavor and cooking qualities are the very best.

Postpaid, pkt. 5c; oz. 10c; $\frac{1}{4}$ lb. 25c; lb. 75c.

GARDEN AND SUGAR CORN



Golden Bantam Sugar Corn

HOWLING MOB—A big eared medium early corn with the sweet flavor of the late varieties. Stalks usually bear two ears 7 to 8 inches long with 12 to 14 rows of pearly white grains. The shock extends well over the tip and protects it from the worm so destructive to early sweet corn.

Postpaid, $\frac{1}{2}$ lb. 25c; lb. 40c; 2 lbs. 70c; 5 lbs. \$1.35. Not prepaid, $\frac{1}{2}$ lb. 15c; lb. 30c; 5 lbs. \$1.10.

COUNTRY GENTLEMAN—The leading midseason variety and a very popular and satisfactory corn for this section. The ears are 7 to 8 inches long, cob small, white and densely covered with long, slender, white grains without row formation. The stalks grow $6\frac{1}{2}$ to 7 feet high, bearing two or three ears. A good yielder, and keeps in good condition a long time.

Postpaid, $\frac{1}{2}$ lb. 25c; lb. 45c; 2 lbs. 80c; 5 lbs. \$1.70.

Not prepaid, $\frac{1}{2}$ lb. 20c; lb. 35c; 5 lbs. \$1.45.

CULTURE—Corn thrives best in a rich, warm well-manured soil, that has been deeply and thoroughly worked before planting. To secure bumper crops use commercial fertilizer in addition to stable manure. Plant the early varieties the last of March or early April; sweet corns are tender and should not be planted till the ground is thoroughly warm, otherwise they are liable to rot.

Plant at intervals of about two weeks apart, so as to have a succession of roasting ears throughout the season. This method is also a protection in case the first plantings are lost. Continue plantings through July and into August, if season is favorable, for late roasting ears.

If planted in rows, make the rows three to four feet apart and place the seed twelve to sixteen inches apart in the row, covering one inch deep with fine soil firmly pressed down.

If planted in hills, make the hills for the early varieties three feet apart each way and plant four to six kernels to the hill. For the later sorts the hills should be three and one-half to four feet apart each way. Hoe frequently and when six inches high thin so as to leave three or four plants in the hill. Give frequent and thorough but shallow cultivation until the tassels appear. One pound will plant 100 hills; 10 to 12 lbs. plants an acre.

ADAMS EXTRA EARLY—Not a sugar corn, but a good small roasting ear largely grown for very early use, being hardy, standing early planting and the thick, hard husks not only protect the ear from cold, but prevent the entrance of the corn worm. For extra early roasting ears this is the variety to plant, but will not produce a big, showy ear. Postpaid, $\frac{1}{2}$ lb., 20c; lb., 30c; 2 lbs., 50c; 5 lbs. 95c. Not prepaid, lb., 20c; 5 lbs., 70c.

IMPROVED LARGE ADAMS—This is also a hardy corn about two weeks later than Adams Extra Early, but much bigger and better. The stout stalks grow to 7 ft. in height, bearing one or two large or medium sized ears, which are well filled with fine white grain that is of excellent quality if pulled at the proper stage. Not a true sugar corn, but an excellent roasting ear.

Postpaid, $\frac{1}{2}$ lb., 20c; lb., 30c; 2 lbs., 50c; 5 lbs., 95c. Not prepaid, lb., 20c; 5 lbs., 70c.

TRUCKER'S FAVORITE—For a second early corn to follow Adams Early, or for late planting to mature early, this is a good sort. It is a white corn, with good depth of grain, tender and sweet, and makes most desirable size for roasting ears. It makes an excellent field corn to follow potatoes and other early crops and in addition to being an excellent roasting ear, makes fine meal. Not a true sugar corn, but one of the favorite roasting ears.

Postpaid, $\frac{1}{2}$ lb. 20c; lb. 30c; 2 lbs. 50c; 5 lbs. 95c. Not prepaid, lb., 20c; 5 lbs., 70c.

GOLDEN BANTAM—This is the earliest of the true sweet corns. For sweetness and richness of flavor it has no equal. It is hardy, a vigorous grower, an early maturing variety of very dwarf growth and can, therefore, be planted closer than other sorts and through a longer range of season. The cob is small but fills out nicely with large, deep, cream-colored kernels, which turn to yellow when ready for the table. Each stalk bears two or three well filled ears, six to seven inches in length and eight rowed.

Postpaid, $\frac{1}{2}$ lb. 25c; lb. 40c; 2 lbs. 70c; 5 lbs. \$1.35. Not prepaid, $\frac{1}{2}$ lb. 15c; lb. 30c; 5 lbs. \$1.10.

STOWELL'S EVERGREEN—The standard main crop sweet corn, more extensively planted than any other variety, being the general favorite for the home garden and market for late use. If planted at the same time with earliest kinds, it will keep the table supplied until October. The stalks grow about 7-12 feet high, bearing an abundance of ears 8 to 9 inches long, sixteen to eighteen rowed with very deep, sweet white grains of delicious flavor, remaining a long time in good cooking condition.

Postpaid, $\frac{1}{2}$ lb. 25c; lb. 40c; 2 lbs. 70c; 5 lbs. \$1.35.

Not prepaid, $\frac{1}{2}$ lb. 15c; lb. 30c; 5 lbs. \$1.10.

For Larger quantities than quoted in catalog please ask for prices stating quantity desired.

CUCUMBER SEED

CULTURE—In order to obtain the largest yield of cucumbers, the soil should be well enriched with well rotted manure or sheep fertilizer, but an abundance of good fruit can be raised on any rich garden soil. Plant the seed not over an inch deep in hills four to six feet apart each way, dropping fifteen to twenty seeds in a hill. After the plants begin to crowd and danger from the striped beetle is pretty well over, thin to three plants to the hill. Give frequent but shallow cultivation until the plants make runners so long that this is impracticable.

In this section it is best to make two sowings; one in the early spring and the second late in June and early in July. One ounce is sufficient for 50 hills; 2 lbs. to the acre. Spray with Dowco or a mixture of Arsenate of Lead and Bordeaux when plants are young, in late afternoon or early evening. A light sprinkling of tobacco dust also does a great deal of good. Try planting a radish seed in every hill, as it helps to keep the bugs away.

Pick the fruit as soon as it is large enough and before it begins to ripen, otherwise the vines will stop bearing.

WHITE SPINE, IMPROVED EARLY—The earliest and best known of the White Spines; a short, square ended, rather three cornered type, 7 in. long, very productive, fine for slicing or pickles; medium green color.

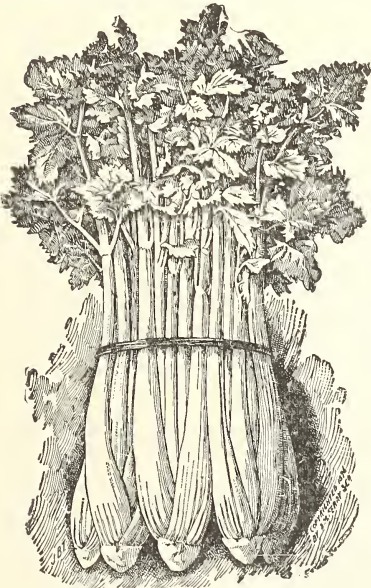
Postpaid, pkt. 5c; oz. 15c; $\frac{1}{4}$ lb. 40c; lb. \$1.25.

EARLY CLUSTER—Very early and prolific fruit which is borne in clusters in the center of the plant, is light green in color, chunky in shape and about 5 inches long.

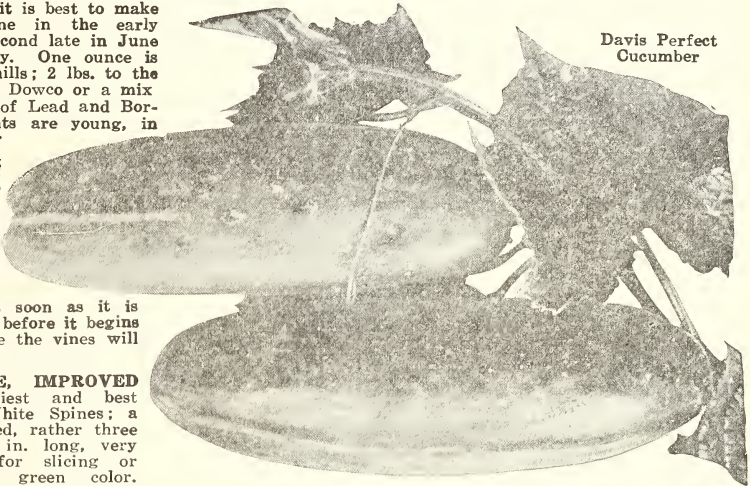
Postpaid, pkt. 5c; oz. 15c; $\frac{1}{4}$ lb. 40c; lb. \$1.25.

CHICAGO PICKLING—A small, crisp, dark green early, prolific sort more largely used for pickling than any other kind. 6 inches long.

Postpaid, pkt. 5c; oz. 15c; $\frac{1}{4}$ lb. 40c; lb. \$1.25.



Golden Self Blanching Celery



Davis Perfect
Cucumber

DAVIS PERFECT—An extra long, dark green mid-season type of White Spine; retains its color and good qualities long after being picked; fruit is 11 inches long, smooth and tapering at both ends, flesh crisp, solid, with few seeds.

Postpaid, pkt. 5c; oz. 15c; $\frac{1}{4}$ lb. 40c; lb. \$1.25.

LONG GREEN, IMPROVED—A standard late, well known table sort. Twelve to fourteen inches long, slender, more or less warted, tapering towards the stem end, color dark green, flesh white and firm.

Postpaid, pkt. 5c; oz. 15c; $\frac{1}{4}$ lb. 40c; lb. \$1.25.

CELERY SEED

CULTURE—Sow seed in February, March or April, in rows, and if dry enough, press the soil firmly with a roller or the back of a spade. Soak seed for 24 hours before planting; cover very lightly and keep constantly moist. When 4 inches high, cut off tops to make the plants grow stocky. Transplant from June to October in rows 3 feet apart, 6 inches apart in row. When the plants are nearly full grown they should be "handled," which is done by gathering the leaves together while the earth is drawn about the plant to one-third its height, taking care that none of it falls between the leaves. Repeat the process every few days until only the tops of the leaves are visible. One oz., sows about 100 feet, and produces about 2,000 plants.

IMPROVED WHITE PLUME—The earliest and most easily blanched as well as the most satisfactory celery for spring sowing in this section. Foliage is an attractive light green. Stalks are pure white, crisp and of a delicious nutty flavor. It is a popular variety for early market and a great addition to the home garden.

Postpaid, pkt. 5c; $\frac{1}{2}$ oz. 15c; oz. 25c; $\frac{1}{4}$ lb. 75c.

GOLDEN SELF-BLANCHING—A golden yellow color; ribs are brittle, and of a delicious flavor. This is the earliest maturing sort. Stalks are heavy, perfectly solid, about 20 inches high; easily blanched.

Postpaid, pkt. 5c; $\frac{1}{2}$ oz. 35c; oz. 60c; $\frac{1}{4}$ lb. \$2.25.

WINTER QUEEN—This is the finest winter variety. It is of dwarf growth; foliage is a rich green color. The plants make large bunches of extra heavy stalks with very large hearts. It is easily blanched and is a splendid variety for either home garden or truck farmers.

Postpaid, pkt. 5c; $\frac{1}{2}$ oz. 15c; oz. 25c; $\frac{1}{4}$ lb. 75c.

CELERY PLANTS—See page 22.

EGG PLANT

CULTURE—Seed germinates slowly and should be started in hotbed, covering $\frac{1}{4}$ in. deep, for in this, as in all semi-tropical plants, it is important to secure a rapid and continuous growth from the first, the plants never recovering from a check received when young. When plants have two rough leaves transplant three or four inches apart. When the ground is warm and all danger not only from frosts, but from cold nights is past, harden off by gradual exposure to the sun and air and decreasing the supply of water, then carefully transplant to open ground, setting two and one-half feet apart in a deep, rich loamy soil. In very cool and wet summers egg plants frequently fail to head. In such cases try pinching off the ends of the branches after plants begin to bloom, so that only two or three fruits will set. Dust with slug shot to protect from bugs. One ounce for 1,000 plants; 6 ozs. to plant an acre. Matures in about 120 days from sowing.

BLACK BEAUTY—This earliest and most desirable of Egg Plants has gradually superseded all other varieties. The fruits which are borne freely on strong, stocky plants, are egg-shaped and grow to good size. The skin is a rich dark purple which does not fade when the fruits reach maturity. For plants see page 22. Postpaid pkt. 5c; $\frac{1}{2}$ oz. 25c; oz. 45c; $\frac{1}{4}$ lb. \$1.50.

KALE OR BORECOLE

CULTURE—Generally sown from August 15th to October 15th, but frequently sown in the spring with satisfactory results. Sow either broadcast or in drills 18 inches apart, and give some cultivation, and they will yield greens throughout the winter. Two ounces plant 100 feet of drill; 8 to 10 lbs. to the acre broadcast, 5 to 7 lbs. in drills. Cover seed $\frac{1}{2}$ in. deep.

DWARF CURLED SCOTCH — A handsome, very finely curled, dwarf, spreading variety; foliage long and of an attractive bright green. Very hardy and of excellent flavor.


Postpaid, pkt. 5c; oz. 10c; $\frac{1}{4}$ lb. 25c; lb. 75c.

DWARF CURLED SIBERIAN—A hardy, vigorous and spreading variety; leaves are large and rather plain in the center, but cut and frilled at the edges; color is a bluish-green.

Postpaid, pkt. 5c; oz. 10c; $\frac{1}{4}$ lb. 25c; lb. 75c.

TALL CURLED SCOTCH—Plants of this variety grow 2 to 3 ft. in height, bearing long, plume-like, light green leaves, which are much cut and deeply curled at the edges; very hardy.

Postpaid, pkt. 5c; oz. 10c; $\frac{1}{4}$ lb. 25c; lb. 75c.



Dwarf Curled Scotch Kale

ENDIVE

CULTURE—One of the best salads for fall and winter use. Endive is not only much used for salads and garnishing, but is also desirable for greens and for flavoring soups and stews.

Plants may be grown at any season of the year but are more generally used late in the fall. For early use sow from March 15th; for fall supply sow in June through September in drills fourteen to twenty inches apart and when well started thin the plants to one foot apart. When nearly full grown tie the outer leaves together over the center in order to blanch the heart of the plant. By covering fresh plants every few days a succession may be kept up.

One ounce sows 200 ft. of drill. Cover $\frac{1}{4}$ in. deep.

MOSS GREEN CURLED—A very hardy medium green curled leaved sort, crisp and tender; blanches creamy white. The preferred and much the best variety.

Postpaid, pkt. 5c; oz. 15c; $\frac{1}{4}$ lb. 45c; lb. \$1.25.



White Vienna Kohl-Rabi

KOHL-RABI

CULTURE—The edible part is the turnip-shaped bulb formed above ground. It is tender and excellent when used before fully grown, combining somewhat the flavors of cabbage and turnip. Seed should be sown in light, rich soil as early in spring as possible in rows one and one-half feet apart and when well established, thin to six inches apart in the row. Plantings at intervals of ten days will give a succession until hot weather, when they fail to grow well. Plantings may be made the latter part of July for fall use. Sow 1 oz. to 100 ft. of drill. Cover $\frac{1}{2}$ in. deep.

EARLY WHITE VIENNA—Extremely early, with distinctly small tops; bulbs medium size, very light green or nearly white and of best quality. Worthy of a place in any garden.

Postpaid, pkt. 5c; oz. 20c; $\frac{1}{4}$ lb. 65c.

HORSE RADISH ROOTS

Horse Radish rarely produces seed, but is grown from pieces of the roots. Mark off the rows $3\frac{1}{2}$ ft. apart, in rich, moist, well-prepared ground, and set the pieces of roots 18 inches apart in the rows vertically, the small end down, and the top 1 to 2 inches below the surface. Cultivate thoroughly until the tops cover the ground, when their shade will keep down the weeds. See Page 22 for prices.

LETTUCE SEED

CULTURE—Sow in hotbeds $\frac{1}{4}$ in. deep in February and March, harden off and set out 8 to 12 inches apart in 18 inch rows. For succession, sow every 3 weeks. Sowing may be made in open ground early in the Spring and the plants thinned out. Lettuce is easy to grow, but requires rich, moist soil, clean and thorough cultivation, and plenty of water to give it that quick growth on which depends its tenderness and flavor. After plants are set out, a side-dressing of Nitrate of Soda will stimulate their growth.

For fall use plant in July and August. Plant the hardy kinds in September and October. Protect with straw or litter and they will head up in the spring. One ounce will sow about 100 ft. of drill or produce about 1500 plants. About 2 lbs. will make plants enough for an acre.

Grand Rapids

The favorite loose-leaved forcing lettuce and the best to sow outside in the spring and fall for family use. Leaves short, spatulate in shape, excessively blistered and crumpled and the border heavily fringed; color very light green, with no trace of brown. Grows very rapidly and keeps in good marketable condition for a long time after cutting. A most handsome and attractive lettuce and deservedly popular.

Postpaid pkt. 5c; oz. 15c; $\frac{1}{4}$ lb. 45c; lb. \$1.50.

Big Boston

Very popular for outside for summer and fall use as well as cold frame forcing. Head large and compact, leaves broad, almost smooth, but wavy at the edge; color light green, slightly tinged reddish-brown, heart greenish tinged yellow. Big Boston gives the best of satisfaction under all conditions and is a favorite with home gardeners, and as it ships well, is largely raised by truckers.

Postpaid pkt. 5c; oz. 15c; $\frac{1}{4}$ lb. 45c; lb. \$1.50.

Iceberg

A large, late, crisp cabbage heading variety; heads very firm, hard and well blanched, leaves broad, fairly blistered and crumpled, borders finely frilled; color medium green with faint brown tracing on the border. Quality is the best. Adapted for late fall sowing.

Postpaid, pkt. 5c; oz. 15c; $\frac{1}{4}$ lb. 45c; lb. \$1.50.

New York or Wonderful

A very large, late globular heading variety; leaves broad, of thick texture, fairly blistered and crumpled and the borders frilled; color dark green. The quality is excellent and as it is a reliable grower in almost every soil, it can be highly recommended. Known in California and the West as "Los Angeles," and shipped east under the trade name of "Iceberg." Splendid for late fall sowing.

Postpaid, pkt. 5c; oz. 20c;

$\frac{1}{4}$ lb. 60c; lb. \$2.00.



Grand Rapids Lettuce

Hanson, Improved

One of the most reliable, sure heading sorts; head globular, large and late; leaves large and very broad, fairly blistered and crumpled, borders finely frilled, color clear light green and quality very superior. A fine variety for midsummer planting outside as it withstands the hot season better than most sorts and is a slow seeder.

Postpaid, pkt. 5c; oz. 15c; $\frac{1}{4}$ lb. 45c; lb. \$1.50.



Big Boston Lettuce

MUSKMELON OR CANTALOUPE

CULTURE—A rich, sandy soil and good seed are absolutely essential for success in raising the best muskmelons. The seed should not be planted until the ground has become dry and warm; plant in hills 4 to 6 ft. apart each way; old well rotted manure or sheep fertilizer should be thoroughly

mixed with the soil in each hill and in liberal quantity. Add a good commercial fertilizer and make the hills rich. Put from 10 to 16 seeds to the hill, 1 in. deep, and when danger of insects destroying the young plants is past, thin out, leaving 4 strong plants to the hill. Give frequent but shallow cultivation until vines cover the ground. Spray with Dowco, or a mixture of Arsenate of Lead and Bordeaux. Applications of Tobacco Dust will also do a great deal of good. A radish plant grown in each hill will help to keep the bugs away. One ounce will plant 50 hills; 2 lbs. to an acre.

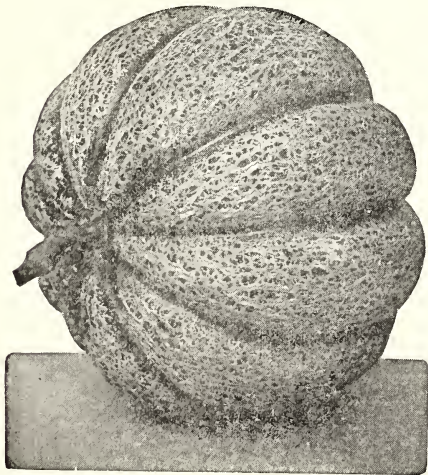
Salmon-Tint Rocky Ford

Pollock's 10-25 is the best of the Rocky Ford type of melons. The melons are solidly netted, without ribs, very uniform in size and shape, do not develop soft spots and can be picked closer than any other type of Rocky Fords. The flesh is a rich salmon about two thirds of the depth, changing to green near the rind. This color is very uniform.


Pkt. 5c; oz. 10c; $\frac{1}{4}$ lb. 35c; lb. \$1.25.

Banana Cantaloupe

Shaped somewhat as the name indicates; grows about 24 inches long; flesh deep salmon color. Has a banana flavor. This melon does well in this section and is very popular with a great many growers. Postpaid, pkt. 5c; oz. 10c; $\frac{1}{4}$ lb. 35c; lb. \$1.25.



Hoodoo (Hearts of Gold)



Gold Lined Rocky Ford

A round type of Rocky Ford; entirely covered with fine netting and without ribs. The flesh is a rich salmon color at the center shading to light green at rind. The seed cavity is small and the meat thick and of excellent flavor. This fine melon, known also as Eden Gem, does exceptionally well in this section and is very popular.

Postpaid, pkt. 5c; oz. 10c; $\frac{1}{4}$ lb. 35c; lb. \$1.25.

Hoodoo, Hearts of Gold

A splendid, small, mid-season variety; fruit round, with tendency to heart-shape, densely covered with fine gray netting and distinctly ribbed; flesh very thick, ripening, thoroughly to the rind, with small seed cavity; of a rich orange color and highest quality. A fine shipping sort. Try this melon; you will like it.

Postpaid, pkt. 5c; oz. 10c; $\frac{1}{4}$ lb. 35c; lb. \$1.25.

Tip Top

A netted type melon, and a most excellent main crop sort. Fruit large, gray-green in color, round, flattened at ends, distinctly ribbed and well netted; flesh very thick, deep salmon color, and of the highest quality; a fine melon for home or market.

Postpaid, pkt. 5c; oz. 10c; $\frac{1}{4}$ lb. 35c; lb. \$1.25.

Honey Dew

This late variety has become extremely popular on account of its large size and excellent quality. The fruit is oval in form, about 10 inches long and 8 inches in diameter; surface smooth and hard, without ribbing or netting; creamy white in color, turning to lemon tint when fully ripe; flesh light emerald green; very thick, ripening to the rind; very tender with an extreme sweetness found in no other melon. An excellent variety for storing.

Postpaid, pkt. 5c; oz. 10c; $\frac{1}{4}$ lb. 35c; lb. \$1.25.

CRESS

WATER CRESS—A hardy plant which can easily be grown in a shallow pond of fresh water or along the edges of shallow running streams. Seed may be readily started in pans or boxes of very moist earth. When the young plants are well grown, they should be transplanted to the stream or pond.

Postpaid, pkt. 5c; $\frac{1}{2}$ oz. 20c; oz. 35c.

UPLAND CRESS — Extra Curled (Pepper-grass.) A small, curled plant, having a fine pungent flavor and used as a salad. Sown in the spring, 1 oz. to about 200 ft. of drill, about one ft. apart. Postpaid, pkt., 5c; oz., 10c; $\frac{1}{4}$ lb., 25c.

SOUTHERN GROWN WATERMELON SEED

THE WATERMELON SEED WE OFFER IS SOUTHERN GROWN AND PRODUCED BY AN EXPERT WHO DEVOTES HIS ENTIRE TIME TO THE BUSINESS. SEED OF THIS KIND IS MORE EXPENSIVE THAN ORDINARY STOCK BUT RESULTS MORE THAN JUSTIFY THE SLIGHT ADDITIONAL COST. YOU WILL BE PLEASED WITH THIS SEED.

CULTURE — Prepare the soil by thoroughly working in well rotted manure, pulverized sheep manure or poultry droppings; rich soil gives the plants a good start before insects attack them.

Results will justify the use of plenty of high-grade commercial fertilizer, in addition to composte. Make hills 8 ft. apart each way, plant 10 to 12 seeds to a hill, covering 1 inch deep; when well up, thin out, leaving 3 strong plants to a hill. Spray with Dowco, or a mixture of Arsenate of Lead and Bordeaux. Applications of Tobacco Dust will also do a great deal of good. A radish plant grown in each hill will help to keep the bugs away. One ounce will plant 30 hills; 3 lbs. to an acre.

Georgia Rattlesnake

Is an elongated gray with light green stripes; an excellent shipper, vines vigorous and productive. Flesh red and sweet, seeds white with black tips. Time for ripening about 80 days. Average weight 25 pounds.

Postpaid, pkt. 5c; oz. 10c; $\frac{1}{4}$ lb. 25c; lb. 90c.

Halbert's Honey

This melon is dark green, slightly ridged and blunt at both ends, the flesh is very sweet and melting, leaves no trace of pulp; bright crimson; not a good shipper. Rind very tender; grows very long in shape; small white seeds with black tips; time for ripening about 85 days. Average weight 25 pounds.

Postpaid, pkt. 5c; oz. 10c; $\frac{1}{4}$ lb. 25c; lb. 90c.

Tom Watson

One of the best melons either for market or home use; very prolific, attains a larger size than any of the long green melons, frequently growing 50 or 60 pounds in weight; no tipped ends or necks to rot; one of the best shippers. The rind is thin but tough, flesh deep red; tender, firm and sweet; produces melons 18 to 24 inches long by 10 to 12 inches in diameter; seeds light brown, smeared with darker brown; time for ripening about 90 days.

Postpaid, pkt. 5c; oz. 10c; $\frac{1}{4}$ lb. 25c; lb. 90c.

Stone Mountain

A new round watermelon showing slight ribs or lobes like a cantaloupe. The color of the smooth skin is light green. The flesh is uniform, beautiful, deep crimson without any white hearts or stringiness. The fruit averages about 45 pounds. The rind is too tender to permit long distance shipping, but for home and local market, it has no equal. It is very prolific and exceptionally sweet. The seeds are white with black points or tips; in some cases there are black spots on the sides; time for ripening about 100 days.

Postpaid, pkt. 5c; oz. 10c; $\frac{1}{4}$ lb. 30c; lb. \$1.10.



Tom Watson Watermelon

Improved Kleckley Sweet

This watermelon is known locally as Red River, it is very popular and does exceptionally well in this section. Dark green skin, thin rind; flesh bright scarlet, solid, very sweet and crisp; not a good shipper for long distance. The fruits are oblong and uniform in size; seeds cream with an occasional seed smeared with brown; time for ripening about 85 days; average weight 25 pounds.

Postpaid, pkt. 5c; oz. 10c; $\frac{1}{4}$ lb. 25c; lb. 90c.

Peerless or Ice Cream

This melon has become a favorite with a great many; flesh deep crimson and fine grained, excellent quality, dark mottled green rind, shape oblong. Seed cream white, some smeared with brown. Time for ripening about 85 days. Average weight 30 pounds. Is one of the finest quality melons grown, especially for the home grower.

Postpaid, pkt. 5c; oz. 10c; $\frac{1}{4}$ lb. 25c; lb. 90c.

OKRA OR GUMBO

CULTURE—Grown for its green seed-pods, which are used in soups or stewed and served as a vegetable. Can be cured like dried apples and then used for soup at any time. When the soil has become warm, sow thickly in rows 3 ft. apart, and when large enough, thin out to a foot apart in the rows. One ounce will sow 30 ft. of row; 8 to 10 lbs. to the acre. Cover 1 in. deep.

Extra Early Dwarf

An extra early maturing variety. Very productive. Plants are more dwarf in habit of growth than those of other varieties. Pods short, deep green, slightly corrugated, tender and of good quality. Postpaid, pkt. 5c; oz. 10c; 2 oz. 15c; $\frac{1}{4}$ lb. 25c; lb. 75c.

White Velvet

The plants are about three and one-half feet high, early maturing and very productive. The pods are white, long, smooth and are tender until nearly full sized. Postpaid, pkt. 5c; oz. 10c; 2 oz. 15c; $\frac{1}{4}$ lb. 25c; lb. 75c.

Perkins' Mammoth (Long Green)

This variety is about three feet high, very early and productive. The pods are deep green, very long slender, slightly corrugated, very tender and of good quality. This is a desirable market as well as home garden sort. Postpaid, pkt. 5c; oz. 10c; 2 oz. 15c; $\frac{1}{4}$ lb. 25c; lb. 75c.

MUSTARD

CULTURE—It is used the same as spinach, or boiled with meats as greens. Sow in February, March or April, or in September and October, either broadcast or in rows six inches apart. One ounce sows 80 feet of drill; 5 to 6 lbs. broadcast to an acre, covering $\frac{1}{2}$ in. deep.



Southern Giant or Curled Mustard

SOUTHERN GIANT CURLED—Plants vigorous and hardy, of upright, spreading growth; leaves large, light green-tinged yellow, much crumpled and frilled at the edges. Succulent, pungent, and of sweet flavor. The most popular with Southern growers.

Postpaid, pkt. 5c; oz. 10c; $\frac{1}{4}$ lb. 25c; lb. 75c.

CHINESE BROAD LEAF—Plants rather tall and upright growing and produce considerably more leaf growth than other varieties. The leaves are large, broad, comparatively smooth and have broad, distinct midrib. When cooked the leaves are of excellent quality. The variety is distinct in that it stays in condition without bolting to seed considerably longer than others.

Postpaid, pkt. 5c; oz. 10c; $\frac{1}{4}$ lb. 25c; lb. 75c.

ONION SETS

CULTURE—One quart will plant about 30 feet of row; 12 to 15 bushels an acre. Plant 2 to 4 inches apart in rows 12 to 18 inches apart; set the onions right side up $\frac{1}{2}$ inch to 1 inch deep cover and firm dirt down. Soil should be rich and what is known as quick growing soil with plenty of old, well-rotted stable manure, sheep manure or a commercial fertilizer, containing a high percentage of potash. Onions must be kept free from weeds. All varieties can be set out in the fall as well as early spring. (Peck 8 lbs.)

SILVER SKIN—Produce earliest green onions. Postpaid, qt. 30c; gal. 80c; peck \$1.30.

YELLOW DANVERS—Standard for color in most markets. Postpaid, qt. 30c; gal. 70c; peck, \$1.15.

WHITE MULTIPLIER—Very productive and of the finest flavor, matures very early, producing a cluster of good sized onions from a single set. Postpaid, qt. 35c; gal. 90c; peck \$1.55.

YELLOW POTATO—The old original English multiplier. Make a large onion every other year. Sets produce big onions and big onions produce sets. Postpaid, qt. 35c; gal. \$1.00; peck \$1.70.

When larger quantities of Onion Sets are desired, please write for prices.

ONION SEED

CULTURE—Sow in spring as early as ground can be worked. Soil must be rich, thoroughly clean and pulverized. Use well rotted stable manure, sheep manure, or a commercial fertilizer containing a high percentage of potash. Sow in rows 12 to 18 inches apart, covering one-half inch and when seedlings are 3 to 4 inches tall, they should be thinned to stand 3 to 4 inches apart in the row. Onions must be kept free from weeds. For raising sets and onions for pickling, rows should be 10 to 12 inches apart. Late plantings are made in August and September. One ounce sows 100 feet of row; 5 to 6 lbs. to the acre. For growing pickling onions use 25 to 30 lbs. to the acre; for sets 40 to 50 lbs.

PRIZETAKER—One of the largest, handsomest and most profitable onions grown. It is strictly "fancy" and is sold on fruit stands in the fall as "Spanish" onion. Prizetaker is globe-shape, has pale yellow skin and white flesh, which is very mild and of pleasantly pungent flavor. Bulbs will grow to enormous size if seed is sown under glass in February and seedlings transplanted into rich soil outdoors as soon as weather permits. Postpaid, pkt. 5c; oz. 25c; $\frac{1}{4}$ lb. 75c; lb. \$2.25.

SILVER SKIN OR WHITE PORTUGAL—A large flat, white onion of mild and pleasant flavor; hard and fine grained. Silver Skin is extensively grown for sets and is also largely used for pickling onion. A splendid variety for the home or market garden and for green onions. Postpaid, pkt. 5c; oz. 25c; $\frac{1}{4}$ lb. 75c; lb. \$2.25.

YELLOW GLOBE DANVERS—The best known and most largely grown yellow onion. The bulbs are medium to large size, averaging about 2 inches in diameter, uniformly globe shape, have small necks and ripen evenly. The skin is light yellow; flesh is creamy white, crisp and mild in flavor. A fine keeper, matures early and is universally recommended for general crop and for growing sets. The standard in most markets. Postpaid, pkt. 5c; oz. 20c; $\frac{1}{4}$ lb. 60c; lb. \$2.00.

LARGE RED WETHERSFIELD—The most generally grown and best known red variety. The bulbs are large, somewhat flattened; skin purplish red; flesh purplish white; very hard and solid; an excellent keeper and a heavy cropper. A good onion for poor and dry soils and for growing sets. Postpaid, pkt. 5c; oz. 20c; $\frac{1}{4}$ lb. 60c; lb. \$2.00.



Silver Skin or White Portugal Onion

PEPPER SEED

Peppers are used for seasoning meat and vegetable dishes, for salads or as mangoes. Sow seed early in hot beds $\frac{1}{4}$ inch deep or in open seed bed when ground is warm in light soil. When about 3 inches high transplant in rows 18 inches apart, 2 feet apart in the rows. Keep free from weeds and fertilize when about 6 inches high. Poultry droppings are particularly valuable to use. One ounce will produce 1000 plants.

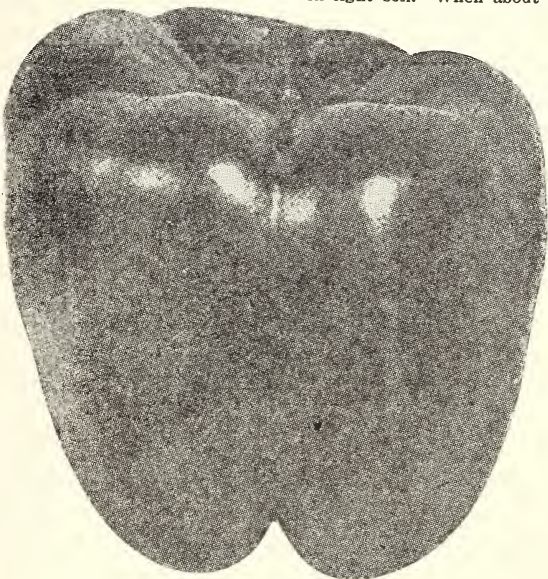
PIMENTO—Sweetest pepper grown, a very thick fleshed, heart-shaped, smooth mild crimson variety, much used for salads; very prolific. Postpaid, pkt. 5c; oz. 30c; $\frac{1}{4}$ lb. 90c.

RUBY KING—This is a fine variety, growing from 4 to 6 inches long, and 3 to 4 inches thick. The flesh is very thick, mild and pleasant to the taste. It is a fine sort for stuffing or for pepper hash, and also makes an excellent dish for salad. Postpaid, pkt. 5c; oz. 30c; $\frac{1}{4}$ lb. 90c.

LARGE BELL OR BULL NOSE—Sometimes called Sweet Mountain. The plants are vigorous, about two feet high, compact, and very productive, ripening their crop uniformly and early. The fruits are 3 in. long, 2 in. diameter, thick, mild flavored, and of excellent quality. The color is deep green when fruit is young, bright crimson when ripe. One of the best varieties for mangoes or stuffed peppers. Postpaid, pkt. 5c; oz. 30c; $\frac{1}{4}$ lb. 90c.

CHINESE GIANT—One of the very largest of the mild red varieties. Plant of short, stocky growth, with light green foliage; fruits pendent, thick, blocky and square ended, 4 to 5 inches in diameter and of equal length; color, brilliant glossy scarlet. One of the very best varieties for salads and large mangoes.

Postpaid, pkt. 5c; oz. 50c; $\frac{1}{4}$ lb. \$1.50.



Chinese Giant Pepper

LONG RED CAYENNE—This is a fine, slender variety, about 4 in. long, often curved and twisted, very hot, bright red, and of exceedingly pungent flavor as a seasoner. It is a good keeper. When fully ripe can be gathered, dried and strung for winter use.

Postpaid, pkt. 5c; oz. 30c; $\frac{1}{4}$ lb. 90c.

PEPPER PLANTS—See Page 22.

PARSLEY



CULTURE—This well known plant is very useful for flavoring soups and stews and for garnishing. One ounce sows 100 feet. Sow both Spring and Fall.

Parsley succeeds best on rich, mellow soil. The seed is even slower than parsnip in germinating and should be sown as early as possible in the spring, in drills one to two feet apart covering not more than one-half inch with fine soil firmly pressed down. When the plants are well up thin to stand four to six inches apart in the row. When the plants are about three inches high cut off all the leaves; the plant will then start a new growth.

A few radish seeds should be sown in the row with parsley to mark the row and allow early cultivation. The radishes can be pulled early and will not interfere with the parsley. Top dress with well rotted manure or sheep fertilizer. Fall

sowings can be made as late as October in hot beds or cold frames.

CHAMPION MOSS CURLED—The best and most improved strain of Parsley. It is beautifully curled and crimped, and is best for garnishing and flavoring. If cut when about 3 inches high, it starts a new growth that will be better curled and a brighter color. It makes an ornamental plant for edging walks.

Postpaid, pkt. 5c; oz. 10c; $\frac{1}{4}$ lb. 30c; lb. 90c.

PARSNIP

CULTURE—Plant as early in the spring as the weather will permit till the middle of June. Plant $\frac{1}{2}$ inch deep in a rich, deeply worked, sandy loam, in rows, 18 inches apart, cover lightly, and when 2 inches high thin out to 4 to 6 inches apart. Parsnips germinate slowly, especially in dry weather; plant a few radish seeds with them to mark the row for early cultivation. Parsnips are improved by frost, so they can be dug as wanted, or stored for winter use. One ounce sows 20 feet of drill; 5 to 6 lbs. sows an acre.

SUGAR OR HOLLOW CROWN—Better known and more generally grown than any other sort; roots smooth, usually 15 inches long by 3 inches in diameter at the top; tender and sugary.

Postpaid, pkt. 5c; oz. 10c; $\frac{1}{4}$ lb. 30c; lb. 90c.

GARDEN OR ENGLISH PEAS

(Varieties Marked With Star (*) Are Wrinkled)

CULTURE — Plant the smooth varieties as early as the ground can be worked, drop seed 3 to 4 inches apart 2 inches deep in double rows 6 to 8 inches apart, 2½ to 3 ft. between the double rows and stake the tall varieties with brush. The wrinkled peas are not as hardy as the smooth sorts and they should be planted later; they are sweeter and better flavored. They should be kept clean and the earth worked toward them 2 or 3 times during the growth. For a continuous crop, plant every 2 weeks as late as August for a fall crop. Gather as fast as they are big enough to use, otherwise they will stop bearing. Peas mature earlier in a light, rich soil; for general crop, a moderately heavy soil is best. Two lbs. will plant 100 ft. of row; 90 to 100 lbs. per acre. Inoculate this seed with Stimugerm. Use plenty of good fertilizer.

First and Best

A standard extra early smooth pea. It is the hardiest, most prolific and profitable of the very early sorts. The well-filled pods containing usually 6 to 8 peas are of fair quality. Height 2½ ft. Postpaid ½ lb. 20c; lb. 35c; 2 lbs. 60c; 5 lbs. \$1.25. Not prepaid, ½ lb. 15c; lb. 25c; 5 lbs. \$1.00.

Alaska (Large Podded)

Early, large, smooth, blue pea; large, broad dark green pods. Hardy, standing early planting. Uniform maturity and other distinct valuable qualities have made it popular with the gardeners and canners. A good early variety for the home garden. Height 3 ft.

Postpaid ½ lb. 20c; lb. 35c; 2 lbs. 60c; 5 lbs. \$1.25. Not prepaid, ½ lb. 15c; lb. 25c; 5 lbs. \$1.00.

Early Bird

Our biggest seller for first planting on account of its extreme earliness and all round good qualities. A very popular variety with market gardeners. The foliage is a medium green and the pods a dark green. The pods are 4 inches long, pointed and somewhat curved. The seed is green and slightly wrinkled. Very prolific. Height 16 inches.

Postpaid ½ lb. 20c; lb. 35c; 2 lbs. 60c; 5 lbs. \$1.30. Not prepaid, ½ lb. 15c; lb. 25c; 5 lbs. \$1.05.

*Little Marvel

An extra early fine dwarf sweet flavored pea, which is rapidly taking the place of some of the older and better known varieties. A fine variety for either private or market garden. Foliage and pods very dark green; pods 3 inches long, nearly round and square ended, containing 7 very dark green peas of high quality. Very productive. Height 14 in.

Postpaid ½ lb. 20c; lb. 35c; 2 lbs. 60c; 5 lbs. \$1.30. Not prepaid, ½ lb. 15c; lb. 25c; 5 lbs. \$1.05.

*Blue Bantam

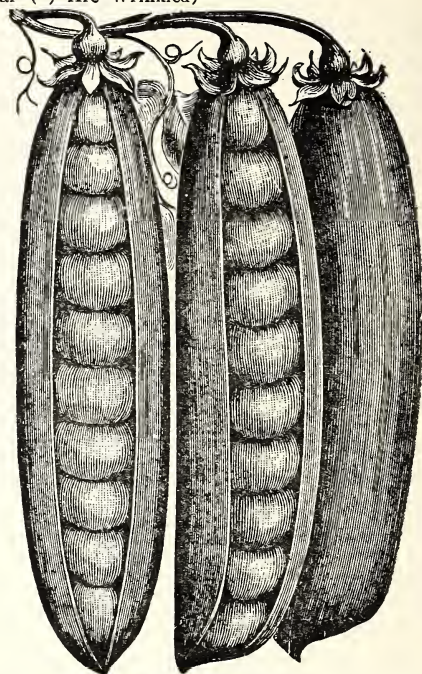
A splendid large-podded, early, dwarf variety which does well in this section and is very popular. Vine and foliage stout and healthy, medium dark green; pointed pods deep green, 4 in. long, broad and straight, containing 6 to 8 deep green peas of excellent quality. Height 15 in.

Postpaid ½ lb. 20c; lb. 35c; 2 lbs. 60c; 5 lbs. \$1.30. Not prepaid, ½ lb. 15c; lb. 25c; 5 lbs. \$1.05.

*Gradus, or Prosperity

A standard, early large podded variety, very popular with market gardeners. Vine and foliage moderately heavy and medium green; pods medium green, 3¼ in. long, semi-round, straight, slightly curved at the tip, and pointed, containing 6 to 8 large, very sweet, medium green peas; moderately productive and of high quality Height 2½ feet.

Postpaid ½ lb. 20c; lb. 35c; 2 lbs. 60c; 5 lbs. \$1.30. Not prepaid, ½ lb. 15c; lb. 25c; 5 lbs. \$1.05.



Dwarf Telephone

*Thomas Laxton

A very popular gardener's variety. Vine and foliage moderately stout, medium green; pods medium green 3½ in. long, straight, nearly round and square ended, containing 7 medium dark green peas of superior quality. Compared with Gradus, is a little earlier, more productive, but with a smaller, less broad pod. Height 2½ feet. Postpaid ½ lb. 20c; lb. 35c; 2 lbs. 60c; 5 lbs. \$1.30. Not prepaid, ½ lb. 15c; lb. 25c; 5 lbs. \$1.05.

*Dwarf Telephone

An excellent second early and main crop variety. Vines and foliage dark green and exceptionally stout; pods dark green, 4½ in. long, straight and pointed; containing 8 to 10 dark green peas of the best quality. Height about 2 feet.

Postpaid ½ lb. 20c; lb. 35c; 2 lbs. 60c; 5 lbs. \$1.30. Not prepaid, ½ lb. 15c; lb. 25c; 5 lbs. \$1.05.

*Tall Telephone

An old standard, high quality, large podded pea. Vine and foliage strong and heavy, medium green. Pods 4½ in. long, medium light green, straight, broad and pointed, containing 8 large, light green peas. A main crop and very productive variety. Height about 3½ feet.

Postpaid ½ lb. 20c; lb. 35c; 2 lbs. 60c; 5 lbs. \$1.30. Postpaid, pkt. 5c; oz. 10c; ¼ lb. 35c; 5 lbs. \$1.25.

SALAD PEA

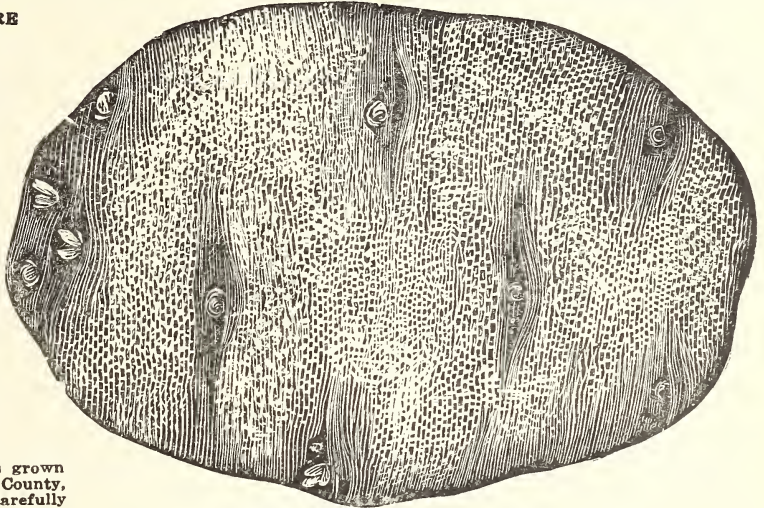
MAMMOTH MELTING SUGAR—It is the very best edible pea obtainable. The large broad pods are of delicious sweet flavor, being very brittle and entirely stringless. Vine stout, medium green; pods light green, 3½ in. long, 1 in. broad, pointed, containing 7 light green peas. Seed smooth and white. Season of Telephone. Height 3½ feet. Postpaid, ½ lb. 25c; lb. 45c; 2 lbs. 80c. Not prepaid, ½ lb. 20c; lb. 35c; 5 lbs. \$1.40.

WRITE FOR PRICES IN LARGER QUANTITIES

MAINE GROWN SEED IRISH POTATOES

EARLIER—MORE PRODUCTIVE

The famous Maine grown seed potatoes richly deserve the high favor they have won. Under normal growing conditions, seed from this source yield an abundant crop of tubers, true to type and of superior quality. Potatoes planted in many sections soon "run out," become watery and yield poorly; the Maine seed always reproduce a good yield of delicious mealy tubers. Our stock is grown in Aroostook County, Maine, and is carefully selected for seed purposes.



Irish Cobbler Potato

Culture

Potatoes do best in a rich sandy loam that contains plenty of vegetable matter; a clover sod or land that was heavily manured for the previous crop supply ideal conditions. Cut the potatoes, leaving two eyes to each piece, and plant 15 inches apart in three-foot rows, 4 inches deep for early plantings, 6 inches deep for later plantings; cultivate frequently to keep down the weeds and conserve moisture, for a shortage of moisture means a poor crop. Apply fertilizer either in the row or broadcast before the potatoes are planted, and be sure to work it into the soil so that it will not come in contact with and burn the potatoes. Do not use stable manure, as it means scabby potatoes. Continue cultivating till the plants attain full growth and the vines begin to spread.

One peck will plant about 100 feet of row, or 100 hills. Ten bushels are required to plant an acre.

See page 49 for fertilizers.

To Prevent Potato Scab

Before cutting the potatoes, put them in a burlap bag and dip them in the following solution, allowing to remain about two hours, dry before cutting; 4 oz. Corrosive Sublimat (Bichloride of Mercury) to 30 gals. of water. Dissolve first in small quantity of hot water. Dip whole bag in the solution and add Corrosive Sublimat when you put in more water. Use only in wood, enamel or concrete containers. **BE CAREFUL! DEADLY POISON!** Do not let anything eat potatoes after they are treated, Not prepaid $\frac{1}{4}$ lb. 85c; lb. \$3.25.

Insect Remedies

For Blight spray with Bordeaux Mixture and when bugs appear, apply Arsenate of Lead, Copper Sulphate, Calcium Arsenate or Slug Shot, repeating treatment as often as necessary. Write for a Spraying Chart. See page 50 for Insecticides and fungicides.

Early Red Bliss Triumph

This is a very plump, smooth, pink-skinned potato that is very widely grown throughout the South. It is earlier than Cobbler and more productive than Rose, and therefore fills in between the two. Those who like a potato with a pink skin and white flesh, will find the Red Bliss most satisfactory. It peels without waste, is a fine yielder and is in great demand in a great many sections where its merits are appreciated and on account of its extreme earliness. Matures in about 110 days.

Irish Cobbler

This has been the standard white variety for many years, and it is hard to find another that can compare in looks or flavor. The skin is white and smooth; the potato symmetrical; flesh good clear white and mellow when cooked. It is the leading commercial variety and there are more Cobblers grown than all the other kinds put together. Its popularity is due not only to its extreme earliness—being ten to twelve days earlier than Early Rose—but is also based on its reputation as a reliable and uniform yielder. One of its strong characteristics is that it makes few if any very small potatoes, practically all being medium to large size, and one rarely sees a knotty Cobbler for they are generally plump handsome potatoes. Matures in about 115 days.

Early Rose

This is one of the most popular potatoes for the early market. Besides being early in maturing, it is very productive, and of excellent quality. The skin is pink and the flesh firm. They make a good appearance and are easily marketed. Very mealy and dry and keep well. Does better on poor land than most sorts. Matures in about 125 days.

Green Mountain

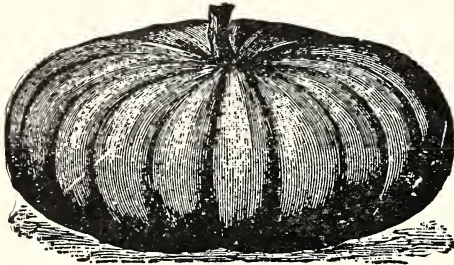
Possibly the best-known late Potato on the market. A prolific yielder, growing tubers of large size, oval and fine white flesh. The skin is a dull cream or light russet, the eyes are comparatively small and shallow. Most profitable Potatoes, for market or home use. There is no variety superior in quality to Green Mountain; it has a delightful dry mealy flavor when cooked. A good variety to store for winter use.

After February 1st write us stating quantities and varieties you are interested in.

PUMPKIN SEED

CULTURE—Pumpkins are rapidly growing in favor throughout the South. The larger and coarser sorts make excellent stock food while the majority of the sorts make excellent pies and are used in a number of other ways.

Pumpkins may be planted most any time during spring and early autumn among corn rows, or in the open. Plant in hills 8 to 10 feet part, mixing well-rotted manure in each hill. Put 8 to 10 seeds in each hill, 1 inch deep, and cultivate till the vines get strong, when they should be thinned out, leaving two or three of the strongest in each hill. When planted in corn, plant at the same time as the corn in every fourth row, 10 to 12 feet apart in the rows, letting the hill of pumpkins take the place of a hill of corn. Do not grow near squashes or melons. Keep off bugs by dusting with Slug Shot or Arsenate of Lead. One ounce will plant 20 hills, three pounds, one acre. Use a good commercial fertilizer containing a high percentage of Potash.



Kentucky Field.

Kentucky Field or Large Cheese

A very popular Southern sort; large and flattened. A wonderful keeper; a good stock variety; a valuable eating and pie sort, also suitable for canning. Skin mottled light green and yellow, changing to a creamy yellow when they mature. Flesh yellow, tender, and of excellent quality. Postpaid, pkt. 5c; oz. 10c; ¼ lb. 30c; lb. 90c.

Sweet or Sugar

(New England Pie)

Fruit small, round, flattened at the ends, and slightly ribbed; skin and flesh deep orange yellow; flesh very thick and of high quality. It is not a large pumpkin, but one of the sweetest and best for pies. It is fine grained, deliciously sweet, and a very good keeper.

Postpaid, pkt. 5c; oz. 10c; ¼ lb. 35c; lb. \$1.25.

Green Striped Cushaw

This is one of the finest pumpkins in existence, a long, crooked neck, terminating in a round or oblong end, enclosing a very small seed cavity; flesh surrounding seed cavity is rich yellow; tender, very thick and of the best flavor. The neck is absolutely solid, rivaling the finest sweet potatoes for baking and as a pie sort it has no equal. Skin with mottled green and white stripes. Fruit will weigh from 10 to 15 lbs. A splendid keeper.

Postpaid, pkt. 5c; oz. 10c; ¼ lb. 35c; lb. \$1.25.

King of Mammoth

The giant among pumpkins; specimens have been grown to weigh 250 pounds and reaching two feet or more in diameter; fruit round and flattened, slightly ribbed; skin salmon-orange, flesh bright yellow and very thick. Grown only for stock feeding or as a curiosity.

Postpaid, pkt. 5c; oz. 10c; ¼ lb. 35c; lb. \$1.25.

VEGETABLE PLANTS

No plants or roots sent C. O. D. Prices subject to change without notice and goods being unsold.

Cabbage Plants (Frost Proof)

Postpaid Prices.

100 to 300 plants.....	\$.50 per	100
500 plants.....	1.60 per	500
1000 or more plants.....	3.00 pre	1000

Cauliflower (Double Rooted)

SNOWBALL—Ready about March first. Postpaid, doz. 40c; 50 for \$1.25, 100 for \$2.25.

Celery (Double Rooted)

Not ready until after June 15th. Postpaid, doz. 35c; 50 for 85c; 100 for \$1.50.

Egg Plant (Double Rooted)

BLACK BEAUTY—Ready May, June and July. Postpaid, doz. 40c; 50 for \$1.25; 100 for \$2.25.

Peppers (Double Rooted)

Ready May and June. Postpaid, doz. 40c; 50 for \$1.25; 100 for \$2.25.

Sweet Potatoes

Ready May and June. Postpaid 100 for 55c; 1000 for \$4.50.

Tomatoes (Double Rooted)

Please refer to Page 25 for varieties handled. In ordering please state your first, second and third choice as we are frequently sold out and unable to secure particular varieties. Ready April, May, June and July.

Postpaid, doz. 40c; 50 for \$1.25; 100 for \$2.25. Prices are for even quantities of one variety.

HARDY ROOTS

Asparagus Roots

MARY WASHINGTON (2-year size). Postpaid, 50 for \$1.25; 100 for \$2.00; 500 for \$7.00. Not prepaid, 50 for \$1.00; 100 for \$1.75; 500 for \$6.50.

Horse Radish Roots

Ready after March 1st. Postpaid, 25 for 50c; 50 for 85c; 100 for \$1.50

Rhubarb Roots

Do best in a moist or shady place; set out early in the spring or fall in deep, well forked soil, 4 ft. apart each way. Mix freely with manure or coarse litter. A barrel placed over the plants gives ideal protection from the sun and produces longer and more tender stalks. The best stems are produced the second year, but it continues to produce for several years. Apply plenty of manure; sheep manure is a splendid fertilizer.

Ready after March 1st. Postpaid, 20c each; 3 for 50c; doz. \$1.75

HERB SEED

CULTURE—Sow in early spring in drills 12 to 15 inches apart, and thin out young plants. Gather when just coming into bloom, tie in small bunches and dry in the shade.

DILL—An annual, cultivated for its seeds, which have an aromatic odor and a warm pungent taste. Used for flavoring soups, stews and pickles, being particularly desirable for use in cucumber pickles, as it heightens the flavor.

Postpaid, pkt. 5c; oz. 10c; ¼ lb. 30c; lb. \$1.00.

SAGE—A perennial and the most extensively used and most valuable of all herbs for seasoning. For the dressing in roasted fowls and for sausage, etc., sage is almost a necessity.

Postpaid pkt. 10c; ½ oz. 25c; oz. 45c.

RADISH SEED

CULTURE—For an early supply sow in a hot-bed in February, care being taken to give abundant ventilation to prevent running to leaves. For open-air culture and succession, sow from middle of March until September at intervals of 10 days. Radish do best in a rich loamy soil and must be cultivated often and thoroughly, as it is very important to mature the crop quickly, to retain their crisp, tender quality.

Sow $\frac{1}{2}$ inch deep in drills 12 to 18 inches apart and thin out plants to 4 to 6 inches in the row. Can also be sown as a catch-crop between rows of beets, lettuce, onions, etc., or sown in the same drill with slow-growing vegetables like carrots and parsnips.

Fertilize with sheep manure and side dress with Nitrate of Soda. Pull when ready as they become pithy when allowed to stay in ground too long. One oz. sows 50 ft. of drill; 9 to 10 lbs. to an acre.

Rapid Red

The best and quickest growing round red radish and one of the slowest of this type to shoot to seed. Round bright scarlet and with the smallest possible top. Fine for the home garden or for the market; also one of the best forcing varieties. This is the biggest seller and most popular radish in this section. Postpaid, pkt. 5c; oz. 10c; $\frac{1}{4}$ lb. 30c; lb. \$1.00.

Sparkler White Tip

A splendid radish popular with private gardeners as well as growers for the market. Practically the whole lower portion is white and the upper part is deep scarlet. It is larger, rounder and more showy than similar varieties and for this reason as well as for its many fine qualities, is a big seller on the stands; also adapted for forcing. Postpaid, pkt. 5c; oz. 10c; $\frac{1}{4}$ lb. 30c; lb. \$1.00.

French Breakfast

The leading oblong or olive shape radish for market use or home garden. The flesh is white, firm, crisp, juicy, tender and mildly pungent. The skin is bright rose scarlet with small white tip. This variety is very early and a rapid grower either under glass or outdoors.

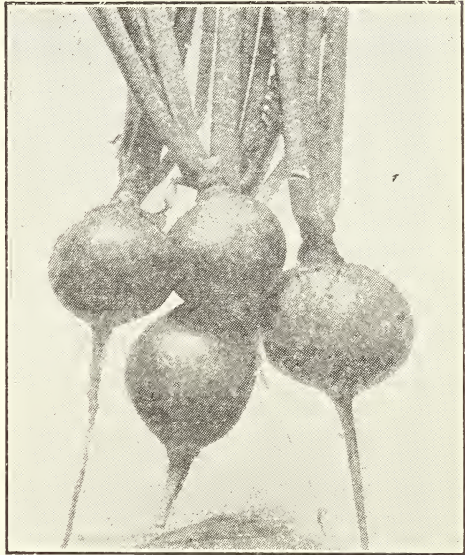
Postpaid, pkt. 5c; oz. 10c; $\frac{1}{4}$ lb. 30c; lb. \$1.00.

Cincinnati Market

The leading long red radish, and one of the earliest. The roots when matured are 5 to 6 inches long and about one-half of an inch in diameter. Being long standing, it is one of the most desirable varieties for outdoor summer planting for the home garden or market. It is also adapted for forcing. On the stand it will outsell any similar radish put in competition with it as it is brittle and crisp. Postpaid, pkt., 5c; oz. 10c; $\frac{1}{4}$ lb. 30c; lb. \$1.00.

White Icicle

The finest long white radish and considered by many the best radish in cultivation. The young radishes are ready for use in 25 days and continue to grow, fully retaining their crisp tenderness and mild flavor until quite large. These radishes are transparent white, have small tops, allowing close planting and are very crisp and brittle. A feature greatly in its favor is that it



Rapid Red Radish

remains in good condition while growing for a long time, thus allowing a continuous pulling from the same planting. Recommended for either spring or fall sowing. Try White Icicle.

Postpaid, pkt. 5c; oz. 10c; $\frac{1}{4}$ lb. 30c; lb. \$1.00.

Rose China Winter (Scarlet China)

The best of the winter sorts. Roots are cylindrical, or largest near the bottom, stump rooted or blunt at both ends; skin smooth and bright deep rose color; flesh white, crisp and pungent; the roots grow 4 to 5 inches long and 2 inches thick. Sow in August and September.

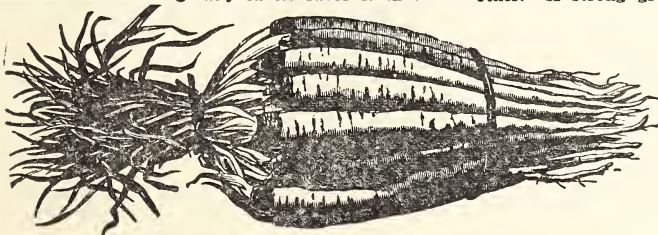
Postpaid, pkt. 5c; oz. 10c; $\frac{1}{4}$ lb. 30c; lb. \$1.00.

SALSIFY OR OYSTER PLANT

CULTURE—Sow from March to July in rich, light, deeply-worked soil in rows 18 inches apart and thin out to 4 to 6 inches. Perfectly hardy and can remain out all winter. Fertilize with Sheep Manure or a good commercial fertilizer. Do not use coarse or fresh manure as it makes the roots ill-shaped and uneven. One ounce sows 50 feet of drill; 6 to 8 pounds to an acre. Cover seed $\frac{1}{2}$ inch deep.

MAMMOTH SANDWICH ISLAND—The best and most popular variety in cultivation, being far superior in size, weight and productiveness to any other. A strong grower, producing large, thick, tapering, almost white roots with little tendency to branch. One of the most desirable winter vegetables. The roots when cooked are very palatable and nutritious and are served in a variety of ways. The flavor is similar to oysters, and Salsify makes most excellent soup. Postpaid,

Package 5c; oz. 20c; $\frac{1}{4}$ lb. 60c; lb. \$2.00.



Mammoth Sandwich Island Salsify

SPINACH SEED

CULTURE—This is a very important crop in our market gardens, and is one of the most easily managed of all vegetables, requiring but little culture, and may be had fit for use the entire season. The main crop is sown in September, October and November, but for summer use it may be sown at intervals of 2 or 3 weeks during March and April. The fall sowings should be covered, when in exposed places, only with straw or litter during the winter to prevent freezing. Spinach is most tender and sweet when grown in rich soil; it finds a ready and profitable market. Two ounces sow 100 ft. of drill; 12 to 15 lbs. per acre in drills 18 to 24 inches apart. Cover seed one inch deep.

Bloomsdale or Norfolk Savoy

This very early and hardy variety is the popular favorite of the market and home gardener. The plant grows upright, the crumpled leaves are medium in size, and of beautiful dark green color, crisp and tender. In extremely hot weather it has a tendency to go to seed, but for early spring and fall planting it has no superior. Postpaid, pkt., 5c; oz., 10c; $\frac{1}{4}$ lb., 15c; lb., 40c; 5 lbs. \$1.50.

King of Denmark

The best long season spinach, remaining two weeks longer than any other before bolting to seed. Plant vigorous and spreading; leaves large, rounded, crumpled and blistered; deep green in color. A good variety to follow Bloomsdale for spring sowing. This new variety is a very valuable addition to the Spinach family. Postpaid, pkt., 5c; oz., 10c; $\frac{1}{4}$ lb., 15c; lb., 40c; 5 lbs., \$1.50.

New Zealand

Entirely distinct from the true Spinach. Plant tall and spreading with numerous side shoots; leaves medium green, rather small and pointed; grows well in hot weather and under adverse conditions. Only the leaves are used for greens which are produced profusely all summer, but are killed at first frost. Sow fairly early in the spring, after soaking the seed in lukewarm water for several hours. Plant 3 or 4 seeds in hills 2 feet apart each way. Postpaid, pkt., 5c; oz., 10c; $\frac{1}{4}$ lb. 25c; lb., 75c; 5 lbs. \$2.90.



Spinach

SQUASH

CULTURE—Squash is a quick growing vegetable and does best in sandy loam. It is strictly a hot weather plant and should not be planted until all danger of cool temperature is past. May and June are the principal squash planting months. After frost is past, plant in a warm, well pulverized, rich soil, 8 or 10 seeds in the hill, about 1 inch deep, the bush varieties 3 to 4 feet apart, the running sorts 8 to 10 feet. When well grown thin out, leaving three of the strongest plants in each hill. Apply Slug Shot or Arsenate of Lead to keep off bugs. Bush sorts, 1 ounce to 25 hills; 4 to 5 pounds to an acre. Running sorts 1 ounce to 10 hills; 3 to 4 pounds to an acre.

EARLY WHITE BUSH SCALLOP OR WHITE PATTY PAN—A very early summer squash; fruit flattened and scalloped, about 8 inches in diameter, comparatively smooth on the surface and creamy white in color. Postpaid, pkt., 5c; oz., 10c; $\frac{1}{4}$ lb., 30c; lb., \$1.00.

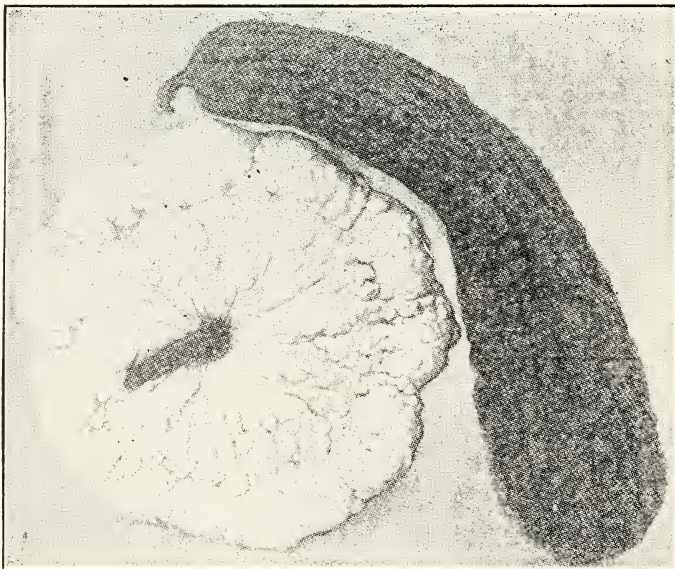
EARLY YELLOW BUSH SCALLOP OR YELLOW PATTY PAN—Quite identical with White Bush, except in color which is deep orange and for this reason preferred by many. Postpaid, pkt. 5c; oz. 10c; $\frac{1}{4}$ lb., 30c; lb. \$1.00.

GIANT SUMMER CROCKNECK (Bush)

The largest and one of the earliest summer varieties, fruit often 2 to 2 $\frac{1}{2}$ feet long, very warty and deep orange in color. Size, appearance and fine qualities have contributed to the popularity of this squash. Postpaid pkt. 5c; oz. 10c; $\frac{1}{4}$ lb. 30c; lb. \$1.00.

HUBBARD, IMPROVED (Running)

The standard winter squash. Fruits are large, heavy and moderately warted; shell dark bronze green, showing more or less light green markings towards the blossom end. Flesh is bright orange-yellow, fine grained, thick and dry. Being handsome in appearance, a fine table vegetable and a good keeper. Hubbard, Improved is a splendid addition to the fall and winter garden. Postpaid, pkt. 5c; oz. 10c; $\frac{1}{4}$ lb. 30c; lb. \$1.00.



White Bush Scallop and Giant Summer Crockneck

TOMATO SEED

CULTURE—For early use, sow in February or March, in a hot-bed or in boxes which should be placed near a window. When the seedlings are about 2 inches high, transplant in 2½ or 3 inch pots, or in rows 4 to 5 inches apart, keeping the temperature at about 60 degrees. Subsequent transplanting will make the plants stocky and strong. Do not set them in the open ground until all danger from frost is past. Then plant into a warm, sunny location, 3 ft. apart each way, and water freely until they are well established. One oz. of seed will produce about 1500 plants; 5 oz. for an acre. Cover seed ¼ inch.

SPARKS' EARLIANA—The earliest and best of the very early tomatoes. Fruit of fair size, round, very smooth and solid, and produced in clusters in center of the plant; color bright scarlet. Very productive for an early sort.

Postpaid, pkt. 5c; oz. 25c; ¼ lb. 80c; lb. \$2.75.

JUNE PINK—In habit of growth and productivity it is identical with Earliana; it differs in being a large pink-fruited variety of spreading growth. The flesh is solid of fine texture, and slightly acid. Fruits flattened and somewhat ribbed. The best extra early purple or pink fruited variety.

Postpaid, pkt. 5c; ½ oz. 20c; oz. 35c; ¼ lb. \$1.25.

BONNY BEST—About a week earlier than Chalk's Jewel; fruit somewhat smaller but very smooth, solid and uniform, produced in clusters in center of the plant. Color bright red, ripening uniformly and is very productive. A good shipper, desirable color, an excellent tomato for any purpose.

Postpaid, pkt. 5c; oz. 25c; ¼ lb. 80c; lb. \$2.75.

CHALK'S JEWEL—An exceptionally fine early variety, about two weeks later than Earliana. Fruit uniformly smooth, round and solid, color bright red. Very popular in this section on account of its productiveness and fine quality for so early a tomato.

Postpaid, pkt. 5c; oz. 25c; ¼ lb. 80c; lb. \$2.75.

STONE—For many years Stone has been the standard main crop tomato and is more widely grown today than all other kinds. Nine-tenths of the tomatoes canned in the United States are Stone, and it is the best all-round variety for the home garden, trucker or canner. Stone is always dependable, very vigorous and productive; fruits round, large, solid, smooth and deep red in color. Postpaid, pkt. 5c; oz. 25c; ¼ lb. 80c; lb. \$2.75.

MARGLOBE—Similar to the Livingston Globe only the fruit is red. It is resistant to nail-head rust and fusarium wilt. It is second early in maturity; the plants are medium large and erect, its foliage shading the fruit and preventing sun scald. Fruits are large, smooth and globular, meaty and almost coreless. Very productive and well adapted for truck growing, shipping and canning.

Postpaid, pkt. 5c; ½ oz. 25c; oz. 40c; ¼ lb. \$1.35.

PONDEROSA—An exceptionally large, purple fruited tomato and for home use one of the best; fruits very solid with few seeds and fairly smooth. Excellent for slicing and considered of finest quality, especially by those liking a tomato quite free from acid.

Postpaid, pkt. 5c; ½ oz. 30c; oz. 50c; ¼ lb. \$1.75.


BRIMMER—BEEFSTEAK OR TENDERLOIN

—This splendid variety has the smooth and fine characteristics of the Stone and the size and fine qualities of the Ponderosa. The Brimmer is practically all meat, being almost seedless. Fruits are purple in color, free from acid and are very attractive in taste and appearance.

Postpaid, pkt. 5c; ½ oz. 35c; oz. 60c; ¼ lb. \$2.00.

GOLDEN QUEEN or YELLOW TROPHY—The handsomest and best of all the yellow tomatoes. Highly esteemed for its delicate flavor and meatiness. Ripens early, is large, smooth and solid. Color, golden yellow. Postpaid, pkt. 5c; ½ oz., 25c; oz., 40c; ¼ lb., \$1.25.

TOMATO PLANTS—See page 22.



TURNIP AND RUTA BAGA SEED

CULTURE—Sow as early in the spring as possible so that the turnips may make their full size before hot weather. Purple Top Milan, Purple Top Strap Leaf and Purple Top White Globe are the best varieties for spring planting. For fall or main crop, sow all the varieties listed below except Milan in July and August and Seven Top for salad as late as the last of September. Plant in rows 2 ft. apart, covering $\frac{1}{2}$ in. deep. When well started, thin out to about 4 inches apart in the row. Cultivate thoroughly and often. The Flea Beetle may be checked by spraying with Black Leaf "40" or Bordeaux Mixture. One oz. for 100 ft. of row; 2 lbs. per acre in rows.

TO KEEP FOR WINTER: Store Turnips and Ruta Bagas in a cool cellar and cover with sand, or they may be put into pits outside. Pile the turnips or Ruta Bagas on a well-drained situation, cover them with a few inches of straw and then sufficient earth to keep out frost.

Extra Early Purple Top Milan

At least a week earlier than any other turnip. Have small tops so that the rows can be planted close together. The roots are of medium size and flat, the flesh ivory white and the skin smooth. Unequaled for table use.

Postpaid, pkt., 5c; oz. 10c; $\frac{1}{4}$ lb., 25c; lb. 75c.

Purple Top Flat Strap Leaf

The most widely cultivated and best known variety; a very early, productive sort. Roots are flat, medium sized, purple or dark red above ground, white below, flesh white, tender and fine grained. Roots are in best condition for table use when about two and one-half inches in diameter but can be grown much larger for stock feeding.

Postpaid, pkt. 5c; oz. 10c; $\frac{1}{4}$ lb. 20c; lb. 65c.

Purple Top White Globe

Almost a perfect globe in shape; flesh and skin white, colored purple or red above ground, very fine grained and sweet; a superior variety in every way. This sort keeps well and is one of the best for market use. The roots when in best condition for table use are about two and one-half inches in diameter, but can be grown much larger for stock feeding.

Postpaid, pkt. 5c; oz. 10c; $\frac{1}{4}$ lb. 20c; lb. 65c.

White Egg

An early, oval or egg-shaped turnip, roots of medium size and smooth. Flesh firm and fine grained of snowy whiteness and very sweet. Particularly desirable for table use and can be sown as late as August. Can be planted in the spring as well as fall.

Postpaid, pkt. 5c; oz. 10c; $\frac{1}{4}$ lb. 20c; lb. 65c.

Amber or Yellow Globe

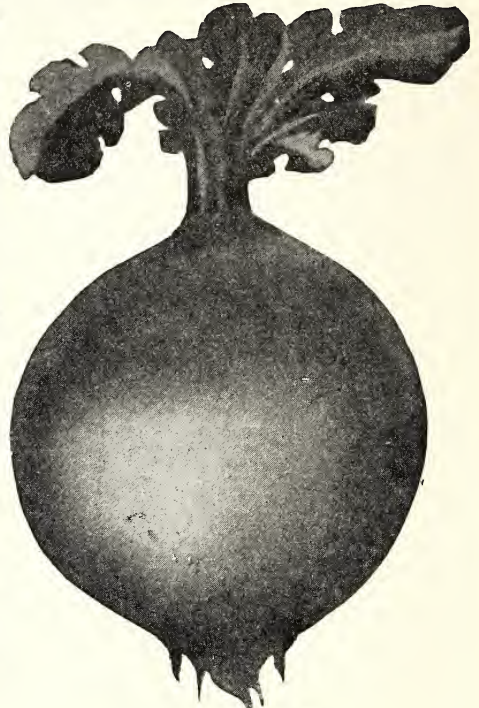
The best of the yellow-fleshed sorts. Roots globular and of large size; skin is clear yellow which is tinged green; flesh is light yellow fine grained and sweet. This variety keeps well and is a good cropper. A good table turnip when young and very valuable for stock feeding when full grown.

Postpaid, pkt. 5c; oz. 10c; $\frac{1}{4}$ lb. 20c; lb. 65c.

SALAD TURNIP

SEVEN TOP—Does not produce a good root but is a very hardy variety grown exclusively for the tops, which are used for greens. The most popular turnip in this section, grown for spring and winter salad. Sow early in the spring and as late as the last of September using $\frac{3}{8}$ lb. to the acre broadcast.

Postpaid, pkt. 5c; oz. 10c; $\frac{1}{4}$ lb. 20c; lb. 65c.



Purple Top White Globe.

RUTA BAGA

The uses and value of the Ruta Baga are much the same as those of the Turnip. The Ruta Bagas as a class have firmer flesh than Turnips but require a longer season for maturing and usually are more esteemed for winter use, while Turnips are better adapted for the early market. Under most conditions of growth Ruta Baga roots are not so smooth on the surface nor as symmetrical in shape as Turnips but yield heavily, are superior keepers and are more highly prized for stock feeding.

IMPROVED AMERICAN PURPLE TOP (Long Island)—A hardy, productive variety with a small neck; roots are large, oblong or globular in form with a very small top root; color bright yellow with a purple top; flesh very solid, tender and sweet.

Postpaid pkt. 5c; oz. 10c; $\frac{1}{4}$ lb. 20c; lb. 65c.

TOBACCO SEED

One oz. will sow a bed of 50 sq. yards. The seed should be sown as early as possible after danger of frost is over. When the plants are about 6 inches high, transplant into rows 4 or 5 ft. apart each way. Use 8-4-4 Tobacco Fertilizer.

IMPROVED LARGE WHITE BURLEY—One of the best strains of burley tobacco. The stalks are large and strong, holding the leaves up out of the dirt. The leaves are large, broad, long and tapering, with white midribs, of very fine texture. Easy to cure and makes a heavy yield of rich bright leaf.

Postpaid, pkt., 10c; oz., 60c; $\frac{1}{4}$ lb., \$2.00.

JUDY'S PRIDE—An excellent strain of BURLEY tobacco, producing a bright leaf of high quality. The leaf is broad, long and tapering, with prominent white ribs. The stalk is strong and holds the leaves well up off the ground.

Postpaid, pkt. 10c; oz. 60c; $\frac{1}{4}$ lb. \$2.00.

HARDY ROCK GARDEN PLANTS

All plants are 25c per clump. \$2.50 per dozen. 6 at dozen rate. Not prepaid.

AETHIONEMA—PERSIAN CANDYTUFT

Beautiful shrubby alpine of spreading habit. Soil sandy loam and sunny location. Blooms from May to July. Rose pink flowers. Grows 8 inches.

AJUGA—BUGLE WEED

A useful plant for carpeting the ground, particularly in shady positions. Flowers in May and June. 6 to 8 inches. Bronzy foliage, deep blue flowers.

ALYSSUM—BASKET OF GOLD

Require a well drained soil in a sunny location. **Saxatile Compactum**—An indispensable plant for the rockery growing 1 foot high and producing all summer masses of broad, flat heads of bright yellow flowers, with silver foliage.

Spinulosum Roseum—Grows 4 inches, Gray foliage with pink flowers.

ARABIS—ROCK CRESS

Alpina—Needs sun and well drained soil. Blooms early, forming masses of pure white flowers, 6 inches tall

ARMERIA—SUN PINK or THRIFT

Attractive dwarf plants that will succeed in any soil and bloom all summer. They form evergreen tufts of bright green foliage, from which innumerable flowers appear in dense heads, on stiff wiry stems.

Lanceana—Rosy red blooms 6 inches tall.

Maritima—Pale pink blooms 12 inches tall.

AMBRIETIA—ROCK CRESS

Masses of silvery-green foliage and sheets of blue or purple flowers in spring and early summer. Grows 6 to 8 inches.

CAMPANULA—BELLFLOWERS

Grows in compact tufts not exceeding 8 inches high. Blooms from June to October. Unsurpassed for the rockery.

Carpatica—Clear blue flowers.

Carpatica Alba—Pure white.

Garganica—Light blue with white eye.

CERASTIUM—SNOW IN SUMMER

A low-growing plant with silvery foliage and white flowers in June. Suitable for rockery, sunny spots or for covering graves. Height 6 inches.

ORNAMENTAL GRASS

Festuca Glauca—Blue Fescue—A pretty dwarf tufted grass with distinct blue-green foliage. Height 6 inches.

HELIANTHEMUM—ROCK OR SUN ROSE

Exceedingly pretty low growing evergreen plants, which are quite hidden by a mass of pale pink to deep rose blooms during May and June. Wonderful for rock garden. Height 8 inches.

HEPATICA—LIVER LEAF

A pretty native spring-flowering plant, adaptable to deep shade and acid soil. Height 6 inches.

Triloba—Round lobed leaves, lavender blue flowers.

Acutiloba—Pointed lobes, white flowers.

IBERIS—HARDY CANDYTUFT

Sempervirens—Dwarf plants about 8 inches, with evergreen foliage, and masses of pure white flowers early in the spring.

Gibraltica—About 6 inches, lavender to white blossoms.

IRIS CRISTATA—CRESTED DWARF IRIS

A tiny native species growing from 4 to 6 inches high with delicate, richly marked pale lilac flowers, blooms in May and June.

LYCHNIS—CAMPION

Of the easiest culture, thriving in any soil, and this, in addition to their brightness has brought them into favor with lovers of hardy plants.

Alpina—Spikes of rose pink, 4 inches.

Arkwright—Bright orange scarlet, 8 inches.

NEPETA—GROUND IVY

Mussini—An excellent plant for any position but especially useful in the rock garden. It is of compact habit forming dense tufts about 12 inches high with masses of small light violet blue flowers during summer.

PAPAVER NUDICAULE—ICELAND POPPY

Thibetica—Form a tuft of bright green fern-like foliage from which springs a profusion of leafless stems 1 foot high, each graced with orange cup-shaped flowers. Blooms the entire season.

PINKS—DIANTHUS

Require a well drained soil in a sunny location. **Caesi**—Forms compact cushions of blue gray foliage and sweetly scented, rose pink flowers in May and June.

Deltoides—(Maiden Pink) A charming creeping variety with medium sized pink flowers in June.

Deltoides Major Sterne—Bronze foliage, flowers a brilliant rose.

VARIOUS PHLOXES

Amoena—Grows 4 inches high and in spring is a sheet of rich pink flowers.

Divaricata Canadensis—Large fragrant lavender flowers on stems 10 inches high.

Reptans—Creeping variety with lavender flowers, especially good for part shade.

PHLOX SUBLATA—MOSS PINK

An early spring-flowering type, with pretty moss-like evergreen foliage, which, during the flowering season is hidden under masses of blooms. Soil sandy loam and a sunny location. Height 4 to 6 inches.

Alba—Pure white.

Lilacina—Light Lilac.

Rosea—Rose pink.

Wilsoni—Clear blue.

PLUMBAGO—LEAD WORT

Larpetae—One of the most desirable rock plant, it is of dwarf, spreading habit, growing 6 to 8 inches high, covered with deep blue flowers during the summer and fall months.

POLEMONIUM—JACOB'S LADDER

Reptans—Succeeds best in a partially shaded position. Deep green finely cut foliage, with spikes of showy deep blue flowers throughout the spring, 8 inches high.

RANUNCULUS

Reptans—Trailing Buttercup, Masses of bright golden-yellow double flowers in May and June. 6 inches high.

SEDUM—STONE-CROP

Require a well drained soil in a sunny location. **Acre**—(Golden Moss) Foliage green, flowers bright yellow. Height 2 to 3 inches.

Album—Green foliage, white flowers 2 to 3 inches.

Ewerse—Clumps of coarse foliage, pink flowers, 8 inches.

Glaucum—Gray mossy foliage with pink flowers 1 to 2 inches.

Sarmentosum—Light green creeping plant, yellow flowers, 6 inches.

Sieboldi—Round flat leaves bright pink flowers in the fall, 8 inches.

Spurium Coccineum—Bronze foliage, rose flowers in the fall, 6 inches.

SEMPERVIVUM—HEN AND CHICKS

Evergreen plants for the rockery, require well drained sandy loam.

Arenarium—Very small rosette, spreads rapidly.

Tectorum—Broad rosette, reddish brown tips.

VERONICA—SPEDWELL

Require a well drained soil in a sunny location. **Incana**—Bright silvery foliage, spikes of blue flowers in May and June. 1 foot.

Reptans—A useful rock or carpeting plant, with light blue flowers in May. 1 to 2 inches.

Rupestris—Thickly matted deep green foliage hidden in spring under a cloud of bright blue flowers. 3 to 4 inches.

Teucrium—Has dense growth, with blue flowers in spring. 8 to 12 inches.

VIOLAS or TUFTED PANSIES

Very popular bedding plants. While the flowers are not as large as Pansies, they continue in bloom throughout the entire season. Especially desirable for mass effect. Can furnish in violet, blue, white or yellow.

DAHLIA AND OTHER BULBS

Dahlias require plenty of room and thorough cultivation. Plant bulbs 4 inches deep, mixing 1 lb. of bone meal or 2 level tablespoonfuls of Vigoro in the hole in which the root is to be planted and mix thoroughly with the soil. Water regularly at least once a week in dry weather. Plant after danger of frost is past and as late as the first of June.

Dahlias

BALLET GIRL (Cactus)—A very large flower with long very finely quilled petals. Color, orange tipped white; some flowers solid orange on same plant. Height 5 feet. Postpaid, 75c each; 3 for \$1.90.

CIGARETTE (Cactus)—A distinct and attractive color, creamy-white heavily edged with orange red; petals long, narrow and inclined to roll, forming a large, deep well shaped flower on long stems. Height 6 feet. Postpaid, 65c each; 3 for \$1.75.

GOLDEN WEST (Cactus)—Rich golden bronzy yellow, with scarlet shading at the center and base of the petals. The best bronze cactus for garden and cut flowers. Height 4½ feet. Postpaid 35c each; 3 for 90c.

MRS. EDNA SPENCER (Cactus) An exceptionally fine variety for all purposes. A large size, fine form and a free bloomer, on long erect stems. Color silvery lilac, shading to bright orchid pink. Height 5 feet. Postpaid 35c each; 3 for 90c.

MRS. LEO NIESSEN (Cactus) Blooms profusely until late in the season. Color a beautiful shade of scarlet red, blending to peach red at center of flower, with bright yellow at base of petal and at tips. Very pleasing and effective. Height 4½ feet. Postpaid 35c each; 3 for 90c.

SUNSET GLOW (Cactus) Color the most popular of Autumn shades, yellow at base of petals, passing to suffused scarlet, tipped yellow. A profuse bloomer. Height 4½ feet. Postpaid 35c each; 3 for 90c.

JERSEY BEAUTY (Decorative)—A famous prize winning variety; blooms are carried high above the foliage on long, strong stems; flowers are of immense size and of a vivid glowing pink color; a wonderful keeper when cut. Height 6 feet. Postpaid 50c each; 3 for \$1.30.

MINA BURGLE (Decorative)—Considered the best red decorative dahlia, being a rich cardinal red. The plant is a strong, vigorous grower, producing flowers freely on long stiff stems. Height 5 feet. Postpaid, 35c each; 3 for 90c.

MRS. I. de ver WARNER (Decorative)—Large perfect flowers of charming color; a deep mauve-pink on stout stems. A good grower and free bloomer. One of the best dahlias in cultivation. Height 6 feet. Postpaid 35c each; 3 for 90c.

MRS. LOUISE FINGER (Decorative) A splendid pure white of good size and a free bloomer on stiff stems. Fine for cutting. Height 4 feet. Postpaid 35c each; 3 for 90c.

ROMAN EAGLE (Decorative) A typical autumn shade, a brilliant, flaming, burnished copper color. Flowers large, held well above the foliage on long stiff stems. A very profuse bloomer. Height 4½ feet. Postpaid 75c each; 3 for \$1.90.

ETHEL MAULE (Show or Ball)—Pure white, slightly tinged pale lavender in the center. Flowers of large size and fine form. Height 3 feet. Postpaid 40c each; 3 for \$1.00.

GOLD METAL (Show or Ball) Deep golden yellow, tipped and suffused oriental red, splendid form; very striking and effective. Height 4 feet. Postpaid 40c each; 3 for \$1.00.

MAUD ADAMS (Show or Ball)—One of the most delicately lovely of all ball dahlias, being a clear shell pink. It is beautifully formed and an early bloomer, on fine stiff stem. Height 4 feet. Postpaid 35c each; 3 for 90c.

RED DUKE (Show or Ball)—Rich dazzling cardinal red; splendid form with quilled petals. Height 5 feet. Postpaid 35c each; 3 for 90c.



Ball or Show Dahlia

Hardy Chrysanthemums

These are universally popular for outdoor bedding in the spring. They produce a lavish profusion of blooms. They are quite hardy if planted in a well-drained position, and, require only a slight covering of leaves or litter during the winter.

Pink, White, Red, Yellow. Postpaid, 40c each; 3 for \$1.00; \$3.00 per doz.

HYBRID-TEA ROSES

RADIANCE—An ideal bedding Rose of American origin that continues to produce its large flowers throughout the most unfavorable hot summer weather, when frequently many other varieties fail; in color a brilliant carmine-pink, with salmon-pink and yellow shadings at the base of the petals; truly a Rose for every garden.

RED RADIANCE—A counterpart of Radiance from which it is a "sport" possessing all the good traits of that valuable variety, but differing in color which is a bright cerise-red.

BY EXPRESS ONLY

Not prepaid 65c each; 5 for \$3.00; 10 for \$5.50. Ask for prices in larger quantities.

SUMMER FLOWERING BULBS AND ROOTS

Gladioli

Attractive and easily grown summer bloomers, giving gorgeous effects in mixed beds, massed in large clumps, and when planted in clusters among shrubs. For a succession, plant at intervals from April till June. Plant 6 inches apart and 2 to 3 inches deep.

Mix sheep manure or vigoro with the dirt in each hill when planting.

ALICE TIPLADY—A splendid variety of the primulinus type. The flowers are large. Color a beautiful orange saffron. A very popular cut flower

LE MARECHAL FOCH—One of the most wonderful novelties; flowers of immense size, well opened and beautifully ruffled. Color, salmon-pink, flaked and striped deeper at edges of petals.

MAIDEN'S BLUSH—Enchantress pink flowers of finest form on stiff slender stems. The most beautiful pink of the primulinus type.

MRS. FRANCIS KING—A rich salmon-red spotted with carmine. Flowers are carried on long, artistic spikes. A splendid cut flower and excellent keeper.

MRS. FRANK PENDLETON—The flowers are of largest size, borne on strong straight spikes. In color a lovely salmon-pink with brilliant deep red blotches in the throat. A color combination rivaling many of the finest Orchids in its richness.

PEACE—Pure white with pale lilac feathering on lower petals. Tall, well formed spikes and one of the very finest.

ROSE 1910—Pure deep rose pink, with white center lines on lower petals. Extra large flower.

SOUVENIR—Pure golden yellow. Well spaced flowers on strong stems. Very early.

VIRGINIA or SCARLET PRINCEPS—A beautiful soft raspberry red, begonia red in the throat. Makes a gorgeous display.

Postpaid: 3 for 20c; ½ doz. 35c; doz. 60c; 100 for \$4.50.

E. J. SHAYLOR—A tall, strong growing vigorous variety with large flowers; color a beautiful pure deep rose-pink with well ruffled edges; one of the best of its color.

EVELYN KIRTLAND—Flowers of strong substance; color a beautiful shade of rosy pink, darker at the edge, fading to shell-pink at the center with brilliant scarlet blotches. Very beautiful.

HARADA—Lavender, glistening and clear with deeper markings in throat. Blooms immense size on tall straight spikes, massive and attractive.

LOS ANGELES—Produces several lateral stems all of which make good flowering spikes. Color is orange toned pink and a deeper pink in the throat.

MRS. DR. NORTON—Color is delicate pink, shading to rose at tips of pointed petals, yellow throat. Outside of flower rose, a blend of wonderful tints, borne on long spikes.

MRS. LEON DOUGLAS—Very robust and strong grower with wide leaves and tall heavy spike and flowers. Color light rose with flakes and specks of red and scarlet with light yellow tints on lower petals.

Postpaid: 3 for 25c; ½ doz. 45c; doz. 80c; 100 for \$6.00.

GLADIOLI IN MIXTURE—Composed of high grade varieties and embracing a wide range of colors in a well balanced mixture.

Postpaid, 3 for 20c; ½ doz. 30c; doz. 50c; 100 for \$3.75.

Selected Cannas

One of the best of all summering flower plants both for flowers and foliage for use in borders or beds. The flower spikes are of enormous size and most brilliant colors which continue to bloom from early summer until cut by frost. Plant in April and May when frost is out of the ground, deeply about 1¼ feet apart and fertilize with Vigoro or Sheep Manure.

GLADIATOR—A very popular variety with all Canna lovers. It is a sturdy robust grower, 4½ feet tall. The flowers are of immense size and showy color. The blooms are rich yellow, attractively marked with bright crimson. The foliage is green.

KING HUBERT—This enormous flowering Canna is of a bright orange scarlet with bright red markings. It grows from 4 to 5 feet tall and has very large leaves, which are of a rich coppery bronze. This is a robust grower, succeeding almost anywhere and is the most popular of all bronze leaf Cannas.

MRS. ALFRED F. CONRAD—The large exquisite shaded salmon pink flowers are produced in abundance on robust, upright growing plants about 4 feet tall. The foliage is green.

THE PRESIDENT—The flowers are of enormous size and a rich scarlet color which will stand the hottest sun. This is an early sort, growing about 4 feet tall, with a strong stalk that holds its flowers erect. The foliage is a deep green.

STATUE OF LIBERTY—A very tall growing canna, height about 7 feet. The orchid type, blazing, flame-red flowers are immense. The foliage is of a rich, luxuriant bronzy shade. The leaves are larger than any other canna.

Postpaid, each 15c; 3 for 35c; ½ doz. 65c; doz. \$1.25.

Tuberose Bulbs

This is one of the most fragrant flowers in cultivation and has a wide range of uses. It will make a good pot plant, can be bedded for cut flowers, or will make an ideal border plant. They are easy to grow and very popular with both florists and home gardeners. Plant outdoors in spring when ground is warm.

DOUBLE DWARF EXCELSIOR PEARL—This is the most popular variety. The flower spikes are about three feet tall and fully covered with fragrant double blossoms.

Postpaid, ½ doz. 35c; doz. 60c.

Caladium Esculentum

(Elephant's Ear)

One of the most effective plants in cultivation for beds, borders, or for planting out upon the lawn; they are used extensively in public parks where their decorative value is greatly appreciated. To obtain the best results should be planted where they will obtain plenty of water and an abundance of rich compost. When full size they stand six to ten feet high, and bear immense light green leaves, three to four feet long by two and one half wide. Plant when ground becomes warm, covering 3 inches deep.

First Size Bulbs—11-13 inches in circumference. Postpaid, 30c each; 3 for 75c; doz. \$2.50.

Lily of The Valley

The Lily of the Valley is one of the best known and appreciated of all flowers. After once being planted in a suitable place they will produce their graceful and sweet scented blooms every spring for an indefinite time. They do best in a shady, moist place and should be fertilized well with pulverized Sheep Manure or with Vigoro. The roots can also be taken up and planted in pots for indoor blooming.

Postpaid, doz. \$1.00; 50 for \$4.00; 100 for \$7.50.

SELECTED FLOWER SEED



Flower Seeds Are Sent Postpaid At Prices Quoted

GENERAL CULTURAL DIRECTIONS FOR FLOWER SEEDS—Most flower seeds germinate in a rather light sandy loam, exposed to the sun, while a few are benefitted by partial shade. Nearly all hardy seeds vegetate better when planted in early spring as soon as the soil can be worked easily and has become warm.

A general rule for the seed-bed is to have the soil rich, level, and worked finely. Sow the seed evenly in the rows, cover with the finest of soil, about three times the diameter of the seed, and press the soil firmly over the seed. The soil should never become dry after the seeds have swelled; if it does, they will be sure to fail.

After the seeds are up, care must be taken to give them plenty of air and moisture, and yet not too much water, or they will "damp-off" (rot at the top of the ground). When transplanted to the bed or border, water frequently.

Flowers require the use of Fertilizer described on page 49 and when necessary the application of Spraying Material described on page 50.

Alyssum (Sweet Alyssum)

A free-flowering annual of quick, low growing habit producing white flowers which begin to bloom early in the spring, continuing throughout the season. Sweet Alyssum is an excellent border plant, as it is of close, compact habit and uniform in height. It is also desirable for hanging baskets or vases, trailing over the sides and producing a profusion of fragrant blooms. It does well in almost any kind of soil and is used extensively in rock gardens or for pot culture. Prefers a sunny location and a soil which has good drainage.

Sow the seed thinly early in the spring in shallow drills where the plants are to stand, covering thinly with fine soil. Thin the young plants to stand 4 inches apart. Height 4 to 8 inches.

Pkt. 10c; $\frac{1}{2}$ oz. 25c; oz. 40c.

Amaranthus

LOVE LIES BLEEDING—Brilliant foliaged annuals growing 3 to 5 feet high, bearing long, drooping crimson flower spikes. Useful in borders of tall plants or for the center of large beds. They thrive best in a hot sunny location, not too rich soil and should be given sufficient room to develop their full beauty. Sow seed one eighth inch deep in open ground after all danger of cold is past or start indoors to set out later. Transplant to stand 2 to 3 feet apart.

Pkt. 10c; $\frac{1}{4}$ oz. 30c; $\frac{1}{2}$ oz. 50c.

Ageratum (Floss Flower)

One of the best bedding hardy annuals producing a sheet of bloom from early summer till frost. Unlike many bedding plants, their flowers are not liable to be spoiled by rain, nor does the color fade out. Easily raised from seed, which is usually started in a hotbed or window box and transplanted to the open ground in May. Can also be sown outdoors in May. Barely cover the seed and thin to stand about 12 inches apart. Can be grown as pot plants for fall and winter blooming.

MEXICANUM, BLUE—A fine branching variety, growing two feet tall, covered all summer and fall with clusters of azure blue flowers. 3 to 4 inches in diameter.

Pkt 10c; $\frac{1}{8}$ oz. 20c; $\frac{1}{4}$ oz. 35c; $\frac{1}{2}$ oz. 55c.

Asters

Are one of the most popular hardy annuals valuable alike for garden decoration or cutting.

In early spring sow in cold frames or in pots and boxes in the house, covering the seed with about $\frac{1}{4}$ inch of good soil. When the plants are strong enough, transplant about 12 inches apart in deeply dug, well prepared beds in sunny locations. Can be sown in the open ground in May.

QUEEN OF THE MARKET—Very valuable for bedding and cutting, as they grow about 15 inches tall and they are the first asters to bloom. Measuring 3 to 4 inches in diameter.

Mixed colors, pkt. 10c; $\frac{1}{8}$ oz. 25c; $\frac{1}{4}$ oz. 45c.

GIANT CREGO—This mid-season variety is one of the prettiest types. The flowers are of immense size, measuring 4 to 5 inches in diameter. They are fully double and the long graceful petals are most attractively curled and twisted, the flowers resembling Chrysanthemums. They are fine for cutting as they are borne on long strong stems, the plants growing from 2 to 2 $\frac{1}{2}$ feet tall. Sometimes called Ostrich Plume.

Mixed colors, pkt. 10c; $\frac{1}{8}$ oz. 25c; $\frac{1}{4}$ oz. 45c.

AMERICAN LATE BRANCHING—This variety blooms profusely during the late fall months, following the Crego Asters. The flowers are of enormous size and are exceptionally fine for cutting on account of the long stems. They grow from 2 to 3 feet tall. We offer the following colors: Pink, White, Rose, Lavender, also Mixed Colors. Pkt. 10c; $\frac{1}{8}$ oz. 30c; $\frac{1}{4}$ oz. 55c.

AMERICAN BEAUTY ASTERS—These plants make a rounded bush 2 $\frac{1}{2}$ to 3 feet tall, bearing immense flowers which measure 4 to 5 inches in diameter. These wonderful blooms are borne on strong stems, much longer and heavier than the earlier varieties. They start blooming after many other Asters have practically finished and will stand a great deal of heavy frost.

Mixed colors, pkt. 10c; $\frac{1}{8}$ oz. 40c; $\frac{1}{4}$ oz. 70c.

SELECTED FLOWER SEED—Continued

Double Baby's Breath

A new double type of Gypsophila. A hardy perennial but will bloom the first year from early sown seed. The small double white flowers are borne most profusely. Attractive in the garden and very desirable for cutting. May be bunched with other flowers adding grace and lightness to any bouquet. Height two to three feet. Sow the seed early where the plants are to bloom.

Pkt. 10c; 1-16 oz. 50c; $\frac{3}{4}$ oz. 85c.

Bachelor's Button or Ragged Robin

Centaura or Double Cornflower are of the easiest culture and thrive well in any ordinary garden soil. They do best if sown as early in the spring as the ground can be worked into a fine loose condition. In a sunny and airy location they will bloom from June until frost. The plants grow 15 to 24 inches tall and make a fine show in the garden, besides producing excellent cut flowers. Cover seed about $\frac{1}{4}$ inch deep, thin to 3 or 4 inches apart. Flowers should be kept picked so as to prevent plants exhausting themselves by seeding. It is a hardy annual and reseeds itself.

DOUBLE BLUE—Pkt. 10c; $\frac{1}{8}$ oz. 15c; $\frac{1}{4}$ oz. 25c.

Balsam

One of the oldest and best known summer blooming annuals of easy culture. Desirable for garden or pot culture. Balsams need rich soil, hot sun, and plenty of water. Sow the seed half an inch deep in window boxes or hot beds early, or in the open ground in May, and transplant when two or three inches in height. Thin to stand 18 inches apart. The plants form symmetric, well branched, erect bushes, the branches being almost covered with the magnificent double flowers. Height 2 feet.

MIXED DEFIANCE—A well balanced mixture of all the best colors.

Pkt. 10c; $\frac{1}{4}$ oz. 30c; $\frac{1}{2}$ oz. 50c.

Begonias

Few plants which can be grown so readily from seed will afford such a profusion and brilliancy of flowers as these tender perennials. Start the seed indoors any time during February, March, or April, and transplant to the open ground the middle of May. The seed is very fine and should be pressed into the ground without covering.

SPECIAL MIXTURE—This mixture comprises a wide range of shades of pink, red and white. Excellent for window boxes, pots, beds or borders.

Pkt. 10c; 1-64 oz. 35c; 1-32 oz. 55c.

Calendula—Pot Marigold

A well-known, old-fashioned annual that has long been in favor; useful for borders and beds; and are now largely used by florists for cut flowers. They are of easy culture, succeeding in almost any soil and are in bloom from early summer till frost. Plants are one and one-half to two feet high. For the best results plant seed early indoors and transplant to place when danger from frost is past. Satisfactory results may also be obtained from sowings made out of doors after ground is warm and dry. Plants should be thinned to twelve inches apart in the row.

ORANGE KING—Rich orange flowers, fully double, well rounded, with fine long stems.

Pkt. 10c; $\frac{1}{2}$ oz. 35c; oz. 55c.

Candytuft

A hardy dwarf annual of easiest culture, free-blooming, showy, and useful for beds, borders and edgings. Excellent for cut flowers. Height one foot. Sow seeds where plants are to bloom in rows 8 in. apart, thinning out to afford plenty of room, as they branch freely.

UMBELLATA MIXED—Pkt. 10c; $\frac{1}{4}$ oz. 20c.



Aster

Calliopsis

A showy and beautiful free-flowering annual, of the easiest culture, doing well in any sunny position, blooming all summer, and excellent for cutting and massing. It is best to sow them where they are to bloom, covering seed $\frac{1}{2}$ inch deep, thin out to stand 2 feet apart. By keeping the old flowers cut off the flowering season can be lengthened until frost. Can sow up to July 1st.

TALL MIXTURE—Contains a great number of large and small flowering varieties.

Pkt. 10c; $\frac{1}{4}$ oz. 25c; $\frac{1}{2}$ oz. 40c.

Canna Seed—Indian Shot

Very showy tender perennials, having large tropical foliage surmounted by handsome spikes of blooms in many glowing colors. Fine plants can easily be raised from seed started in pots indoors during February in light sandy soil and set in the open during May. Soak seeds in lukewarm water until they show evidence of swelling. Cover with $\frac{1}{2}$ in. fine soil. Keep soil moist. The roots must be lifted in the fall and stored in dry soil in a cool but frost-proof place.

LARGE-FLOWERING. MIXED—Seed saved from the newest and best varieties.

Pkt. 10c; $\frac{1}{2}$ oz. 25c; oz. 40c.

CANNA ROOTS are listed on page 29.

Carnation

Seeds of the Marguerite type sown in the spring, will by August, produce plants that will be full of bloom until frost takes them; or they may be cut back, potted, and carried over winter in a cool room. Especially desirable for bedding as an annual and for cutting. Seed may be sown outdoors early in spring, using well pulverized soil, preferably sandy loam. Make rows one foot apart and cover seed with one-fourth inch of fine soil firmly pressed down. When two inches high, thin to twelve inches.

MARGUERITE—Extra early double mixed; 12 to 15 inches tall; pkt. 10c; $\frac{1}{8}$ oz. 20c; $\frac{1}{4}$ oz. 35c.

Canterbury Bell

Handsome, easily grown herbaceous plants of stately branching habit and profuse bloom for beds and back grounds. They produce bell-shaped or saucer-shaped flowers of rich color. Usually grown as a hardy biennial, but if seed is sown very early indoors, it may be treated as a tender annual. Sow seed outdoors early in spring, in rows about two feet apart. Cover lightly with fine soil, firmly pressed down. Thin to 18 inches apart. Protect in cold weather. Height 2 $\frac{1}{2}$ feet.

MIXED—A mixture of single and double varieties. Pkt. 10c; $\frac{1}{8}$ oz. 35c; $\frac{1}{4}$ oz. 65c.

SELECTED FLOWER SEED—Continued

Chrysanthemums

These are altogether different from the large flowered Chrysanthemums grown by florists. They are hardy annuals from Northern Africa. The foliage is a rich dark green, firmly cut and quite ornamental. The plants grow 12 to 18 inches high. Seeds should be sown thinly in shallow drills early in the spring. Thin out to 6 inches apart. A free flowering border plant valuable for cutting. They bloom profusely from July until October. For fall blooming sow in June.

CORONARIUM, DOUBLE MIXED—Compact bushy growth, about 18 inches in height. The flowers are double, including a wide range of colors. Pkt. 10c; $\frac{1}{4}$ oz. 25c; $\frac{1}{2}$ oz. 40c.

Cockscomb

Free-blooming annuals, growing best in rather light soil, not too rich; make grand border plants and are attractive for pots. Seed can be sown under cover in early spring and planted out in May, or may be sown out of doors in May. Thin to stand three feet apart. Plenty of moisture is important. Grows twelve inches tall and is valuable as a cut flower.

DWARF MIXED—A fine mixture of the best dwarf varieties. Pkt. 10c; $\frac{1}{8}$ oz. 30c; $\frac{1}{4}$ oz. 50c.

Coleus

Magnificent ornamental foliage plants for house or garden culture. The leaves are of many shapes, and the shades and colors are of remarkable beauty. Sow in shallow pots in rich light soil. Cover the seed lightly with earth and keep the plants in an even moist temperature. Transplant to the open ground in bed or border as soon as danger of frost is over. For house plants seed may be sown indoors in the fall. Tender perennial plants about one to two feet high.

RAINBOW MIXTURE—This fine mixture contains a wonderful assortment of extra large leaved types of many colors. The plants are all of tall strong growing habit, and the leaves are exceptionally bright in color.

Pkt. 10c; 1-32 oz. 45c; 1-16 oz. 80c.

Columbine or Aquilegia


Charming hardy plants, bearing in countless numbers through May and June exquisite clear, blue, white, rose, yellow, purple and striped blossoms. For planting in permanent borders or edges of shrubbery this old-fashioned favorite is one of the best. They thrive well with ordinary garden culture, but do best in partially shaded nooks. Few hardy perennials are so easily grown from seed. Will bloom first season if sown very early. Sow the seed, which is of rather slow germination, in open ground early in spring in any rich, well drained garden soil. In permanent bed plants should have at least one foot each way. Keep clear of weeds and give each year a dressing of well rotted manure or sheep fertilizer. Seed may also be sown outdoors in fall. Hardy herbaceous perennials; two to three feet high.

LONG SPURRED HYBRIDS—Make excellent cut flowers—Pkt. 10c; 1-16 oz. 35c; $\frac{1}{2}$ oz. 60c.

Coreopsis or Perennial Calliopsis

This is one of the finest of hardy plants, with large, showy bright yellow flowers, produced in the greatest abundance from June till frost. As a cut flower they stand near the head among hardy plants, having long stems and lasting in good condition a week or more. Easily grown from seed, flowering the first year if sown early. Sow outdoors early in spring where plants are wanted to bloom, covering seed one-half inch deep; thin to two feet apart. May also be sown in fall out doors. Height two feet.

GRANDIFLORA—Large flowered golden yellow. Pkt. 10c; $\frac{1}{4}$ oz. 25c; $\frac{1}{2}$ oz. 45c.



Bachelor's Button or Cornflower

Cosmos

Beautiful autumn-blooming, hardy and rapid-growing annuals. They produce beautiful flowers in pure white, pink and crimson shades, furnishing an abundance of cut blooms for autumn decoration when other flowers are scarce.

Sow outdoors early in spring in rather light soil, not too rich, and preferably in a sunny situation. Cover the seed with one-fourth to one-half inch of fine soil firmly pressed down. If planted in rows, make the rows about two feet apart and when the young plants are well up, thin from four to six inches apart in the row.

EARLY-FLOWERING MIXED—The flowers are of enormous size measuring 3 inches or more in diameter. The plants grow 5 to 6 feet high and are covered with magnificent flowers during the fall until frost.

Pkt. 10c; $\frac{1}{4}$ oz. 25c; $\frac{1}{2}$ oz. 40c; oz. 70c.

EARLY-FLOWERING DOUBLE—A mixture of fine double flowers of large size. Pkt. 10c; $\frac{1}{8}$ oz. 35c; $\frac{1}{4}$ oz. 55c; $\frac{1}{2}$ oz. 95c; oz. \$1.65.

Daisies

Daisies are very popular for borders and for filling in open spaces in the flower bed. The plants thrive in a fairly rich soil when they get plenty of sunshine. As soon as the ground is warm sow seed thinly and barely cover from view.

SWAN RIVER DAISY—(Brachycome) Free flowering, dwarf growing annuals; covered the greater part of the summer with a profusion of bright blue flowers; excellent for borders and pot culture. Height 12 inches. Thin to stand 6 to 8 inches apart.

Pkt. 10c; $\frac{1}{8}$ oz. 25c; $\frac{1}{4}$ oz. 45c.

ENGLISH DAISY OR BELLIS—A favorite perennial plant, but to get the best results it should be sown each year, usually sown in the spring but August is the best time for sowing. Grows 6 in. tall. Excellent for borders, lawns and rock gardens. White and various shades of rose and red mixed in double flowers. Thin to stand 6 inches apart.

Double Mixed—Pkt. 10c; $\frac{1}{8}$ oz. 45c.

SHASTA DAISY—Splendid perennial plants with large single white flowers with yellow centers. The plants produce an abundance of bloom, borne on long stems and excellent for cutting. To get best results, sow seed in boxes indoors and when plants have made some growth, transplant to stand $1\frac{1}{2}$ to 2 feet apart. Height 2 feet.

Pkt. 10c; $\frac{1}{8}$ oz. 30c; $\frac{1}{4}$ oz. 50c.

SELECTED FLOWER SEED—Continued**Dahlia Seed**

Dahlias can easily be grown from seed. If seed is planted early indoors and transplanted after danger of frost is past, many plants will bloom the first year. They produce their flowers in great abundance from August until frost. These half hardy perennials form roots which should be dug in the fall, allowed to dry and then stored in a frost proof place.

LARGE FLOWERED DOUBLE—A wonderful assortment of fine colors. Seed from double varieties. Pkt. 10c; 1-16 oz. 35c; $\frac{1}{8}$ oz. 60c.

CACTUS-FLOWERED MIXED—A well known and very popular type. Flowers are double of large size and many bright colors. Pkt. 10c; 1-16 oz. 40c; $\frac{1}{8}$ oz. 75c.

**Delphinium
(Hardy Perennial Larkspur)**

The Delphinium with its long clustered spikes of beautiful irregular flowers, often with long spurs, is a most exquisite flower. They are very effective as background for borders and for planting among shrubbery. Sow seed in fall or early in spring, thin out to stand 1 to 1½ feet each way. A hardy perennial growing about three feet tall. Spray the young plants with Bordeaux or Dowco and dust them with Sulphur when blooming.

CHOICE MIXED—A balanced mixture of choice colors with beautiful long spikes.

Pkt. 10c; 1-16 oz. 25c; $\frac{1}{8}$ oz. 40c.

Dianthus Plumarius

Double Hardy Perennial Garden Pinks—Great favorite, doing fine in any sunny soil and valuable for rockeries, beds, edging and in any hot dry spot. The flowers are large and have a variety of colors and markings, they are beautifully fringed and emit a clove-like perfume. The plants are vigorous, hardy and flower profusely during spring and early summer. About 1 foot high.

Pkt. 10c; $\frac{1}{8}$ oz. 35c; $\frac{1}{4}$ oz. 60c.

Dusty Miller

This popular annual is a foliage variety of Centaurea, of graceful drooping habit of growth. It has finely cut silvery foliage, growing about 12 inches. Fine for bedding, vases hanging baskets and pots; also extensively used for margins. As an edging to a bed of dark-leaved Cannas or Scarlet Sage these are particularly effective. Sow the seed early indoors, and transplant in May or sow outdoors when ground is warm. Pkt. 10c; $\frac{1}{8}$ oz. 25c; $\frac{1}{4}$ oz. 45c.

Feverfew

An old garden favorite with dark green finely cut foliage, throwing up clusters of pure white double flowers. A hardy annual 12 to 15 inches high. Sow the seed outdoors the latter part of April. They do best in a sunny location and are attractive either in beds, borders or as cut flowers. Cover with $\frac{1}{8}$ inch fine soil, thin to stand one foot apart. Pkt. 10c; $\frac{1}{4}$ oz. 35c.

Forget-Me-Not

This is a favorite old-fashioned flower, bearing in profusion, especially in fall and spring, clusters of dainty blue five-petalled blossoms. It thrives well in the shade or open border but flourishes best in a moist, shady situation.

For bloom the first year sow indoors in February or March, and transplant as soon as the ground is warm enough, or sow outdoors as early as possible, covering seed one-half inch deep; thin to six inches apart. Seed may also be sown in fall. Hardy perennial but usually does better if given some protection during winter.

ALPESTRIS, BLUE—Dwarf, free-flowering bushes. Excellent for borders or beds. Light blue flowers standing out sharply from the rich green foliage. Pkt., 10c; $\frac{1}{8}$ oz., 20c; $\frac{1}{4}$ oz., 35c.

Four-O'clock or Marvel-of-Peru

Large and beautiful, old-fashioned plants of erect bushy habit, about 2½ ft. high, which produce in profusion a succession of brilliantly colored tube-shaped flowers, that open about four o'clock in the afternoon, remaining open all night and usually are closed before noon the next day. The flowers are red, white, yellow, or are striped and blotched in shades of these colors. A hardy annual. Very desirable for borders, along a wire fence, or as the background of a flower garden, blooming during the late summer and autumn. Sow seed in spring in open ground after danger of frost is over, covering one-half inch deep. For best development allow two or three feet apart each way. They thrive in a loose loamy soil and need plenty of water during growing season.

TALL MIXED—A fine mixture of many bright colors. Pkt. 10c; oz. 20c; 4 oz. 55c.

Foxglove or Digitalis

Beautiful tall spikes of white, pink, rose, yellow, purple and mottled flowers. Grows 4 feet high. It is a stately plant, useful for planting in the mixed border. Seed may be sown outdoors after danger from frost is over, but for best results start in boxes and transplant. The seed is very small and should be covered lightly and kept moist until plants are well established, when they should be transplanted to two feet apart. May be sown outdoors in fall. Hardy biennial or perennial, usually blooming the second season.

FINE MIXED—Pkt. 10c; 1-16 oz. 25c; $\frac{1}{8}$ oz. 45c.

Gaillardia or Blanket Flower

Remarkable for the profusion, size and brilliancy of their flowers. They grow about 15 inches tall and continue in bloom from early summer till November. Excellent for beds, borders or for cutting. They thrive in almost any soil, require little or no protection and take care of themselves. Sow seed out doors early in spring; cover one-fourth inch deep. Make rows eighteen inches apart and thin eight to ten inches apart in the row; or a longer season of bloom may be secured by planting in frames and transplanting.

DOUBLE MIXED—These annuals are very easily grown. They are very showy and give a wonderful color effect. This mixture contains white, yellow and red in the proper proportions. Pkt. 10c; $\frac{1}{4}$ oz. 25c; $\frac{1}{2}$ oz. 40c.



SELECTED FLOWER SEED—Continued

Heliotrope

Half hardy perennial; $1\frac{1}{2}$ to 2 feet high. Splendid border and bedding plants, highly esteemed for the fragrance of their branching clusters of small flowers. The seed is hard to start and should be sown early in the spring, in mellow soil indoors, and when plants are one to two inches high, put into pots. Transplant to bed when three to four inches high. They thrive in a sunny location and need plenty of water when in bloom. While it is a perennial it will not stand any frost and is therefore started afresh every year, unless plants are removed to the house before frost comes. Can be started from cuttings.

GIANT HYBRIDS MIXED—Clusters measure 6 to 12 inches across. Their fragrance is delightful and pronounced. The colors range from white through shades of violet and blue.

Pkt. 10c; 1-16 oz. 30c; $\frac{1}{8}$ oz. 50c.

Hollyhock

One of the finest tall flowering hardy perennial border plants. The foliage is an unusually attractive shade of green from which grow bold spikes of peony like blooms in exquisite shades and colorings. Sow seed $\frac{1}{2}$ inch deep, any time from early spring until early August in open ground and in the autumn transplant to permanent position two or three feet apart. The following summer they will bloom. The double varieties grow 6 to 8 feet high. Flowers measure 3 to 4 inches in diameter. Spray the young plants with Bordeaux or Dowco.

DOUBLE MIXED—A selection of the best colors that will help to set off any garden. Postpaid, pkt. 10c; $\frac{1}{8}$ oz. 30c.

Larkspur

Quick growing and free-flowing annuals which produce stiffly erect spikes of beautiful flowers in great profusion. They are strictly annuals, being distinct from the Delphinium or Hardy Larkspurs in this respect. Sow seed $\frac{1}{4}$ inch deep as early in the spring as possible where they are to bloom. When the young plants are well started, thin out or transplant to stand 6 to 12 inches apart. Very showy and easily cultivated.

The plants do best in cool and moist ground. Larkspurs are admirably adapted for borders or beds, but they are also very useful for cutting.

DOUBLE MIXED—Contains a mixture of the best tall annual Larkspur about 3 feet high and in fine color shades. Pkt. 10c; $\frac{1}{4}$ oz. 25c.

LATHYRUS Everlasting Peas

An easily grown, hardy perennial climber with Sweet Pea like blooms, though smaller and lacking the same fragrance. They produce for many weeks a succession of blossoms in clusters of eight to ten each. They increase in bloom and foliage each season. Plants die down late in the fall and start again in the spring.


Sow seed early in spring, in well prepared soil, cover about one inch with fine soil firmly pressed down. Suitable for covering stumps, fences, and to grow on trellises. Vines grow 8 to 10 feet.

Pkt. 10c; $\frac{1}{4}$ oz. 25c; $\frac{1}{2}$ oz. 40c; oz. 70c.

Lobelia

These half hardy annuals, usually about six inches high are charming plants, well adapted for bedding, pots or rockeries. They make a neat edging for beds of white star-like flowers and are very effective in masses, being covered with flowers a long time. They are grown extensively in hanging baskets. The flowers are usually blue with lighter center and are borne in neat clusters, each irregularly lobed flower being about five-eighths inch across. Seed may be sown outdoors after danger of frost is over; or start the plants in pots, in greenhouse or hotbed, early in spring and transplant in May to place outdoors. Cover seed very lightly.

FINEST MIXTURE—Pkt. 10c; $\frac{1}{8}$ oz. 35c.



Select Tall Mixed Nasturtium

"Love-in-a-Mist"—Nigella

One of the prettiest old-fashioned annuals. It will grow well even under adverse weather conditions and withstands considerable heat and drought. The flowers come in blue and in white, and the thin, moss-like foliage runs close up to the blooms. The large seed-pods are quite ornamental and attractive. Nigella is wonderfully well adapted for mass planting or for making borders, and it is just as good as a cut-flower. Sow in April or May in light soil and thin to stand 10 inches apart. The plants grow 12 to 15 inches high, blooming 8 to 10 weeks after sowing.

DOUBLE MIXED—Easily grown and sure to bloom anywhere.

Pkt. 10c; $\frac{1}{4}$ oz. 20c; $\frac{1}{2}$ oz. 30c.


Hardy Lupines

Most beautiful perennial border plants producing tufts of soft green foliage, from which arise in continuous succession the stately blooms, on stems 3 feet high. They prefer rich, moist soil. Do not disturb plants after they are once established. If the flowers are cut as they mature, they will continue to bloom from June until frost.

Pkt. 10c; $\frac{1}{4}$ oz. 25c; $\frac{1}{2}$ oz. 40c; oz. 70c.

SELECTED FLOWER SEED—Continued

Marigold



This is a fine old-fashioned garden plant with a brilliant display of yellow and orange flowers. The foliage is bright green. The African varieties are tall, usually one and one-half to three feet, and are well adapted for large beds, backgrounds or mixed borders, while the French are more dwarf and are often used for borders and pot culture as well as bedding.

For best results start seed early indoors and transplant six inches apart when danger from frost is over, but good blooms of both varieties of Marigold are often successfully obtained from seed planted in the open ground after danger from frost is past. Make the rows one foot apart. Use well pulverized soil, preferably light sandy loam and cover the seed with about one-fourth inch of fine soil firmly pressed down. When about two inches high, thin six to twelve inches. Hardy annuals; in bloom till frost comes.

AFRICAN DOUBLE, MIXED—A well-balanced mixture. Pkt. 10c; $\frac{1}{4}$ oz. 25c; $\frac{1}{2}$ oz. 40c.

FRENCH DOUBLE MIXED—Includes wide range of colors. Pkt. 10c; $\frac{1}{4}$ oz. 25c; $\frac{1}{2}$ oz. 40c.

Mexican Fire Bush or Kochia

This most popular ornamental annual is also known as Summer Cypress or Burning Bush. Makes a pyramidal-shaped, cypress-like bush two to three feet tall, with feathery light green foliage, deepening until it becomes a lovely crimson hue about September. Excellent for hedges along garden walks. Sow outdoors early in spring, covering one-fourth inch deep. Make the rows two feet apart and thin eighteen inches apart. For earlier blooming start indoors and transplant to open ground. Pkt. 10c; $\frac{1}{4}$ oz. 20c.

Mignonette

A well known hardy annual, growing one foot high and producing dense cone-shaped flower-spikes. It is often used for cutting to combine in bouquets with other more pretentious flowers lacking its delicate and pleasing fragrance. Seed is usually sown outdoors after danger of frost is over and if sown at intervals in spring and early summer a succession of bloom, under favorable conditions, is assured till frost. Well pulverized soil, preferably light sandy loam, should be used and the seed covered one-fourth inch deep. Make rows one foot apart; thin to six inches. For very early blooming seed may be sown in the fall, or started indoors and transplanted. May also be grown in pots.

FINEST MIXED—Pkt. 10c; $\frac{1}{4}$ oz. 25c.

Nasturtium

For ease of culture, duration of bloom, brilliancy of coloring and general excellence, nothing excels these hardy annuals. All they need is a moderately good soil in a well-drained sunny position, and from within a few weeks from the time they are sown until hard frost comes there is an endless profusion of blossoms. After danger from frost is past, sow seed one inch deep and thin plants to 6 inches apart for Dwarf Varieties and 16 to 20 inches apart for Tall or Climbing Varieties. One ounce sows 15 feet of row.

TALL VARIETIES MIXED—A mixture of the best giant flowering varieties. Pkt. 5c; oz. 15c; 2 oz. 25c; $\frac{1}{4}$ lb. 45c; lb. \$1.35.

DWARF VARIETIES MIXED—A mixture of the very finest large flowering Dwarf Nasturtiums in existence. Pkt. 5c; oz. 15c; 2 oz. 25c; $\frac{1}{4}$ lb. 45c; lb. \$1.35.

Petunia

These tender perennials blooming the first year and growing about one and one-half feet high, are unsurpassed for massing in beds. They are also used along walks and driveways and are often grown in window boxes. Their richness of color, duration of bloom and culture will always make them popular. They endure drought exceptionally well. The seed may be sown outside in well prepared ground early in May; to facilitate sowing the seed may be mixed with sand or dry soil; scatter the mixture and just press in the ground. Thin the seedlings to 8 to 12 inches apart. It is an advantage to sow the seed which is very fine and costly, early in boxes in the house or hotbed for window boxes, baskets and also for bedding out.

DOUBLE PETUNIA—FANCY FRINGED—An excellent, carefully hand-pollinated strain yielding a large percentage of plants having double, finely fringed flowers. A splendid variety of colors and many beautiful combinations. Seed very costly. Pkt. 30c; 2 for 50c.

BURPEE'S DEFIANCE—This strain of Petunias has a reputation for enormous size and range of colors. The colors are indescribably rich and varied, including many fine self colors and a good assortment of mottled, striped, blotched, and veined flowers. Pkt. 25c; 2 for 45c.

BALCONY PETUNIA—For window or porch boxes, dry banks, terraces, or among rockwork, the Balcony Petunias supply an unsurpassed floral effect until frost. Flowers measure nearly 3 inches in diameter.

Pkt. 15c; 1-16 oz. 55c; $\frac{1}{2}$ oz. \$1.00.

ROSY MORN—Compact in habit of plant but producing throughout the summer an abundance of clear rosy pink flowers with white throat. An excellent sort for borders, edges or porch boxes. Pkt. 10c; $\frac{1}{2}$ oz. 35c; $\frac{1}{8}$ oz. 60c.

HYBRIDA, MIXED—A fine mixture of all bedding varieties and many others belonging to this class. Pkt. 10c; 1-16 oz. 20c; $\frac{1}{2}$ oz. 35c.

Phlox Drummondii

Nothing can surpass these beautiful annuals in the magnificent display of their many and brilliantly colored flowers. Sown in the open ground in the early spring or fall, they come into flower in June, and are literally covered with bloom till frost. Use well pulverized soil, preferably sandy loam. Make the rows one foot to fifteen inches apart and cover the seed with one-fourth inch of fine soil firmly pressed down. When two inches high, thin six to eight inches apart. The compact, bushy plants are beautiful for borders. They grow 15 inches tall. The closely formed flower-heads with their long stems will make fine cut-flowers.

FINE MIXED—Is composed of the finest and most distinct varieties and will give a greatly varied assortment of brilliant colors. The trusses are large, well rounded, and closely formed, and the individual florets are of the largest size.

Pkt. 10c; $\frac{1}{8}$ oz. 25c; $\frac{1}{4}$ oz. 40c.

SELECTED FLOWER SEED—Continued


Pansies

These well known hardy perennials are usually grown as annuals or biennials. They are not hard to cultivate and bloom profusely for many months.

Seed may be sown indoors very early in spring, or a little later in the open ground, and transplanted when an inch high. Such plants will commence to bloom in June. If sown in July, the plants will bloom in the fall, or if sown in September, the following spring. Well pulverized soil should be used and the seeds covered one-eighth to one-fourth inch deep with fine soil firmly pressed down. The largest and best flowers are produced by young plants which have been grown rather slowly in a partially shaded situation, and in very rich soil; coolness and moisture are necessary. A situation sheltered from high winds and exposed to the morning sun is most favorable and frequent sprinklings are advantageous. Grown indoors pansies make a good winter blooming pot plant.

GIANT TRIMARDEAU MIXED—A complete mixture of all the giant flowering varieties. Flowers of richest and most varied shades. Plants very hardy and vigorous.

Pkt. 10c; 1-16 oz. 20c; $\frac{1}{8}$ oz. 35c; $\frac{1}{4}$ oz. 55c.



Giant Trimardeau Pansies

Portulaca

(Sun Plant or Moss Rose)

A very beautiful hardy annual, unsurpassed in brilliancy. The plants are low-growing and creep along the ground. They thrive well in almost any location and can withstand the hottest summer weather. The finest flowers are produced the latter part of August and in September, when there are heavy dews at night. Sow seed outdoors, after weather is warm and settled, where the plants are to stand in rows one foot apart. They should have a sunny situation. Well pulverized soil should be used but it does not need to be rich. Cover seed about one-eighth inch deep. Thin to two inches apart. For massed beds seed can be sown broadcast, the soil sifted on and the whole bed carefully pressed with a board. Height about nine inches.

DOUBLE MIXED. Is unsurpassed for brilliancy and beauty. Pkt. 10c; 1-16 oz. 30c.

Periwinkle—Vinca

These are very bright annuals with dark glossy green leaves and large showy rose-colored phlox-like flowers. The compact plants row 12 inches tall. Excellent for beds, borders and window boxes. Blooms during summer and fall. Sow seed thinly after the ground is warm and thin to stand 6 inches in the row. Early growth is rather slow. Pkt. 10c; $\frac{1}{4}$ oz. 40c; $\frac{1}{2}$ oz. 70c.

Poppies

These most beautiful hardy annuals and perennials are of easy and quick growth. Their gorgeous flowers are borne throughout the summer.

As early in spring as ground can be worked sow the seed, which is quite small, where the flowers are to bloom as the annual varieties do not bear transplanting. Pulverized soil, preferably light sandy loam, should be used. Make rows fifteen inches apart and cover seed one-fourth inch deep. When two inches high, thin from six inches to one foot.

CALIFORNIA POPPY—ESCHSCHOLTZIA—A hardy annual one foot high. Valuable for growing in flower beds or borders, also for cut flowers. Very prolific bloomers, if kept picked. Sow where plants are to bloom.

Extra Golden—True California Poppy. Rich orange, single large flowers.

Pkt. 10c; $\frac{1}{2}$ oz. 30c; oz. 50c.

SHIRLEY, DOUBLE HYBRIDS—These beautiful new hardy annuals produce large double and semi-double flowers in a wonderful range of colors. They are remarkable for their many delicate shades. about 20 inches high.

Pkt. 10c; $\frac{1}{2}$ oz. 30c; oz. 50c.

DOUBLE PEONY-FLOWERED, MIXED—Large double flowers of all colors, borne most profusely. They are hardy annuals and closely resemble a small Peony. About 2 ft. high.

Pkt. 10c; $\frac{1}{2}$ oz. 30c; oz. 50c.

ICELAND POPPIES—While these are hardy perennials, they flower the first year from seed, blooming almost as quickly as the annual sorts. They are of graceful neat habit, with bright green fernlike foliage, formed in tufts, from which issues slender stalks from 12 to 18 inches high, bearing their brilliant flowers in endless profusion; most useful for cutting, for which purpose pick when in bud, and, if the seed pods are picked off, continue in flower the entire season. They remain evergreen throughout the winter, coming into bloom early the following spring. Mixed colors in shades of yellow, white and orange scarlet; Pkt. 10c; $\frac{1}{8}$ oz. 30c; $\frac{1}{4}$ oz. 50c.

ORIENTAL POPPIES—These hardy perennials should be sown in early spring in the open ground as soon as it is fit to work. The plants disappear during July and August, appearing again as soon as the weather gets cool. Sow seeds where plants are to bloom. It is well to mark the places where they are planted with a stake to insure the roots against disturbance during their annual resting period.

The scarlet blooms are carried on long heavy stems about 2½ feet high. Pkt. 10c; $\frac{1}{8}$ oz. 30c;

Scabiosa or Mourning Bride

This hardy annual is an old fashioned but most attractive flower. Its great abundance and long succession of rich colored, fragrant blossoms on long slender stems nearly 2 feet in length, make it one of the most useful decorative plants of the garden. Desirable for cutting as well as for beds and borders. Flower heads about two inches across; florets double, surrounding a thimble-shaped cone, resembling a pin cushion. Seed may be sown as soon as ground can be worked; for earlier blooming sow in hotbed early in spring and transplant 18 inches apart.

LARGE FLOWERED DOUBLE MIXED—A complete mixture of all the finest colors.

Pkt. 10c; $\frac{1}{4}$ oz. 30c; $\frac{1}{2}$ oz. 50c.

SELECTED FLOWER SEED—Continued

Sweet Peas



Sweet Peas should have a place in every garden. Their long blooming season extends from early summer until very hot dry weather and no other climber equals it for cutting either for use in bouquets or for table decoration.

CULTURE—Early in spring make a trench three to four inches deep in rich, mellow soil, so arranged that no water can stand in it and plant the seed in the bottom, covering at first only one inch deep. Sweet Peas are often a little difficult to start. If the soil is too dry they will remain a long time without germinating; if it is too wet and cold they will not sprout at all. In soils composed largely of clay, put about one inch of sand in the bottom of the trench and sow the seed on this, covering with more sand. Cover the row with a board to shed the rain and protect the soil from the hot sun but remove this as soon as the young plants appear. When the plants are two inches high, cultivate and as they grow gradually fill up the trench. When the plants are about five inches high it is desirable to furnish some support for the vines to run upon, preferably a wire netting firmly supported by stakes to prevent sagging, but strings or brush are often used with satisfactory results.

Early planting, thorough cultivation and plenty of fertilizer are necessary for best results. Roots should not be allowed to become too dry. Water should be applied thoroughly once or twice a week in dry weather, early in the morning or late evening.

Fall planting, usually after October 15th, has proven very successful in this section and often insures better growth and earlier blooming. Planting is the same as in spring except that the seed should be firmly covered with soil which should be somewhat ridged above the rows to improve drainage. In freezing weather the rows should be covered with a mulch of litter or manure which should gradually be removed upon the approach of warm weather.

The blooms should be picked before they form pods or the plants will soon stop flowering.

One ounce will plant a single row of 25 feet. **SPENCERS OR ORCHID FLOWERED, MIXED**—This mixture contains the cream of the finest named Spencers, which are the largest sweet peas grown. Pkt. 10c; oz. 25c; $\frac{1}{4}$ lb. 75c; lb. \$2.25.

Scarlet Sage or Salvia

The well-known Scarlet Sage is a handsome flowering, tender perennial of branching, bush-like growth. To have Salvia in bloom early in summer, the seed should be sown in March, in boxes of light rich soil, $\frac{1}{4}$ inch deep; placed in a warm, sunny window, and when the young plants are well started, they should be set in pots and kept growing rapidly until the nights are warm. Then they should be planted 3 feet apart in the flower-bed.

SPLENDENS (Large Flowering Scarlet Sage). This is by far the largest-flowering variety of Scarlet Sage. Well-grown plants measure 4 feet across and 3 to 4 feet high.

Pkt. 10c; 1-16 oz. 30c; $\frac{1}{2}$ oz. 50c. $\frac{1}{4}$ oz. 85c.

Salpiglossis or Velvet Flower

These Petunia like flowers are easily grown and make very showy bedding or border plants with richly colored, funnel-shaped flowers which are borne on long graceful stems. The flowers of purple, scarlet, crimson, yellow, buff, blue or almost black are beautifully veined or penciled. They are produced abundantly during the entire summer, and are certainly worthy of more general cultivation than they have heretofore had. As they lend themselves readily to artistic arrangement they are very desirable for cut flowers.

For early blooming seed may be started indoors as early as the middle of March and the young plants set out in the garden one foot apart, or seed may be sown outdoors after settled warm weather. Blooms from August to October. Half hardy annual; about two feet high.

LARGE-FLOWERED MIXED—Flowers of many beautiful shades, finely veined or penciled. A choice mixture of large flowering varieties. Pkt. 10c; $\frac{1}{2}$ oz. 30c; $\frac{1}{4}$ oz. 50c.

Stocks or Gilliflower

The Stock is one of the most popular annuals, either for bedding or pot culture; for brilliancy and diversity of color, fragrance, profusion and duration of bloom it is unsurpassed. Sow outdoors early in spring, using well fertilized, carefully pulverized soil and cover seed with one-fourth inch of fine soil firmly pressed down. Make the rows fifteen inches apart; thin to six inches apart. For earlier blooming start indoors and transplant when the ground is warm.

TEN WEEKS MIXED—A large flowering, double, early blooming variety of many fine color shades, borne profusely on strong, stocky spikes. Height 15 to 18 inches. Pkt. 10c; $\frac{1}{2}$ oz. 35c.

CUT AND COME AGAIN—Beautiful mixture of double flowers borne on fine strong stems. Particularly fine for cutting. Grows 18 inches tall. Pkt. 10c; $\frac{1}{2}$ oz. 35c; $\frac{1}{4}$ oz. 55c.

Straw Flower or Everlasting

Large full, double daisy-like flower heads with prominent center, produced in various shades on stems of good length. They make a fine effect in beds and borders and as cut flowers, and also desirable as dried specimens and for use in making winter bouquets. For this purpose the flowers should be gathered when on the point of expanding. Sow early in spring; cover with $\frac{1}{4}$ inch fine soil; thin to one foot apart each way. Hardy annual; two to two and one-half feet high.

CHOICE MIXED—Contains all the brightest colors properly blended. Pkt. 10c; $\frac{1}{4}$ oz. 35c.

SELECTED FLOWER SEED—Continued

Snapdragons

Antirrhinums or Snapdragons are undoubtedly one of the best cut flowers which can readily be grown from seed, while for beds or borders they are a constant source of pleasure, being in flower all the time. For blooms the first season outdoors, sow seed very early under glass and transplant to open border as soon as the ground is warm and dry, in rich loamy soil in a sunny situation, setting one foot apart each way and giving them plenty of water, cover plants with a mulch on approach of cold weather. Seed may be sown in the open from May to September; cover thinly with fine soil firmly pressed down. Thin to twelve inches apart. Fall grown plants may be transplanted into pots and flowered in the house. Snapdragons are hardy annuals or biennials which bloom the first year, and so they are treated like annuals and sown every year.

HALF DWARF MIXED—A complete mixture of the tallest of this variety growing about 16 inches high. Covered with magnificent spikes in brilliant colors. Pkt. 10c; 1-16 oz. 35c.

Sunflowers

Hardy annuals, which grow readily in almost any soil but do best on unshaded land well supplied with moisture. Sow seed outdoors in spring after danger of frost is over, in rows two to three feet apart and cover about one-half inch deep. When the young plants are about four inches high, thin to 2 feet apart.

DOUBLE CHRYSANTHEMUM-FLOWERED—A wonderful Sunflower with fully double blooms like a giant Chrysanthemum 6 to 8 inches in diameter. The heads are made up of thousands of small fringed petals, forming a broad thick flower. The plants grow nearly 7 feet tall and are covered with the mammoth blooms. The color is a bright golden yellow.

Pkt. 10c; ½ oz. 35c; oz. 55c.

MINIATURE—Covered with hundreds of small double flowers; of brightest yellow, of pyramidal growth, with bright neat foliage. Grows 3 feet tall. The flowers are fine for cutting.

Pkt. 10c; ½ oz. 25c; oz. 40c.

LARGE RUSSIAN—This has very large single heads borne at the top of a single unbranched stalk often 10 ft. tall. Used extensively for feeding poultry and is an excellent egg producer. Sow seed as soon as ground is fit for planting corn, in rows three to four feet apart and at least two feet apart in row. Cultivate the same as corn. This variety will yield 1000 pounds or more of seed per acre. Sow 5 lbs. to the acre in drills 36 inches apart.

Pkt. 5c; ½ lb. 20c; lb. 30c; 2 lbs. 55c.

For larger quantities inquire for prices.

Sweet William

A well-known, attractive, free-flowering hardy perennial, growing about 1½ ft. high and producing a splendid effect in beds and borders with their rich and varied flowers. The colors are exceedingly varied, ranging from white through many shades of rose, lilac, red, carmine, crimson and maroon to nearly black, usually two shades to each plant. Seed may be sown outdoors any time from very early in the spring until the early fall, preferably in rich, mellow soil, in rows one foot apart. Cover seed with one-fourth inch of fine soil firmly pressed down. When two inches high, thin to six inches apart. There are usually no flowers until the second season, but if seed is started very early under glass and transplanted, blooms may be had late in autumn. The old clumps may be divided but it is usually more satisfactory to start vigorous young plants each year.

DOUBLE MIXED—Fine double flowers in a great variety of colors. Excellent for beds or borders. Pkt. 10c; ½ oz. 25c; ¼ oz. 40c.

Verbena

One of the most popular flowers lending itself willingly to many uses. For beds, borders, mounds, vases and window boxes it is particularly fine, and is frequently used for an undergrowth to tall plants like lilies. Verbenas usually flower well from seed sown in open ground in May. Germination will be hastened if the seed is soaked in lukewarm water before planting. It is desirable to have the soil well fertilized and carefully pulverized. Cover seed about one-fourth inch deep. When the young plants have three or four leaves transplant in rows two feet apart and about twenty-four inches apart in the row, choosing preferably a sunny situation. Earlier blooming may be had if plants are started indoors and transplanted in the open ground after danger of killing frost is over. Hardy annual trailer one foot high.

MAMMOTH MIXED—Extra choice mixture of large flowering varieties.

Pkt. 10c; ½ oz. 30c; ¼ oz. 50c.

Wallflower

A favorite garden flower, producing large spikes of fragrant blooms of many colors. Useful for beds, borders and winter house plants. Sow early and transplant while small. As cold weather approaches put into pots for winter blooming. Tender perennial growing about 1½ ft. high.

TALL DOUBLE MIXED—The spikes are closely set with double flowers of many shades, including chocolate-brown, orange, purple, crimson, bright red, and many other fine colors.


Pkt. 10c; 1-16 oz. 40c; ½ oz. 70c.

Wild Garden Flowers

Under this heading we offer a mixture of the easiest and surest growing flowers that can be sown broadcast or in drills and which, with little care, will produce a bright effect in places that otherwise would be nothing but a collection of unsightly weeds. This mixture will furnish an abundance of flowers for cutting. Sow the seed in well prepared open ground, when danger of cold weather is past, covering lightly with finely pulverized soil firmly pressed down. Keep the weeds out and water occasionally in dry weather. Pkt. 10c; oz. 25c; ¼ lb. 70c; 1 lb. \$2.25.

Zinnia

Zinnias grow well and bloom freely even under the most adverse circumstances of location and weather, and may be counted upon for a continuous show of blooms from July until frost. Sow the seed early in spring, in open ground in good rich soil, in rows one and one-half feet part, covering about ¼ inch deep. When the plants are one to two inches high, thin to six inches apart. Half hardy annual growing two to three feet tall. Start under glass for earlier blooming.



Zinnia

GIANT MAMMOTH MIXED—This magnificent large-flowered type is unsurpassed. The blooms are of immense size when well grown, averaging 3¼ to 4¼ inches in diameter and often 3 to 4 inches in depth.

Pkt. 10c; ½ oz. 20c; ¼ oz. 35c; ½ oz. 55c.

DAHLIA FLOWERED MIXED—A complete mixture of all the best colors. Flowers are borne on long sturdy stems above the foliage from midsummer until frost. Flowers of immense size.

Pkt. 10c; ½ oz. 30c; ¼ oz. 50c; ½ oz. 85c.

VINES OR CLIMBING FLOWERS

Balloon Vine or "Love in a Puff"

A graceful tender annual climber, rapidly growing 6 to 10 feet high. Small white flowers, which eventually turn into a seed pod resembling a balloon and for this reason of great interest to children. Sow the seed outdoors in open ground early in spring. Covering with $\frac{1}{2}$ inch of fine soil. Plant should have some support to run upon.

Pkt. 10c; $\frac{1}{4}$ oz. 15c; $\frac{1}{2}$ oz. 25c.

Black-Eyed Susan or Thunbergia

A half hardy annual and very elegant, slender-growing climber rapidly covering wire trellises and also useful for vases in the garden or house. Grows about 4 ft. high. They are very attractive if grown simply trailing on the ground. The flowers are white, light yellow and deep orange with a black eye. Blooms continuously from June until October. Sow the seed indoors in March or April or out doors in May. Thin out or transplant to twelve inches apart.

Pkt. 10c; $\frac{1}{2}$ oz. 25c; $\frac{1}{4}$ oz. 40c.

Cardinal Climber

A rapid growing annual climber which if planted in a warm, sunny situation, will attain a height of twenty feet in a season. The brilliant scarlet flowers are not large, but are borne in such profusion as to almost cover the vines from top to bottom. They bloom all during summer and fall until frost. The foliage is quite dense and the leaves fringed. Seed is usually sown outdoors early in spring in the row where the plants are to remain. Cover seed one-half inch deep. Germination will be hastened if the soil is warm and kept in moist condition. Thin the young plants six to eight inches apart. If very early blooming is desired, seed should be started indoors.

Pkt. 10c; $\frac{1}{2}$ oz. 40c; $\frac{1}{4}$ oz. 75c.

Clematis-Paniculata

Splendid hardy perennial climber growing 12 to 15 feet and covered with a dense mass of pure white star-like fragrant flowers that bloom for several weeks. A fine climber for porches, etc., and very easily grown. Sow early in the spring in open ground covering seed lightly with finely pulverized soil firmly pressed down.

Pkt., 10c; $\frac{1}{2}$ oz., 20c; $\frac{1}{4}$ oz., 30c.

Cobaea Scandens or Cathedral Bells

A half hardy perennial of rapid growth, attaining a height of 20 feet during the season; valuable for covering trellises, arbors, trunks of trees, etc., will cling to any rough surface. Large, bell-shaped blue flowers. In planting, place seeds edgewise and merely cover with light soil; to get early results start the seed indoors in March or April in rather dry soil, or sow out-of-doors in May. Pkt. 10c; $\frac{1}{4}$ oz. 30c; $\frac{1}{2}$ oz. 55c; oz. \$1.00

Cypress Vine

One of the most popular vines, with very delicate fern-like foliage, and masses of beautiful, small, star-shaped scarlet flowers. Sow in May, first soaking the seeds in warm water for a few hours; cover seed one-half inch deep. Soil should be warm and kept moist. Tender annual growing 15 feet tall. May be grown in porch or window boxes. Pkt. 10c; $\frac{1}{2}$ oz. 25c; oz. 45c.

Kenilworth Ivy

A well-known trailing tender perennial which will seed itself from year to year and is most useful for covering rock-work or stumps. Small, inconspicuous, lilac-colored flowers. Sow early in spring in open ground, covering seed lightly with pulverized soil firmly pressed down. It can be sown in boxes or hanging baskets any time of the year. Grows about 4 ft. high.

Pkt. 10c; $\frac{1}{4}$ oz. 30c; $\frac{1}{2}$ oz. 55c.

Kudzu Vine

This is a perennial climber which yearly starts new shoots from the crown of the roots. One of the most rapid growing of all climbers, providing a dense screen of large, rich green leaves. The purple flowers are borne in clusters. Well-grown vines attain a height of 40 to 50 feet in a single season. The seed can be started indoors in March or in open ground in May. Protect the roots with straw during severe freezing. Soak seed before planting.

Pkt. 10c; $\frac{1}{4}$ oz. 35c; $\frac{1}{2}$ oz. 55c; oz. 85c.

Moon Flower

These beautiful tender annuals grow rapidly and will reach a height of 20 to 30 feet. The foliage is large, dense and luxuriant, affording splendid shade for porches. Plant the seed one inch deep in rich soil in spring when the ground is warm, soak seed for 12 hours in warm water before planting. The flowers open at sundown.

WHITE-SEEDED—The vines bear thousands of immense white flowers, many measuring 6 inches across. Pkt. 10c; $\frac{1}{2}$ oz. 30c; oz. 50c.

Morning Glory

A handsome showy climber of easy culture and suitable for covering arbors, windows, trellises, old stumps, etc. The flowers are most brilliant in the morning. Hardy annual, growing 15 ft. high. Seed is sown outdoors early in spring in row where plants are to remain. Well pulverized soil should be used and the seed covered $\frac{1}{2}$ inch deep.

IMPERIAL JAPANESE, MIXED—A strong grower with enormous flowers in many soft and delicate shades. Do not sow until the weather is quite warm and the nights are settled. It climbs readily and blooms freely. Pkt. 10c; $\frac{1}{2}$ oz. 20c.

Scarlet Runner

An annual, growing 15 feet high. This bean produces a rapid growing vine; bearing large sprays of bright scarlet flowers. Very ornamental. Sow three inches deep, when all danger of frost is past. Thin to stand 12 to 18 inches apart.

Pkt. 5c; $\frac{1}{4}$ lb. 15c; $\frac{1}{2}$ lb. 30c.

GOURDS

Interesting and very useful trailing annuals with curiously shaped fruit, commonly known as Ornamental Gourds. The vines are of easy culture and make a rapid growth, so are much used for covering old fences, trellises, stumps, etc. The foliage is ornamental, and the markings of some of the fruit extraordinary. Do not plant the seed till danger of frost is over, and select light, rich soil and a sunny situation. Leave 2 or 3 plants to a hill and water freely.

MIXED GOURDS—This includes a general mixture of all the different gourds from the small to the large-fruited varieties.

Pkt. 10c; $\frac{1}{2}$ oz. 25c; oz. 40c.

Castor Oil Bean—Ricinus

A half hardy annual growing 12 to 14 feet high and producing ornamental plants with palm like foliage and showy fruits, giving to the garden magnificent sub-tropical effects; even a single plant forming a pyramid of leaves. Also considered valuable as an aid in driving moles out of the garden. Castor Oil Bean is a gross feeder and does best in rich moist soil.

CHOICE MIXED—Very beautiful and of tall, strong growing habit in many beautiful colors. They need no support.

Pkt. 10c; oz. 20c; 4 oz. 55c; lb. \$1.90

CHEROKEE BRAND CLOVER SEED

"Cherokee Brand"

Represents a superior quality of Clover Seed re-cleaned and tested for high purity and strong germination. The sowing of clover seed is absolutely essential to proper rotation of crops and to keep up the fertility of the land. Inoculate all clovers with Stimugerm.

Red Clover

This valuable perennial is not only one of the most excellent Hay and Forage crops, but it is a great soil improver. Red Clover can be cut 2 or 3 years from one seeding, and on good land will yield two cuttings per year. When sown alone use 10 to 12 lbs. per acre, $\frac{1}{2}$ to 1 in. deep. Excellent results are obtained by sowing for hay, a mixture of 1 bu. of Orchard Grass, 1 bu. Tall Meadow Oat Grass with 8 lbs. of Red Clover to an acre. If to be used also for pasture, an addition of 6 lbs. Red Top or Herd's Grass to the above mixture will increase the pasturage.

AMERICAN GROWN—Postpaid lb. 45c; 2 lbs. 85c; pk. \$5.25; $\frac{1}{2}$ bu. \$10.00; bu. (60 lbs.) \$19.00

Not prepaid (bags extra) about \$18.00 per bu.

NORTH EUROPEAN GROWN—Postpaid lb. 40c; 2 lbs. 75c; pk. \$4.50; $\frac{1}{2}$ bu. \$8.50; bu. (60 lbs.) \$16.00. Not prepaid (bags extra) About \$15.00 per bu.

Mammoth or Sapling Clover

This is similar to Red Clover, both in appearance of the seed and its habits of growth, the difference being that it usually grows larger and is later in maturing. It is considered superior as a soil improver on account of the extra growth. It is a good variety for thin soils, or to seed with Timothy, as it matures about the same time. Some 10 to 12 lbs. per acre by itself or 6 lbs. of Clover and 8 lbs. of Timothy. Postpaid lb. 45c; 2 lbs. 85c pk. \$5.65; $\frac{1}{2}$ bu. \$10.50; bu. (60 lbs.) \$20.00. Not prepaid (bags extra), about \$19.00 per bu.



Red Clover

Alsike Clover

Alsike clover grows thicker, has a finer stem than red clover, has plenty of leaf, and makes better hay and more and better grazing than red clover and will grow on soils too acid, too wet, or too deficient in lime to produce a paying crop of other clovers. It is harder and will stand greater extremes of heat and severely cold weather than any other clover. It is adapted to a variety of soils, succeeding on light upland and loamy as well as on bottom lands; alsike clover hay also contains a higher per cent of digestible protein. Sow 6 to 8 lbs. per acre. $\frac{1}{2}$ to 1 inch deep.

Postpaid lb. 35c; 2lbs. 70c; pk. \$4.80 $\frac{1}{2}$ bu.\$9.50 ; bu. (60 lbs.) \$18.00.

Not prepaid (bags extra), about 17.00 bu.

Crimson Clover

An annual of French origin, makes a growth from 20 to 30 inches high, has a bright crimson blossom from $1\frac{1}{2}$ to 3 inches long, and when in full bloom, is a thing of beauty. It is a winter crop, and should be sown in July, August or September. As a manurial crop its worth in fertilizer value is hard to compute, being equal to one to three tons of commercial fertilizer.

Sow Crimson Clover on every piece of land that will be unoccupied by another crop next winter. Whether you grow it for grazing, for hay or for improving your land, it will pay handsomely.

If sown at last working of corn there is no extra labor involved and the only expense is the cost of the seed. Sow 15 to 20 lbs. per acre, 1 to 2 in. deep. Seed should be inoculated with Stimugerm. Write for prices.

White Dutch Clover

This perennial does well in nearly all parts of the South. In this section it is indigenous to all kinds of soils. Is especially valuable and largely used in Lawn and Pasture Mixtures. It makes a small, close, compact growth. If sown alone, sow 6 to 8 lbs. an acre; more largely sown with other grasses; in this case, use half the amount. Sow in either spring or fall, but not in hot summer weather. Postpaid lb. 55c; 2 lbs. \$1.00; 5 lbs \$2.25; 10 lbs. \$4.25. Not prepaid (bags extra), lb.45c; 2 lbs. 85c; 5 lbs. \$2.00; 10 lbs. \$3.90.

White Blossom Sweet Clover (Scarified Seed)

Sweet Clover (a biennial) is becoming more popular each year on account of the large amount of forage it produces. It can be grown very easily on almost any soil. When cutting for hay, cut it tall; then you will have a good second crop as the tall stubble will bud out all around the stalk and many new shoots will start up. If cut low, within three or four inches of the ground, no second growth will result and the roots will die. This applies also to pasturing. Do not turn stock into Sweet Clover pasture until the growth is at least a foot and a half tall. If this is done, the new growth will furnish constant pasture all season. Very valuable for bee pasture. Always inoculate seed with Stimugerm. Sow 12 to 14 lbs. per acre, $\frac{1}{2}$ to 1 inch deep. Postpaid lb. 20c; 2 lbs. 35c; pk. \$2.30; $\frac{1}{2}$ bu. \$4.25; bu. (60 lbs.) \$8.00. Not prepaid (bags extra), about \$7.00 bu.

Japan Clover or Lespedeza

Recommended especially for grazing crop on waste or idle lands and worn out soils. Once started it soon spreads but does not become a pest as it is easily subdued by cultivation. Roots penetrate and break up hard sub-soils and gather nitrogen from the air. Relished by stock. Sow in spring or fall 20 to 25 lbs. per acre. Can be sown with other clovers, Red Top, and Bermuda Grass. Postpaid lb. 35c; 2 lbs. 65c; 5 lbs. \$1.45; 10 lbs. \$2.80; bu. (25 lbs.) \$6.75. Not prepaid (bags included), about \$6.25 bu.

Korean Lespedeza

This is well adapted for high altitudes where ordinary Japan Clover will not reseed. It starts earlier in the spring, has larger foliage, grows more rapidly, and is ready to graze before the ordinary variety. The roots penetrate about eight inches, making it highly drought resistant. Grows well on poor dry lands, as well as acid soils. Postpaid lb. 55c; 2 lbs. \$1.05; 5 lbs. \$2.55; 10 lbs. \$5.00; bu. (25 lbs.) \$11.75.

Not Prepaid (bags included), about \$11.25 bu.

BEFORE BUYING CLOVERS ASK FOR CURRENT PRICES.

ALFALFA OR LUCERNE

Alfalfa is a good investment on certain kinds of land in Western North Carolina. Once established, it lasts for years and yields 3 to 5 cuttings of nutritious and palatable hay each season. To insure permanency, it must be cut every time it comes into bloom. It does not exhaust the soil, but enriches it.

Sow Alfalfa only on deep, well-drained, good land that is not underlaid by a stiff, hard pan that the roots cannot penetrate. The land should contain an abundant supply of decomposed vegetable matter; a green crop turned under and lime at the rate of three tons to the acre. Do not sow on weedy land and keep free from weeds at all times. Do not attempt to grow Alfalfa without inoculating, except on fields where it has previously been grown. Sow 300 to 500 lbs. of soil from an Alfalfa Field on each acre; or use Stimugerm, described on this page.

Sow 20 to 30 lbs. to the acre broadcast. In the spring sow about the same time as oats are sown in this section. It may also be sown from August to October 1st. Cover one inch deep in light, loamy soil, three-fourths to one inch in heavier soils. We offer North Western grown seed, a type that has done well in Western North Carolina. We do not advise alfalfa unless soil and drainage conditions are right and the planter is willing to start the crop correctly as outlined above. Postpaid, lb., 40c; pk., \$5.00; ½ bu., \$9.75; bu (60 lbs.), \$19.00. Not prepaid (bags extra), pk., \$4.75; ½ bu., \$9.25; bu., \$18.00. Before buying, ask for current prices.



The Best Inoculation for All Legume Seeds

Means Better Soils Better Crops Less Fertilizer Expense

Seeds of all legumes—Clovers, Alfalfa, Sweet Clovers, Beans, Peas, Vetches, and Soy Beans,—will yield far better results if inoculated with Stimugerm, and, in addition, leave in the soil a heavy deposit of nitrogen which benefits all succeeding crops in the rotation.

WHAT STIMUGERM WILL DO

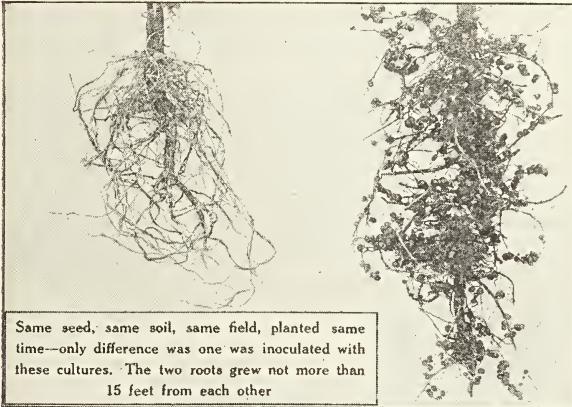
Stimugerm will reduce your fertilizer bills, give you larger crops, and improve your soil by producing nodules on the roots of legumes, as shown in the illustration above. No other inoculant is as strong and virile. No other inoculant will give the profusion of nodules.

When ordering, be sure to state what crops you wish to inoculate.

Price for Soy Beans, Canada Field Peas and Vetch.

½-bus. size	\$0.35
1-bus. size	\$0.60
2-bus. size	\$1.10
5-bus. size	\$2.25

Special Garden Size for Garden Peas, Beans, and Sweet Peas, will inoculate 15 lbs. of seeds, 25c.



Same seed, same soil, same field, planted same time—only difference was one was inoculated with these cultures. The two roots grew not more than 15 feet from each other


Prices for Clovers and Alfalfa

¼-bus. size	\$0.35	1 -bus. size	\$1.00
½-bus. size60	2½-bus. size	2.25
10-bus. size	\$8.00		

FLOWER BOXES AND STANDS



These FLOWER BOXES are made of coppered steel, coated with lead, which will not rust or deteriorate like galvanized iron. They have a patented self irrigating and air-circulating system. Finished in Old Ivory, Red or Green. All sizes are 6 inches deep and 7 inches wide.



THESE STANDS for flower boxes are very strong and have rubber tips on legs to prevent scratching hardwood floors. They are shipped unassembled and go together with bolts furnished.

	Postpaid Not Prepaid	
26 inches long.....	1.70	1.50
32 inches long.....	2.20	2.00
38 inches long.....	2.75	2.50
44 inches long.....	3.25	3.00

	Postpaid Not Prepaid	
26 inches long, 24 inches high.	\$2.80	\$2.50
32 inches long, 24 inches high.	3.10	2.75
38 inches long, 24 inches high.	3.30	3.00
44 inches long, 24 inches high.	3.60	3.25

CHEROKEE BRAND GRASS SEED

Timothy

This most important perennial ranks unsurpassed as the hay producer of America. All livestock, especially horses, relish and thrive on it. Timothy prefers good stiff loamy soils containing an abundance of moisture, and is peculiarly adapted for the heavy clay soils of mountainous districts. It is a rapid grower, producing the best crop the first year. However, by manuring or top-dressing with our special grass fertilizer the succeeding years may bring equally as good yields of this wonderful hay crop. Since it matures with Sapling Clover, Red Top, and Meadow Fescue, any or all of these are valuable additions both in production of larger yields of hay or grazing. If sown with Sapling Clover, the clover will help to supply nitrogen. 8 lbs. Timothy, and 6 lbs. Sapling Clover, to the acre.

A good pasture is 6 lbs. Timothy, 5 lbs. Red Top or Herds Grass, 7 lbs. Meadow Fescue and 5 lbs. Sapling Clover to the acre. Alone sow 12 to 15 lbs. to the acre. Postpaid, lb. 25c; 2 lbs. 45c; pk. \$1.85; ½ bu. \$3.25; bu. (45 lbs.) \$6.00. Not Prepaid (bags extra), about \$5.25 bu.

Orchard Grass



Orchard Grass

This deep rooted perennial grass is probably the best known and most universally used of all varieties of grass. It is very hardy and succeeds anywhere in the United States, yielding enormous crops of most nutritious hay for grazing. All livestock are very fond of it, green or dry, and it endures constant cropping better than any other grass. It has been found that Orchard Grass is peculiarly adapted for growing in the shade, and that while it succeeds well on soils of sandy texture, the ideal soils are clay uplands or stiff soils. For finest quality hay it

should be cut just before blossoming when the stem is less hard and the pitch of the stem is still soft and sweet. After being mown, Orchard Grass grows up quickly and yields a heavier aftermath than any other variety of grass. Since this variety grows in tufts, to obtain best results Red Clover or Tall Meadow Oat Grass, both of which mature at the same time, should be sown with Orchard Grass. The usual rate of seeding of such a mixture is 8 lbs. Red Clover, 14 lbs. Orchard Grass, and 11 lbs. Tall Meadow Oat Grass per acre, or 8 lbs. Red Clover and 21 lbs. of Orchard Grass per acre. Orchard Grass sown alone requires 2 bushels per acre. For pastures, Red Top, Kentucky Blue Grass, Canada Blue Grass, Rye Grasses, and Clovers, are very desirable additions to Orchard Grass. Fertilizer applied in March or April at the rate of 300 to 400 lbs. to the acre increase the yield. Postpaid lb. 35c; 2 lbs. 65c; ½ bu. \$1.65; bu. (14 lbs.) \$3.05. Not Prepaid (bags included) bu. \$2.75; 8 bu. or more \$2.65 bu.



Timothy

Tall Meadow Oat Grass

This perennial is most highly esteemed for pastures on account of its early and luxuriant growth of an abundant supply of foliage, which is greatly relished by cattle both during early spring and autumn. It is the first green grass of spring, and yields steady grazing until late fall, even during extreme drought or cold. For hay, two cuttings can be made each season, and for green feed four or five can be had under favorable conditions. It matures with Orchard Grass and Red Clover, and mixed with these produces large yields of finest quality hay. All pasture mixtures should be composed of a percentage of this excellent year-round grazing crop. Sow 25 or 30 lbs. to the acre in spring or fall.

Sown with Orchard Grass and Red Clover, use 11 lbs. Tall Meadow Oat Grass, 14 lbs. Orchard Grass and 8 lbs. Red Clover to the acre.

Postpaid, lb. 35c; 2 lbs. 60c; ½ bu. \$1.55; bu. (11 lbs.) \$3.00. Not prepaid (bags included) bu. \$2.50; 5 bu. or over, \$2.40 bu.

Bermuda Grass

This is a most valuable grass for pasturage, hay, lawns, etc., in the lowlands of the South, where other grasses do not grow well due to the extreme heat. It stands hot weather remarkably well. We do not advise sowing it in the mountain section of Western North Carolina, except for hillsides and railway embankments, to keep them from washing. The seed should be sown broadcast 7 to 10 lbs. to acre from end of April to July. Do not sow too early, as the seed will not germinate in cool weather. Cover seed lightly, not more than half an inch. As this grass is very hard to eradicate it should not be used for temporary pasture. Our seed is Arizona grown and forms a finer stem and grass than the ordinary sorts. Postpaid, lb. 55c; 5 lbs. \$2.30; 10 lbs. \$4.35. Not prepaid (bags included), lb. 45c; 5 lbs. \$2.10; 10 lbs. \$4.00.

CHEROKEE BRAND GRASS SEED—Continued**Red Top Or Herd's Grass**

A very hardy, native perennial grass well adapted for such a variety of situations that while succeeding best on moist lands, Red Top also flourishes in almost any soil and under all conditions, even withstanding hottest climates. Because it is perhaps our most permanent pasture grass every good hay and pasture mixture sown should contain a liberal quantity of this most excellent grass. It remains green for the greater part of the year, and its long trailing stems form a very close-matting turf that is not affected by trampling. Sow 10 or 12 lbs. to the acre.

Postpaid lb. 50c; 5 lbs. \$2.00; 10 lbs. \$3.75; 25 lbs. \$8.50; 50 lbs. \$16.25.

Not prepaid lb. 40c; 5 lbs. \$1.75; 10 lbs. \$3.40; 25 lbs. \$8.00; 50 lbs. \$15.50; 100 lbs. \$30.00.

Kentucky Blue Grass

This true perennial combines more true points of excellence than any other grass. It is the most widely distributed of all native grasses. The densely creeping root stock, spreading habit and smooth even growth of fine texture and richest green color render Kentucky Blue Grass highly suitable for producing the rich velvety green turf so envied in all good lawns. It forms an early close turf in almost any soil, dry, rocky, sandy or gravelly, and withstands dry weather admirably. It takes several years to establish a heavy sod, and should, therefore, be sown with other grasses. Soils of Western North Carolina should be heavily limed before sowing lawns of Blue Grass. It is also most valuable for pastures because of its productiveness and the wonderful nourishing qualities of the green food. Sow 25 to 30 lbs. per acre for pasture and 75 to 100 lbs. per acre for lawns.

Postpaid lb. 60c; 5 lbs. \$2.50; 10 lbs. \$4.75; 25 lbs. \$11.00; 50 lbs. \$21.25.

Not prepaid lb. 50c; 5 lbs. \$2.25; 10 lbs. \$4.40; 25 lbs. \$10.50; 50 lbs. \$20.50; 100 lbs. \$40.00.

Meadow Fescue Or Randall Grass

One of the grasses most used in permanent or temporary meadows for mowing or pasture as it remains green all winter. It succeeds best in cold, moist, light soils, in well-drained meadows and low valleys rich in organic matter. It reaches full development the second or third year, and then far exceeds most grasses in productiveness of a very superior feed, dry or green. After being mown, it grows up quickly. It is highly relished by cattle and is most nourishing. Sow 30 to 40 lbs. to the acre.

Postpaid, lb. 35c; 2 lbs. 65c; 5 lbs. \$1.50; 10 lbs. \$2.75.

Red Or Creeping Fescue

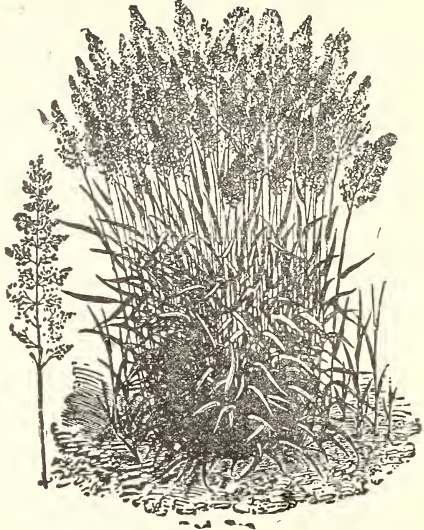
A creeping-rooted species forming a close and lasting turf, especially adapted for dry and sandy soils. Thrives on poor soils, gravelly banks and exposed hillsides. Valuable for shady places in lawns and golf courses. Sow 30 lbs. per acre.

Postpaid lb. 55c; 2 lbs. \$1.00; 5 lbs. \$2.35; 10 lbs. \$4.45.

Crested Dogstail

A true perennial, forming a smooth compact and lasting turf. It thrives best on rich, moist land, but is well adapted for almost any soil. The roots penetrate deeply into the ground, which enables it to withstand severe drought. It is extremely valuable both for lawns and pastures as a bottom grass, and thrives well in the shade. It is sown at the rate of 30 lbs. per acre alone, but recommended only for use in mixtures.

Postpaid, lb. 70c; 2 lbs. \$1.30; 5 lbs. \$3.00; 10 lbs. \$5.50.



Red Top or Herd's Grass

Perennial Or English Rye Grass

An early maturing, quick growing grass, making fine grazing and hay. Excellent mixed with other grasses, furnishing valuable permanent pasture and hay. It is also being largely sown in lawns. When sown alone, sow 30 lbs. to an acre. Postpaid, lb. 35c; 2 lbs. 65c; 5 lbs. \$1.35; 10 lbs. \$2.50.

Italian Rye Grass

This grass resembles English Rye Grass considerably, but is not recommended for lawns or golf courses. It is a very valuable, vigorous growing grass, suitable for furnishing in a very short time a splendid green pasture. It forms a good turf, and stands the dry weather remarkably well. This grass can be sown with success either in the fall of the year or very early spring. On rich land it will grow from 2 to 3 ft. high. When sown alone use 30 lbs. to the acre.

Imported. Postpaid, lb. 35c; 2 lbs. 65c; 5 lbs. \$1.35; 10 lbs. \$2.50.

Domestic. Postpaid, lb. 25c; 2 lbs. 45c; 5 lbs. 80c; 10 lbs. \$1.45.

Sheep's Fescue

Sheep's Fescue prefers dry uplands and thrives in poor shallow soils when other grasses fail. It is very hardy, resisting cold or extreme heat. Although of dwarf habit, it grows thickly, yielding large quantities of nutritious feed. It is largely used on lawns and golf courses on account of its fine foliage and dense dwarf growth. Sow 30 lbs. per acre. Postpaid, lb. 55c 2 lbs. \$1.00; 5 lbs. \$2.35; 10 lbs. \$4.45.

Creeping Bent Grass

This is a most valuable grass for lawns and putting greens. It is of rapid growth and spreading habit, and the stoloniferous roots which penetrate deep into the soil form a strong enduring turf that is actually improved by constant trampling. Creeping Bent is a grass of fine texture.

Postpaid—Lb. \$1.10; 2 lbs. \$2.10; 5 lbs. \$4.90; 10 lbs. \$9.60.

CHEROKEE BRAND GRASS SEED—Continued

Sudan Grass

A MOST VALUABLE HAY AND SUMMER PASTURE PLANT

Sudan Grass can be sown any time during the summer as a catch crop, and makes good pasture in thirty days from sowing. The cost of seeding per acre is low. It is strictly an annual and dies each year like Millet and must be seeded again each Spring. Sudan Grass grows tall, reaching a height of six to nine feet if cultivated. When sown broadcast it grows three to five feet high. If cut for hay when about two feet high, three crops can be harvested in one season. It should not be planted until the soil has become warm in the Spring.

Sudan Grass can be sown either in drills 2½ to 3 feet apart at the rate of 8 to 12 pounds to the acre, and cultivated like corn, or broadcast 20 to 30 pounds per acre.

Sudan Grass with Soy Beans produces a good yield of well balanced forage. Broadcast 50 lbs. Soy Beans with 10 lbs. Sudan Grass. Cut for hay about time Soy Beans are nearly full grown.

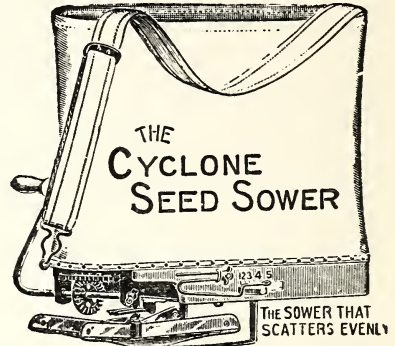
Postpaid, lb. 30c; 2lbs. 45c; 5 lbs. \$1.00
10 lbs. \$1.75; 25 lbs. \$3.75; 50 lbs. \$7.25.

Not prepaid (bags included) lb 20c; 5 lbs. 75c;
10 lbs. \$1.40; 25 lbs. \$3.25; 50 lbs. \$6.25;
100 lbs. \$12.00.

Rough Stalked Meadow Grass

A spreading, thickly matted, stoloniferous-rooted species, forming a fine turf and adapted for shaded portions of lawns. It thrives on rich, moist soil and in sheltered situations, but not on dry land. Valuable for forming bottom grass in mixtures for permanent pastures. Sow 20 lbs. to the acre. Postpaid, lb. 60c; 2 lbs. \$1.10; 5 lbs. \$2.60; 10 lbs. \$5.00

Cyclone Seed Sower



This sower is guaranteed to distribute seed perfectly and evenly, will not throw seed in an upward direction or against the operator, but direct and evenly to the land; sows clover, timothy, red top or herd's grass, oats, millets, sorghum cane, rye, wheat, buckwheat, turnip and other seeds that are sown broadcast. Time and money can be saved by the use of this sower. Price, \$2.00 each. Postpaid, \$2.15.

Wood Meadow Grass

This grass is especially fitted for shaded positions in the lawns and woodland parks, where other grasses will not grow. Very permanent and hardy, resisting extremes of heat and cold. One of the first grasses to show a rich growth in the spring. Creeping roots are formed under ground, and make a good turf. Excellent for pasture. Sow 30 lbs. to acre. Wood Meadow Grass is used in our Shady Park Mixture.

Postpaid, lb. 70c; 2 lbs. \$1.35; 5 lbs. \$3.25;
10 lbs. \$6.00.



Cherokee Pasture and Hay Mixture

It has been proven conclusively that many kinds of grass and clover seeds mixed together in proper proportion will produce on any soil a much larger yield and a more nutritious crop. It will give more cuttings and a longer period of grazing. Where a single grass is sown there will be vacant places that will fill up with weeds, while in a mixture there is seed adapted to all soils and as a result the whole surface will be covered with good grasses. Each and every variety of grass has its peculiar characteristics, some will withstand extreme drought, some are early and some are late and as a result a well-balanced mixture will give a green pasture under all conditions.

Our "CHEROKEE PASTURE MIXTURE" for upland and lowland is a mixture best adapted to the soils of Western North Carolina, and many of our customers that bought at first in small quantities are now sending in large repeat orders. The mixtures are giving the greatest satisfaction. When ordering, please state whether for upland or lowland. Sow 25 to 30 lbs. to the acre.

Postpaid, lb. 45c; 2 lbs. 80c; 5 lbs. \$1.75; 10 lbs. \$3.25; 25 lbs. \$7.50; 50 lbs. \$14.00.

BEFORE BUYING GRASS SEED WRITE FOR CURRENT PRICES.

MISCELLANEOUS AND FORAGE CROPS

Buckwheat

Buckwheat will make a crop quicker than any other grain, does well on any land but it is especially adapted to poor land. It is easy to grow and a good soil improver. When turned under it is fine to smother out weeds. Largely grown for bees, greatly increasing the production of honey. Should not be sown until eight or ten weeks before frost, as the grains will not form in hot weather. Sow one bushel to the acre.

JAPANESE—The earliest and most prolific of all buckwheat, makes the largest grain, and makes fine flour.

Postpaid, lb. 20c; 2 lbs. 30c; ½ pk. 60c; pk. 90c; bu. (48 lbs.) \$2.85.

Barley (Beardless)

Beardless Barley makes a bigger yield and is taller, larger and stiffer than the bearded variety. Being beardless it is easily handled, and can be fed to stock without danger, same as oats; cattle are very fond of the hay; heads are six-rowed; hulls remain tight after being cut; long heads; ripens 60 to 90 days. Can be sown in August and cut in October. For spring sow in February and March and cut in June. Sow 1½ to 2 bu. to the acre.

Postpaid, lb. 20c; 2 lbs. 30c; ½ pk. 60c; pk. \$1.00; bu. (48 lbs.) \$3.25.

Mangel-Wurtzel or Stock Beets

A splendid winter feed for cattle and hogs. Increases the milk flow. Yield larger crops than turnips, and are higher in feeding value. Plant in the spring in drills two to two and one-half feet apart, covering with one inch of soil firmly pressed down. Cultivate frequently. When about three inches high, thin out until the plants stand about ten inches apart. One ounce sows 50 ft. of drill. Sow 6 to 8 pounds to an acre.

MAMMOTH LONG RED (NORBITON GIANT)

—The best for stock feeding as it contains the most nutritive value. The part of the beet above ground is red or rose colored and the part below ground is white. The flesh is white, tinged red or rose color. The roots grow very large and straight. Very productive and a good keeper. Especially recommended for diarmen on account of its wonderful milk producing properties.

Postpaid, oz., 10c; ¼ lb., 20c; lb., 60c.

Not prepaid, lb. 50c; 5 lbs. and over, 40c per lb.

Broom Corn, Improved Evergreen

This is the best variety for making brooms. It grows 10 to 12 feet tall and yields a high percentage of brush with long, round, straight fiber without heavy center stems and free from crooked brush. It is adaptable to any land that will grow corn and it retains its fine green color when cured. After the ground becomes thoroughly warm, plant 1 inch deep in 3½ foot rows, thinning out to 8 to 10 inches apart in the rows. Cultivate early and often and harvest when seed becomes soft and milky. Plant 6 to 8 pounds to the acre. It has practically no feed value as neither the plant nor seeds are suitable for feeding purposes.

Postpaid, lb. 30c; 5 lbs. \$1.15; 10 lbs. \$2.05; Not prepaid (bags included) lb. 20c; 5 lbs. 90c; 10 lbs. \$1.70.

Millet

TENNESSEE GROWN CULTIVATED GOLD-EN MILLET—Millet furnishes food for live stock in the form of grain, fodder and pasture. Sow one bushel broadcast to the acre from the middle of May through July. Makes the best hay if cut in blossom and carefully cured. Can be used with Cow Peas, sowing 3 pecks of Millet and 1 bu. of Cow Peas to the acre.

Postpaid, lb. 25c; 2 lbs. 40c; ½ pk. 85c; pk. \$1.40; ½ bu. \$2.40; bu. (50 lbs.) \$4.50.



Cane or Sorghum

Is used for forage and making sorghum. One of the very best crops for dairy cattle that can be grown, giving bigger yields per acre than any other forage crop. Plant when the ground becomes thoroughly warm on a well drained clay loam in rows 3½ feet apart or sow broadcast.

In drills use 5 to 8 lbs. to the acre. Broadcast sow 50 to 70 lbs. to the acre. Cultivate as you would corn. After the flowering stage is passed, but not earlier, it may be pastured or cut for fodder. Cane may be grown with cow peas and soy beans.

SUGAR DRIP—This variety of cane is used more than any other for making syrup in this locality. It also makes splendid feeding and ensilage. It grows 10 to 12 feet high with plenty of leaves for fodder and produces heavy tonnage per acre. This cane produces excellent syrup of good flavor and it is better for forage purposes than the ordinary forage cane. For syrup production, cut just as the grain heads are being formed, as the sugar content of the plant is highest at this time. Plant this variety for fodder, grain, ensilage and syrup. This seed has been re-cleaned, and it is free of all trash and dirt.

Postpaid, Gal. 60c; pk. \$1.05; ½ bu. \$1.90; bu. (50 lbs.) \$3.40.

Canada Field Peas

Canada Field Peas make a fattening and milk producing food that will grow on land that will not produce a grain crop, and at the same time improve the soil by gathering and storing nitrogen. In this respect it is almost equal to the clovers. They yield heavy crops that may be either grazed or made into hay that stock eat greedily and thrive on. Vines grow 4 to 5 feet high, but can be grazed when 6 to 10 inches high. If not grazed too closely, a second growth may be had. Pasturing the peas makes them stool out better and results in a finer growth of vine and a better hay. Sow as soon as the ground can be worked. Sow one bushel to the acre and plow in 4 inches deep and then drill in one bushel Oats to the acre to hold the vines off the ground. If sown alone use 1½ bushels to the acre. Inoculate the Peas with Stimulerm.

Postpaid, Gal. 80c; pk. \$1.35; ½ bu. \$2.35; bu. (60 lbs.) \$4.25.

BEFORE BUYING FORAGE SEED WRITE FOR CURRENT PRICES.

MISCELLANEOUS AND FORAGE CROPS

Seed Oats

The spring varieties of Oats are planted from February to April and the fall varieties from September to November. Usually 2 to 3 bu. are sown broadcast to the acre. Drilling requires $1\frac{1}{2}$ to 2 bu. to the acre.

Write for prices in larger quantities than quoted.

BURT OR NINETY-DAY—This is the quickest growing, most prolific, and surest cropping of all spring oats. It is a sure header, early maturing (about two weeks earlier than other varieties) and is rustproof. The healthy, clean and vigorous growth produces an abundant yield of bright, heavy grain. Burt Oats are especially adapted for poor soils.

Postpaid, pk. 60c; $\frac{1}{2}$ bu. 95c; bu. (32 lbs.) \$1.60.

RED RUSTPROOF—They are vigorous growers, robust and productive, and have heavy heads. They are also preferred for sowing in the spring on low grounds and on land where other varieties seem inclined to rust.

Postpaid, pk. 60c; $\frac{1}{2}$ bu. 95c; bu. (32 lbs.) \$1.60.

WHITE SPRING—A very popular variety in Western North Carolina. It is an excellent yielder of bright, clean grain; is extremely hardy and grows taller than other varieties.

Postpaid, pk. 60c; $\frac{1}{2}$ bu. 95c; bu. (32 lbs.) \$1.60.

WINTER TURF—The wide popularity of Winter Turf Oats is probably due to their hardiness, since there is no other variety that can withstand such extreme cold. Experiments in practically all climates prove that these Oats seldom winter kill. It has remarkable stooing tendencies and is a heavy yielder of bright grain which very often weighs 35 to 40 lbs. per bushel.

Sow from September till November, or early in the spring. Postpaid, pk. 70c; $\frac{1}{2}$ bu. \$1.10; bu. (32 lbs.) \$1.90.

FULGHUM—The Fulghum is probably the most popular of the rust-proof winter varieties. Its productiveness, probably more than any of its other good qualities, has contributed to the wide popularity it has attained. They stool out splendidly, have large, full heads, fine, plump grains and strong straw that stands about 3 feet high. The length of the straw is well worth considering if the oats are to be cut for hay. Sow from September till November or early in the spring.

Postpaid, pk. 60c; $\frac{1}{2}$ bu. 95c; bu. \$1.70.

Seed Rye

Rye is a good crop to grow whether wanted for grain, for grazing, for green feed, for turning under to improve the condition of the soil, or for growing as a cover crop to prevent winter leaching of plant food from the land. It will thrive on a greater variety of soils than wheat, does well in dry seasons and on lands too poor to produce a profitable crop of wheat. For feeding green rye will furnish green food earlier in the spring than most other forage plants.

Sow $1\frac{1}{2}$ bu. to the acre broadcast any time from July to December before freezing weather sets in. On poor land sow early. For grazing crop, we suggest sowing with Hairy or Winter Vetch. 25 to 30 lbs. of Vetch with one bushel of Rye (56 lbs.) to the acre. Inoculate the Vetch with Stimugerm.

MOUNTAIN RYE—This rye is much harder than other varieties and withstands the severest winters without injury. For this reason and because it is acclimatized we recommend it above all other ryes for use in this section. Ask for prices about the first of July.

ABRUZZI RYE—The best rye for light lands. Gives a quick, vigorous growth with large well-filled heads. Matures earlier than Mountain rye. Ask for prices about July 1st.

Seed Wheat

Wheat is sown in this section during the months of October and November at the rate of 5 pecks to the acre. We stock both the slick and bearded varieties. For smut use 1 lb. copper sulphate to 20 gals. water.



Rape—Dwarf Essex

Rape is possibly the cheapest of all forage crops to produce. Requires only eight pounds of seed to the acre and practically the same seed bed preparation as corn. Unlike corn and many other crops, Rape requires no cultivation from the time it is seeded until it is ready to pasture. It is ready to pasture in about sixty days after seeding, one acre affording excellent forage for ten to fifteen hogs or sheep. Rape can be sown alone or in combination with other grain and grass crops. Rape sown in combination with oats makes excellent forage, the oats being drilled in at the rate of one bushel per acre and the rape seed sown broadcast at the rate of five to six pounds per acre. Another good combination and one possibly used more extensively than all others is **RAPE SEED, OATS and RED CLOVER**. Rape Seed five to six pounds per acre, oats one bushel and Red Clover eight pounds per acre. Red Clover and Rape sown broadcast and the Oats drilled in. Forage crops such as Rape seed are especially desirable land coverings for the winter months when the soil is subject to washing, the firmly rooted plants adding stability to the soil as well as producing considerable revenue from land that would otherwise stand idle throughout the winter months.

Rape is practically a year-round crop. With successive planting, Rape forage can be obtained for almost twelve months of the year. Seeding can be done from April to October, and usually as late as the last of November. Forage will be ready in late spring, growing luxuriantly throughout summer, fall and winter months and up until early spring. Rape can be sown to good advantage at the last plowing of corn, following oats or wheat and other summer crops. Idle acres can be made to produce liberally during the winter months when no other crops are being grown and the crop pastured until spring when the land can be used for other purposes. Rape or the combinations mentioned above furnish splendid green feed for chickens very economically.

Postpaid, lb. 25c; 2 lbs. 40c; 5 lbs. 75c; 10 lbs. \$1.25.

Write for prices in larger quantities.

BEFORE BUYING FORAGE SEED WRITE FOR CURRENT PRICES.

MISCELLANEOUS AND FORAGE CROPS



Mammoth Yellow Soy or Soja Beans

Cow Peas

Cow-Peas make one of the largest yielding and most nutritious forage crops known. There is also no surer or cheaper means of improving and increasing the productiveness of the soil.

Cow Peas can be grown on any soil that is not too wet and do not require expensive fertilizer and improve the conditions of the soil by adding nitrogen to it, but a top dressing of 16% Acid will increase the yield and improve soil conditions still further. Inoculating seed with Stimugerm will further increase the nitrogen gathering qualities of the peas and insure a still more abundant yield. Plant about 2 inches deep.

Alone sow $1\frac{1}{2}$ bu. to the acre in May, June and July. To enable the vines to be cut and harvested to better advantage, one bushel of peas should be sown with $\frac{1}{2}$ bushel of Soy Beans or with one peck of cane. For a hay crop, one bushel can be sown with three pecks of millet to the acre.

CLAY—One of the medium late varieties. Vigorous growth of vine and running habit. A good variety for soil-improving and very popular in all the Southern states. Ask for prices the last of April.

WHIPPOORWILL—Is more largely grown than any other named variety, probably because of its long vine, usually six feet long, and because of its large yield of both hay and peas. It matures early, makes an upright growth, making it easy to cut. Has brown speckled seeds that are easily threshed. Ask for prices the last of April.

EXTRA EARLY BLACK EYE—This is the earliest variety of Black Eye peas and should be planted by the market gardener to get the high price paid for the first black eye peas on the market. A prolific bearer of well filled pods. Ask for prices the last of April.

MIXED COW PEAS—Preferred by many farmers where the crop is intended for soil improving; they will grow thicker than separate varieties, producing better crop of vines and forage. Ask for prices the last of April.

Soy or Soja Beans

Soy Beans have a higher feeding value than Cow Peas and stock seem to like the hay better. As a milk and butter producer, Soy Beans are equal to alfalfa and are considered superior to cotton seed meal and corn; makes an excellent winter feed for young cattle, sheep and horses when fed with roughage. Can be sown either broadcast at the rate of 1 to $1\frac{1}{2}$ bushels to the acre or in drills about a peck to the acre. Plant in May or June, not over 2 inches deep.

Soy Beans can be grown with other crops, yielding a larger crop of forage, $\frac{1}{2}$ bushel soy beans to one bushel of cow peas to the acre, or one bushel of soy beans with a peck of cane, make a good combination. 10 lbs. of Sudan Grass with 50 lbs. soy beans will give a better balanced feed as the Sudan Grass is low in protein, while that of soy bean is high. If the seed is inoculated with Stimugerm a better stand will be assured, growth will be promoted and soil conditions improved enormously.

MAMMOTH YELLOW—We handle this variety only, as it is the most extensively grown for beans and forage, both of which it yields in great abundance. It grows more than 3 feet high, is erect in growth and can be cut with a mower. Ask for prices.

Vetch—Hairy, or Winter

Vetch is rapidly coming into favor as a winter cover crop, also desirable to plow under for green manure, or can be pastured or cut for hay. All kinds of stock relish it and thrive on it. It is claimed that a ton of Vetch Hay contains 50 lbs. of nitrogen and the roots and stubble $12\frac{1}{2}$ lbs. more. Yields several tons of hay to the acre on good land. If sown in the spring, it will produce a crop which can be cut for hay in mid-summer and second growth pastured afterwards.

Alone sow 50 to 60 lbs. to the acre. Can be used with Oats, sowing 25 to 30 lbs. of Vetch with 1 bu. Oats.

In the fall when most generally sown, it is best to use 25 to 30 lbs. of Vetch with 1 bu. Rye. Cover seed 1 to $1\frac{1}{2}$ inches deep. September and October are the best months but ordinarily November is not too late. Vetch does well on any well-drained land, is never known to winter kill, and is wonderfully drought resisting. We cannot too strongly recommend Vetch, especially for fall sowing. It not only protects the land from winter leaching, but furnishes a fine pasture in the early spring and if not grazed too closely can be cut for hay, and when turned under it improves the land immensely. When Vetch is sown in a field for the first time the seed should be inoculated. This can be done by using Stimugerm. Ask for prices.

Pop Corn

A profitable crop especially for boys and girls to raise as it can be sold to grocers and popcorn vendors. It is also one of the best crops for forage and early feed as it produces an abundant crop of the highest feeding value. For fodder plant $\frac{1}{2}$ bu. to the acre in 3 to 4 foot rows. By July it is full grown and has an abundance of ears in the milk. This crop can be cut and fed to stock. It can also be planted up to July 4th. When planted for corn it should be planted much thinner, one stalk to the hill, every three or four inches in the row. Pop Corn and Cow Peas Mixed—make an ideal combination and the cheapest of hay. Use one-fourth bushel of Pop Corn, three-fourth bushels of Cow Peas per acre. It cures easily and makes a balanced ration.

WHITE RICE—Best and most popular variety for popping. Pops pure white and the quality is the highest. Very prolific, producing 1 to 6 ears to the stalk. Postpaid, pkt. 10c; $\frac{1}{2}$ lb. 15c; lb. 25c; 2 lbs. 45c; 5 lbs. 90c; 10 lbs. \$1.50.

BEFORE BUYING FORAGE SEED WRITE FOR CURRENT PRICES.

SELECTED FIELD SEED CORN

CULTURE—Grown for ears, 14 lbs. of seed per acre are planted in hills. For ensilage, 16 to 18 lbs. per acre planted in rows. For green feed crop use 50 to 100 lbs. per acre, broadcasted or planted thickly with a grain drill. Plant from April to July. To secure an abundant and paying crop use plenty of well rotted manure and 250 lbs. 16% Acid Phosphate per acre.

Early Yellow Dent


A high yielding, early maturing variety producing big yields on good land. A medium rough ear 10 to 12 inches long and bright yellow color. Grains are deep and closely set on small cob 14 to 16 rowed. Stalks are sturdy and have a distinct two-eared characteristic, making this variety an extra heavy yielder. Especially popular, due to its early maturity and drought resisting qualities. Planted during early spring for a quick green feed crop and a main crop for grain. Matures in 90 to 100 days. Postpaid, lb. 20c; 2 lbs. 35c; ½ pk. 90c; pk. \$1.55; ½ bu. \$2.80; bu (56 lbs.) \$5.25

White Snowflake

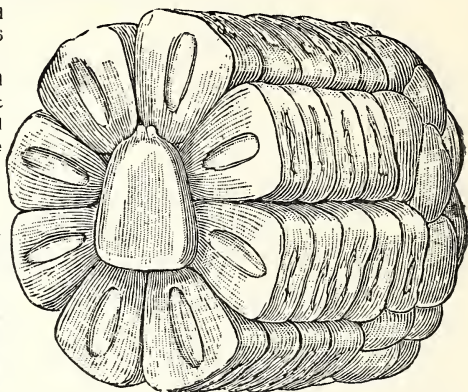
A splendid early maturing variety, giving a heavy yield of grain or fodder for ensilage; also makes a good roasting ear and fine meal. Suitable alike for earliest planting or the main crop or as a catch crop as it can be planted as late as July. Large, moderately smooth ears, 8 to 11 inches long, with medium depth pure white grains and usually 2 ears to the stalk. Broad leaves borne on heavy stalks growing 7 to 8 feet tall allowing close cultivation. Matures in 90 to 110 day. Postpaid, lb. 20c; 2 lbs. 35c; ½ pk. 90c; pk. \$1.55; ½ bu. \$2.80 bu (56 lbs.) \$5.25

Boone County White

Standard medium late maturing white variety, extensively used for grain and ensilage. The ears are from 9 to 12 inches long, 7½ to 8½ inches in circumference, containing 18 to 24 rows, 1 to 2 ears to the stalk. The cob is medium size, and pure white in color. The ears are quite uniform in size, shape and appearance. Kernels are pearl white, quite deep. This variety grows a large stalk from 10 to 12 feet high, with an abundance of foliage. Will grow on poor thin land and produces a good crop even in dry seasons. Matures in 110 to 120 days. Postpaid lb. 20c; 2 lbs. 35c; ½ pk. 90c; pk. \$1.55; ½ bu. \$2.80; bu. (56 lbs.) \$5.25.



Boone County White Corn



Hickory King

A late maturing prolific variety, with very broad and firm flat grains. The ears average about 8 inches long. The cob is exceedingly small, not much larger than a man's finger, and has 10 or 12 rows. Fine for meal and makes good roasting ears. It is especially recommended for high land and can be depended upon to produce a crop on poor, thin land; on good land it bears two or three ears to the stalk. Our seed in very carefully grown; selected in the field, hand shelled, nubbed at both ends. Matures in 115 to 125 days. Postpaid, lb. 20c; 2 lbs. 35c; ½ pk. 90c; pk. \$1.55; ½ bu. \$2.80; bu. (56 lbs.) \$5.25

Holcombe's Prolific

This variety of Prolific Corn has given the best results in this section. The State Test Farm puts it ahead of all other varieties in all of their tests the past few years. It is a corn adapted to the mountain section of North Carolina. Stalks are 10 to 12 feet tall, producing two ears, about 10 inches long, to the stalk. The cob is small, about the size of Hickory King, containing 8 to 10 rows of closely set grain. Matures in 110 to 120 days.

Postpaid, lb. 20c; 2 lbs. 35c; ½ pk. 90c; pk. \$1.55; ½ bu. \$2.80; bu. (56 lbs.) \$5.25.

Eureka Ensilage.

This is a medium late maturing corn, being fine for ensilage, as it is tall and leafy, growing 12 to 15 feet high and producing an enormous growth of fodder. This corn also ranks high as a field corn, being a heavy yielder, producing one to two ears to the stalk, the ears frequently over 12 inches. Eureka corn should be grown on bottom lands and low grounds, as it is a prolific corn and such corn should only be grown on good land. Matures in 110 to 120 days.

Postpaid, lb. 20c; 2 lbs. 35c; ½ pk. 90c; pk. \$1.55; ½ bu. \$2.80; bu. (56 lbs.) \$5.25.

**BEFORE BUYING YOUR SEED
CORN WRITE FOR CURRENT
PRICES NOT PREPAID**

COMMERCIAL FERTILIZERS

Prices are for Cash, F.O.B. Asheville, subject to market change. When you are ready to buy, ask for firm price. No articles on this page, except Stim-U-Plant and Grogreen, can be mailed.

The Yield And Quality Of Vegetables Depend Upon Continuous And Rapid Growth

Super Phosphate

Analysis 16 Per Cent Available Phosphoric Acid. Recommended for all grain, cow peas and soy beans on rich bottom lands. Beneficial results follow the addition of acid phosphate to stable, barnyard, sheep and poultry manure. Invaluable to use after plowing under a cover crop. Acid Phosphate contains from 40 to 50 per cent calcium sulphate or land plaster, which is of value as an absorbent of liquid manure; also as an insecticide against cucumber, melon and squash pests. Apply 300 to 500 lbs. to an acre. Price Bag (200 lbs.) \$2.25; ton \$20.00.

Grain And Grass Fertilizer

Analysis: 2% Ammonia; 8% Available Phosphoric Acid; 2% Potash. This is a quick acting and excellent fertilizer, especially prepared for grain and grass crops. The great popularity of this fertilizer is due to the increased production of crops and the permanent improvement of the soil that has resulted by its use. Also good for vegetables. Apply 500 to 700 lbs. per acre. Price—Bag, 200 lbs. \$3.00; ton \$27.50.

Vegetable and Potato Fertilizer

Analysis: 4% Ammonia; 8% Available Phosphoric Acid; 4% Potash. Apply 800 to 1000 lbs. to the acre. This complete fertilizer is especially prepared for beans, peas, cabbage, tomatoes, potatoes, tobacco, and all vegetables. The proportions are well balanced for soil conditions in this section. The ingredients dissolve quickly and supply available plant food immediately, producing wonderful results by the stimulation of the vegetable plants into a luxuriant growth. 100 lbs. \$2.15; Bag (200 lbs.) \$3.85; ton \$36.00

TOBACCO FERTILIZER (8-4)—Specially prepared for tobacco crops. Bag (200 lbs.) \$4.00 ton \$37.50.

Pure Raw Bone Meal

Approximate Analysis: 20% Available Phosphoric Acid; 4½% Ammonia equivalent to 8.70% Nitrogen. Bone Meal is an excellent slow acting fertilizer for all kinds of fruit trees, rose bushes, grape vines, bulbs, geraniums, ferns, palms, and other potted plants; and for grass crops. It dissolves gradually, supplying food steadily during the growing season. For lawns, etc., use 200 lbs. to every 3000 square feet; one ton per acre and work in well. As a top dressing use one-half the above amount.

Not prepaid 5 lbs. 35c; 10 lbs. 60c; 25 lbs. \$1.25; 50 lbs. \$2.00; 100 lbs. \$3.50; Bag (200 lbs.) \$6.50; ½ ton \$31.00; ton \$60.00.

Pulverized Sheep Manure

This is a pure, natural manure, and its effect is immediate. It is excellent for mixing with the soil for greenhouse plants—one part of manure and ten parts soil. Strewn over and dug into the flower or vegetable garden or placed directly in drills or hills it promotes a rapid, steady growth until maturity. Being free from noxious weeds, it is vastly superior to stable manure for enriching lawns. It makes the richest, safest and quickest Liquid Manure. For use in liquid form, 1 lb. to 5 gallons of water will make a liquid which can be used safely daily if necessary. For lawns and gardens apply 100 lbs. to every 1000 sq. ft., 1 to 2 tons per acre and work in thoroughly. As a top dressing use one-half the above amount.

Not prepaid 5 lbs. 30c; 10 lbs. 50c; 25 lbs. \$1.00; 50 lbs. \$1.75; Bag (100 lbs.) \$3.00; 500 lbs. \$13.75; 1,000 lbs. \$25.00; ton \$48.00.

Nitrate of Soda

Used as a top dressing at the rate of one ounce to the square yard in the early spring and again when the plants are half grown. Can be mixed with its equal weight of acid phosphate and worked well into the soil. For home gardens it is safer to apply as a solution, using 1 ounce to 2 gals. of water. Keep off foliage.

Not prepaid lb. 10c; 5 lbs. 35c; 10 lbs. 60c; 25 lbs. \$1.15; 50 lbs. \$2.00; 100 lbs. \$3.50.

Aluminum Sulphate

Used at the rate of one pound to the square yard to make soils acid. Especially recommended for growing Rhododendrons, Mountain Laurel, Azaleas and other shrubs for which it is necessary to approximate the natural acid soil conditions of their habitat.

Lb. 15c; 2 lbs. 25c; 5 lbs. 50c; 10 lbs. 85c.

Tobacco Dust

The high percentage of potash and ammonia in this excellent fertilizer renders it invaluable for mulching. Can be used in connection with other fertilizers on lawns and for cucumbers, squash and melons, as it aids in driving off ants and other insects. Alone use 100 lbs. to every 1000 square ft. or one part Tobacco Dust with ten parts soil or equal weight of acid phosphate and work in.

Not prepaid 5 lbs. 30c; 10 lbs. 50c; 25 lbs. \$1.00; 50 lbs. \$1.75; Bag (100 lbs.) \$3.00.

Hydrated Lime

Sweetens soil where too much acidity exists and is beneficial to some flowers, vegetables and grasses. Use 1 pound to 20 square feet or 50 pounds to 1,000 square feet for new lawn, and half that quantity for top dressing. Also used for sanitary purposes; for making whitewash, and in connection with certain spraying materials.

Not prepaid, 10 lbs. 25c; 50 lbs. 75c.

Sulphate Of Ammonia

A dependable and lasting form of ammonia 25¼%; equivalent to 20¾% of Nitrogen.

For lawns apply two pounds Sulphate of Ammonia for each 1000 square feet. Sprinkle with water after each application.

Not prepaid, lb. 10c; 5 lbs. 40c; 10 lbs. 75c; 25 lbs. \$1.25; 50 lbs. \$2.25; 100 lbs. \$4.00.

Stim-U-Plant

A highly concentrated, odorless fertilizer for the vegetable and flower garden, shrubs and house plants. The analysis is guaranteed 11 per cent nitrogen, 12 per cent phosphoric acid, 15 per cent potash, an ample amount of each plant food to insure a quick and strong growth of all plants, earlier maturity of garden vegetables, and a generous supply of blooms from flowering plants. Postpaid, 30-tablet pkg. 25 cts.; 100-tablet pkg. 75 cts.; 1000-tablet pkg. \$3.50.

Grogreen

A wonderful fern food and indoor plant stimulator. Postpaid; 4 oz. pkt. 12c; 5 pks. 50c; Not prepaid, pkt. 10c.

INSECTICIDES AND FUNGICIDES

No Article On This Page Can Be Mailed Except Those Quoted "Postpaid"

Please write for prices in larger quantities than quoted below, stating quantity wanted.

ANTROL—A complete control system for combating ants. Garden set containing 4 jars and 4 oz. bottle syrup 95c.

Extra 4 oz. bottle syrup 45c; pint bottle 95c; jars 15c each; four for 50c.

ARSENATE OF LEAD—A standard spray for use against "chewing" insects. Use 1 to 1½ pounds to 50 gallons water or 1 level tablespoonful to 1 gallon. Also used with Dry Lime Sulphur. Arsenate of Lead is used on Lawns to control beetles and earthworms and to discourage the growth of crab grass, chickweed and other obnoxious weeds. 3 pounds Arsenate of Lead mixed with ½ bushel dry sand or 20 pounds tobacco dust will treat 600 square feet of turf.

Price, ½ lb. 20c; 1 lb. 30c; 3 lbs. 65c.

"BLACK LEAF 40"—Destroys "sucking" insects such as Aphids (Plant Lice), Thrips, Leaf Hoppers. Contains 40% of nicotine. One ounce bottle makes about 6 gallons ½ lb. bottle makes from 40 to 150 gallons. 1 teaspoonful to 1 gallon of water. It has been discovered to be a very efficient control for Poultry Lice. Write for folder. Price, 1 oz. 35c; ½ lb. bottle \$1.25; 1 lb. bottle \$2.50; 2 lb. tin \$3.75; 5 lb. tin \$7.00; 10 lb. tin \$11.85.

BORDEAUX MIXTURE—A standard fungicide indispensable in the control of black rot of grapes and the blight of potatoes; also for apple scab, bitter-rot, cedar rust, leaf spot and mildew. Use 6 to 8 pounds to 50 gallons of water or 6 to 8 level tablespoonfuls to 1 gallon of water.

Not prepaid, lb. 25c; 4 lbs. 80c.

CALCIUM ARSENATE—Used as dust for Bean Beetle and Potato Bugs. Mix 1 lb. Calcium Arsenate with 9 lbs. Hydrated Lime. Apply 15 to 20 lbs. of mixture per acre. Lb. 25c; 3 lbs. 50c.

COPPER SULPHATE (Blue Stone or Vitriol)—Used in making Bordeaux Mixture in combination with hydrated lime. For smut in grain, 1 lb. Copper Sulphate to 20 gals. water, and use as quickly as possible. As a poultry laxative, use 1 oz. to 10 gals. water.

Postpaid, lb. 30c; 5 lbs. 90c; 10 lbs. \$1.60.

Not prepaid, lb. 20c; 5 lbs. 65c; 10 lbs. \$1.25.

COW EASE—A light spray for using on cows and horses to prevent flies, gnats and mosquitoes. Postpaid, qt. 65c; ½ gal. \$1.10; gal. \$1.75. Not prepaid, qt. 50c; ½ gal. 85c; gal. \$1.50.

DRY LIME SULPHUR—For control of all scales, San Jose, Oyster Shell, etc., when trees are in a dormant state, use 12 to 15 lbs. to 50 gallons of water.

For control of Apple and Pear Scab, use 3 to 4 lbs. Dry Lime Sulphur and 1 lb. Arsenate of Lead to 50 gals. of water.

For summer spray to make a combined Insecticide and Fungicide, use 2½ to 3 lbs. Dry Lime Sulphur and 1 to 1½ lbs. of Arsenate of Lead to 50 gallons of water.

Postpaid, lb. 40c; 5 lbs. \$1.45; 10 lbs. \$2.25. Not prepaid, lb. 30c; 5 lbs. \$1.25; 10 lbs. \$2.00.

DOWCO—A powdered combination of Bordeaux and Arsenate of Lead, thus forming a remedy for both fungus diseases and "chewing" insects on flowers, vegetables, potatoes, tomatoes, melons, berries, grapes, etc. Fine for roses, etc., except against Aphids, Thrips and Leaf Hoppers, for which add "Black Leaf 40" to Dowco. Also an effective summer spray for all fruit trees except peach and Japanese plum.

Use 1 lb. with 6 to 8 gals. water or 6 to 8 level tablespoonfuls to 1 gallon of water.

Price, lb. 35c; 4 lbs. \$1.00.

EVERGREEN
NON-POISONOUS INSECTICIDE

Non poisonous spray that will not burn or discolor the most delicate flowers or foliage. Used for controlling Aphids, Mexican Bean Beetle and all other types of sucking and chewing insects. One ounce makes 6 gallons of spray for Aphids.

Postpaid, oz. 35c; 6 oz. \$1.00; 16 oz. \$2.00

FISH OIL SOAP (Formerly Called Whale Oil Soap)—Used for combating many insects infesting trees, vines and plants. For indoor plants, 1 lb. to 8 gals. water. For outdoor plants, 1 lb. to 4 gals. water. Kerosene Emulsion can be made from fish oil soap by adding kerosene in the proper proportion.

Postpaid; 1 lb. Can 40c; 6 Cans \$1.75.

Not prepaid; 1 lb. Can 30c; 6 Cans \$1.50.

HAMMOND'S GRAPE DUST—A practical and usually effectual remedy against most powdery mildews on flowers and fruits, especially on grapes and roses. Apply with bellows or powder sprayer. Postpaid, lb. box 30c; Not prepaid 20c.

MAGNESIUM ARSENATE—Used for controlling the Bean Beetle pest and will not burn the tender bean foliage. 2 lbs. makes 100 gals. solution, sufficient to spray one acre. 2 to 3 level tablespoonfuls to 1 gallon of water. 2 lb. pkg. 65c.

PARA DICHLOROBENZINE—Insecticide for Peach Tree Borer. In May or during September and October use ½ to 1½ ounces to each tree, depending on size.

Postpaid, lb. 60c; 5 lbs. \$2.20; 10 lbs. \$4.00.

Not prepaid, lb. 50c; 5 lbs. \$2.00; 10 lbs. \$3.75.

SEMESAN—A disinfectant for the control of Seed, Plant and Soil diseases. It increases seed germination and prevents damping off fungus. Controls wild fire in tobacco and black rot, blight and blackleg in many garden vegetables. 2 ounces will treat a bushel of grain. 1 ounce treats 15 pounds of tobacco and vegetable seeds. 2 ounce package 50c. Cannot be mailed.

SLUG SHOT—A fine, non-poisonous, powder, easily distributed by duster or bellows. Thoroughly reliable in killing bean beetles, worms, bugs, fungi, etc., on roses and vegetables.

Postpaid lb. 35c; 5 lbs. 75c; 10 lbs. \$1.40.

Not prepaid, lb. 25c; 5 lbs. 60c; 10 lbs. \$1.15.

SNAROL—An effective bait for controlling Cutworms, Grasshoppers, Snails, Slugs and Sow Bugs. Not injurious to plants or other vegetation. One pound, 45c; three pounds, 95c.

SULPHUR—Used for dusting to control downy mildew, red spiders, etc. Fine for roses, delphiniums and other flowers. 10 pounds Sulphur mixed with 1 pound Arsenate of Lead makes an effective poisonous combination. Sulphur is also used in making Self-boiled Lime Sulphur, a summer spray for peaches.

Lb. 15c; 5 lbs. 65c; 10 lbs. \$1.20.

SULPHO TOBACCO SOAP—A combination of Nicotine, Sulphur and Soap for spraying against Aphids, Mealy Bug, Red Spider and many other sucking insects; especially recommended for Roses. 8 oz. cake makes 4 gals. solution. Also an excellent soap for dogs and other animals.

Postpaid, 30c; Not prepaid 25c; 5 cakes \$1.00.

VERMINGO—Insecticide and Disinfectant. It kills by contact, bed bugs, roaches, fleas, moths, lice, ants, etc. Use freely in house as disinfectant. Postpaid, pint, 65c; qt., \$1.05; gal., \$2.75. Not prepaid, pt., 50c; qt., 85c; gal. \$2.50.

WEED KILLER—Destroys Kroyes Poison Ivy, Weeds and Grass anywhere that vegetation is not wanted. To be diluted at the rate of 1 quart to 8 to 10 gallons water. Quart, 75c.

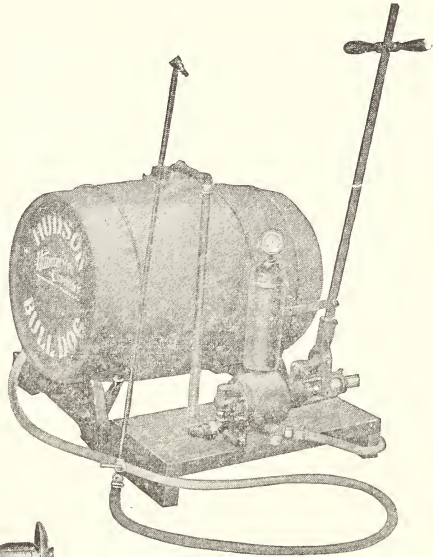
SPRAYING MATERIAL SENT BY EXPRESS, COLLECT

HUDSON BULL DOG BARREL SPRAYER

The Hudson Bull Dog Sprayer develops a working pressure of 200 lbs. It is adapted for orchard work, vineyards, spraying shade trees and ornamental shrubs, for use with stock dips and disinfectants in stock yards, cattle pens, hog houses, chicken ranches, etc., or for whitewash and cold-water paints. Easily moved from place to place in a wagon or sled.

Pump is of compound, high pressure, horizontal type. Fitted with ball valves accessible without dismantling the pump: Seamless brass cylinder and piston with brass bushings: Large air chamber and 200 lb. pressure gauge. Tank is a 50 gallon welded steel barrel which will not warp or dry out. Fitted with swinging agitator. Fastened to skids with steel straps. Skids are of first grade lumber, securely bolted together. Well painted. Discharge Equipment consists of 6 feet of $\frac{3}{8}$ -inch spray hose and a 4-foot extension rod, —total 10 feet, Ideal spray nozzle and leakless brass shut-off valve. Fitted for two leads of hose, one outlet capped.

No. 55, complete as shown, \$58.50.



Hudson Bamboo Spray Pole

Hudson Bamboo Spray Poles are brass lined. This lining is in one piece, locked to the poles at both ends. Will not turn inside the bamboo, because of the special end castings. Fitted with adjustable brass drip shield and stop cock. Recommended for all work where an extension rod longer than 4 feet is required.

No. 44. 10 ft. Price with stop cock \$3.90.



Perfection Compressed Air Sprayer

The Perfection Sprayer combines all the essential features of a successful compressed air sprayer. The tank is riveted and soldered exactly like a steam boiler. It will withstand any pressure with perfect safety to the operator. The pump is all brass and properly proportioned. The Nozzle is the most satisfactory shut-off nozzle made; it will close tight under any pressure and there is consequently no leakage or damage to clothing, floors, etc. It will handle all solutions.

The Perfection is a practical Sprayer for use around the orchard, barn, outhouses; on truck farms; in onion, melon and small potato fields. It will handle whitewash and cold-water paints in a most satisfactory manner. The uses are many and varied.

Tank — $7\frac{1}{2}$ inches diameter, 20 inches high; capacity approximately four gallons. Made in either galvanized or brass. The brass tank is recommended when ever a strongly corrosive solution is used, because it resists the action of the solution better than the galvanized. Copper-bearing galvanized sheet is used exclusively in rust resisting



the galvanized tank, as that is and gives the sprayer a longer life.

Brass Tank\$9.50

Galvanized Tank 6.50

If to be sent parcel post please add 25c to cover postage and packing.

Hudson Junior Sprayer

The Hudson Junior Sprayer is a high pressure compressed air sprayer. It is particularly adapted for the backyard garden or small truck farm, for use around the chicken house, in the dairy barn, hog pen, or for disinfectants in hotels, restaurants, theatres & other public buildings. It is substantially made and thoroughly tested under actual working conditions at factory.

Galvanized Tank— $6\frac{1}{2}$ in. diameter, 17 in. long; capacity approximately $2\frac{1}{2}$ gallons.

Pump— $1\frac{3}{4}$ inches diameter, 15 inches long. seamless brass tubing. Equipped with special cupped Hudson leather and heavy rod. Valve is brass, automatic in operation, operates perfectly under all pressures. Seals into tank by a half turn of the handle. Releases by reversing the process.

Postpaid, \$5.25; Not prepaid \$5.00.

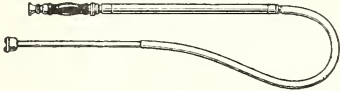


Leader Compressed Air Sprayer


A strong practical sprayer of about the same size as the Perfection and will do the same class of work, galvanized steel tank; pump cylinder is seamless brass locked into tank or released by a half turn of pump handle; ball valve; the tank seam is riveted and sweat soldered. Equipped with automatic shut-off nozzle and 2 feet of hose and brass extension pipe. Postpaid, \$4.50. Not prepaid, \$4.25.

ARMSTRONG STANDARD SPRAY PUMP

The Armstrong Standard Spray Pump is a very simple and unusually powerful direct acting pump that meets every spraying requirement. It may be used with a bucket, barrel or knapsack—for spraying fruit and garden crops, disinfecting, whitewashing, spraying cattle dip and fly spray, washing automobiles, fire fighting and countless other purposes.



Pump only for Spraying from Bucket.



Armstrong Standard Pump With Knapsack And Potato Extension Attachment.

Made entirely of brass, there is nothing about it to dry out or rust, no leather washers to rot. By different combinations of the nozzles, sprays are produced, varying according to the need, from a fine mist to a straight stream. The nozzle for force of this spray resists the wind and penetrates the thickest foliage. You can spray the tallest fruit tree from the ground.

	Postpaid	Not Postpaid
Pump Only	\$ 5.10	\$5.00
Knapsack	4.15	4.00
Potato Extension	1.10	1.00
Veterinary Nozzle55	.50
Complete Outfit	10.90	10.50
Extra Hose, Per Ft.....	.20	.18


Hudson Crescent Sprayer



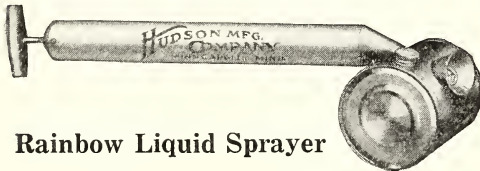
The Hudson Crescent possesses sanitary features which appeal to many people. Any quart size Mason jar can be used. A change from one solution to another can be made by simply changing jars. It is a strong, well made sprayer equipped with double discharge tubes which produce a wide fan-shaped spray.

Pump is heavy tin. Tank is quart glass Mason jar, furnished with gasket to prevent leakage. Postpaid, 75c; Not prepaid, 60c.

Lowell Continuous Sprayer



The Lowell Continuous Sprayer is a tin sprayer, which delivers a continuous mist like spray. Will handle any solution which does not contain sediment. 1½x14 inch air chamber. 3-16 inch brass ball check valve. Capacity one full quart. Postpaid 90c. Not prepaid, 80c.



Hudson Bellows Duster



The Hudson Bellows Duster is used with Arsenate of Lead, Calcium Arsenate and other powdered insecticides in truck gardens, potato patches, tobacco fields, cotton fields, etc. The funnel unscrews from the bellows so that the powder is put directly inside the duster. It is kept constantly agitated by the action of the bellows, providing a uniform discharge. Postpaid, \$1.75. Not prepaid, \$1.50.

Rainbow Liquid Sprayer

The Rainbow Sprayer is very serviceable for light work, and is economical in the use of material. Used for liquid sprays on flowers and vegetables, and for handling Cow Ease, Vermingo, Noxicide and other disinfectants around the home, chicken houses, etc. Tank: one full quart capacity; made of heavy tin, lockseamed and leak-proof. Postpaid 60c. Not prepaid 50c.

Hudson Major Duster

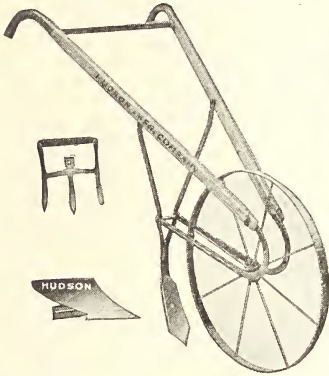


The MAJOR handles Arsenate of Lead, Calcium Arsenate, Magnesium Arsenate and similar poisons very efficiently. Fitted with powder strainer to prevent clogging. The extension pipe has two angle nozzles for spreading the dust under the leaves of low-growing plants. Postpaid \$1.15. Not prepaid \$1.00.

EVERY FARM HOME SHOULD HAVE AT LEAST ONE STANDARD SPRAY PUMP DESCRIBED AT TOP OF THIS PAGE.

ORCHARD, LAWN AND GARDEN TOOLS

Hudson Garden Plow

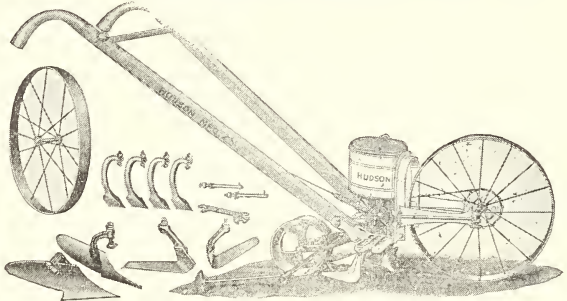


The Hudson Garden Plow is a favorite with truck farmers and home gardeners. It is a great time saver and pays for itself in a few days.

The Plow and double-pointed shovel, are made of regular plow steel. Surfaces are polished and lacquered and cutting edges sharpened. Combination Rake and Scuffer hoe is malleable iron with carbon steel blade. Frame is steel with adjustments for varying the pitch of the tools. Handles are seasoned hardwood, reinforced at tips with steel straps to prevent splitting, and adjustable in height. Wheel is 24 inches high with 1 1/4 inch tire, insuring easy running.

Price, No. 240, \$4.25.

Hudson Seeder and Single or Double Wheel Cultivator. No. 201

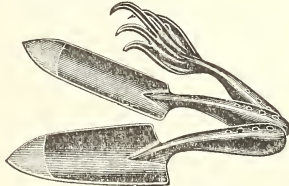


This machine is a combination outfit which may be used as a hill or drill seeder, double or single wheel cultivator, plow or hoe, as conditions require. It is readily converted from one use to another.

As a seeder, this machine opens the furrow, drops the seed, closes the furrow, packs the earth, and marks the next row—all in one operation. The seed regulator is made entirely of brass, with openings die cut to insure absolute uniformity. This gives perfect control of the seed flow and insures a uniform drop. Sows all seeds from beans down to the finest garden variety, in continuous drills, or hills 4, 6, 8, 10, 12 or 24 inches apart. Adjustments in furrow-opening shoe and furrow coverer permit planting at any depth up to 2 inches. Complete as illustrated. (No. 201), \$17.00. Single Wheel Seeder only (No. 205), \$14.00.



POST HOLE DIGGER—Hardwood handles, round taps, square shoulders, fitted into one solid socket and bolted; one piece solid steel blade of first quality; blades 9 inches long. Digs 6-inch hole; length over all, 57 inches; point of blades polished. Not Prepaid, \$2.00.



THREE PIECE GARDEN SET.

Set of Three Tools: One regular Trowel, one Transplanting Trowel, and one Weeder. All made of heavy pressed steel, handsomely finished. Price, per set, Prepaid, 35c. Not Prepaid, 75c.



GARDEN TROWEL No. T10—Six-inch heavy crucible steel forged one piece, half polished and green enameled blade. Wrought ferrule. Hardwood handle. Postpaid, \$1.00; Not Prepaid, 90c.



GARDEN TROWEL NO. T25—6 inch one-piece heavy rolled steel blade for transplanting. Postpaid 35c. Not prepaid 25c.



GARDEN TROWEL No. T20—6-inch rolled steel, riveted blade, half polished and green enameled. Malleable tang. Postpaid, 45c; Not Prepaid, 35c.




DANDELION DIGGER NO. 219—Made of octagon tool steel tempered 15 in. long. Can also be used for an asparagus knife. Postpaid, 60c; Not Prepaid, 50c.

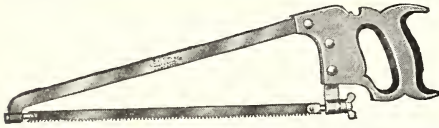
WATERING POTS

Galvanized
Not Prepaid

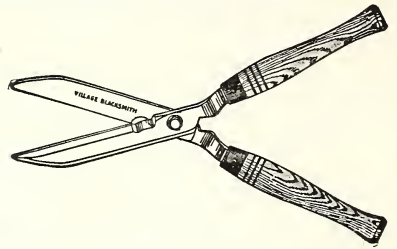
4 qt.	\$.75
6 qt.	\$.85
8 qt.	\$1.00
10 qt.	\$1.15
12 qt.	\$1.30
16 qt.	\$1.50



ORCHARD, LAWN AND GARDEN TOOLS—Cont.




DISSTON PRUNING SAW No. 19—Crucible blue steel blade; polished flat steel frame, slightly tapered; riveted socket; swivel stretcher; adjustable blades; beechwood handle. Postpaid, \$1.85. Not prepaid, \$1.75.



HEDGE SHEAR No. 900—Forged crucible steel notched, hammer finish; hardwood handles; blade 9 inches. Postpaid, \$2.50. Not prepaid, \$2.25.



DISSTON PRUNING SAW No. 7—Cast steel blade, applewood handle, polished edges; 2 brass screws, length 18 inches. Postpaid, \$1.60. Not Prepaid, \$1.50.



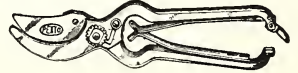
DISSTON'S LITTLE GIANT TREE PRUNER AND SAW—A

thoroughly practical and very useful tool for the small orchard and private estate. Furnished only as illustrated without pole or rope. Postpaid, \$3.60. Not prepaid, \$3.35.



DISSTON PRUNING SAW No. 4—Duplex, double edge, cast steel blade, polished. Quick acting teeth on one side and plain teeth on reverse edge; beechwood handle, polished; 3 brass screws; 16 inches. Postpaid, \$1.35. Not Prepaid, \$1.75.

PRUNING SHEAR No. 312—California pattern. Length 9 in. High grade tempered steel blade. Double flat brass springs. Adjustable ratchet nut. Postpaid, \$1.45. Not prepaid, \$1.35.




DISSTON PRUNING SAW No. 50—Crescent shape; crucible steel blade, polished, carved beechwood handle, brass screws; 14 inches. Postpaid, \$1.35. Not Prepaid \$1.25.



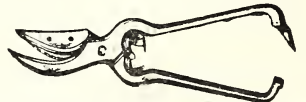
PRUNING SHEAR No. 311—California pattern. Length 9 in. Tempered tool steel blade. Volute spring. Postpaid, \$1.05. Not prepaid, 95c.

DISSTON POLE PRUNERS—A practical tool for orchardists, foresters, farmers and other users of pruning tools. The stout solid steel hook on the end of the pole is hooked to branch to be cut; a pull on the lever and the operation is completed. Immediately the lever is brought back into position for another cut by a coil spring attached to pole and lever.




8 ft., \$3.50; 10 ft., \$4.00; 12 ft. \$5. Cannot be mailed.


LADIES' ROSE SHEAR—A beautiful finished, full polished and nickel plated shear. Length 6 inches. Tempered steel blade. Postpaid, \$1.60; Not prepaid, \$1.50.



DISSTON'S LOPPING SHEAR No. 1—Polished hardwood handle 24 inches long; heavy ferrule; heavy blades for heavy work. Postpaid, \$3.15. Not prepaid \$3.00.

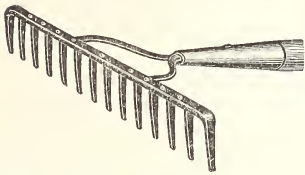


TOBACCO KNIFE



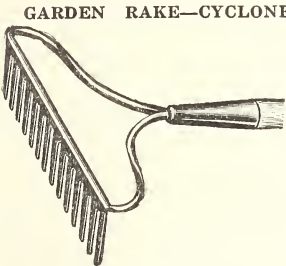
No. 3Pt.—Crucible steel blade 3½ inches long with double cutting edge. Curved handle 6 inches long. Postpaid, 50c; Not prepaid, 40c.

ORCHARD, LAWN AND GARDEN TOOLS—Cont.



GARDEN RAKE—BLUE GRASS No. 14—Best quality steel. The teeth are made of polished steel in pairs solidly riveted to the channel steel

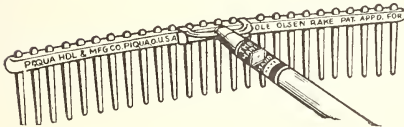
head. The end teeth are crimped, which prevents their bending sideways. Made with wrought steel braced tang, making it the strongest and most durable rake on the market. Straight grain white ash handle. Not prepaid, \$1.25.



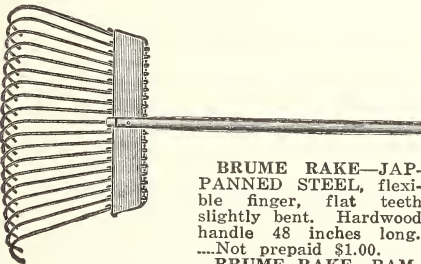
GARDEN RAKE—CYCLONE

No. 14—Solid bow, head and teeth forged from one piece of steel, bonze finish, 5½ foot straight grain white ash handle.

Not P re paid \$ 1.00



WOOD LAWN RAKE—Wood head, teeth and handle; malleable socket and lugs; socket fastened to head by two lugs that grip around the head. Straight grain white ash handle. Length of head 23 inches; 26 teeth 3¼ inches long. This is a splendid rake to use on very fine smooth lawns, but is not adapted for rough ground. Not prepaid \$1.00.



BRUME RAKE—JAPANNED STEEL, flexible finger, flat teeth slightly bent. Hardwood handle 48 inches long.Not prepaid \$1.00.
BRUME RAKE—BAMBOO—Not prepaid 50c.



LAWN RAKE No. P24—Steel wire teeth rakes have always been particularly suitable for raking lawns. They stir the soil around roots of grass without digging young seedlings of the lawn. Not Prepaid, 75c.
ANY RAKE POSTPAID 25c EXTRA.



The "Out-U-Kum" Weed Puller

AN ENTIRELY NEW PRINCIPLE

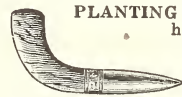
A slight Push and Pull thoroughly loosens the surrounding soil and removes not only the weed, but the entire root. Indorsed by New York State Agricultural Experiment Station. A thoroughly practical tool that does the trick. Total length 3 ft. Postpaid 85c; Not prepaid \$75c.




REDDICK MOLE TRAP

—The result of 40 years of study of all manner of methods for exterminating moles. In them are combined the best features of all former devices. Reddick Mole Traps are recommended by golf experts. They have been adopted by many of America's leading country clubs.

Postpaid, \$1.25.
Not prepaid, \$1.00.



PLANTING DIBBLE—Maple handle, steel point 4 inches long. Indispensible for setting out all sorts of plants. Postpaid, 85c. Not prepaid 75c.



TURF EDGER No. 157—Polished steel blade

of excellent quality, bronze finish, solid shank, 4 ft. white ash handle. This tool trims smoothly all sods and is a great labor-saver. Postpaid, \$1.75. Not Prepaid, \$1.50.

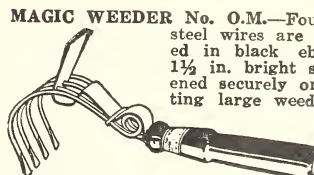


MIDGET WEEDER—Has a nine-inch handle and is designed for cultivating flowers, small shrubbery, etc., where the most careful hand work is required. It is the ideal implement for the thousands of women who tend a small garden.

Postpaid, 60c; Not Prepaid, 50c.

NO. 33—3 PRONG CULTIVATOR—Same as the Midget but with 4 foot handle.

Postpaid, \$1.10; Not Prepaid, 85c.



MAGIC WEEDER No. O.M.—Four bright heavy steel wires are securely mounted in black ebonized handle; 1½ in. bright steel blade fastened securely on back for cutting large weeds, etc. Length handle 6 inch. It is famous the world over for its usefulness. Postpaid, 55c. Not Prepaid, 50c.

ORCHARD, LAWN and GARDEN TOOLS—(Cont'd)

FLORAL SET No. BF3—Composed of hoe, shovel and rake. The handles are short, making them particularly adapted for working in flower beds or children's gardens.



Floral Set No. BF3.

Postpaid, \$2.25.
Not Prepaid, \$2.00.



GARDEN HOE (Pine Knot)—Best quality steel blade, polished; fitted straight grain white ash handle thoroughly seasoned. Postpaid, \$1.25. Not Prepaid, \$1.00.

GARDEN HOE (Cyclone)—Same style as "Pine Knot" hoe illustrated above but made of cast steel. Straight grain white ash handle. Postpaid, \$1.00. Not prepaid, 75c.



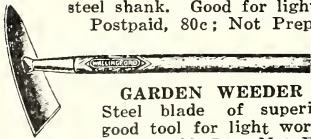
LADIES' HOE—First quality steel, polished, gold bronzed shank and ferrule, straight-grained white ash handle. A durable hoe of light weight for the garden and flower culture. Postpaid, 90c. Not prepaid, 75c.




UNHANDLED EYE HOE—Finest quality crucible steel; can be filed or sharpened; seven inch blade. Postpaid, 90c; Not prepaid 75c. With handle, Postpaid \$1.30. Not prepaid, \$1.10.



GARDEN WEEDER (Two Prong)—First quality steel blade, polished; steel shank. Good for light work. Postpaid, 80c; Not Prepaid, 65c.



GARDEN WEEDER (One Prong)—Steel blade of superior quality. A good tool for light work. Postpaid, 75c; Not Prepaid, 60c.




WEEDING HOE (Southern Queen)—First quality steel blade; half polished; straight grain white ash handle. A strong durable implement capable of pulverizing tough soils. Not prepaid, \$1.25.

GARDEN MATTOCKS



CYCLONE NO. 322—Solid cast steel body and bits; japanned body; polished tempered bits. Complete with hickory handle \$2.00.

GARDEN SCUFFLE HOE



Blade 2 1/2 x 8 inches. Sharpened on both long edges. 5 ft. handle permits the tool to be pushed ahead and pulled back without lifting from the ground. Not prepaid \$1.35.

POTATO HOOK (4 tines)—Broad oval tines of remarkable durability; straight shank, plain ferrule; 4 1/2 foot straight grain white ash handle.

Price, No. 144, Postpaid, \$1.25; Not Prepaid \$1.00.



PITCH FORK—Strap ferrule; gold and blue finish; straight grain white ash handle. We offer only one fork; a superior quality in steel; tines 10 inches long; spread 8 inches wide; 4 1/2 ft. handle. Postpaid \$2.00; Not prepaid \$1.75.



SPADING FORK—Fine bronze finish; angular steel tines of first quality; straight grained white ash handle. This tool is indispensable to all gardeners in preparing hotbeds, etc., for small seeds. Postpaid \$2.00; Not prepaid, \$1.75.



SHORT HANDLE SHOVEL—Extra cast steel; plain back socket strap; straight grain white ash handle. Used for dirt, coal, manure, etc. Postpaid, \$2.00; Not prepaid, \$1.75.

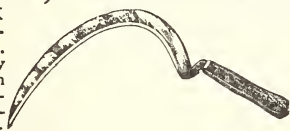
Can furnish this shovel with square point at same price.



SHORT HANDLE SPADE—Square point, polished; blade 12 in. long, 7 1/2 in. wide; handle best white ash 27 inches long. Postpaid, \$2.00; Not prepaid, \$1.75.

ORCHARD, LAWN AND GARDEN TOOLS—Cont'd.

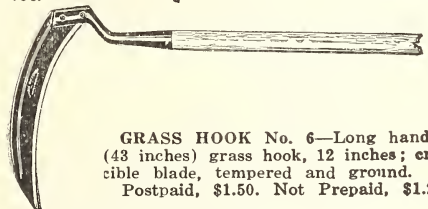
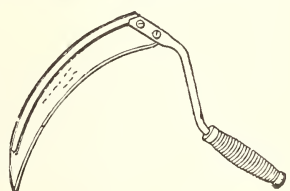
GRASS HOOK No. 3—With patented offset. Swings perfectly in the hand with little muscular effort. Forged cutlery steel. Tempered, ground sharp and whetted. Postpaid, 85c; Not Prepaid, 75c.



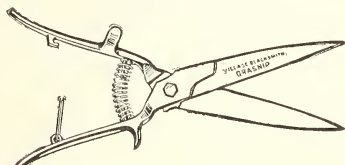
BIG INDIAN GRASS HOOK—Scythe pattern. Tempered crucible steel blade. Heavy aluminum bronzed malleable shank. Corrugated handle. Postpaid 85c. Not prepaid 75c.



GRASS HOOK No. 2—Forged crucible steel, carefully tempered, ground sharp, ready for use. Postpaid, 75c. Not prepaid 65c.



GRASS HOOK No. 6—Long handle, (43 inches) grass hook, 12 inches; crucible blade, tempered and ground. Postpaid, \$1.50. Not Prepaid, \$1.25.



GRASNIP NO. 1

A practical all-round shear, for grass, vines, light shrubbery, etc. Ground cutlery steel blades with long cutting edge. Malleable red baked enameled handles; 13 inches over all. Postpaid, \$1.10. Not prepaid, \$1.00.




GRASWIP NO. 160

Made of forged tool steel. Cuts with forward and backward swing. Postpaid, \$1.15. Not prepaid, \$1.00.




GRASS SHEAR No. V52—Trowel shank. Cutlery steel. 6 in. blade. Green enameled handle and spring. Full polished edges. Postpaid, 85c. Not prepaid, 75c.

Hose Reel



Hose Reel No. 10. The very best Hose Reel on the market for lawn or garden. It is a tubular all-metal reel. Simple in construction, easily manipulated, and exceptionally durable. The corrugated iron drum is 9 inches in diameter; the wheels are 21½ inches in diameter; capacity, 100 ft. of hose. Do not wear the hose out dragging around on the ground. The reel keeps it clean and makes the best of care simple. Price, \$5.00.

Water Ballast Lawn Rollers



Buch Water Ballast Rollers have high carbon steel axles and roller bearings. The electrically welded steel drum may be filled with water or sand to increase the weight. It is the most satisfactory roller on the market. It is durable and strong; can be made any weight up to capacity of individual roller, and is easy to handle.

No.	Dia. In.	Length In.	Empty	WEIGHTS	
				Filled with Water	PRICE
602	18	24	85	265	\$17.50
603	24	24	110	420	20.00
604	24	32	130	566	22.50

GRAFTING WAX

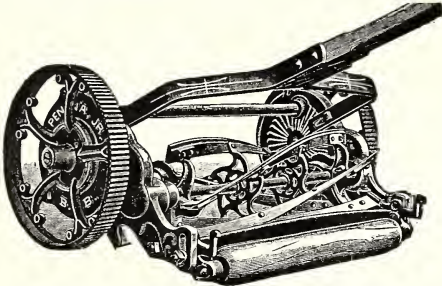
Trowbridge's Grafting Wax has been on the market for over fifty years. It is the oldest and best on the market.

Postpaid, ½ lb. Cake 35c. 6 Cakes \$1.65.
Not prepaid, ½ lb. Cake 30c; 6 cakes \$1.50.

PENNSYLVANIA LAWN MOWERS

Pennsylvania Lawn Mowers are the result of many years of scientific study, combined with practical knowledge of many and varied conditions under which they may be used. It is known everywhere as the lawn mower of quality. Let this quality solve the ever perplexing troubles of a smooth running and even cutting machine.

Pennsylvania Junior Ball Bearing




The Pennsylvania Junior has all the good points that a high grade mower should have and some features that make it the most perfect grass cutter in the world. Its self-sharpening features alone will make it worth its cost to the user, as it will save this expense until the blades are worn out, in average use a dozen years or more.

Blades: Five crucible tool steel, oil hardened and water tempered. Gears: A triple set on each side. Wheel Base extra long, cuts smoothly over uneven ground. Wheels 10 inches; open spokes. Bottom Knife: Raised edge of tempered, crucible tool steel. Height of Cut: $\frac{1}{4}$ to 1 5-16 inch. Will cut grass 6 inches high.

Price 17 in., \$30.00; 19 in. \$33.00.

Great American Ball Bearing



The Great American Ball Bearing is the best all-around mower of its type in the world. The perfectly-fitting ball cups and cones insure an easy running machine.

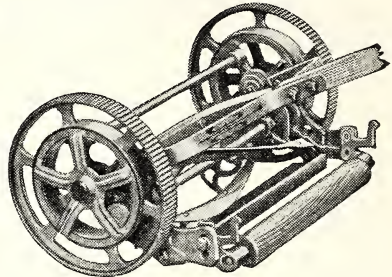
Blades: Five crucible tool steel, oil hardened and water tempered. Gears: Double; one in each drive wheel; cone and cups, hardened tool steel; extra large balls of highest quality. Wheels: 10 inches. Bottom Knife: Self-sharpening; raised edge; crucible tool steel, insuring long service. Height of Cut: $\frac{1}{2}$ to 1 $\frac{1}{2}$ inches, will cut grass 6 inches high.

Price 17 inch \$22.50; 19 inch \$25.00.

Delta Ball Bearing


Best value in a low priced ball bearing mower. Blades: Four crucible tool steel, hardened and tempered. Gears: Internal; one in each wheel. Bearings: Full "Pennsylvania Quality" bearings. Wheels: 8 inches; spoke rim. Parts: Malleable and cast; accurately machined to insure noiseless service. Bottom Knife: Enos patent; self-sharpening; tempered spring steel. Height of Cut: $\frac{1}{2}$ to 1 $\frac{1}{4}$ inches. Will cut grass 5 inches high. Price, 16 inch \$10.00

Sensation Ball Bearing



The SENSATION is one of the latest additions to the Pennsylvania line of mowers and answers the need of a high grade mower at a moderate price. It is handsomely finished in gold touched up with blue. 9 inch wheels, 5 $\frac{1}{2}$ inch cylinder, 4 crucible steel blades, automatic spring adjustment on cylinder cones. Height of cut $\frac{1}{2}$ to 1 $\frac{1}{2}$ inch; will cut grass 5 inches high.

Price 14 inch, \$8.50.



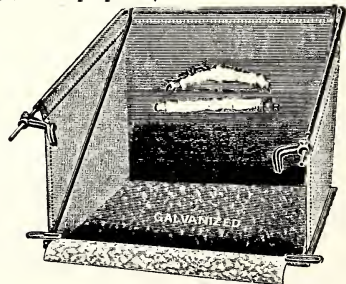
Pennsylvania Undercut B. B. Trimmer

The unique construction of the undercut trimmer permits cutting, not only close up to a wall, fence, tree, etc., but it will get the grass under a fence or rock-cut base of tombstones, house foundations, and other places hitherto out of reach of anything but hand shears.

The slanting side plate and conical cylinder make it possible to cut all grass left by the regular style of lawn mower; 9 $\frac{1}{2}$ in. drive wheel; 4 blade cylinder. Width of Cut: 5 $\frac{1}{2}$ inches. Price, \$12.00.

Grass Catcher

A metal bottom catcher made of finest quality, extra heavy white duck with heavy galvanized wire frame and adjustable steel hooks to fit any size mower. Not prepaid \$1.50.

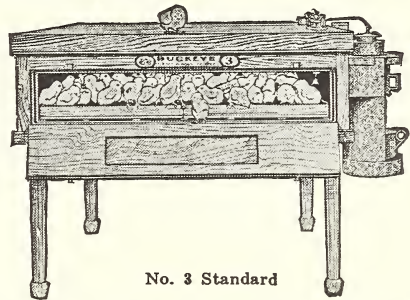


BUCKEYE INCUBATORS—The Perfect Hatchers

The successful poultry breeder is the man or woman who has learned by experience, and when you find thousands of such breeders using a certain article year after year, you must be convinced that they have found that article to be absolutely satisfactory or they would not be using it. And when the article in question happens to be an incubator, the machine on which they must depend for the production of all the chickens they raise, it is a foregone conclusion that they could not be successful unless the incubators they are using are producing the highest percentage of the highest grade chicks, the kind of chicks that enables them to perpetuate their stock and turn their product into profit.

Over 500,000 satisfied users represent the proof that we offer in support of Buckeye superiority—little breeders, big breeders, beginners, experts—breeders that include every class from boys and girls with a little 65-egg machine up to the tremendous poultry plants with capacities of 50,000 eggs and more, all uniting in the same verdict.


Buckeye Standard Incubators



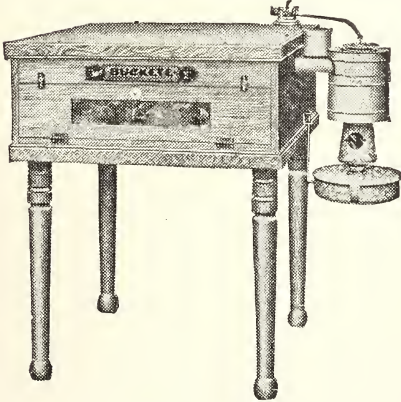
No. 3 Standard

Buckeye "Standard" Incubators are equipped with every desirable device that could possibly add to the efficiency of an incubator. Only the best of materials are used and each machine is inspected by the National Board of Insurance Underwriters before they leave the factory. It requires no artificial moisture, will operate satisfactorily in any climate, and requires no attention to the regulator from the time a hatch is started until it is finished.

It is not necessary to have any previous experience to operate a Buckeye. The entire Buckeye system is so simple that a boy or girl can operate it as satisfactorily as an experienced operator. Buckeye Standard Incubators are equipped with every desirable device that can possibly be added to an incubator. The big breeders say that there is nothing left undone, nothing to be wished for, in the "Standard." Each machine carries Underwriter's Guarantee.



Style "E," No. 14.



Style "E," No. 17.

Prices Buckeye Standard Incubators

No. 1, 120 egg capacity.....	\$ 30.00
No. 2, 175 egg capacity.....	35.00
No. 3, 250 egg capacity.....	46.50
No. 4, 350 egg capacity.....	55.00
No. 5, 600 egg capacity.....	87.50
No. 40 Mammoth, 1144 egg capacity.....	250.00

All standard incubators equipped with automatic turning trays.

Prices Of Style "E" Incubators


No. 14, 65 egg capacity.....	\$16.50
No. 16, 110 egg capacity.....	22.50
No. 17, 210 egg capacity.....	30.00
No 16 and 17 equipped with automatic turning trays.	

Style "E" Incubators are low in price and at the same time give universal satisfaction. Hundreds of poultrymen in Western North Carolina are ready to vouch for this superior low-price incubator.

Incubator Thermometers

Price, postpaid\$1.00

Catalog of Spare Parts will be furnished Buckeye owners on request. Complete line of repair parts carried in stock.



Putnam Brooder Heater

A practical and inexpensive 60 chick capacity brooder heater. Burns a minimum amount of oil and requires filling but once a week. The other materials required to install a Putnam outfit are any sort of packing box such as a shoe box, one sixth yard of oil cloth and a few nails. Full instructions as to how to construct the outfit and operate the brooder are furnished with every Putnam. Descriptive folder sent on application. Postpaid, \$4.75.

PUTNAM WICKS (Wire Wrapped)—Postpaid, 20c each, 5 for 75c.

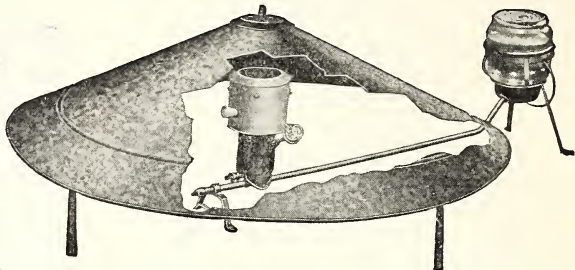
BUCKEYE BROODERS

Blue Flame Brooder

Burns oil and is easy and convenient to operate. Gives at all times uniform heat. As there are no curtains on these brooders, there is always an abundant supply of fresh air, which baby chicks need as much as heat.

Nos. 80 and 81 are termed "Warm Climate" brooders and are equipped with the same size burner as No. 27A instead of the Giant Burner supplied with No. 28A and 29A.

No. 27A, 200 chicks.....	\$14.50
No. 28A, 350 chicks.....	\$17.50
No. 29A, 500 chicks.....	\$18.50
No. 80 350 chicks.....	\$15.50
No. 81, 500 chicks.....	16.50

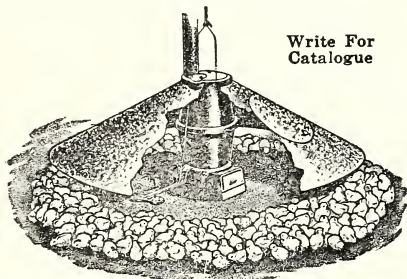


Buckeye Blue Flame "Colony" Brooders

Buckeye Colony Brooder

Coal Burner Brooder that provides constant temperature, supply of pure, fresh air, plenty of exercise and no possible chance for crowding, every essential for the welfare of growing chicks, with such automatic regularity that all unfavorable conditions are eliminated. It requires little attention, is inexpensive to operate, and raises more and stronger chicks than any other brooder.


No. 117, 350 chicks.....	\$15.00
No. 118, 500 chicks.....	17.50
No. 119, 1,000 chicks.....	22.50



Write For Catalogue

POULTRY SUPPLIES

Top-Fill Cleanable Fountain



SHOWING METHOD OF FILLING

No. 34—Made of heavy galvanized steel with double walls, keeps water cool in summer, and retard freezing in winter. Feeds automatically. Fills from top, thoroughly sanitary and easily cleaned. Has round drinking pan, and outside cover has heavy wire handle, so it can be used to carry water to fill tank. Capacity 4 gallons. Price \$2.60 Postpaid, \$2.85.

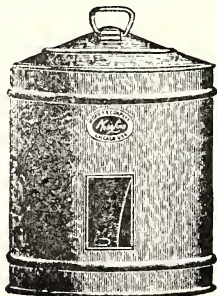
Moe's Insulated Fountains

Thick double walls packed with an efficient insulating material, which keeps the water at an even temperature in winter or summer.


Feeds the water automatically, no valves or springs. Made of heavy galvanized iron with strong carrying handle.

No. 6, 3 gals.,	\$3.00 each.
No. 7, 5 gals.,	\$3.75 each.

Postpaid 30c extra.



O. K. Warm Water Fountains




Made entirely of galvanized iron, built telescopic style and operating on a vacuum principle. The cone shaped top prevents chickens from roosting on the fountain. Easily filled and cleaned.

The heater consists of a stationary basin in the base of waterer for kerosene, to which is attached a burner with a Smokeless Chimney. Simple and inexpensive to operate. Due to the construction of the waterers a very small amount of heat is required to keep the water from freezing.

No. 4, 5 gals.....	\$5.00; Postpaid, \$5.35
No. 10, 10 gals.....	\$8.00; Postpaid, \$8.50

Star Fountain




No. 133—Fits any Mason Jar. (We do not furnish the glass jars.) Made of bright charcoal tin plate, which is not affected by milk acids. Makes an absolutely safe and sanitary feeder for buttermilk and sour milk. Postpaid, 20c each; 6 for 75c. Not prepaid, 10c each.

5 Gallon Sanitary Fount

No. 74 — This style is made with permanent bottoms. A strong, substantial wall fount at a low price. It is manufactured from galvanized iron. The capacity is 5 gallons. Can be used in combination with Heater shown below.

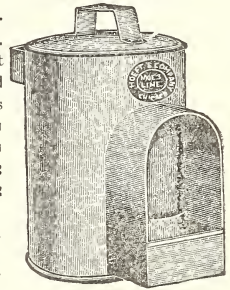
Postpaid, \$2.00.
Not prepaid \$1.75.




Mo'e's Improved Wall Fountains

Made of heavy galvanized iron, in 3 sizes. The covered outlet keeps out dust and dirt, and the outlet is further protected by a removable plate which prevents any floating rubbish from being drawn into reservoir.

No. 98—1 gal. \$1.00.
Postpaid, \$1.15.
No. 99—2 gal. \$1.40.
Postpaid, \$1.60.



Horizontal Poultry Fountain For Baby Chicks and Growing Stock

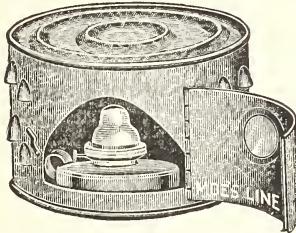


Made of best quality tight coated galvanized iron, strong and substantial, the water feeds automatically and the construction provides a large drinking surface. They are solid and compact yet light in weight and easy to carry about. Have a heavy wire carrying handle. Length 12 inches, diameter 6½ inches. Capacity about 2 gallons.
No. 135, 80c ea.; Postpaid \$1.00.

No. 10 Fountain Heater

Can be used with all styles of fountains, and effectively prevents water from freezing. Effectively solves the problem of a uniform supply of fresh, clear water at all times, no matter how cold the weather. The lamp fount or bowl holds sufficient kerosene to burn for seven days.

Price, \$1.90 each; Postpaid, \$2.10.



Buttermilk Feeder



No. 137—Heavy tin plate feeding troughs with sliding top. Easy to clean.
Price 25c; Postpaid 35c.

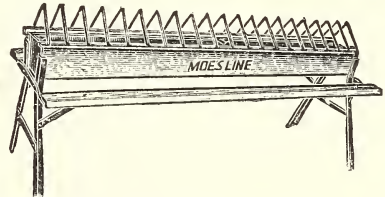
Gem Chick Fountains

A good, inexpensive galvanized steel fountain for chicks or grown fowl. Easy to fill and clean. The fluted pan is 10 inches in diameter and it will care for 18 chicks at a time without crowding. Has a substantial top handle for carrying.

No. 158 1 gal...55c, postpaid 70c
No. 159, 2 gal. 80c, postpaid 95c



Wire Guard Five Foot Feeder



The Trough is made of extra heavy galvanized steel and holds 32 quarts of feed. It is five feet long, 8 in. wide and 5 in. deep. Has wide turned in flanges on each side to prevent waste of feed.

The Wire Guards are of heavy No. 7 hard galvanized wire, correctly spaced, and electrically welded. Hinged in one unit, so the entire guard can be thrown back for filling and cleaning.

The Trough rests securely on the stand, but is not bolted down and can be easily lifted off to dump and clean it, which is a highly desirable feature.

The Stand has strong angle iron legs, well braced, complete with stout wooden perches.

No. 355. Complete with Stand and Wire Guards
Each\$4.75
No. 356. Trough only, with Wire Guards (no Stand). Each\$3.00

Mason Jar Fountain

Made of heavy terne plate, a rust resisting metal, and the finest fountain of its kind on the market. No solder used in its construction.

Made in one size and fits any Mason jar in sizes 1 Pint, 1 Quart, and 2 Quarts. (We do not furnish the glass jars.)

Postpaid, 20c each; 6 for 75c
Not prepaid, 10c each.




Round Chick Feeders



No. 12—Made of galvanized iron with 12 feed-
er holes. A great feed saver as chicks cannot
get into it and contaminate the feed. Also used
for water, 20c each; postpaid, 30c; 6 for \$1.35.
No. 11—Same as No. 12 except has 8 holes.
Price 10c each. Postpaid, 20c each; 6 for 75c.

No. 132—Same style and size as No. 12 but
made of bright charcoal tin plate which is not
affected by milk acids. Makes an absolutely
safe and sanitary feeder for buttermilk and sour
milk. Price 30c each; postpaid, 40c; 6 for \$2.00

Large Capacity Chick Feeders



A wonderful feeder for young growing stock,
and a great time and labor saver when chicks
are raised in large numbers. Made of heavy
galvanized iron.

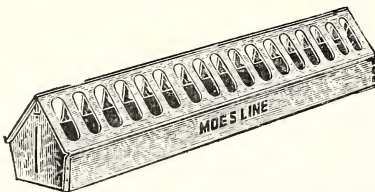
Sliding top cover, easy to fill and clean, and
the birds cannot roost on the cover or sides to
foul the feed.

No. 140—Capacity 10 quarts. 16 openings on
each side, so that 32 chicks can feed at one time.
Price \$1.00 ea.; Postpaid, \$1.20.

No. 141—Capacity 17 quarts. 27 openings on
each side, so that 54 chicks can feed at one time.
Price \$1.60 ea.; Postpaid, \$2.00.

We can furnish No. 140 or No. 141 with rain
cover for 20c extra.

Intermediate Feeder



This intermediate size feeder is intended for
growing fowl and full grown birds. Made of
galvanized steel, with slotted hinged covers, easy
to fill and clean. The feeder holes are exactly
the right size and shape to give easy access to
the feed and prevent waste.

Length of feeder 32 in., width 8 in. depth of
pan 3 1/2 in., total height 7 in. Capacity 12 quarts
of feed. Has a total of 34 feeder holes, 17 on
each side.

Price \$1.20 each. Postpaid \$1.50.


Dry Mash Hoppers



The curved bottom of the
hopper keeps the feed with-
in easy reach of the birds.
The gradual enlargement
from top to bottom prevents
clogging. The wire grid
and wires running from the
flange through the wire grid
prevents any chance of the
fowls throwing out or wast-
ing feed. The sloping cover
prevents the birds from
roosting on the hopper, and
when both covers are closed,
it is rat and mouseproof.

No. 35, Capacity 10 qts.....\$1.50; postpaid, \$1.70
No. 36, Capacity 14 qts.....\$1.70; postpaid, \$1.90.
No. 13, Capacity 22 qts.....\$2.20; postpaid \$2.45.
No. 37, Capacity 32 qts.....\$2.60; postpaid, \$2.85

"Big Boy" Feeders



No. 160—Especially designed for growing stock.
Capacity 75 pounds of mash. 34 wide openings.
An excellent feeder for turkeys. Has sliding
cover and is easily cleaned.
Price \$3.50. Postpaid \$3.75.

Double Feeding Troughs




Made of best quality Galvanized Iron with
center partition. Can be used for two kinds of
feed. Sliding top, easy to fill and clean.

No. 58, 12 in. long.....25c; Postpaid, 35c
No. 59, 18 in. long.....40c; Postpaid 50c.
No. 60, 24 in. long.....50c; Postpaid 60c.

Peerless Feeders

For pigeons, baby
chicks and growing
fowl. Made of heavy
galvanized iron. Suit-
able for either large
or small flocks, as it
has large capacity and
thirty chicks can feed
at one time. The
hopper is adjustable
up or down for dif-
ferent kinds of mash
and feed. It can be
set to feed slowly or
rapidly. Bottom con-
e-shaped so contents
will not clog. Verti-
cal feeder holes make
it impossible for
chicks to fowl or
waste the feed.



No. 192, Capacity 10 qts., \$1.35 each; postpaid
\$1.55.

No. 193, Capacity 18 qts. \$1.75 each; postpaid
\$2.00.


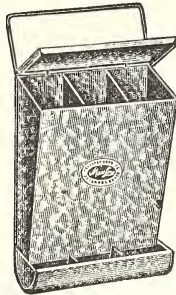
Grit And Shell Boxes

Grit, shell, and charcoal, are recognized an essential part of the diet, insuring healthy fowls. They cannot be more economically supplied than in our grit and shell boxes.

No. 45, 2 compartments 40c; postpaid, 55c.

No. 9, 3 compartments 75c; postpaid, 90c.

No. 90, 4 compartments \$1.00; postpaid, \$1.15.



Moe's Oat Sprouter

Frame is of steel, 3 ft. high, well braced and neatly painted. Has six interchangeable heavy galvanized iron pans, 16 in. by 18 in. Five of the pans have perforated bottoms to secure the proper drainage, and the bottom pan is solid to hold the drippings. No lamp or heater required. Best results are obtained if the sprouter is placed in a cellar near the furnace or in a room with a temperature of 65 or 70 degrees. Use good oats and soak

them in water for about 12 hours, then fill the trays to a depth of about 1 in. Sprinkle and stir with a paddle each day until they sprout. Then discontinue stirring, but continue to sprinkle daily. Postpaid, \$5.50; Not prepaid, \$5.50.



Dixie Feeding Trough

Made of best quality galvanized steel. Easily filled and cleaned, has turned in flange to prevent waste of feed. Fitted with heavy wire top guard to keep chicks out of feeder.

No. 460 18 in. long.....20c; Postpaid 30c

No. 462 30 in. long.....30c; Postpaid 40c

Poultry Punch No. 39



A new improved punch, scissors type. Works easily, cuts clean and does not pinch the foot.

Convenient to carry in vest pocket, and the lower end is an excellent cigar cutter.

Nickel Plated Finish, length, 3 1/2 in. Postpaid, 40c. Not prepaid, 35c.

Adjustable Leg Bands

Made of sheet aluminum, with large raised numbers, easy to read from a distance. Adjustable for any size fowl. Accurately made and quickly applied. Numbered 1 to 12-1 to 25-1 to 50-1 to 100-101 to 200, etc., up to 999, which is the highest number made.



12 bands ----- \$0.15	100 bands ----- \$0.65
25 bands ----- .25	500 bands ----- 3.00
50 bands ----- .40	1000 bands ----- 5.50

Celluloid Leg Bands

Colored Leg Bands are made of celluloid, in fast colors. They are of a proper temper, keep their shape, light in weight and very durable. Will not fade, and are weather proof. Quickly put on or removed, and make it easy to keep an accurate register of your birds.



Furnished in five sizes; for Asiatic, American and Mediterranean breeds of chickens, also for baby chicks and pigeons. Four colors, yellow, green, pink and dark blue. When ordering state what size fowl the bands are required for and the color preferred.

POULTRY SIZES


12 bands ----- \$0.15
25 bands ----- .25
50 bands ----- .40
100 bands ----- .70
500 bands ----- 3.25
1000 bands ----- 6.00

PIGEON AND BABY CHICK SIZES

12 bands ----- \$0.10
25 bands ----- .15
50 bands ----- .20
100 bands ----- .35
500 bands ----- 1.50
1000 bands ----- 2.50

Caponizing Tools

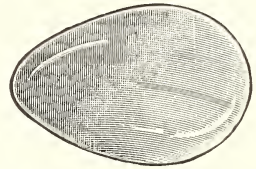
Write for booklet that will give information how your market stock may be made to yield 100% more. It is done with Philadelphia caponizing tools. Postpaid, per set.....\$5.00



China Nest Eggs

Made of white porcelain, natural in appearance, and uniform in size. Will not easily break.

They induce the hen to lay where she should — in the nests provided for her.



Postpaid, doz. 45c. Not prepaid, doz. 35c.

Specialties for Stock and Dogs

BLACKMAN'S MEDICATED SALT BRICK —The best Salt Brick on the market. A worm medicine, blood purifier, kidney regulator. Tonic and appetizer for all classes of livestock. Postpaid, 30c. Not prepaid, 25c ea., 5 for \$1.00; doz. for \$2.25.

BENNETT'S MILK BONE DOG BISCUITS AND MILK BONE PUPPY BISCUITS—Pure food for dogs, a complete scientifically balanced food. Postpaid, 25c and 50c. Not prepaid, 20c and 40c.

PERFECTION DOG FOOD—One of the best and most popular dog foods on the market today. Postpaid, 10 lbs., \$1.20; 25 lbs., \$2.30; 50 lbs., \$4.25. Not prepaid, 25 lbs., \$2.00; 50 lbs., \$3.50; 100 lbs., \$6.50.

WATER GLASS (Egg Preserver)—In the spring months low prices of eggs frequently play havoc with profits unless these cheap eggs are taken off the market. There are two very simple solutions to the problem. One is to hatch surplus eggs the Buckeye way. Another is to put them up in Water Glass. One quart of Water Glass will preserve 15 to 20 dozen eggs. Full directions on every can. Quart can 40c; Cannot be mailed.

CONKEY'S POULTRY REMEDIES

For more than 30 years Conkey has been The Poultry Doctor. Take his advice. Install a Conkey Corner of remedies in your poultry house as insurance against disease, trouble, loss, and disappointment. We sell Conkey's Poultry Remedies because we know they are reliable.



SEND US YOUR NAME AND WE WILL MAIL YOU FREE OF CHARGE, A COPY OF CONKEY'S POULTRY BOOK.

Don't Worry! Conkey Will Cure Me

- Balmo (Formerly Canker and Bronchitis Conkey Pills (Formerly Roup Pills).....25c; 50c
- Diatax (Formerly White Diarrhea Remedy).....25c; 50c; \$1.00
- Head Lice Ointment.....10c; 25c.
- Lice Powder.....35c; 75c.
- Noxicide (Lice and Mite Liquid—Disinfectant and Germicide) Pt. 50c; Qt. 80c; 1/2 gal. \$1.30; gal. \$2.00.
- Old Reliable Powder (Formerly Roup Remedy).....25c; 50c
- Poultry Tonic.....25c; 50c; \$1.00
- 12 lb. Pail \$1.60; 25 lb. Pail \$3.00
- Poultry Worm Remedy.....25c
- Salvo (Formerly Sorehead Remedy).....25c
- Scaley Leg Remedy.....25c
- Y. O. (Charged with Vitamins).....55c; \$1.00

OTHER REMEDIES

- Avicol—For prevention and treating Blackhead, Cholera and White Diarrhea in Chickens Pigeons and Turkeys.....50c; \$1.00
- Conkey's Stock Tonic.....25c; 50c
- Gape Worm Extractor.....30c
- Sodium Floride (Lice Powder).....35c; 60c
- Sulphur Candles.....15c

Garden Books

GARDEN GUIDE—A complete handbook written especially for the amateur gardener. This book is veritably a Treasury of Knowledge; it gives information on every division of horticulture, and its advices followed will enable any amateur to become a successful gardener. Price \$1.50 postpaid.

1001 GARDEN QUESTIONS ANSWERED—A guide book to daily operations, covering the flower, vegetable and fruit garden. The information and a wealth of facts which hundreds of men have spent their lives in obtaining will be found in this volume. Price \$2.00 postpaid.

ROSE SPRAYS



other plants. Mix one tablespoonful to quart of water; 2 ozs. to the gallon. Postpaid, 2 oz. bottle 60c; 1/2 pt. can \$1.35. Not prepaid, 2 oz. bottle 50c; 1/2 lb. can \$1.35.



not discolor the foliage. Mix one tablespoonful to quart of water, 2 ozs. to the gal. Cannot be mailed. Not prepaid 1/2 pt. 75c; pt. \$1.25; quart \$2.00.



Beetles. Mix one tablespoonful to quart of water, 2 ozs. to the gallon. Cannot be mailed. Not prepaid, 4 ozs. 60c; 1/2 pt. \$1.00; qt. \$1.75.

makes a complete spray for aphids and most sucking insects; prepared especially for roses and tablespoonful to quart of water, a highly concentrated form of fungicide that will control mildew and black spot on roses. Will control mildew and black spot on roses. Will Mix one tablespoonful to quart of water, 2 ozs. to the gal. Cannot be mailed.

a complete spray for leaf chewing insects, including caterpillars, rose slug worms and Japanese Beetles. Mix one tablespoonful to quart of water, 2 ozs. to the gallon. Cannot be mailed.

Globe Feeds

We sell a complete line of Globe Feeds, manufactured by the Albert Dickinson Company, Chicago, Ill. There are cheaper feeds on the market, but cheap feeds are always expensive in the long run. Globe Feeds are always the same in quality no matter the price of grain. We handle both mash and scratch for baby chicks, growing chicks and for grown fowls. We also handle Globe Dairy Feed, Rabbit Feed Calf Meal and Pigeon Feed. The price of all feeds fluctuate constantly, hence it is not possible to list prices in this catalog. Prices will be submitted on application. Write for a Globe Poultry Book.

FOUST'S HEALTH GRIT—A health tonic for pigeons. A mixture of salt, sea shells, rock grit, etc. Postpaid, 5 lbs., 35c; 10 lbs., 65c; 25 lbs., \$1.45; 50 lbs. \$2.65. Not Prepaid, 5 lbs. 25c; 25 lbs. \$1.00; 50 lbs. \$1.90; 100 lbs. \$3.50.

CRUSHED OYSTER SHELL—Should be kept available for fowls at all times; forms egg shells. Coarse or fine: Postpaid, 5 lbs. 25c; 10 lbs. 45c; 25 lbs. \$1.00; 50 lbs. \$1.65. Not Prepaid, per lb. 3c; bag (100 lbs.) \$1.50.

LIME GRIT—A necessity for both young and old stock. Don't expect your birds to grind their food with oyster shell alone. Coarse or fine: Postpaid, 5 lbs. 25c; 10 lbs. 45c; 25 lbs. \$1.05; 50 lbs., \$1.85. Not Prepaid, per lb., 3c; bag (100 lbs.), \$1.75.

CHARCOAL — Aids digestion; purifies the blood, and generally promotes the good health and vigor of your birds. Coarse or fine: Postpaid, 5 lbs., 55c; 25 lbs., \$1.75; bag (50 lbs.), \$2.75. Not Prepaid, lb., 7c; bag (50 lbs.), \$2.00.

DON SUNG—Chinese Tablets for Egg Laying. Scientifically compounded to make a balanced tonic and regulator for hens and to stimulate egg laying. Postpaid, 45 tablets 50c; 135 tablets, \$1.00.


Raffia (Natural Only)
Raffia is used for many purposes, chiefly for basket making, tying vegetables, etc. By using Diamond Dyes beautiful colors may be secured and Raffia dyed in this way can be made up into many useful articles. Postpaid, 1/2 lb. 35c; lb., 60c; 5 lbs., \$2.50. Not prepaid, 1/2 lb., 30c; lb., 50c; 5 lbs., \$2.25.

Wood Labels (Painted) FOR POTS AND GARDEN PLANTS
Per 100
4 inch for Pots.....\$0.40
6 inch for Pots......50
12 inch for Pots..... 2.00
3 inch wood, wired for trees, shrubs, etc..... .45
If to be sent Parcel Post, please add 10c per 100 and 25c per 500 to above prices.

WIRE HANGING BASKETS
(12 inch diameter)
Postpaid each 65c; 6 for \$2.85.
Not prepaid each 50c; 6 for \$2.50.

RED CROSS RAT AND MOUSE EMBALMER—A most effective poison against rats and mice. It dries them up, mummifies the dead bodies and leaves no odor, providing a sufficient amount is used to insure every rat getting enough. Used by biggest flour mills, grocers, railroads, etc., in United States. Price, 25c; 50c; \$1.00.

FLOWER POTS AND SAUCERS



Full inside measurements. Six at dozen rate, fifty at hundred rate. Shipped by freight or express. We pack carefully but do not assume any responsibility for breakage. No clay flower pots or saucers sent by mail.

STANDARD POTS

Diameter	Ea.	Doz.	Hundred
2 in. -----	\$.03	\$.20	\$ 1.20
2½ in. -----	.03	.30	1.75
3 in. -----	.04	.35	2.25
4 in. -----	.05	.50	3.75
5 in. -----	.10	.85	6.50
6 in. -----	.15	1.35	10.00
7 in. -----	.20	2.00	16.00
8 in. -----	.30	2.85	22.50
9 in. -----	.45	4.40	35.00
10 in. -----	.60	6.00	48.00
12 in. -----	1.00	11.00	
14 in. -----	1.75		

FLOWER POT SAUCERS

Size	Each	Dozen
4 inch -----	\$.04	\$.40
5 inch -----	.05	.50
6 inch -----	.06	.60
7 inch -----	.08	.80
8 inch -----	.12	1.20
9 inch -----	.15	1.50
10 inch -----	.20	2.00
12 inch -----	.30	3.00
14 inch -----	.45	--

NEPONSET WATERPROOF PAPER FLOWER POTS

Diam.	Not Prepaid			Postpaid		
	Doz.	100	1000	Doz.	100	1000
2½" -----	.15	.65	5.50	.25	.80	5.75
3" -----	.18	.85	7.50	.28	1.00	7.85
3½" -----	.20	1.15	10.00	.30	1.35	10.50

GLASS CLOTH

It is a substitute for glass but much cheaper and in many ways superior. It does not break like glass and it admits the valuable ultra-violet rays of the sun. Fine for hot beds, poultry houses, scratch sheds, porches, etc.

Not prepaid, Yard 40c; 6 yards \$2.25; 10 yards \$3.50; 15 yards \$5.00.


Hot bed sash with 2 yards cloth \$2.00.

CEDAR PLANT TUBS

These tubs will last twice as long as cypress tubs. They are highly finished with black hoops, handles and legs.



No.	Diameter	Depth	
No. 2 -----	13 in.	12¾ in.	\$3.00
No. 3 -----	14¾ in.	14¾ in.	3.75
No. 3½ -----	16½ in.	15½ in.	4.75



BIRDS AND BIRD CAGES

We carry a fine assortment of Bird Cages ranging in price from \$2.25 up.

Our Canaries are imported and carry a liberal guarantee.

Inquiries regarding either of the above are invited.

BIRD AND FISH SUPPLIES Postpaid

Philadelphia Bird Seed.....	2 pkts. 50c; 6 for \$1.25
Mixed Bird Seed.....	2 lbs. 50c; 5 lbs. 95c
Mixed Parrot Seed.....	lb. 35c; 2 lb. Box. 60c
Sunflower Seed.....	lb. 35c; 5 lbs. \$1.25
Bird Manna.....	Pkt. 15c; 2 pkts. 25c
Magic Song Restorer.....	Box 35c; 2 box 60c
Silver or Red Gravel.....	Pkt. 25c; 2 pkts. 40c
Bird Bitters.....	pkt. 30c
Bird Mite Powder.....	pkt. 25c
Mite Powder Gun.....	ea. 20c
Mexican Leg Salve.....	pkt. 25c
Cuttle Fish Bone and Holder.....	ea. 10c
Bird Coloring (Orange).....	pkt. 30c
Bird Moulting Pepper.....	pkt. 25c
Bird Nesting.....	pkt. 12c
Bird Baths.....	ea. 25c
Cage Cups.....	ea. 25c; 2 for 45c
Cage Springs.....	ea. 35c
Cage Hooks.....	ea. 30c
Fish Food Wafers.....	pkt. 12c
Natural Fish Food.....	Can, 12c
8 in 1 Song Restorer.....	Jar, 40c

Justrite Line

Balm for Baldness.....	pkt. 30c
Bird Bitters.....	pkt. 30c
Bird Jelly.....	pkt. 27c
Bird Tonic.....	pkt. 30c
Bird Wash.....	pkt. 30c
Canary Food Packet.....	each 75c
Color and Pepper Food.....	pkt. 30c
Egg and Nesting Food.....	pkt. 20c
Feather Pulling Food.....	pkt. 28c
Fish Tonic.....	pkt. 18c
Honey Roll.....	pkt. 15c; 2 pkts. 25c
Lice Destroyer Kit.....	each 75c
Lice Powder.....	pkt. 20c; 2 pkts. 35c
Moulting Food.....	pkt. 30c
Mixed Bird Seed, Imported.....	2 pkts. 50c
Rol-er-ka-nar-e Seed.....	2 pkts. 65c
Silver or Brown Gravel.....	pkt. 20c; 2 pkts. 35c
Turtle Food.....	pkt. 18c
Vitamine Health Food.....	pkt. 30c
White Fungus Remedy For Fish.....	pkt. 30c



City Hall Plaza, Asheville, N. C. Vigoro was used to beautify these grounds.

For Gardening Success

THE best seeds and plants will not produce good results if grown in an impoverished soil. Be sure your plants get all the nourishment they need for full growth and greatest beauty. Feed them with Vigoro, the complete, scientifically balanced plant food.

Vigoro produces thick, velvety-green lawns with deep, extensive roots; helps choke out weeds; and increases humus in the soil. It makes flowers larger and more beautiful; produces early, delicious vegetables; luxuriant shrubbery; and healthy, full-foliaged trees. Vigoro is clean, odorless, and easy to use. It's economical, too!

Costs only 10¢ to 20¢ for every 100 square feet.

Order enough Vigoro for everything you grow.



1

Read simple directions

Complete directions in every bag.



2

Apply Vigoro evenly



3

Wet down thoroughly

Prices

- 100-lb. bag - \$5.00
- 50-lb. bag - 3.00
- 25-lb. bag - 1.75
- 5-lb. pkg. - .50
- 12-oz. pkg. - .10

F. O. B. Asheville, N. C.

VIGORO

Complete plant food

A product of Swift & Company
For Lawns, Gardens, Flowers,
Shrubbery, and Trees

