



U.S. Department of Agriculture
Animal and Plant Health Inspection Service
Wildlife Services

Historic document – Content may not reflect
current scientific research, policies or practices.

American Wildcelery (*Vallisneria americana*): Ecological Considerations for Restoration

By Carl E. Korschgen
William L. Green

Library
USDA/ARS/S&T
Wildlife Research Center
P.O. Box 25266, Bldg. 16
Dept. Federal Center
Denver, CO 80225-0266



UNITED STATES DEPARTMENT OF THE INTERIOR
FISH AND WILDLIFE SERVICE
Fish and Wildlife Technical Report 19
Washington, D.C. • 1988

WILDLIFE RESEARCH CENTER LIBRARY



90004961

Contents

	Page
Abstract	1
Description	2
Taxonomy	2
Morphology	2
Distribution	2
Reproduction	2
Sexual	3
Asexual	6
Phenology	6
Ecology	6
Water Depth and Turbidity	6
Hydrostatic Pressure	8
Substrate	8
Temperature	8
Flow	8
Water Chemistry	8
Chemical Control	10
Biological Control	11
Productivity	12
Rosettes	12
Winter Buds	12
Value	12
General	12
Wildlife Food	13
Nutritive Value	13
Invertebrate Cover	14
Fish Cover	14
Other	14
Propagation	15
Methods of Planting	15
Evaluation of Transplants	17
Materials	18
Costs	18
Sources	19
Acknowledgments	19
References	20

American Wildcelery (*Vallisneria americana*): Ecological Considerations for Restoration

by

Carl E. Korschgen and William L. Green

*U.S. Fish and Wildlife Service
Northern Prairie Wildlife Research Center
LaCrosse Field Station
P.O. Box 2226
LaCrosse, Wisconsin 54601*

Abstract

The success of vegetation management programs for waterfowl is dependent on knowing the physical and physiological requirements of the target species. Lakes and riverine impoundments that contain an abundance of the American wildcelery plant (*Vallisneria americana*) have traditionally been favored by canvasback ducks (*Aythya valisineria*) and other waterfowl species as feeding areas during migration. Information on the ecology of *V. americana* is summarized to serve as a guide for potential wetland restoration projects. Because of the geographic diversity and wetland conditions in which *V. americana* is found, we have avoided making hard-and-fast conclusions about the requirements of the plant. Rather, we present as much general information as possible and provide the sources of more specific information. *Vallisneria americana* is a submersed aquatic plant that has management potential. Techniques are described for transplanting winter buds from one location to another. Management programs that employ these techniques should define objectives clearly and evaluate the water regime carefully before initiating a major effort.

Habitat management projects for restoring and managing lakes and riverine impoundments for waterfowl in general, and canvasback (*Aythya valisineria*) migration and wintering habitats in particular, have led to a better understanding of one of the most important components of this habitat—the American wildcelery plant (*Vallisneria americana*). We compile and summarize information related to the ecology of American wildcelery and provide recommendations for its propagation. Habitat management programs based on natural succession patterns and an understanding of ecological tolerances of target species produce the most ecologically and economically sound results.

According to Cottam (1939), the scientific name of the canvasback derives from association with the American wildcelery plant. McAtee (1917) wrote about the value of this plant as a waterfowl food.

To a certain extent this association is justified, since the canvasback evidently is very fond of the subterranean propagating buds of this plant. However, the assertion that the flavor of the canvasback is superior to that of any other duck and that this depends on a diet of wildcelery is not proved, to say the least. The scaups, or bluebills, and the redhead also are very fond of wildcelery, and are fully as capable of getting the delicious buds as is the canvasback. Several other ducks get more or less of this food, the writer finding that even the scoters on a Wisconsin lake in fall lived almost exclusively on it for the time. All parts of the plant are eaten by ducks, but the tender winter buds and rootstocks are relished by most. Wildcelery buds can usually be obtained only by the diving ducks, as the bluebills, redhead, canvasback, and scoters. The nondiving species, as the mallard, black duck, baldpate and the geese, get an occasional bud, but more often they feed upon the leaves. Wild fowl not thus far specifically mentioned which also feed upon wildcelery include wood ducks, pintail, ruddy duck, buffle-head, whistler, green-winged and blue-winged teals, greater and lesser scaups or bluebills, white-winged and surf scoters, and whistling swan.'

'The names wildcelery and canvasback duck have been closely associated in the annals of American

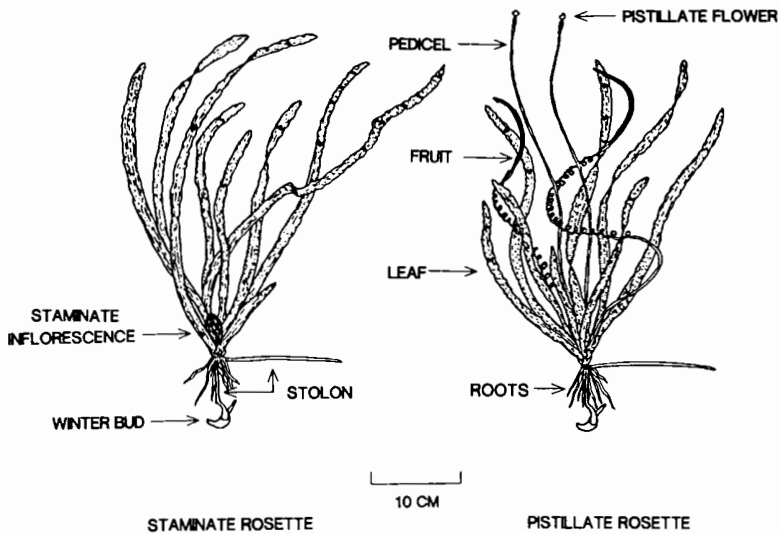


Fig. 1. Schematic of *Vallisneria americana* (Donnermeyer 1982). (About 0.25 scale.)

Description

Taxonomy

Often referred to as wildcelery, tape grass, or eel-grass, *Vallisneria americana* (Michx.) is a dioecious (bearing staminate and pistillate flowers on different plants) freshwater perennial aquatic plant having fibrous roots (Lowden 1982). Along with *Limnobium spongia* and *Elodea* spp., American wildcelery belongs to the Hydrocharitaceae family.

In 1803 Michaux first described the North American *Vallisneria* plant as a distinct species, *Vallisneria americana* (Fernald 1918). However, many authors (e.g., Gray 1848, 1874; Chapman 1883; Britton and Brown 1913) named the plant a variety of the European species *V. spiralis*. Flower morphology and differences in pollination appear to be the major differences between the two species (Svedelius 1932; Kausik 1939). Sculthorpe (1967) suggested that *V. americana* may be a geographical race of *V. spiralis*. Current treatment recognizes the North American population as a separate species under the name *V. americana* (Lowden 1982). Lowden (1982) lists probable synonyms for *V. americana* Michaux var. *americana* as *V. spiralis*, *V. gigantea*, *V. asiatica*, *V. subulispatha*, *V. neotropicalis*, *V. higoensis*, and *V. natans*.

Morphology

Vallisneria americana has linear submerged or floating leaves that are strap- or tape-shaped (Fig. 1), and may extend 2 m or more depending on water depth. The stem is vertical with a short axis and bears stolons. Lowden

(1982), who provided a detailed morphological description of *V. americana* from many North American locations, recognized both narrow- and broad-leaved forms of *V. americana*. In the former, leaves are less than 10 mm wide with 3–5 prominent longitudinal veins and margins entire to finely toothed. The leaf blade has perceivable to invisible transverse pigmented striations. This form is found in freshwater inland waterways, lakes, and lagoons. The broad-leaved form has leaves 10–25 mm wide with 5–9 veins and conspicuously toothed margins. The leaf blade has many visible transverse pigmented striations. This form is found in coastal freshwater inlets or spring-fed waterways subject to nearly constant temperatures. Many of these areas receive brackish water at high tide.

Distribution

Vallisneria americana is found primarily in eastern North America, occurring west from Nova Scotia to South Dakota and south to the Gulf of Mexico (Fassett 1957). The plant has recently been reported in the western States of Washington, Nebraska, New Mexico, and Arizona (Lowden 1982; Fig. 2). Table 1 provides specific citations of selected distribution records throughout its geographical range.

Reproduction

Although *V. americana* is a plant capable of both asexual and sexual reproduction, it lives in a habitat where asexual reproduction is apparently favored (Titus and Stephens 1983).

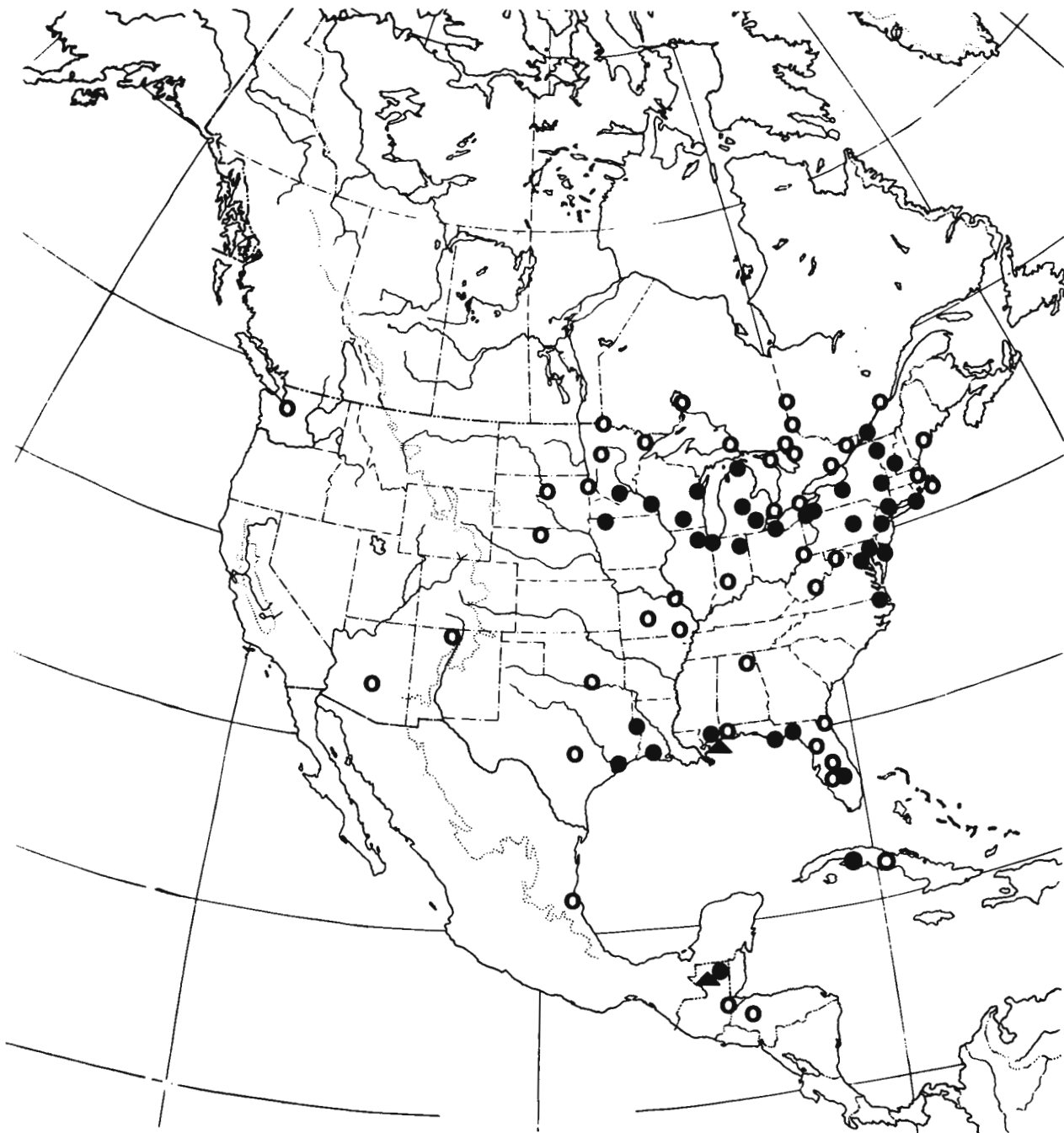


Fig. 2. Distribution of *Vallisneria americana* in North America: bisexual populations with solitary female flowers (*solid circles*), umbel or spikelike inflorescences (*triangles*), and representative unisexual or sterile collections (*open circles*; Lowden 1982).

Sexual

The pistillate flower is borne on a pedicel that increases length by cell elongation to carry the flower to the air-

water interface for pollination in late summer (Donnermeyer 1982). Male inflorescences are borne submerged in the axils of leaves. Each inflorescence consists of about 2,000 flowers, each less than 1 mm long (Wylie 1917).

Table 1. *Annotations on the distribution of Vallisneria americana.*

Location	Source	Page	Annotation
New England	Crow and Hellquist 1982	13	Shows distribution in six States
Maine	Seymour 1969a	53	Occasional; ponds and rivers with muddy or sandy bottoms in Oxford, Kennebec, and Androscoggin Counties
	Bean et al. 1948	9	Found in Penobscot, Somerset, Oxford, Washington, Waldo, Androscoggin, Sagadahoc, Kennebec, and York Counties
Vermont	Seymour 1969b	44	Occasional in ponds and rivers of Franklin, Chittenden, Groton, Addison, and Rutland Counties
New Hampshire	Seymour 1969a	53	Occasional; ponds and rivers with muddy or sandy bottoms in Coos County
Massachusetts	Seymour 1969a	53	Occasional; ponds and rivers with muddy or sandy bottoms in Essex, Middlesex, Bristol, and Hampden Counties
Connecticut	Seymour 1969a	53	Occasional; ponds and rivers with muddy or sandy bottoms in New London, Hartford, and Litchfield Counties
Delaware	Tatnall 1946	17	Common in ponds and slow streams of the Coastal Plain
Pennsylvania	Wherry et al. 1979	26	Shows State distribution
New York	Ogden 1974	13	Quiet water of ponds and slow streams, usually with muddy or sand and coarse silt bottoms
		41	Shows State distribution
Rhode Island	Seymour 1969a	53	Occasional; ponds and rivers with muddy or sandy bottoms in Little Compton and South Kingston
Maryland	Haramis and Carter 1983		Distribution in the tidal Potomac River
Virginia	Massey 1961	22	Found in quiet waters of Accomac, Arlington, Northampton, and Princess Ann Counties
West Virginia	Strausbaugh and Core 1970	64	Found in the Cacapon, Gauley, Greenbriar, Little Kanawha, and Ohio rivers and other streams and springs of the State (Calhoun, Greenbriar, Hampshire, Hardy, Marion, Monogalia, Ohio, Pocahontas, Summers, Tucker, and Webster Counties)
North Carolina	Beal 1977	72	Infrequent in lakes, streams, and sounds of the Coastal Plain
	Radford et al. 1968	56	Shows State distribution
South Carolina	Radford et al. 1968	56	Shows State distribution
Florida	Godfrey and Wooten 1979	74	Found in many of the large springs and spring-fed streams in which the water is cool and remains at very nearly a constant temperature (about 21° C) throughout the year
	Burkhalter et al. 1973	63	Thrives in many spring-fed streams throughout Florida
Louisiana	Chabreck and Condrey 1979	106	Locally abundant in bayous, ponds, and lakes with salinities ranging from fresh to brackish
Mississippi	Jones 1974	366	Found in freshwater streams near the coast that may be brackish at high tides
		368	Shows State distribution
Kentucky	Braun 1943	—	Found in Kentucky River
Tennessee	Sharp et al. (n.d.)	2	Found in water bodies of valleys of East Tennessee and the Cumberland Plateau
Indiana	Deam 1940	92	Infrequent to common in the lakes of the area; shows State distribution
Ohio	Cooperrider 1982	41	Found in shallow to deep quiet water ponds, lakes, and rivers; bays of western Lake Erie, northeast, and scattered elsewhere
	Braun 1967	60	Shows State distribution
Upper Mississippi River	Minor et al. 1977	T2-11	Distribution on photomaps of Navigation Pools 2-10
	Hagen et al. 1977	T2-27	Distribution on photomaps of Navigation Pools 11-26

Table 1. *Continued.*

Location	Source	Page	Annotation
	Mohlenbrock 1983	221	Distribution records for counties bordering the Upper Mississippi River in Minnesota, Wisconsin, Illinois, Iowa, and Missouri
Illinois	Mohlenbrock and Ladd 1978	—	Shows State distribution
	Ladd and Mohlenbrock 1983	18	Adds to citation above
	Winterringer and Lopinot 1977	106	Distributed in northern part of the State
Missouri	Steyermark 1975	67	Found mostly in streams (Meramec, Gasconade, Black, and Current river drainage of the Ozarks); locally introduced north of the Missouri River in Boone County
Iowa	Beal and Monson 1954	26	Shows State distribution
	Crum and Bachman 1973	152	Table showing abundance in northwestern Iowa lakes
	Lammers and Van Der Valk 1979	141	Shows State distribution
Michigan	Voss 1972	106	Shows State distribution
Wisconsin	Schloesser and Manny 1982	—	Distribution in the St. Clair–Detroit River
	T. Cochrane (personal communication)		Shows State distribution
Wisconsin	Zimmerman 1953	12	Distribution in selected lakes
Minnesota	Game Lake Surveys, Minn. Dep. Nat. Resour. (unpublished)	—	Distribution in game lakes
	Ownbey and Morley (personal communication)	—	Shows State distribution
	Moyle and Hotchkiss 1945	42	Common in lakes and larger streams throughout the State except in the southwest and extreme west
North Dakota	Stevens 1963	52	Only record is from Wood Lake, Benson County
Texas	Correll and Johnston 1970	102	In lakes and beds of flowing streams, rare in the eastern half of State
Arizona	Correll and Correll 1975	161	Recently discovered in Maricopa County
New Mexico	Martin and Hutchins 1981	95	Shows State distribution
	Correll and Correll 1975	161	Found in Rio Arriba County
Washington	Hitchcock et al. 1977	153	Introduced in Dry Fall Coulee (Grant County) and Lakes Washington, Terrell, Shaver, and Hicks
Manitoba	Scoggan 1978	217	Found north to Elphinstone about 80 km northwest of Brandon
Ontario	Scoggan 1978	217	Found north to Lakes Nipigon and Abitibi
Quebec	Scoggan 1978	217	Found north to Lake Timiskaming and the Quebec City District
New Brunswick	Scoggan 1978	217	Found near St. John

Upon maturity, the male flowers break from the pedicels and float to the surface (Kaul 1970). The male flowers are spread about by air and water currents on the surface where they may encounter a female flower. Male flowers may be captured inside the perianth of the female flower as it closes during temporary immersion by a wave (Sculthorpe 1967). After pollination the pedicel contracts into a spiral, thus retracting the flower underwater where

fruit development takes place. In late summer or early fall, some of the fruit capsules rupture and release a gelatinous matrix containing seeds. This mass settles to the bottom in close proximity to the parent plant (Kaul 1978). Other fruits do not rupture until the plants have broken free of the substrate and floated away, thereby providing a dispersal mechanism (J. E. Titus and C. E. Korschgen, unpublished data).

Choudhuri (1966) determined that 30–35° C (86–95° F) was the optimum germination temperature for *V. spiralis* seeds near Varanasi, India. He concluded that germination was favored by a shortened day but was not affected by light intensity. Muenschler (1936) however, found that seeds of *V. americana* exposed to bright light were slow to germinate, whereas those kept in diffuse light germinated more uniformly. Dried seeds gave almost no germination.

During the 1978 growing season in Chenango Lake, New York, only 24% of the *V. americana* rosettes sampled by Titus and Stephens (1983) flowered, yielding a population mean of less than 0.6% of dry weight allocated to sexual reproduction. Zamuda (1976) noted no germination from *V. americana* seeds in the Pamlico River estuary, North Carolina. However, at seven deep-water stations (4.2–6.2 m) in Douglas Lake, Michigan, Bromley (1967) found growing *V. americana* that had seed coats still attached to the rooting structures, thus indicating origin from seeds. C. E. Korschgen (unpublished data) has observed seedlings in Lake Onalaska of the Upper Mississippi River.

Asexual

Shoots of *V. americana* emerge in late spring from overwintering buds (morphologically called turions). Winter buds become dormant during winter and resume growth in spring when water temperatures reach 10–14° C (Zamuda 1976). Winter buds are buried in the sediment about 8–10 cm in Lake Mendota, Wisconsin (Titus 1977) and 5–27 cm (mean 15 cm) in the Potomac River (Carter et al. 1985) but depth is governed by the type of substrate. In very organic sediments, the buds might be buried more than 15 cm (C. E. Korschgen, unpublished data). In spring, the second internode of the winter bud elongates to form a stolon that carries a compact rosette of ribbonlike leaves to the sediment–water interface (Wilder 1974). In a favorable experimental environment, one winter bud may produce as many as 20 rosettes during a growing season (C. E. Korschgen, unpublished data). The ribbonlike leaves usually reach the water surface (water depth, 95–120 cm) in early to midsummer at southern Wisconsin latitudes (Donnermeyer 1982). Near the close of the growing season in late summer, the production of rosettes ceases and some rosettes develop one or more winter buds on stolons (Fig. 3) that grow down into the sediment (Titus and Stephens 1983). After winter bud formation, the remaining stem tissue degenerates, breaks free of the substrate, and floats until it decomposes (Titus and Adams 1979a).

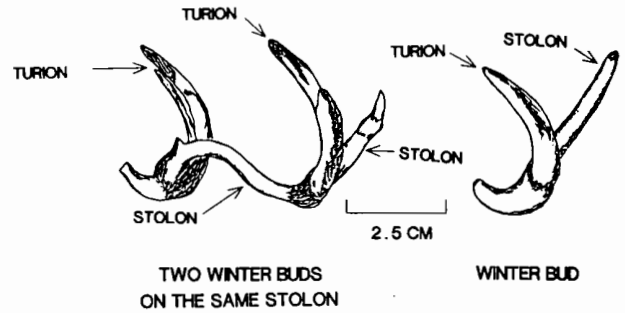


Fig. 3. Gross morphology of *Vallisneria americana* winter buds (from Donnermeyer 1982). (About 1.5 scale.)

Phenology

Donnermeyer (1982) observed the following phenology for *V. americana* in Navigation Pool 9 of the Upper Mississippi River: Production was low early in the growing season. Primary production increased by midsummer and peaked during the second half of July. Maximum seasonal biomass was observed at the beginning of September. The greatest rate of shoot production occurred from late June to mid-July. The maximum nonphotosynthetic production (stolons and winter buds) rate was from mid-August to early September.

Titus and Stephens (1983) reported the following changes in proportional distribution of biomass within *V. americana* beds in Chenango Lake, New York: In late May, stems elongated from winter buds to produce small, leafy rosettes, at which time winter buds constituted the largest plant fraction by dry weight. Leaves dominated the plant biomass from mid-June through early August. Winter buds again rose to importance by late August just before the senescence of other plant parts. By mid-June, roots composed 13% of total plant biomass and continued to do so until the end of August. During the same period, stolons constituted 12–15% of total plant biomass. Flowers and fruits that developed in late summer usually did not exceed 0.6% of total plant biomass.

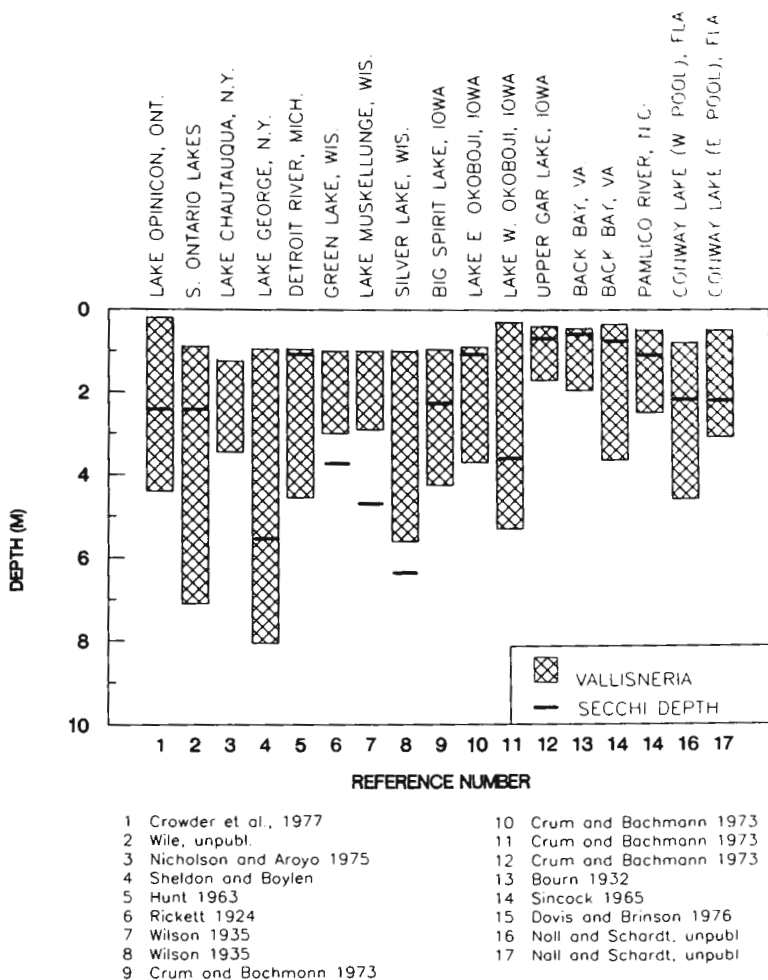
During the 1978 growing season in Chenango Lake, New York, *V. americana* winter buds accounted for 11% of total dry weight (Titus and Stephens 1983). Asexual reproduction was at least an order of magnitude greater than sexual reproduction in Chenango Lake.

Ecology

Water Depth and Turbidity

In plotting the depths of *V. americana* against secchi disk transparencies (Fig. 4), Davis and Brinson (1980)

Fig. 4. Secchi disk depth and range of greatest abundance of *Vallisneria americana* in selected lakes (after Davis and Brinson 1980). The jagged end of a bar represents an approximate measurement.



found it has the capacity to maintain a relatively high biomass in turbid systems. Davis and Carey (1981) suggested that this species may even spread with perturbations that increase turbulence. *Vallisneria americana* increased in lower Currituck Sound, North Carolina, in 1978 during conditions of increased turbidity (Davis and Brinson 1980). In contrast, tropical storm Agnes, which struck the East Coast in 1972, was cited as a factor in the decrease of *V. americana* in different portions of Chesapeake Bay (Bayley et al. 1978; Kerwin et al. 1976). The main effects were increased turbidity and uprooting of plants. Bourn (1932) also believed that the turbidity levels existing in Back Bay and Currituck Sound during the late 1920's and early 1930's prohibited growth of submerged macrophytes.

Vallisneria americana may be disadvantaged in deep turbid water because of its limited elongation potential resulting in inability to concentrate photoreceptive biomass

at or near the water surface in low light environments (Barko et al. 1984). *Vallisneria americana* compensates for possibly disadvantageous morphological features (in comparison with a plant such as *Myriophyllum*) by a greater physiological adaptability to low light regimes (Titus and Adams 1979b). This species was the most shade-adapted of five macrophytes studied by Meyer et al. (1943). In Trout Lake, Wisconsin, *V. americana* was found growing in 4.5 m of water where the light intensity was 4.5% of that at the surface (Spence and Chrystal 1970a, 1970b). *Vallisneria americana* is light adaptable; it acclimates rapidly to increasing light and efficiently uses low light (Titus and Adams 1979b). Plants emerging from winter buds under laboratory conditions have the ability to elongate to a mean length of 44.0 cm in total darkness (C. E. Korschgen, unpublished data).

Hunt (1963) found 30–150 cm to be the optimum depth for growth of *V. americana* in the Detroit River,

Michigan, although the plant occurred as deep as 335 cm. *Vallisneria americana* exhibited a constant decrease in the rate of apparent photosynthesis with an increase in depth of immersion, but it maintained an appreciable rate of photosynthesis (25% of that at the surface) to a depth of 10 m, where light intensity was 0.5% of that at the surface (Meyer et al. 1943). Carter and Rybicki (1985) observed that the water depth in which most *V. americana* was growing was above or slightly below the 10% photic zone as determined from spring measurements. The deepest spring biomass occurred where the photic zone was about 5% of the surface measurements.

Hydrostatic Pressure

Hydrostatic pressure, rather than light availability, probably controls maximum depth distribution of aquatic macrophytes, according to Davis and Brinson (1980). They concluded that 6 to 7 m is the maximum depth for *V. americana*. The plant is commonly found at depths of 1–5 m and densities of 100–1,000 rosettes/m² in Lake George, New York; densities at maximum depth (7 m) were 16–400 rosettes/m² (Sheldon and Boylen 1977).

Substrate

Vallisneria americana grows in substrates ranging from gravel to hard clay, but grows best in silty sand (Hunt 1963). The plant seemed to grow as well in mud as in sand in Lake Mendota, Wisconsin (Denniston 1921); however, *V. americana* was restricted to sandy-textured sediment of University Bay, Lake Mendota in 1966 (Lind and Cottam 1969). Hunt (1963) believed that only an impervious substrate or a soft, shifting one prevented establishment of *V. americana*. In Lake Onalaska, Wisconsin, Navigation Pool 7 of the Upper Mississippi River, *V. americana* beds are distributed over substrates of all textures and degrees of organic matter (G. A. Jackson and C. E. Korschgen, unpublished data). *Vallisneria americana* grows in organic, peatlike substrates at Rice Lake National Wildlife Refuge in central Minnesota (C. E. Korschgen, unpublished data). In the tidal Potomac River, the majority of winter buds were between 10 and 20 cm deep in silty clay and between 5 and 15 cm in sand (Rybicki and Carter 1986). Laboratory experiments by Carter et al. (1985) showed that emergence of winter buds was affected by the depth of the substrate. Most winter buds emerged from the substrate when buried by 15 cm of sediment. Only 25% emerged when covered with 20 cm of sediment, and none emerged when covered with 25 to 55 cm of sediment.

Temperature

Barko et al. (1982, 1984) found that the growth of *V. americana* was severely restricted at water temperatures less than 20° C. *Vallisneria americana* grew at water temperatures of 19 to 31.5° C in the Detroit River (Hunt 1963) and 22.7 to 26.3° C in Lake Erie (Meyer et al. 1943). In laboratory tests (Wilkinson 1963) *V. americana* grew best within a water temperature range of 33 to 36° C; below 19° C arrested growth occurred and above 50° C plants became limp and disintegrated. *Vallisneria americana* has not been found to overwinter in green form in Lake Mendota, Wisconsin (Lind and Cottam 1969).

Water temperature effected a greater range of response in *V. americana* leaf length than did light. However, at water temperatures of 20° C or more, overall *V. americana* biomass production and shoot density generally increased with increasing light, particularly between low and middle light levels (Barko et al. 1982). Total chlorophyll in *V. americana* increased with decreasing irradiance irrespective of temperature, but total chlorophyll content increased with rising temperature (from 12 to 32° C at 4 Celsius degree increments) at all light levels (Barko and Filbin 1983).

Flow

Vallisneria americana is common in both lotic and lentic water bodies. Rooted plants that occur in moving water have tough, flexible stems or leaves, a creeping growth habit, frequent adventitious roots, and vegetative reproduction (Hynes 1970). The plant's greater allocation of biomass to below-sediment parts may allow the species to maintain itself in shallow water having relatively great wave action (Titus and Adams 1979a). McAtee (1939) recommended planting *V. americana* in quiet to slight-current waters. Some current is usually necessary for *V. americana* growth (Moyle and Hotchkiss 1945).

Water Chemistry

Aquatic macrophytes have wide tolerances to water chemistry regimes (Pip 1979; Hellquist 1980), and *V. americana* is no exception. The plant may tolerate a broader range of water chemistry characteristics than those discussed here; the published information is influenced by the lakes available for study. Only a few field and laboratory studies have been conducted to determine the exact tolerance limits of *V. americana*.

Table 2. Literature references to alkalinity and pH of aquatic habitat for American wildcelery (*Vallisneria americana*).

Location (no. of sites)	Alkalinity (mg/L)		pH		Source
	Mean	Min.-max.	Mean	Min.-max.	
New England (38)			7.4	5.8-10.2	Crow and Hellquist 1982
Lake Erie				6.8-8.9	Meyer et al. 1943
Lake Erie		71-94			Hunt 1963
Detroit River, Michigan				6.5-9.0	Hunt 1963
Back Bay, Virginia				6.8-8.9	Chamberlain 1948
Wisconsin (2)				5.7-7.8	Wilson 1935
Northeastern Wisconsin (3)		18-34		7.3-9.0	Fassett 1930
Pool 7, Upper Mississippi River	133	87-175	8.0	8.0-9.2	Dawson et al. 1984
Minnesota (55)			8.2	7.0-8.9	Moyle 1945
Minnesota		19-277			Moyle 1945
Minnesota		<40-200		6.8-8.8	Moyle and Hotchkiss 1945
Lake Opinicon, Ontario		80-93		7.7-8.5	Crowder et al. 1977
Central Canada (141)	80	10-200			Pip 1979
Ontario lakes (5)				5.5-7.0	Harvey et al. 1981

Alkalinity

Bourn (1934), citing studies conducted in North Dakota and Nebraska, concluded that *V. americana* does not grow in saline or alkaline lakes typical of western watersheds. Other reports list alkalinity (mg/L) in water bodies where *V. americana* is found (Table 2).

pH

Titus and Stone (1982) found that the dissolved inorganic carbon (used in photosynthesis) uptake rates by *V. americana* declined with increasing pH. The uptake rate declined by 61% from pH 7 to 8, but changed only slightly from pH 8 to 9. *Vallisneria* plant weight, number of rosettes per plant, and number of buds per plant were found to decrease with declining pH (Hoover 1984; Grise 1983). *Vallisneria americana* is rarely reported growing in lakes with pH values below 6. Grise et al. (1986) found that at pH 5 iron and aluminum toxicity may limit plant growth. In laboratory experiments in which plants were grown at pH 5 the leaf tips browned and senesced prematurely and winter buds were small and less able to support growth the following spring. Other references to pH in water bodies where *V. americana* are found are in Table 2.

Salinity

Although *V. americana* is considered a freshwater plant, it will grow in water that has elevated salt concentrations (Hunt 1963). Salt content of water consists principally of

chloride, sulfate, sodium, magnesium, and calcium (Todd 1970). *Vallisneria americana* has survived in salt concentrations as great as 20% (7,000 ppm) of seawater and thrived at 12% (4,200 ppm; Bourn 1934). Distribution of submerged aquatic vegetation in Chesapeake Bay tends to be determined by a salinity regime. The plant is found in areas where salinity is 3,000 to 5,000 ppm (Steenis 1970). Haller et al. (1974) determined that water with more than 6,660 ppm salinity is toxic to *V. americana*. Haramis and Carter (1983) found *V. americana* to be the only plant to persist in the transition zone of the Potomac River where the salinity was 500 to 10,000 ppm; it grew at 10,000 ppm but died and decayed at 13,500 ppm (Carter et al. 1985). *Vallisneria americana* did not grow in Potomac River water, which had a chlorine content equivalent to 6,000 to 8,000 ppm of sodium chloride (Martin and Uhler 1939).

Sincock (unpublished report) concluded that *V. americana* plants in Currituck Sound were capable of tolerating higher salinities when grown in a silt substrate rather than sand. This difference is possibly due to high cation exchange in silt soils that protect the root structure. Sand substrates are not found to have the same buffering capacity.

Other

Water samples were analyzed monthly from Pools 7 and 8 navigation channel area of the Upper Mississippi River for 10 years (1972-81; Dawson et al. 1984). These data (Table 3) illustrate a water chemistry regime in which

Table 3. Mean and monthly variation of water chemistry parameters of Pool 7 (navigation channel) of the Upper Mississippi River, May to September, 1972-81 (Dawson et al. 1984).

Parameter	Mean	Parameter	Mean
	Min.-max.		Min.-max.
Nitrite nitrogen (mg/L)	0.03 <0.008-0.040	BOD ^a (mg/L)	2.8 2.3-4.0
Nitrate nitrogen (mg/L)	0.49 <0.37-0.68	Total hardness (mg/L as CaCO ₃)	157 152-164
Ammonia nitrogen (mg/L)	0.13 <0.07-0.15	Dissolved oxygen (mg/L)	8.5 6.0-11.5
Total phosphate (mg/L as PO ₄)	0.63 <0.42-1.00	Suspended matter (mg/L)	27.3 16.0-57.3

^aBiological oxygen demand.

V. americana has been very prolific for more than 25 years (C. E. Korschgen, unpublished data). In water chemistry analyses (Crowder et al. 1977) of Lake Opinicon, Ontario (Table 4), *V. americana* showed the highest percent frequency and second highest total abundance of all aquatic macrophytes sampled in the lake.

Chemical Control

The toxicity of most chemical compounds to specific aquatic macrophytes under different environmental conditions has yet to be thoroughly investigated, but chlorine, chromates, cyanides, heavy metals, phenols, and aromatic solvents are probably toxic to all macrophytes, even in low concentrations (Sculthorpe 1967). Stevenson and Confer (1978) discussed the uptake of heavy metals and effects of petrochemicals.

Forney and Davis (1981) concluded that the concentrations of atrazine and glyphosate normally found in farm field runoff water will not pose any threat to *V. americana*.

However, they did not state the concentrations found in runoff water. Correll and Wu (1982) determined that 650 g/L dissolved atrazine significantly inhibited photosynthesis in *V. americana*, and 120 g/L caused 100% mortality within 30 days. After 47 days *V. americana* had a 50% mortality at 12 g/L; the production of new plants at the end of runners and the leaf surface area increase of survivors was significantly reduced.

A 100-ppm concentration of 2,4-D killed *V. americana* and 10-ppm concentrations inhibited its growth (Gerking 1948). Lakes containing 0.5 and 0.25 ppm simazine suppressed *V. americana* growth but did not eliminate it (Norton and Ellis 1976). Other herbicides varied in their effects on *V. americana* (Table 5).

Vallisneria americana experienced retarded growth, loss of chlorophyll, and collapse when exposed to total available chlorine levels of 0.5 to 0.125 ppm in laboratory studies by Webster and Rawles (1976). They suggested that chlorine pollution may have been a cause for the loss of submersed aquatic plants in Chesapeake Bay in the 1970's.

Table 4. Chemical properties of water in Lake Opinicon, Ontario, Canada (from Crowder et al. 1977).

Parameter	Range	Parameter	Range
Dissolved oxygen (mg/L)	10.7-15.2	Potassium (mg/L)	11.7
Free CO ₂ (mg/L)	0-2.4	Sodium (mg/L)	2.5
Total Kjeldahl nitrogen (mg/L)	0.39-0.43	Calcium (mg/L)	192
Total phosphorus (mg/L)	0.014-0.026	Magnesium (mg/L)	24.3
		Chloride (mg/L)	4-8.2

Table 5. Control of *Vallisneria americana* by selected herbicides (Lawrence and Hollingsworth 1969).

Herbicide	Concentrations	Degree of control
Silvex	0.5 to 2 ppm	None
	5 to 30 ppm	70 to 100%
	2 ppm	Satisfactory
Diquat dibromide	0.25 ppm	30 to 90%
Diquat dichloride	0.25 to 0.5 ppm	30 to 100%
Paraquat dichloride	0.25 to 0.5 ppm	67 to 93%
2,4,-D IOE granules	16.5 to 27.5 kg/ha	Unsatisfactory
2,4-D D, E granules	44 kg/ha	None
Acrolein	2.55 ppm	Killed
Endothall, DDS	2 to 3 ppm	Seasonal

Biological Control

Influence of Other Plants

Rapid increases of Eurasian milfoil, *Myriophyllum spicatum* (such as those that occurred in the late 1950's and early 1960's in Chesapeake Bay) probably reduced native species, including *V. americana* (Orth and Moore 1981). But when Eurasian milfoil declined in the late 1970's, native species returned to approximately their former abundances. The ability of Eurasian milfoil to extend its growing season in relation to that of *V. americana* (by photosynthesizing at low temperatures) may have been a factor in its replacement of *V. americana* in Lake Wingra, Wisconsin (Titus and Adams 1979b). Also, because *V. americana* distributes the major portion of its shoot biomass near the sediment surface (hence lower light regime) it was apparently incapable of successfully competing with canopy-forming species such as *Hydrilla verticillata* in Florida (Barko et al. 1984) and *M. spicatum* in Lake Wingra in Wisconsin (Titus and Adams 1979b).

However, Titus and Adams (1979a) have given two possible reasons for why *M. spicatum* has not completely replaced *V. americana* in University Bay of Lake Mendota or in Lake Wingra, Wisconsin. First, *V. americana* has an inherently higher productivity during summer months. Second, it has a better rooting system that allows it to exist in shallow water subject to wave wash.

Titus and Stephens (1983) studied the neighbor influences of *Chara vulgaris* and *Potamogeton amplifolius* on seasonal growth patterns of *V. americana* in Chenango Lake, New York. They determined that plant dry weight

was consistently, but not significantly, lower for plants with neighbors than those without neighbors; leaf numbers, stolon length, and winter bud production did not differ significantly. *Vallisneria americana* allocated more biomass to vertical extension in the presence of neighbors and to horizontal extension in the absence of neighbors. Titus and Stephens (1983) speculated that neighbor influences may have greater importance in more productive macrophyte communities, whereas dense macrophyte growth may have a more profound effect on the physicochemical environment.

By reducing photosynthetic light, epiphytic algae may sufficiently light-stress submerged macrophytes enough to jeopardize growth the next year (Phillips et al. 1978).

Influence of Animals

Carter and Rybicki (1985) studied transplanted *V. americana* in the Potomac River and observed that grazers such as waterfowl, muskrats (*Ondatra zibethicus*) and red-bellied turtles (*Pseudemys rubriventris*) influenced the establishment of plant beds. Plants grown in full enclosures during their first year became established and were evident the following year.

Common carp (*Cyprinus carpio*) are implicated in the loss of submersed macrophyte beds, either by uprooting plants or by increasing turbidity or sedimentation. Carp do not seem to feed directly off the bottom; instead they uproot the vegetation and then feed on the shoots and roots that settle to the bottom. When the fish have stirred up a cloud of mud, debris, and plants, they swim through the cloud sucking up whatever is edible (Eddy and Underhill 1974). Carp introduced into Lake Wingra in the late 1800's probably caused *V. americana* to disappear from the lake by 1929 (Davis and Brinson 1980). One year after carp removal by rotenone in the Middle Harbor of Lake Erie, Ohio, *V. americana* was found in areas where it had not been present before treatment (Anderson 1950).

Grass carp (*Ctenopharyngodon idella*) feed on *Chara*, *Najas*, *Hydrilla*, *Myriophyllum*, and *V. americana* in decreasing order (Sutton and Blackburn 1973).

A great variety of invertebrates are known to attack waterfowl food plants and occasionally become highly destructive. Leaves of *V. americana* in Potomac River beds are occasionally riddled by certain fly larvae (Martin and Uhler 1939). Plant beds in Pool 7 have many invertebrates on and in the leaves (E. Chilton, personal communication). The effect of these invertebrates on the productivity of, or disease introductions to, *V. americana* plants is unknown.

Table 6. *Vallisneria americana* biomass from various locations in Wisconsin (from Donnermeyer 1982).

Site	Average biomass dry weight (g/m ²)	Source
Trout Lake, N.E. Wisconsin	0.001	Wilson (1941)
Silver Lake, N.E. Wisconsin	0.02	Wilson (1935)
Sweeny Lake, N.E. Wisconsin	0.04	Wilson (1937)
Green Lake, S.E. Wisconsin	0.5	Rickett (1924)
Green Lake, S.E. Wisconsin	3.9	Bumby (1977)
Lake Mendota, S.E. Wisconsin	67.0	Rickett (1922)
Navigation Pool 8, Upper Mississippi River	93.4	Sefton (1976)
Navigation Pool 7, Upper Mississippi River	170.3 ^a (1980)	C. E. Korschgen (unpublished data)
	149.5 ^a (1981)	
Navigation Pool 9, Upper Mississippi River	171.1 ^a (1980)	C. E. Korschgen (unpublished data)
	176.0 ^a (1981)	
Navigation Pool 9, Upper Mississippi River	154.6 ^a (1980)	C. E. Korschgen (unpublished data)
	109.7 ^a (1981)	
Navigation Pool 9, Upper Mississippi River	176.6 ^b	Donnermeyer (1982)
	144.5 ^c	
Navigation Pool 9, Upper Mississippi River	217.3 ^d	Donnermeyer (1982)
	173.6 ^e	
Lake Mendota, S.E. Wisconsin	344	Titus and Adams (1979a)

^aShoot biomass only, measured in August 1980.

^bShoot biomass only, measured on 1 September 1980.

^cShoot biomass only, measured on 14 August 1980.

^dTotal biomass, measured on 1 September 1980.

^eTotal biomass, measured on 14 August 1980.

Productivity

Rosettes

Zamuda (1976) reported a maximum *V. americana* density of 280 rosettes/m² in August and a seasonal mean of 200 rosettes/m² for the Pamlico River Estuary, North Carolina. Donnermeyer (1982) measured a maximum density of 214 rosettes/m² in Navigation Pool 9 of the Upper Mississippi River. After sampling rosette densities along six transects within *V. americana* beds in Navigation Pool 7 of the Upper Mississippi River in 1980–83, C. E. Korschgen (unpublished data) determined densities of 50–253 rosettes/m². Table 6 shows the variability of *V. americana* biomass in various Wisconsin locations.

Winter Buds

A maximum winter bud density of 233/m² and a mean of 55/m² were reported for the lower Detroit River; the maximum and mean winter bud (wet weight) biomass was 68.7 g/m² and 16.6 g/m², respectively (Hunt 1963). When Hunt's biomass data was converted to dry weight

by using a conversion factor of 30.2% dry matter (C. E. Korschgen, unpublished data), the Detroit River had a maximum and mean winter bud (dry weight) biomass of 20.8 g/m² and 5.0 g/m², respectively. Donnermeyer and Smart (1985) reported a maximum winter bud density of 158/m² and a maximum and mean (dry weight) biomass of 30.1 g/m² and 20 g/m², respectively. Variation of winter bud biomass for the years 1980, 1983, and 1984, of 36 g/m², 32 g/m², and 47 g/m² (oven dry weight), respectively, was found (C. E. Korschgen, unpublished data) in Lake Onalaska, Wisconsin (Navigation Pool 7, Upper Mississippi River). The variations may be attributable to annual changes in density of *V. americana* or sampling error.

Value

General

Roots, rhizomes, and stolons of most aquatic plants help to reduce erosion and facilitate colonization by benthic algae and invertebrates; their foliage offers shelter, support and, at least during daylight, a locally enriched

oxygen supply (Sculthorpe 1967). Macrophytes also provide a direct or indirect source of food for an immense variety of aquatic invertebrates and fishes, and for birds and mammals that frequent aquatic habitats (Sculthorpe 1967).

Wildlife Food

All parts of *V. americana* are important food items for many species of waterbirds (Sculthorpe 1967). McAtee (1939) reported that *V. americana* was eaten by 19 species of wild ducks. Martin and Uhler (1939) examined 7,998 stomachs of 18 species of ducks; *V. americana* accounted for about 2% of the food eaten, making it the seventh most popular plant food. The plant was the most important food used by ducks in the Lower Detroit River (Hunt 1963). *Vallisneria americana* and *Potamogeton* spp. were the most important plant foods as measured by percent volume and the collection of 47 greater scaup (*Aythya marila*), 44 lesser scaup (*A. affinis*), and 39 common goldeneye (*Bucephala clangula*) in the Detroit River during the winters of 1980 and 1981 (Jones and Drobney 1986).

Foods consumed by canvasbacks and food availability were studied on Navigation Pool 7 of the Upper Mississippi River in 1978, 1979, and 1980 (Korschgen et al. 1988). Canvasbacks fed primarily on winter buds of *V. americana* and consumed 40% of the standing crop of 380,000±44,350 SD kg (dry weight) in Lake Onalaska in 1980. Traditionally, canvasbacks have been primarily obligated to two foods during fall migration—sago pondweed (*Potamogeton pectinatus*) and *V. americana* (Cottam 1939; Perry 1982). The proliferation of *V. americana* in Navigation Pools 7, 8, and 9 of the Upper Mississippi River (C. E. Korschgen, unpublished data) occurred at the same time that historically important migrational habitats deteriorated elsewhere. During the 1960's and 1970's, canvasbacks shifted their migration routes to respond to the food supplies produced by *V. americana* on the Upper Mississippi River. An estimated 75% of the canvasback population in the three eastern flyways use this food resource each fall (Korschgen et al. 1988).

Nutritive Value

Shoot Material

The nutritive value of aquatic macrophytes is dependent on the fertility of their water medium. Protein content is usually considered the most valuable constituent of foodstuffs (Boyd and Blackburn 1970). Crude

protein (dry weight) has been measured for *V. americana* from several locations. Proximate analysis of entire shoots collected near Fort Lauderdale, Florida, revealed a crude protein range of 17.6–27.0% of dry weight (Boyd and Blackburn 1970). Plants collected from Lake Mendota, Wisconsin, had 12.4–24.1% crude protein (Schuette and Alder 1927; Gerloff and Kromholz 1966); plants from Lake Chemung, Ontario, had 18.1–19.8% (Muztar et al. 1978a). Donnermeyer (1982) determined the crude protein content of various parts of *V. americana* over the growing season (Table 7). Levels of various amino acids showed a similar pattern in 12 species of aquatic macrophytes collected from Lake Chemung, Ontario; of the essential amino acids, *V. americana* had moderate amounts of leucine, arginine, and valine, but was relatively low in lysine (Muztar et al. 1978b).

Mineral and nutrient content of *V. americana* leaves is similar to that of land forages in the United States (Hentges et al. 1973; Easley and Shirley 1974). Although the nutritive value of dried *V. americana* was similar to alfalfa hay according to Linn et al. (1975), Muztar et al. (1977) fed dried pelleted *V. americana* leaves to tame roosters and ducks and determined that it had a true metabolizable energy value of about half that of dehydrated alfalfa. However, the *V. americana* in the study by Muztar et al. (1977) was not washed before it was dried and surface contamination may have caused excessive amounts of surface ash, therefore a lower true metabolizable energy value. If *V. americana* is grown in soft water and washed, ash might decrease; *V. americana* should then have metabolizable energy values comparable to alfalfa and other forage plants (Muztar et al. 1977).

Winter Buds

Winter buds are high in dry matter and low in ash and fiber content, consequently giving them high nutritional potential (Donnermeyer and Smart 1985). Winter buds harvested from September 1980 through April 1981 from Navigation Pool 9 of the Upper Mississippi River contained 10.4% crude protein and averaged 3,978 cal/g dry weight (Donnermeyer and Smart 1985). *Vallisneria americana* winter buds collected in 1980 from Lake Onalaska Navigation Pool 7 of the Upper Mississippi River had mean caloric contents of 4,075 cal/g dry weight (Korschgen et al. 1988). Winter buds collected from Lake Onalaska in fall 1980 had a mean crude protein value of 11.0%; ash, 4.6%; crude fiber, 2.8%; crude fat, 0.8%; and nitrogen-free extract, 80.8% (C. E. Korschgen, unpublished data).

Table 7. Crude protein content (dry weight) of *Vallisneria americana* organs, Navigation Pool 9, Upper Mississippi River, 1980^a (from Donnermeyer 1982).

Crude protein content	Date								Mean
	5-28	6-27	7-13	7-29	8-14	9-1	9-16	10-6	
Leaves									
Crude protein (%)	21.4	16.4	16.0	14.4	16.5	15.8	14.0	13.5	16.0
Crude protein (% ash-free)	28.1	25.8	26.1	29.7	22.8	20.4	18.5	18.8	22.7
Rootstocks									
Crude protein (%)	— ^b	12.8	10.4	12.8	14.1	11.3	8.0	14.0	11.9
Crude protein (% ash-free)		17.4	15.3	18.2	17.6	14.0	10.5	19.1	16.0
Stolons									
Crude protein (%)	17.1	16.0	13.2	9.4	10.6	6.9	6.3	9.4	11.1
Crude protein (% ash-free)	19.5	19.3	16.9	11.7	12.8	8.2	8.1	12.5	13.6
Fruits									
Crude protein (%)	—	—	—	12.2 ^c		11.8	12.1	10.9	11.7
Crude protein (% ash-free)	—	—	—	13.4		12.8	13.2	11.9	12.8
Pedicels									
Crude protein (%)	—	—	—	11.5 ^c		7.4 ^d		9.2	9.4
Crude protein (% ash-free)	—	—	—	14.4		9.4		12.1	12.0

^aAll values are means of triplicate analyses.

^bSpecific organs were not present in biomass.

^cSamples from 7-29 and 8-14 were combined for analyses.

^dSamples from 9-1 and 9-16 were combined for analyses.

Invertebrate Cover

A mixed stand of *Chara* and *V. americana* in Anchor Bay, Lake St. Clair, Michigan, contained high numbers of amphipods, midge larvae, and other important yellow perch (*Perca flavescens*) food items (Heberger 1978). When comparing introduced *Myriophyllum spicatum* beds and mixed native *Potamogeton-V. americana* communities as habitat for fish and their invertebrate prey in Lake Opinicon, Ontario, five major zoobenthos taxa were found to be 3 to 7 times more abundant in the mixed native communities than in the introduced *M. spicatum* beds (Keast 1984); significantly more Isopoda, Chironomidae larvae, Ephemeroptera nymphs, Trichoptera larvae, and small gastropods were found in the *Potamogeton-V. americana* communities in May and July. Densities of foliage invertebrates in May were 4 times as great on combined samples of *Potamogeton robbinsii* and *V. americana* than on *M. spicatum* foliage, twice as great in June, 3 times as great in July, and twice as great in August (Keast 1984). *Vallisneria americana* had a greater quantity of benthic organisms beneath it than did *Elodea canadensis* and *Najas flexilis*; *V. americana*, with its more extensive root system, may have provided a more stable substrate for the benthos (Gerking 1957).

In a study of Lake Mendota, Wisconsin, Andrews and Hasler (1942) found that *V. americana* had a smaller standing crop of invertebrates (number/kg dry weight of plant) than did *Ceratophyllum demersum*, *Myriophyllum exalbescens*, and *Potamogeton pectinatus*.

Fish Cover

Eight times as many bluegills (*Lepomis macrochirus*) and twice as many pumpkinseeds (*Lepomis gibbosus*) were netted by day in *Potamogeton-V. americana* mixed communities than in *M. spicatum* beds (Keast 1984). For bluegills, the ratio was maintained in night collections. Numbers of yellow perch were also higher at night in the mixed native plant communities. In July, 3 to 6 times as many bluegills, pumpkinseeds, and yellow perch were netted, day or night, in the mixed communities. In several Florida lakes, 35 species of juvenile fish inhabited dense aquatic plant communities that included *V. americana* (Barnett and Schneider 1974).

Other

Submersed aquatic macrophytes serve as important primary producers, using CO₂ and inorganic nutrients as

raw materials for carbohydrate and protein production. Submerged macrophytes, including *V. americana*, act as nutrient buffers by using dissolved nitrogen and phosphorus for growth (Stevenson et al. 1979). When these nutrients are removed from the water, they become unavailable for use by algae. Submerged macrophytes also act as nutrient cyclers. Most shoot nutrients are obtained from the sediments through the roots; the nutrients and organic matter leak into the water from living shoots and are liberated during decomposition of dead plant material. Dissolved nutrients and organic matter released to the water may then be transported by currents throughout the water body. In this way, littoral vegetation is a potential source of materials for pelagic production (Carpenter 1981).

Propagation

When poor light penetration of aquatic habitat makes environmental conditions marginally suitable for vegetation growth, a minimum bed size or a critical population density per unit area may be required to establish populations of plants. Plants alter their environment in ways that may increase the long-term survival of the population by reducing turbidity locally and anchoring the sediments (Carter and Rybicki 1985).

Considerable work has been conducted to develop propagation techniques for some of the subtropical seagrass species such as eelgrass (*Zostera marina*), shoalgrass (*Halodule wrightii*), and manatee grass (*Syringodium filiforme*; Fonseca et al. 1982; Kenworthy et al. 1984). We have summarized methods of harvest, storage, planting, and the labor required for this work.

Methods of Planting

Depending on the water quality regime, *V. americana* can probably be best established by transplanting winter buds. Techniques for planting both seeds and winter buds follow.

When establishing *V. americana*, one must first determine if the planting area is suitable for *V. americana* growth. For instance, did the area historically have *V. americana*, and do areas of similar water quality, depth, turbidity, and bottom substrate have *V. americana* growing in them, or do they support plants with similar habitat requirements such as *Potamogeton pectinatus*, *Heteranthera dubia*, *Myriophyllum spicatum*, or *M. exalbescens*? Unless conditions appear to be favorable for *V. americana*, small test plantings should be made the first year.

The area to be planted should have a water depth of 0.7 to 1.8 m with 0.9 to 1.2 m preferred. The most important requirement for sprouting winter buds or seeds is light energy, which is a function of water transparency. Secchi disk readings multiplied by a constant (2.7–3.0) will give the approximate depth of the photic zone required by plants (Cole 1979). Winter buds should be planted so that they will be well within this photic zone. The substrate should be of firm silt or a sand-silt mixture. Hard clay or silty soft mud should be avoided. A slow current is better than stagnant or rapidly flowing water.

Consideration should be given to enclosing the experimental planting area with a fence (wood-slatted snow fence, chicken wire, or welded wire) that will persist in water for several months. Fencing serves several purposes: it protects the young plants from rough fish, acts as a wave break, delimits the planting area, and holds plants that float to the surface at the end of the growing season. A marked but open plot, adjacent to the fenced plot, should be set up as a control planting to see if fencing is needed. Whether fencing is used or not, the planting area should be permanently marked so it can be relocated.

Planting Seeds

Most studies recommend mixing seeds with wet, sticky mud or clay soil before planting. Pieces of this mixture are then scattered in the planting area, ideally in spring. Muenscher (1936) recommended spring planting over fall planting because seeds planted in fall may be removed from the planting area by water currents, waves, or ice movement during spring breakup; buried by sediment; or eaten by migrating waterfowl. Moyle and Hotchkiss (1945) suggested making balls out of the mud and seed mixture, or placing pieces of it in a single thickness of cheese cloth.

Vallisneria americana fruiting structures containing the seeds can be gathered in late summer with a rake or net (Moyle and Hotchkiss 1945). The harvested fruits can be allowed to decompose in a water-filled container (Muenscher 1936) or broken into pieces (Moyle and Hotchkiss 1945). If planting in the next spring is desired, the seeds or pieces of fruit should be stored in cold water (1–3°C) under dark conditions (Muenscher 1936). Hoover (1984) found that *V. americana* seeds germinated 2–5 weeks later on the more organic sediments of his study areas. This could be ecologically important because such plants might have competition from other species that are phenologically advanced.




Fig. 5. Hydraulic dredge used to harvest winter buds of American wildcelery.

Transplanting Winter Buds

If winter buds are going to be harvested for transplanting, a *V. americana* bed should be found in the same locale. The size of winter buds is influenced by the pH (acidic conditions produce smaller buds) and the type of substrate (Hoover 1984). Small winter buds produce smaller plants than large buds (Hoover 1984); therefore, more desirable results will be obtained by planting large buds.

Winter buds can be collected by sieving substrate collected from an existing *V. americana* bed by shovel or with a hydraulic dredge. Winter buds normally float to the water surface when loosened from the sediments. They can then be collected in great numbers with little effort by moving the substrate with a high pressure and volume water pump. We constructed a dredge (pump, dredge, davit) for collecting winter buds (Fig. 5). The gasoline pump had specifications of 8 horsepower and 7.62-cm

(3 inches) suction and discharge hoses and an output volume of 83,270 L per hour. The long dredge pipe was 7.62-cm (3 inches) galvanized iron pipe reduced to three 5.08-cm (2 inches) copper nozzles about 15 cm (6 inches) apart. The nozzles (shaped by heating copper tubes with a torch) terminated with 1.27-cm \times 7.62-cm openings. The dredge was suspended from the davit by 0.95-cm (3/8 inch) cable. In this way the dredge could easily be moved to any position above the substrate to ensure adequate water pressure for excavating a trench 45 cm wide and about 15 cm deep. The depth of the trench could also be regulated through movement of the boat.

When ready to start excavating, we searched areas that were about 1 m deep (so that persons in chest waders could be in the water). We used a long metal fence post as an anchor for the boat and ran a nylon line from the post through a C-clamp on the bow of the boat. The boat was then moved in an arc with the rope restricting backward but not lateral movement. At the end of the arc a small length of rope was released so that the dredge would excavate a trench parallel to the one made on the previous pass. This technique permitted efficient harvest of an area with the least amount of effort to maneuver the boat.

Two or more persons waded around the boat (or downstream if in a current) and swept up the winter buds with dip nets. In some situations the buds rose to the water surface 30 m or more from the boat so it was best to initially determine the pattern of the water current.

Because winter buds do not store well for extended periods (C. E. Korschgen, unpublished data), they should be collected just before transplanting, and stored in water in a refrigerator (at less than 10° C) to prevent the shoots from elongating.

Muenschler (1936) recommended that winter buds be transplanted in spring for the reasons previously described for seeds. At northern latitudes, the winter buds should be planted from mid-April to early May, when the water temperature is 10–14° C.

An efficient method for planting winter buds is to place one or more winter buds in a reinforced paper envelope in which holes have been punched, or in a cotton-polyester, nylon, or plastic mesh bag (0.64 cm holes) filled with a gravel mixture for weight (Fig. 6). Paper and cotton-polyester bags should be tested in the field to ensure that they will not deteriorate before the winter buds sprout and root. The bags can be prefilled with gravel to avoid delays in the transplanting process. After the winter buds are placed in the bags, the bags should be closed with a twist tie and kept wet until they are deposited at the transplant site.



Fig. 6. Examples of three packaging techniques for American wildcelery winter buds.

Trial plantings are recommended for new areas. Success can be determined at minimal cost by establishing two or three paired plots (fenced vs. open) of about 7.5 m on a side. Initially, about 250 to 300 winter buds per enclosure should be planted to determine if the location is suitable. A high-density planting compensates for injured or inferior winter buds that do not grow.

The ideal method for planting *V. americana* winter buds is to bury them 5 to 10 cm in the sediment. Divers may plant the winter buds by hand, or if water drawdown is possible, the water may be lowered to a level where the winter buds may be planted by hand. Because contracting SCUBA divers is expensive and water drawdown may not be possible, we generally recommend placing the buds in weighted mesh sacks. A planting density of 1,000 per 0.4 ha is recommended.

Evaluation of Transplants

Records should be kept of how many winter buds were transplanted at each site. The planting should be evaluated during and at the end of the growing season. The simplest

way to determine if the winter buds have sprouted and are growing well is to place a couple of the transplant bags that contain winter buds in a sunken container filled with substrate from the site. A float attached to the container helps to locate the plants for periodic inspection. A five-gallon plastic bucket works well if a hole is cut in the side of the bucket to permit water to drain when the bucket is lifted.

Leaves will grow rapidly in a favorable environment and, within a few weeks, new rhizomes should irrupt from the primary plant, giving rise to additional plants (Fig. 7). At northern latitudes (Wisconsin) the plants will flower around 1 August, produce winter buds around 1 September, and senesce around 1 October. If the transplant is successful, the plot should contain a dense stand of plants by September (Fig. 8).

In a favorable environment, each winter bud should produce at least three or more new plants. The net gain of plants can be quickly estimated by counting the number of floating rosettes within the fenced area as the plants senesce. Careful examination of these rosettes for the descending rhizome, which terminated in a winter bud,



Fig. 7. American wildcelery plants growing from nylon mesh bag.

will indicate whether or not the plants produced buds. The density and size of the winter buds can be determined by searching for them in the substrate with a post-hole digger, corer, or long-handled shovel; the number of winter buds per unit area may then be estimated and the size measured.

The planting should be monitored for a second growing season.

Materials

Transplanting

- Fencing
- Posts
- Mesh bags
- Gravel scoops
- Twist ties
- Winter buds, coolers for transport of winter buds
- Carrying tray (plastic bread loaf carriers as used by bakeries)

- Boat, chest waders, hip boots
- Marking buoys
- Harvesting
- Pump, gasoline
- Dredge
- Boat with davit
- Ice chests
- Dip nets
- Chest waders
- Anchor post
- Nylon line

Costs

Winter buds are available from commercial supply companies that raise and harvest their own stock and cost about 10¢ each. If a trial program or a small-scale operational program is going to be initiated, purchasing winter buds is probably more cost effective than buying the equipment to harvest them (except for long-handled shovels and a sieving box).

Fig. 8. Three-month-old transplanted American wildcelery plants growing in an enclosure on Lake Puckaway, Wisconsin.



Sources

In the event that winter buds or seeds are not available from a nearby water body, they can be purchased from wild game food nurseries. Many suppliers sell American wildcelery parts adapted to a northern environment. It is unknown how well these winter buds would tolerate the climate of southern areas or brackish water conditions.

Acknowledgments

We thank H. Kantrud, J. Peck, G. Swanson, and J. Titus for reviews of preliminary drafts of this manuscript. P. B. Reed, Jr., U.S. Fish and Wildlife Service, National Wetland Inventory, provided distribution records from the National Wetland Plant Species List and Data Base. V. Ramey, Director, University of Florida Center for Aquatic Plants, provided bibliographic searches of

V. americana. A. Prochowicz provided valuable assistance in word processing the drafts of the manuscript.

References

- Anderson, J. M. 1950. Some aquatic vegetation changes following fish removal. *J. Wildl. Manage.* 14:206-209.
- Andrews, J. D., and A. D. Hasler. 1942. Fluctuations in the animal populations of the littoral zone in Lake Mendota. *Trans. Wis. Acad. Sci. Arts Lett.* 35:175-185.
- Barko, J. W., and G. J. Filbin. 1983. Influences of light and temperature on chlorophyll composition in submersed freshwater macrophytes. *Aquat. Bot.* 15:249-255.
- Barko, J. W., D. G. Hardin, and M. S. Matthews. 1982. Growth and morphology of submersed freshwater macrophytes in relation to light and temperature. *Can. J. Bot.* 60:877-887.
- Barko, J. W., D. G. Hardin, and M. S. Matthews. 1984. Interactive influences of light and temperature on the growth and morphology of submersed freshwater macrophytes. Technical report A-84-3, U.S. Army Corps of Engineers, Waterways Experiment Station, Vicksburg, Miss. 24 pp.
- Barnett, B. S., and R. W. Schneider. 1974. Fish populations in dense submersed plant communities. *Hyacinth Control J.* 12:12-14.
- Bayley, S., V. D. Stotts, and P. F. Springer. 1978. Changes in submerged aquatic macrophyte populations at the head of Chesapeake Bay, 1958-1975. *Estuaries* 1:171-182.
- Beal, E. O., and P. H. Monson. 1954. Marsh and aquatic angiosperms of Iowa. *Iowa State Univ. Iowa Stud. Nat. Hist.* 19:1-95.
- Beal, E. O. 1977. A manual of marsh and aquatic vascular plants of North Carolina with habitat data. *N.C. Agric. Exp. Stn., Tech. Bull.* 247. 298 pp.
- Bean, R. C., C. D. Richards, and F. Hyland. 1966. Check-list of the vascular plants of Maine. *Bull. Josselyn Bot. Soc. Maine* 8. 71 pp.
- Bourn, W. S. 1932. Ecological and physiological studies on certain aquatic angiosperms. *Contrib. Boyce Thompson Inst.* 4:425-496.
- Bourn, W. S. 1934. Sea-water tolerance of *Vallisneria spiralis* L. and *Potamogeton foliosus* Raf. *Contrib. Boyce Thompson Inst.* 6:303-308.
- Boyd, C. E., and R. D. Blackburn. 1970. Seasonal changes in the proximate composition of some common aquatic weeds. *Hyacinth Control J.* 8:42-44.
- Braun, E. L. 1943. An annotated catalog of spermatophytes of Kentucky. John S. Swift Co., Inc., Cincinnati, Ohio. 161 pp.
- Braun, E. L. 1967. The vascular flora of Ohio. Vol. 1, The monocotyledoneae. Ohio State University Press, Columbus. 464 pp.
- Britton, N. L., and A. Brown. 1913. An illustrated flora of the northern United States, Canada, and the British Possessions. Vol. 1, 2nd ed. Charles Scribner's Sons, New York. 680 pp.
- Bromley, D. D. 1967. Some observations on spreading of aquatic flowering plants in deep water of Douglas Lake, Michigan. *Mich. Bot.* 6(734):75-80.
- Bumby, M. J. 1977. Changes in submerged macrophytes in Green Lake Wisconsin from 1921 to 1971. *Trans. Wis. Acad. Sci. Arts Lett.* 65:120-151.
- Burkhalter, A. P., L. M. Curtis, R. L. Lazor, M. L. Beach, and J. C. Hudson. 1973. Aquatic weed identification and control manual. Bureau of Aquatic Plant Research and Control, Florida Department of Natural Resources, Tallahassee. 100 pp.
- Carpenter, S. R. 1981. Submersed vegetation: an internal factor in lake ecosystem succession. *Am. Nat.* 118:372-383.
- Carter, V., J. E. Paschal, Jr., and N. Bartow. 1985. Distribution and abundance of submersed aquatic vegetation in the tidal Potomac River and Estuary, Maryland and Virginia, May 1978 to November 1981—a water quality study of the tidal Potomac River and Estuary. *U.S. Geol. Surv., Water Supply Pap.* 2234-A. 46 pp.
- Carter, V., and N. B. Rybicki. 1985. The effects of grazers and light penetration on the survival of transplants of *Vallisneria americana* Michx. in the tidal Potomac River, Maryland. *Aquat. Bot.* 23:197-213.
- Chabreck, R. H., and R. E. Condrey. 1979. Common vascular plants of the Louisiana marsh. *La. State Univ., Sea Grant Publ.* LSU-T-79-003. 116 pp.
- Chamberlain, E. B., Jr. 1948. Ecological factors influencing the growth and management of certain waterfowl food plants on Back Bay National Wildlife Refuge. *Trans. N. Am. Wildl. Conf.* 13:347-356.
- Chapman, A. W. 1883. *Flora of the southern United States*. 2nd ed. Iveson, Blakeman, Taylor, New York. 698 pp.
- Choudhuri, G. N. 1966. Seed germination and flowering in *Vallisneria spiralis*. *Northwest Sci.* 40:31-35.
- Cole, G. A. 1979. *Textbook of limnology*. 2nd ed. C. V. Mosby, St. Louis. 426 pp.
- Cooperrider, T. S. 1982. Endangered and threatened plants of Ohio. *Ohio Biol. Surv., Biol. Notes* 16. 92 pp.
- Correll, D. L., and T. L. Wu. 1982. Atrazine toxicity to submersed vascular plants in simulated estuarine microcosms. *Aquat. Bot.* 14:151-158.
- Correll, D. S., and H. B. Correll. 1975. *Aquatic and wetland plants of southwestern United States*. Stanford University Press, Stanford, Calif. 856 pp.
- Correll, D. S., and M. C. Johnston. 1970. *Manual of the vascular plants of Texas*. Texas Research Foundation, Renner. 1881 pp.
- Cottam, C. 1939. Food habits of North American diving ducks. *U.S. Dep. Agric. Tech. Bull.* 643. 139 pp.
- Crow, G. E., and C. B. Hellquist. 1982. Aquatic vascular plants of New England. Part 4. Juncaginaceae, Scheuchzeriaceae, Butomaceae, Hydrocharitaceae. *N.H. Agric. Exp. Stn. Bull.* 520. 20 pp.
- Crowder, A. A., J. M. Bristow, and M. R. King. 1977. Distribution, seasonality, and biomass of aquatic macrophytes in Lake Opinicon (eastern Ontario). *Nat. Can.* 104:441-456.

- Crum, G. H., and R. W. Bachman. 1973. Submersed aquatic macrophytes of the Iowa Great Lakes region. *Iowa State J. Res.* 48:147-173.
- Davis, G. J., and M. M. Brinson. 1976. The submersed macrophytes of the Pamlico River estuary, North Carolina. *Univ. N.C., Water Resour. Res. Inst. Rep.* 112. 202 pp.
- Davis, G. J., and M. M. Brinson. 1980. Responses of submersed vascular plant communities to environmental change. *U.S. Fish. Wildl. Serv., FWS/OBS-79/33.* 70 pp.
- Davis, J. G., and D. F. Carey, Jr. 1981. Trends in submersed macrophyte communities of the Currituck Sound: 1977-1979. *J. Aquat. Plant Manage.* 19:3-8.
- Dawson, V. K., G. A. Jackson, and C. E. Korschgen. 1984. Water chemistry at selected sites on Pools 7 and 8 of the Upper Mississippi River: a ten-year survey. *In* J. G. Wiener, R. V. Anderson, and D. R. McConville, eds. *Contaminants in the Upper Mississippi River. Proceedings of the 15th annual meeting of the Mississippi River Research Consortium.* 368 pp.
- Deam, C. C. 1940. *Flora of Indiana. Reprints of U.S.-floras.* Vol. 6. Verlag Von J. Cramer, S-H Service Agency, Inc., New York. 1236 pp.
- Denniston, R. H. 1921. A survey of the larger aquatic plants of Lake Mendota. *Trans. Wis. Acad. Sci. Arts Lett.* 20:495-500.
- Donnermeyer, G. N. 1982. The quantity and nutritive quality of *Vallisneria americana* biomass, in Navigation Pool No. 9 of the Upper Mississippi River. M.S. thesis, University of Wisconsin, LaCrosse. 93 pp.
- Donnermeyer, G. N., and M. M. Smart. 1985. The biomass and nutritive potential of *Vallisneria americana* Michx. in Navigation Pool 9 of the Upper Mississippi River. *Aquat. Bot.* 22:33-44.
- Easley, J. F., and R. L. Shirley. 1974. Nutrient elements for livestock in aquatic plants. *Hyacinth Control J.* 12:82-85.
- Eddy, S., and J. C. Underhill. 1974. *Northern fishes.* University of Minnesota Press, Minneapolis. 414 pp.
- Fassett, N. C. 1930. The plants of some northeastern Wisconsin lakes. *Trans. Wis. Acad. Sci. Arts Lett.* 25:157-168.
- Fassett, N. C. 1957. *A manual of aquatic plants.* University of Wisconsin Press, Madison. 405 pp.
- Fernald, M. L. 1918. The diagnostic character of *Vallisneria americana*. *Rhodora* 20:108-110.
- Fonseca, M. S., W. J. Kenworthy, and G. W. Thayer. 1982. A low-cost planting technique for eelgrass (*Zostera marina* L.). *Coastal Engineering Technical Aid No. 82-6.* U.S. Army Corps of Engineers Coastal Engineering Research Center, Fort Belvoir, Va.
- Forney, D. R., and D. E. Davis. 1981. Effects of low concentrations of herbicides on submersed aquatic plants. *Weed Sci.* 29:677-685.
- Gerking, S. D. 1948. Destruction of submerged aquatic plants by 2,4-D. *J. Wildl. Manage.* 12:221-227.
- Gerking, S. D. 1957. A method of sampling the littoral macrofauna and its application. *Ecology* 38:219-226.
- Gerloff, G. C., and P. H. Krombholz. 1966. Tissue analysis as a measure of nutrient availability for the growth of angiosperm aquatic plants. *Limnol. Oceanogr.* 11:529-537.
- Godfrey, R. K., and J. W. Wooten. 1979. *Aquatic and wetland plants of southeastern United States: Monocotyledons.* University of Georgia Press, Athens. 712 pp.
- Gray, A. 1848. *A manual of the botany of the northern United States.* 5th ed. Iveson, Blakeman, Taylor, New York. 703 pp.
- Grise, D. J. 1983. Growth and tissue chemistry of *Vallisneria americana* Michx. in three pH regimes. M.A. thesis, State University of New York, Binghamton.
- Grise, D., J. E. Titus, and D. J. Wagner. 1986. Environmental pH influences growth and tissue chemistry of the submersed macrophyte *Vallisneria americana*. *Can. J. Bot.* 64:306-310.
- Hagen, R., L. Werth, and M. Meyer. 1977. Upper Mississippi River habitat inventory. Research report 77-5, Remote Sensing Laboratory of the Institute of Agriculture, Forestry, and Home Economics, University of Minnesota, Minneapolis. U.S. Fish and Wildlife Service Contract 14-16-0003-30, 686. 18 pp.
- Haller, W. T., D. L. Sutton, and W. C. Barlowe. 1974. Effects of salinity on growth of several aquatic macrophytes. *Ecology* 55:891-894.
- Haramis, G. M., and V. Carter. 1983. Distribution of submersed aquatic macrophytes in the tidal Potomac River. *Aquat. Bot.* 15:65-79.
- Harvey, H. H., R. C. Pierce, P. J. Dillon, J. R. Kramer, and D. M. Whelpdale. 1981. Acidification in the Canadian aquatic environment: scientific criteria for assessing the effects of acidic deposition on aquatic ecosystems. *Natl. Res. Council. Can. Rep.* 18475. 369 pp.
- Heberger, R. F., Jr. 1978. Abundance and distribution of phytomacrofauna and zooplankton and their use as food by young fish in the nearshore waters and contiguous wetlands of Lake St. Clair. Pages 42-43 *in* Progress in fishery research 1978. Great Lakes Fishery Laboratory, U.S. Fish and Wildlife Service, Ann Arbor, Mich.
- Hellquist, C. B. 1980. Correlation of alkalinity and the distribution of *Potamogeton* in New England. *Rhodora* 82:331-344.
- Hentges, J. F., R. L. Shirley, and J. F. Easley. 1973. Toxic substances and chemical composition of hyacinths and other water plants. *Univ. Fla. Inst. Food Agric. Sci. Annu. Res. Rep.* 79. (abstract)
- Hitchcock, C. L., A. C. Cronquist, M. Ownbey, and J. W. Thompson. 1977. *Vascular plants of the Pacific Northwest.* Vol. 1. University of Washington Press, Seattle. 914 pp.
- Hoover, D. T. 1984. Reproductive ecology of two submersed macrophytes in varying pH regimes. M.A. thesis, State University of New York, Binghamton. 87 pp.
- Hunt, G. S. 1963. Wildcelery in the lower Detroit River. *Ecology* 44:360-370.
- Hynes, H. B. N. 1970. *The ecology of running waters.* University of Toronto Press, Toronto, Ont. 555 pp.
- Jones, J. J., and R. D. Drobney. 1986. Winter feeding ecology of scaup and common goldeneye in Michigan. *J. Wildl. Manage.* 50:446-452.

- Jones, S. B. 1974. Mississippi flora. I. Monocotyledon families with aquatic or wetland species. *Gulf Res. Rep.* 4:357-379.
- Kaul, R. B. 1970. Evolution and adaptation of inflorescences in the Hydrocharitaceae. *Am. J. Bot.* 57:708-715.
- Kaul, R. B. 1978. Morphology of germination and establishment of aquatic seedlings in Alismataceae and Hydrocharitaceae. *Aquat. Bot.* 5:139-147.
- Kausik, S. B. 1939. Pollination and its influence on the behavior of the pistillate flower in *Vallisneria spiralis*. *Am. J. Bot.* 26:207-211.
- Keast, A. 1984. The introduced aquatic macrophyte, *Myriophyllum spicatum*, as habitat for fish and their invertebrate prey. *Can. J. Zool.* 62:1289-1303.
- Kenworthy, W. J., K. M. Cheap, C. A. Currin, and G. W. Thayer. 1984. A low-cost transplanting technique for shoalgrass (*Halodule wrightii*) and manatee grass (*Syringodium filiforme*). Instruction Report EL-84-1, U.S. Army Corps of Engineers, Waterways Experiment Station, Vicksburg, Miss. Prepared by National Marine Fisheries Service under contract to Environmental Laboratory.
- Kerwin, J. A., R. E. Munro, and W. W. A. Peterson. 1976. Distribution and abundance of aquatic vegetation in the Upper Chesapeake Bay, 1971-1974. Pages 393-400 in J. Davis, ed. The effects of Tropical Storm Agnes on the Chesapeake Bay estuarine system. Chesapeake Research Consortium, Inc., Baltimore, Md.
- Korschgen, C. E., L. S. George, and W. L. Green. 1988. Feeding ecology of canvasbacks staging on Pool 7 of the Upper Mississippi River. Pages 237-249 in M. W. Weller, ed. Waterfowl in Winter. University of Minnesota Press, Minneapolis.
- Ladd, D. M., and R. H. Mohlenbrock. 1983. New distribution data for Illinois vascular plants. *J. South. Ill. Native Plant Soc.* 3:2-22.
- Lammers, T. G., and A. G. Van Der Valk. 1979. A checklist of the aquatic and wetland vascular plants of Iowa. II. Monocotyledons, plus a summary of the geographic and habitat distribution of all aquatic and wetland species in Iowa. *Proc. Iowa Acad. Sci.* 85:121-163.
- Lawrence, J. M., and E. B. Hollingsworth. 1969. Aquatic herbicide data. U.S. Dep. Agric. Agric. Handb. 231 (supplement). 126 pp.
- Lind, C. T., and G. Cottam. 1969. The submerged aquatics of University Bay: a study in eutrophication. *Am. Midl. Nat.* 81:353-369.
- Linn, J. G., E. J. Staba, R. D. Goodrich, J. C. Meiske, and D. E. Otterby. 1975. Nutritive value of dried or ensiled aquatic plants. I. Chemical composition. *J. Anim. Sci.* 41:601-609.
- Lowden, R. M. 1982. An approach to the taxonomy of *Vallisneria* L. (Hydrocharitaceae). *Aquat. Bot.* 13:269-298.
- Martin, A. C., and F. M. Uhler. 1939. Food of game ducks in the United States and Canada. U.S. Dep. Agric. Tech. Bull. 634. 156 pp.
- Martin, W. C., and C. R. Hutchins. 1981. A flora of New Mexico. J. Cramer, Braunschweig, West Germany. 2591 pp.
- Massey, A. B. 1961. Virginia flora. Va. Agric. Exp. Stn., Tech. Bull. 155. 258 pp.
- McAtee, W. L. 1917. Propagation of wild-duck foods. U.S. Dep. Agric. Bull. 465. 40 pp.
- McAtee, W. L. 1939. Wildfowl food plants. Their value, propagation and management. Collegiate Press, Ames, Iowa. 141 pp.
- Meyer, B. S., F. H. Bell, L. C. Thompson, and E. I. Clay. 1943. Effect of depth of immersion on apparent photosynthesis in submersed vascular aquatics. *Ecology* 24:393-399.
- Minor, J. M., L. M. Caron, and M. P. Meyer. 1977. Upper Mississippi River habitat inventory. Research report 77-7, Remote Sensing Laboratory of the Institute of Agriculture, Forestry, and Home Economics, University of Minnesota, Minneapolis. U.S. Fish and Wildlife Service Contract 14-16-003-30,686. 18 pp.
- Mohlenbrock, R. H. 1983. Annotated bibliography of the aquatic macrophytes of the Upper Mississippi River covering the area from Cairo, Illinois, to St. Paul, Minnesota. U.S. Fish and Wildlife Service, Rock Island, Ill. 240 pp. (mimeo)
- Mohlenbrock, R. H., and D. M. Ladd. 1978. Distribution of Illinois vascular plants. Southern Illinois University Press, Carbondale. 282 pp.
- Moyle, J. B. 1945. Some chemical factors influencing the distribution of aquatic plants in Minnesota. *Am. Midl. Nat.* 34:402-420.
- Moyle, J. B., and N. Hotchkiss. 1945. The aquatic and marsh vegetation of Minnesota and its value to waterfowl. *Minn. Fish. Res. Lab. Tech. Bull.* 3. 122 pp.
- Muenscher, W. C. 1936. Storage and germination of seeds of aquatic plants. *Cornell Univ. Agric. Exp. Stn.* 652:1-17.
- Muztar, A. J., S. J. Slinger, and J. H. Burton. 1977. Metabolizable energy content of freshwater plants in chickens and ducks. *Poult. Sci.* 56:1893-1899.
- Muztar, A. J., S. J. Slinger, and J. H. Burton. 1978a. Chemical composition of aquatic macrophytes. I. Investigation of organic constituents and nutritional potential. *Can. J. Plant Sci.* 58:829-841.
- Muztar, A. J., S. J. Slinger, and J. H. Burton. 1978b. The chemical composition of aquatic macrophytes. II. Amino acid composition of the protein and non-protein fractions. *Can. J. Plant Sci.* 58:843-849.
- Nicholson, S. A., and B. A. Aroyo. 1975. A case study in hydrarch zonation. *Vegetatio* 30:207-212.
- Norton, J., and J. Ellis. 1976. Management of aquatic vegetation with simazine. *Proc. South. Weed Sci. Soc.* 29:359-364.
- Ogden, E. C. 1974. Anatomical patterns of some aquatic vascular plants of New York. N.Y. State Mus. Sci. Serv., Bull. 424. 133 pp.
- Orth, R. J., and K. A. Moore. 1981. Submerged aquatic vegetation of the Chesapeake Bay: past, present and future. *Trans. N. Am. Wildl. Nat. Resour. Conf.* 46:271-283.
- Perry, M. C. 1982. Distribution and food habits of canvasbacks in the northeast. *Trans. Northeast. Sect. Wildl. Soc.* 39:56-67.
- Phillips, G. L., D. Eminson, and B. Moss. 1978. A mechanism to account for macrophyte decline in progressively eutro-

- phicated freshwaters. *Aquat. Bot.* 4:103-126.
- Pip, E. 1979. Survey of the ecology of submerged aquatic macrophytes in central Canada. *Aquat. Bot.* 7:339-357.
- Radford, A. E., H. E. Ahles, and C. R. Bell. 1968. Manual of the vascular flora of the Carolinas. University of North Carolina Press, Chapel Hill. 1183 pp.
- Rickett, H. W. 1922. A quantitative study of the larger aquatic plants of Lake Mendota. *Trans. Wis. Acad. Sci. Arts Lett.* 20:501-527.
- Rickett, H. W. 1924. A quantitative study of the larger aquatic plants of Green Lake, Wisconsin. *Trans. Wis. Acad. Sci. Arts Lett.* 21:381-414.
- Rybicki, N. B., and V. Carter. 1986. Effect of sediment depth and sediment type on the survival of *Vallisneria americana* Michx. grown from tubers. *Aquat. Bot.* 24:233-240.
- Schlosser, D. W., and B. A. Manny. 1982. Distribution and relative abundance of submersed aquatic macrophytes in the St. Clair-Detroit River ecosystem. Adm. Rep. 82.7, U.S. Fish and Wildlife Service, Great Lakes Fishery Laboratory, Ann Arbor, Mich.
- Schuette, H. A., and H. Alder. 1927. Notes on the chemical composition of some of the larger aquatic plants of Lake Mendota. II. *Vallisneria* and *Potamogeton*. *Trans. Wis. Acad. Sci. Arts Lett.* 23:249-254.
- Scoggan, H. J. 1978. The flora of Canada. *Natl. Mus. Nat. Sci. (Ott.) Publ. Bot.* 7 (I-IV). 1711 pp.
- Sculthorpe, C. D. 1967. The biology of aquatic vascular plants. St. Martin's Press, New York. 610 pp.
- Sefton, D. F. 1976. The biomass and productivity of aquatic macrophytes in Navigation Pool 8 of the Upper Mississippi River. M.S. thesis, University of Wisconsin-LaCrosse. 179 pp.
- Seymour, F. C. 1969a. The flora of New England. Charles E. Tuttle Company, Rutland, Vt. 596 pp.
- Seymour, F. C. 1969b. The flora of Vermont. University of Vermont, Burlington. *Agric. Exp. Stn. Bull.* 660. 393 pp.
- Sharp, A. J., R. E. Shanks, and J. K. Underwood. n.d. Preliminary checklist of monocots in Tennessee. University of Tennessee, Knoxville. 33 pp.
- Sheldon, R. B., and C. W. Boylen. 1977. Maximum depth inhabited by aquatic vascular plants. *Am. Midl. Nat.* 97:248-254.
- Spence, D. H. N., and J. Chrystal. 1970a. Photosynthesis and zonation of freshwater macrophytes. I. Depth distribution and shade tolerance. *New Phytol.* 69:205-215.
- Spence, D. H. N., and J. Chrystal. 1970b. Photosynthesis and zonation of freshwater macrophytes. II. Adaptability of species of deep and shallow water. *New Phytol.* 69:217-227.
- Steenis, J. H. 1970. Status of Eurasian water milfoil and associated submersed species in the Chesapeake Bay area—1969. Administrative report to R. Andrews, U.S. Fish and Wildlife Service, Patuxent Wildlife Research Station, Laurel, Md. 27 pp.
- Stevens, D. A. 1963. Handbook of North Dakota plants. North Dakota Institute for Regional Studies, Fargo. 324 pp.
- Stevenson, J. C., and N. M. Confer. 1978. Summary of available information on Chesapeake Bay submerged vegetation. U.S. Fish Wildl. Serv., FWS/OBS-78/66. 335 pp.
- Stevenson, J. C., C. B. Piper, and N. Confer. 1979. The decline of submerged aquatic plants in Chesapeake Bay. U.S. Fish Wildl. Serv., FWS/OBS-79/24. 12 pp.
- Steyermark, J. A. 1975. Flora of Missouri. Iowa State University Press, Ames. 1728 pp.
- Strausbaugh, P. D., and E. L. Core. 1970. Flora of West Virginia. 4 Vols. W. Va. Univ., Bull. Ser. 70:7-2. 1079 pp.
- Sutton, D. L., and R. D. Blackburn. 1973. Feasibility of the amur (*Ctenopharyngdon idella* Val.) as a biocontrol of aquatic plants. Pages 3-42 in E. O. Gangstad, J. J. Raynes, and R. M. Burress, eds. Herbivorous fish for aquatic plant control. Aquatic Plant Control Program, Tech. Rep. 4. U.S. Army Corps of Engineers, Waterways Experiment Station, Vicksburg, Miss.
- Svedelius, N. 1932. On the different types of pollination in *Vallisneria spiralis* L. and *Vallisneria americana* Michx. *Sven. Bot. Tidskr.* 26:1-12.
- Tatnall, R. R. 1946. Flora of Delaware and the Eastern Shore. Society of Natural History of Delaware, Intelligencer Printing Co., Lancaster. 291 pp.
- Titus, J. E. 1977. The comparative physiological ecology of three submersed macrophytes. Ph.D. thesis, University of Wisconsin, Madison. 195 pp.
- Titus, J. E., and M. S. Adams. 1979a. Comparative carbohydrate storage and utilization patterns in the submersed macrophytes, *Myriophyllum spicatum* and *Vallisneria americana*. *Am. Midl. Nat.* 102:263-272.
- Titus, J. E., and M. S. Adams. 1979b. Coexistence and the comparative light relations of the submersed macrophytes *Myriophyllum spicatum* L. and *Vallisneria americana* Michx. *Oecologia (Berl.)* 40:273-286.
- Titus, J. E., and M. D. Stephens. 1983. Neighbor influences and seasonal growth patterns for *Vallisneria americana* in a mesotrophic lake. *Oecologia (Berl.)* 56:23-29.
- Titus, J. E., and W. H. Stone. 1982. Photosynthetic response of two submersed macrophytes to dissolved inorganic carbon concentration and pH. *Limnol. Oceanogr.* 27:151-160.
- Todd, D. K. 1970. The water encyclopedia. Water Information Center Inc., Port Washington, N.Y. 559 pp.
- Voss, E. G. 1972. Michigan flora. Part I. Gymnosperms and monocots. Cranbrook Institute of Science and University of Michigan Herbarium, Bloomfield Hills, Mich. 488 pp.
- Webster, H. V., and S. D. Rawles. 1976. Impact of chlorine pollution in the upper Potomac and Anacostia estuaries. U.S. Department of the Interior, Washington, D.C. (abstract)
- Wherry, T. E., J. M. Fogg, and H. A. Wahl. 1979. Atlas of the flora of Pennsylvania. The Morris Arboretum, University of Pennsylvania, Philadelphia. 390 pp.
- Wilder, G. J. 1974. Symmetry and development of pistillate *Vallisneria americana* (Hydrocharitaceae). *Am. J. Bot.* 61:846-866.
- Wilkinson, R. E. 1963. Effects of light intensity and temperature on the growth of water stargrass, coontail, and duckweed. *Weeds* 11:287-289.

- Wilson, L. R. 1935. Lake development and plant succession in Vilas County, Wisconsin. Part I. The medium hard water lakes. *Ecol. Monogr.* 5:207-247.
- Wilson, L. R. 1937. A quantitative and ecological study of the larger aquatic plants of Sweeny Lake, Oneida County, Wisconsin. *Bull. Torrey Bot. Club* 4:199-208.
- Wilson, L. R. 1941. The larger aquatic vegetation of Trout Lake, Vilas County, Wisconsin. *Trans. Wis. Acad. Sci. Arts Lett.* 33:135-146.
- Winterringer, G. S., and A. C. Lopinot. 1977. Aquatic plants of Illinois. Department of Registration and Education, Illinois State Museum Division and Department of Conservation, Division of Fisheries, Illinois State Museum, Springfield. 142 pp.
- Wylie, R. B. 1917. The pollination of *Vallisneria spiralis*. *Bot. Gaz.* 63:135-145.
- Zamuda, C. D. 1976. Seasonal growth and decomposition of *Vallisneria americana* in the Pamlico River Estuary. M.S. thesis, East Carolina University, Greenville, N.C. 77 pp.
- Zimmerman, J. R. 1953. Waterfowl habitat surveys and food habit studies, 1940-1943. Game Management Division, Wisconsin Department of Natural Resources, Madison. 176 pp.

Korschgen, Carl E., and William L. Green. 1988. **American wildcelery (*Vallisneria americana*): Ecological considerations for restoration.** U.S. Fish Wildl. Serv., *Fish Wildl. Tech. Rep.* 19. 24 pp.

The success of vegetation management programs for waterfowl is dependent on knowing the physical and physiological requirements of target species. Lakes and riverine impoundments that contain an abundance of the American wildcelery (*Vallisneria americana*) have traditionally been favored by canvasbacks (*Aythya valisineria*) and other waterfowl as feeding areas during migration. Information on the ecology of American wildcelery is summarized to serve as a guide for potential wetland restoration projects. Techniques are described for transplanting winter buds. Management programs that employ these techniques should define objectives clearly and evaluate the water regime carefully before initiating major restoration.

Key words: *Vallisneria americana*, American wildcelery, aquatic vegetation, plant ecology, restoration, natural history, waterfowl habitat.

Korschgen, Carl E., and William L. Green. 1988. **American wildcelery (*Vallisneria americana*): Ecological considerations for restoration.** U.S. Fish Wildl. Serv., *Fish Wildl. Tech. Rep.* 19. 24 pp.

The success of vegetation management programs for waterfowl is dependent on knowing the physical and physiological requirements of target species. Lakes and riverine impoundments that contain an abundance of the American wildcelery (*Vallisneria americana*) have traditionally been favored by canvasbacks (*Aythya valisineria*) and other waterfowl as feeding areas during migration. Information on the ecology of American wildcelery is summarized to serve as a guide for potential wetland restoration projects. Techniques are described for transplanting winter buds. Management programs that employ these techniques should define objectives clearly and evaluate the water regime carefully before initiating major restoration.

Key words: *Vallisneria americana*, American wildcelery, aquatic vegetation, plant ecology, restoration, natural history, waterfowl habitat.

Korschgen, Carl E., and William L. Green. 1988. **American wildcelery (*Vallisneria americana*): Ecological considerations for restoration.** U.S. Fish Wildl. Serv., *Fish Wildl. Tech. Rep.* 19. 24 pp.

The success of vegetation management programs for waterfowl is dependent on knowing the physical and physiological requirements of target species. Lakes and riverine impoundments that contain an abundance of the American wildcelery (*Vallisneria americana*) have traditionally been favored by canvasbacks (*Aythya valisineria*) and other waterfowl as feeding areas during migration. Information on the ecology of American wildcelery is summarized to serve as a guide for potential wetland restoration projects. Techniques are described for transplanting winter buds. Management programs that employ these techniques should define objectives clearly and evaluate the water regime carefully before initiating major restoration.

Key words: *Vallisneria americana*, American wildcelery, aquatic vegetation, plant ecology, restoration, natural history, waterfowl habitat.

Korschgen, Carl E., and William L. Green. 1988. **American wildcelery (*Vallisneria americana*): Ecological considerations for restoration.** U.S. Fish Wildl. Serv., *Fish Wildl. Tech. Rep.* 19. 24 pp.

The success of vegetation management programs for waterfowl is dependent on knowing the physical and physiological requirements of target species. Lakes and riverine impoundments that contain an abundance of the American wildcelery (*Vallisneria americana*) have traditionally been favored by canvasbacks (*Aythya valisineria*) and other waterfowl as feeding areas during migration. Information on the ecology of American wildcelery is summarized to serve as a guide for potential wetland restoration projects. Techniques are described for transplanting winter buds. Management programs that employ these techniques should define objectives clearly and evaluate the water regime carefully before initiating major restoration.

Key words: *Vallisneria americana*, American wildcelery, aquatic vegetation, plant ecology, restoration, natural history, waterfowl habitat.

SERIAL American Wildcelery
F&WS (Vallisneria americana
TR Ecological Considera-
No.19 tions for Restoration

DATE	ISSUED TO

**Library
USDA/APHIS/S&T
Denver Wildlife Research Center
P. O. Box 25266, Bldg. 16
Denver Federal Center
Denver, CO 80225-0266**

A list of current *Fish and Wildlife Technical Reports* follows.

1. *Effects of Weather on Breeding Ducks in North Dakota*, by Merrill C. Hammond and Douglas H. Johnson. 1984. 17 pp.
2. *Lethal Dietary Toxicities of Environmental Contaminants and Pesticides to Coturnix*, by Elwood F. Hill and Michael B. Camardese. 1986. 147 pp.
3. *Effects of Vegetation Manipulation on Breeding Waterfowl in Prairie Wetlands—A Literature Review*, by Harold A. Kantrud. 1986. 15 pp.
4. *XYLOG: A Computer Program for Field Processing Locations of Radio-tagged Wildlife*, by Wendell E. Dodge and Alan J. Steiner. 1986. 22 pp.
5. *Response of Lake Trout and Rainbow Trout to Dietary Cellulose*, by H. A. Poston. 1986. 6 pp.
6. *DDE, DDT + Dieldrin: Residues in American Kestrels and Relations to Reproduction*, by Stanley N. Wiemeyer, Richard D. Porter, Gary L. Hensler, and John R. Maestrelli. 1986. 33 pp.
7. *Bird Behavior and Mortality in Relation to Power Lines in Prairie Habitats*, by Craig A. Faanes. 1987. 24 pp.
8. *Limnological and Fishery Studies on Lake Sharpe, a Main-stem Missouri River Reservoir, 1964–1975*, by Fred C. June, Lance G. Beckman, Joseph H. Elrod, Gerald K. O'Bryan, and David A. Vogel. 1987. 83 pp.
9. *Trends in Spawning Populations of Pacific Anadromous Salmonids*, by Gregory W. Konkel and John D. McIntyre. 1987. 25 pp.
10. *Factors Affecting the Mobilization, Transport, and Bioavailability of Mercury in Reservoirs of the Upper Missouri River Basin*, by Glenn R. Phillips, Patricia A. Medvick, Donald R. Skaar, and Denise E. Knight. 1987. 64 pp.
11. *Waterfowl Status Report, 1980*, by Albert N. Novara, James F. Voelzer, and Arthur R. Brazda. 1987. 93 pp.
12. *Waterfowl Status Report, 1981*, by Albert N. Novara and James F. Voelzer. 1987. 99 pp.
13. *Migration, Harvest, and Population Characteristics of Mourning Doves Banded in the Western Management Unit, 1964–1977*, by Roy E. Tomlinson, David D. Dolton, Henry M. Reeves, James D. Nichols, and Laurence A. McKibben. 1988. 101 pp.
14. *Waterfowl Damage to Ripening Grain: An Overview*, by C. Edward Knittle and Richard D. Porter. 1988. 17 pp.
15. *Bird Damage to Sunflower in North Dakota, South Dakota, and Minnesota, 1979–1981*, by Roger L. Hothem, Richard W. DeHaven, and Steven D. Fairaizl. 1988. 11 pp.
16. *Influence of Environmental Factors on Blackbird Damage to Sunflower*, by David L. Otis and Catherine M. Kilburn. 1988. 11 pp.
17. *Applications of a Simulation Model to Decisions in Mallard Management*, by Lewis M. Cowardin, Douglas H. Johnson, Terry L. Shaffer, and Donald W. Sparling. 1988. 28 pp.
18. *Chemical Characteristics of Prairie Lakes in South-central North Dakota—Their Potential for Influencing Use by Fish and Wildlife*, by George A. Swanson, Thomas C. Winter, Vyto A. Adomaitis, and James W. LaBaugh. 1988. 44 pp.

NOTE: Use of trade names or commercial products in this publication is solely for the purpose of providing specific information and does not imply recommendation by the U.S. Government.

TAKE PRIDE *in America*



**U.S. DEPARTMENT OF THE INTERIOR
FISH AND WILDLIFE SERVICE**



As the Nation's principal conservation agency, the Department of the Interior has responsibility for most of our nationally owned public lands and natural resources. This includes fostering the wisest use of our land and water resources, protecting our fish and wildlife, preserving the environmental and cultural values of our national parks and historical places, and providing for the enjoyment of life through outdoor recreation. The Department assesses our energy and mineral resources and works to assure that their development is in the best interests of all our people. The Department also has a major responsibility for American Indian reservation communities and for people who live in island territories under U.S. administration.