

Historic, Archive Document

Do not assume content reflects current scientific knowledge, policies, or practices.

A LITTLE BOOK ABOUT *Roses*

62.57
ADVANCE
EDITION
1 9 3 3

LIBRARY
RECEIVED
★ OCT 19 1932 ★

U. S. Department of Agriculture



DELIVERY CHARGES PREPAID

On retail Rose orders to be shipped east of the Rocky Mountains.

Exceptions:

- (1) Late spring orders for potted Roses are sent Express Collect.
- (2) Orders under \$5.00 that must travel long distances are mailed Postage Collect.

Shipments will be made by Express or Parcel Post, depending upon the size of the order. If your post office is different from the express address, please state so on the Order Sheet.

A PLANT GUARANTEE: Refer to page 5

The Peony

Grandest of all outdoor flowers . . . easiest of all to grow . . . as well as the most sure and permanent . . . the modern varieties of the Peony will prove both a revelation and a rare delight to the flower-lover. Our Peonies, like our Roses, are recognized by experienced buyers to be the very best that a lifetime of skilled and loving effort can produce.

Peony roots are shipped in a completely dormant state during the months of September and October. A copy of "*The Flower Beautiful*" . . . the only exclusive Peony catalog that has been published annually for 28 years . . . will be sent upon request.

Autumn Planting

We cannot recommend too strongly the planting of our hardened, field-grown Roses during October, November, and early December, according to your latitude. The many advantages of planting Roses this fall will result in better growing plants with a greater profusion of bloom next summer. Our experience, and that of other authorities and advanced amateurs in widely scattered regions, has proved this beyond doubt. There are a few exceptions in far-northern climates where winters are very severe.

If the planting of Peterson Roses at this time is a new experience for you, so confident are we of your success that we assume all responsibility, merely asking that you follow the simple fall-planting directions that accompany each shipment.

Abstract

The present investigation was conducted in order to determine the effect of the level of abstraction on the learning of concepts. The subjects were 100 college students who were divided into two groups. The first group was given a list of 20 words and was asked to learn them. The second group was given a list of 20 words and was asked to learn them. The results showed that the second group learned the words more quickly than the first group. This suggests that a higher level of abstraction is more effective for learning concepts.

The purpose of this study was to determine the effect of the level of abstraction on the learning of concepts. The subjects were 100 college students who were divided into two groups. The first group was given a list of 20 words and was asked to learn them. The second group was given a list of 20 words and was asked to learn them. The results showed that the second group learned the words more quickly than the first group. This suggests that a higher level of abstraction is more effective for learning concepts.



ROSES are the Jewels of a Garden . . .

WITHOUT their sparkling beauty a garden lacks vivacity just as surely as would a ballroom without the benefit of beautiful women, pretty costumes, and the sparkle of precious gems.

Nor is there anything that can take their place, especially since George H. Peterson, back in 1900, visualized the great possibilities of, and was the first to introduce, the modern type of Hybrid Tea Rose for outdoor culture in American gardens. Even a casual acquaintance with the good varieties and their habit of recurrent blooms every month from June until frost will convince you that they are really indispensable, no matter whether your garden be large or small.

To a great many who have not been familiar with the development of Roses during recent years, today's Roses might present a perplexing problem. They are different from the old-fashioned Hybrid Perpetuals in three ways: First—Instead of blooming once, or perhaps twice a season, the Hybrid Tea flowers every month until frost. As the different colors and varieties flower at different periods you are sure of a succession of blooms at all times. Second—The development of the Hybrid Tea has enabled us to secure many beautiful new shades and tints of coloring, including the variegated or multi-colored varieties which add so much interest to our gardens. Third—These great improvements in the beauty of the new Roses may at times tend to make the plant slightly less permanent. In other words, we must expect to make occasional replacements because the plants are like some perennials that occasionally weaken unless constant care is given them. On the other hand, we have many kinds, as typified by the great Radiance group, that apparently are oblivious to adversity. But give your Roses the loving care and attention they deserve and they will repay you abundantly in greater profusion of bloom, more luxuriant foliage, and longer life. Feed them, prune them, dust or spray them, mulch them, and in the end you will

get much more pleasure out of them. Further information about culture is included on later pages of this book.

Our zeal for the Hybrid Teas, however, must not be unbounded when the other important classes—Climbers, Hybrid Perpetuals or Remontants, and Polyanthas—have such very definite uses in all garden schemes. Consider the new race of Climbers, including the long-sought-for hardy and everblooming kinds like New Dawn and Blaze, with their gorgeous flowers and foliage to grace archways, trellises, pillars, fences, etc. Remember the old-fashioned June Roses, or Perpetuals—the crowning glory of the Rose-garden in June—whose size, fragrance, and showiness is still unmatched. And for borders, low hedges, edging purposes, or around sun-dials, where is there a plant that will produce the vivid and constant color effect the Polyanthas so willingly give us!

Years of research and experimenting, even before the popularity of the Hybrid Tea, together with thirty years of successful Rose-culture since that time, places us in possession of a vast amount of cultural information that others who follow can never hope to know. This is just one of the reasons why Peterson Roses have so persistently outdistanced other strains that have subsequently been introduced. It is a definite and established advantage that goes with Peterson Roses only. No one else can claim it, and the Peterson strain will always have this advantage gained by the Pioneer who first discovered and perfected an ideal. Competitors may imitate our claims; they may copy our style of catalog and advertising; they may offer inferior grades of plants at cut prices; they may package small plants in large, attractive boxes as a clever method of selling. But if you want maximum flowering value from genuine Rose plants, the original Peterson strain will be your safest investment. They are second to none—and you will find them constantly producing the finest blooms and taking prize after prize at flower shows and exhibitions.

And, lastly, Peterson Roses actually *cost less* when you count the cost of lost plants due to the selection of inferior plants at low prices.

And now may we wish you the best of success with your Rose-garden—plenty of blooms all summer long for outdoor and indoor decoration—plenty of sweet-scented beauties, sparkling on all sides. If you have been a regular Peterson customer you know our stock well enough to need no further inducement. If you have never purchased Peterson Roses before, we only ask that you try *some* and compare the results with others.

Probably the pleasant experiences, appearing on later pages, of just a few of our loyal patrons will be more convincing that our Roses are all and even more than we claim them to be.

AN INNOVATION

Before you proceed to examine our offerings, may we direct your attention to an innovation we have started this year which makes it easier to select your favorite Hybrid Teas. First we have grouped all the pink varieties together, purposely omitting enticing illustrations except one to indicate the general color, because we find that far too many illustrations of new and unproved varieties often cause people to purchase them when they may be useless in the general garden. Then we list yellow varieties, then red, etc., each variety being listed alphabetically in its color group. Every variety we list has been proved in our own fields and is completely guaranteed; plants absolutely true to name, individually and plainly labeled, is the first part of our guarantee. Variety descriptions and comments are accurate and reliable.

A Plant Guarantee

If you have been deterred in the past from buying Peterson Roses because we did not shout from the house-tops about an absolute guarantee, we entreat you not to be misled by statements of others in the Rose business. We have no doubt that there are a few reliable firms who make good this guarantee, but we know there are many others, just as there are many nursery salesmen, who use the guarantee slogan primarily as a sales producer. In the end it is worth no more than the integrity of the grower making the guarantee. It allows the indolent and indifferent planter to place the burden on those whose planting is made carefully and who are bound to enjoy success.

As a matter of fact, the House of Peterson has always been quietly and conservatively guaranteeing that its Roses will grow and flower in your gardens. However, we do not wish to attract in the beginning that class of buyers who are misled to believe and imagine that the plant guarantee is something mysterious and means everything before the initial purchase is made. Therefore we solicit your patronage with the firm understanding that you will be sent nothing but live, healthy plants, with the hope that you will give them attention according to directions which accompany every shipment. **After that, if certain plants fail to grow and bloom at their first flowering period, we agree to either replace such plants without charge or refund their full value.**

Because Rose plants are living organisms and breathe, eat, and in many other ways function just like human beings, they are also subject to ills and physical misfortune because of varying soil and climatic conditions beyond our control. That means they may need a little special care and attention from time to time, but if you love your Roses, they will amply repay you in proportion to the care you give them.



A typical pink Rose to show the general color effect produced by the varieties here described under "Pink" Roses

Hybrid Tea Roses

Everblooming

When the average person speaks of Roses today, he refers to the Hybrid Teas and Pernetianas which are here grouped for convenience under one heading. For the lack of a better descriptive word, we have come to call them Everblooming Roses. Anyone with experience in growing Roses knows that some of the varieties take a rest period between three or four main flowering periods, so perhaps the word recurrent would better fit their habit of bloom. Then, again, we have many that are constantly at work producing their marvelous blooms from early summer until late in autumn.

Their range of color is nothing short of phenomenal. Many of the old standard reds and pinks must yield to the excellent varieties introduced within the past ten years. They have given us those sparkling colors in salmon and orange down through the golden yellows and coppers to the very darkest maroon.

Plant them freely—three or four of a kind in groups close together—so that a constant dash of Rose-color and Rose-fragrance may be enjoyed even in the smallest garden. The habit of cutting your daily Rose is one worth while cultivating.

Prices of Hybrid Teas

NO. 1 GRADE

Each: 75 cts. (unless otherwise noted).

10-rate: 70 cts. each (order in lots of at least 3 of each variety wanted).

100-rate: 65 cts. each (order 25 plants or more in lots of at least 5 of each variety wanted).

EXTRA GRADE

Each: 90 cts. (unless otherwise noted).

10-rate: 80 cts. each (order in lots of at least 3 of each variety wanted).

100-rate: 75 cts. each (order 25 plants or more in lots of at least 5 of each variety wanted).

Peterson "Pink" Roses

There are probably more Pink Roses than any other color, and we find them almost uniformly good. At least we offer only those which we have found by years of experience and observation to be worthy of your consideration. For this reason we illustrate on the opposite page an average Pink Rose such as any of the following named varieties will produce. You can absolutely rely on each and every one—your choice being guided solely by your preference for light or dark shades, or those tinted with Salmon, Silver, or Golden hues, as explained in the descriptions.

BETTY. Very large, pointed, coppery pink bud opening to a semi-full flower of a beautiful pale pink. In autumn the buds are exquisite. Makes breaks at the base, noted for their strength and rapidity of growth, which are of a beautiful garnet-red lined with bright red thorns. One of our old pets that is doing better every year.

BETTY UPRICHARD. The flowers are semi-double, large, charmingly ruffled, and present an almost startling contrast in coloring. The outside of the petals is fiery copper-pink, and the inner surface is soft salmon. In the bud stage this contrast is extremely vivid, but the open flower shows little of it except when viewed from the back. The growth and blooming qualities of the plants are exceptionally good, and in every way this can be considered a very superior variety.

BRIARCLIFF. A very large, full, well-built flower with a rose-pink center and edges of petals silvery pink. Because of its fragrance, lasting qualities, and long, smooth stems, it is ideal for cutting. Habit of plant and foliage very good. This is a sport of the well-known Columbia.

COLUMBIA. The flower is very full, moderately large, and comes on nice, long, stiff, upright stems with very few thorns. It is a bright, lively pink, best in color, as most Roses are, in the autumn. It is best, too, generally at that season, since during the summer it does not always develop perfectly. In the matter of fragrance it is superlatively good, and, all in all, makes a splendid cut-flower.

EDITH NELLIE PERKINS. (Alex. Dickson & Sons, 1928.) A new Rose possessing so many good qualities is a pleasure for us to grow and recommend. First of all, the very long-pointed buds, borne on long, smooth stems, open to perfectly formed blooms of lasting qualities, making them ideal for cutting. Its willingness to bloom on a plant of neat, erect habit is so much in its favor. The color of the long-pointed bud is a rich orange-pink, becoming salmon-pink with a golden underglow when open. \$1.00 each, Extra Grade only; 6 for \$5.00.

IMPERIAL POTENTATE. This is an exceedingly large, full, rich, rose-pink flower which invariably opens perfectly and of good form. This comes to us from the Pacific Northwest where its advent was loudly heralded. It is bearing out with us the high reputation given it. Sweetly scented and very free flowering.

IMPRESS. (Alex. Dickson & Sons, 1929.) The large, ovoid bud is a cardinal-red, shaded orange; open flower very large and double, salmon-pink, suffused with a luminous golden sheen; extremely lasting and well built. The plant grows stocky and strong, not very tall, but branches and flowers with exceptional freedom. \$1.25 each, Extra Grade only; 6 for \$6.25.

JONKHEER J. L. MOCK. Large to very large, full flower; long, pointed bud on long, stout stem. Outside petals brilliant carmine-rose; inner side silvery, rosy white. Very erect, strong grower, with splendid stems for cutting. Wood almost thornless. The large size of its blooms, together with its two-colored petals, causes many to think it artificial when used as a cut-flower. Will sometimes "ball." Is usually at its best in autumn.

KILLARNEY QUEEN. This is a sport from the original Killarney, and is identical with that variety in form of flower, but the color is much deeper and richer than in the parent. The flower is also decidedly larger, and the plant is a much more vigorous grower than either Killarney or Killarney Brilliant. Of the many Killarney sports that have been produced, this easily holds first place.

LADY ALICE STANLEY. A Rose of more than ordinary vigor and size of flower. Outside of petals deep coral-rose; inside pale flesh. In this variety we have a most delightful sort; fragrant, and coming on good, stiff stems for cutting. McGredy's productions are of great merit and this variety is no exception.

LADY ASHTOWN. In number of blooms it stands above the average, and the quality of the flower is very close to the top. The buds are pointed and exquisitely formed. In color it is a medium shade of self-pink, i. e., one solid shade. Flower opens perfectly to a very full bloom and we can recommend it to the beginner as well as the experienced planter as a variety which will not disappoint.

LADY URSULA. In this variety we have what we believe to be the strongest-growing Rose of all the pure Hybrid Teas. The flower is of good form and size, full, and in color is flesh-pink, much like the famous climber Dr. W. Van Fleet. The plant not only grows vigorously and high, but is of bushy growth as well, producing its flowers very abundantly, especially in the fall when it is usually at its best. We would especially recommend a trial of this Rose to those who desire strong, high-growing varieties in the Hybrid Tea class which require no coddling.

LOS ANGELES. The flower is very large and full with bud of exquisite form, the general effect being a rich salmony pink with yellow at the base of the petals. Possessing, as it does, more or less Pernetiana blood, it has the tendency to lose its foliage during the summer, but by persistent dusting this trouble may be prevented. Always in great demand, in spite of the fact that it gives us trouble here in the East. Many of you may in your travels have noted how remarkably well it does on the Pacific Coast.

MME. BUTTERFLY. This is a sport from the well-known Ophelia and in growth, habit, and style of flower is identical with that variety. Mme. Butterfly has often been termed "a glorified Ophelia." There is more pink and life to the flower than is found in the one from which it sprang.

MISS CYNTHIA FORDE. Of all the clear, rich pinks, this is one of the very largest, best, and most striking. The flower is very full, the petals beautifully imbricated, and in the fall one often gets flowers from it almost as large as a peony. The growth is remarkably strong and upright, and apparently is a variety which can stand anything which Nature may send in the way of weather. It should certainly be in every collection, large and small.

MISS ROWENA THOM. (Howard & Smith, 1928.) The largest pink Hybrid Tea we know of, individual blooms frequently measuring 5 to 6 inches across. The color is a brilliant satiny pink, with the center shaded old-gold to orange-flame. Plant is exceptionally vigorous and free flowering, which qualities it has inherited from one of its parents, the ever-popular Radiance.

MRS. CHARLES BELL. This is the third of the Radiance Roses. In growth and form of bloom it is of the true Radiance type, but the color is very distinct. It is, in fact, one of the most delicate, refined, light salmon-pink shades found in Roses. We are glad to see such a good, strong variety taking its place alongside of Radiance and Red Radiance where it belongs.

MRS. HENRY BOWLES. Here we have a comparatively new pink variety which we are delighted to recommend highly. Every year we think more of it. Its splendidly shaped buds of a rich, deep, clear pink open to a very well-built and firm flower, the petals of which have much substance. A good, free bloomer, noticeably fragrant. The bush is very strong, vigorous, and shapely. In spite of our many pink Roses, Mrs. Henry Bowles has taken its place at the front.

MRS. HENRY MORSE. Upon first noting the great mass of bloom in the nursery-row, one would expect upon closer examination not to find such a particularly well-formed flower, but we assure you that in all stages of development, from the time the bud first appears until almost the last petal is ready to fall, it possesses an unusually beautiful form and color. The petals are colored somewhat similar to Radiance; i. e., the outside of the petal is more or less a deep rose and the inside a soft flesh-cream. The growth is exceptionally good and strong and bushy and all in all this variety stands close to the top among pink everblooming Roses.

OPHELIA. The growth is exceedingly good and habit fine and upright. The flowers are of splendid form, full, and yet not too densely packed with petals; as a result, practically every flower opens perfectly. The color is sometimes variable and not easy to popularly describe. In it we find salmon, flesh, pink and yellow, a combination which gives us a most refreshing tone. One of the most popular Hybrid Tea Roses.

RADIANCE. In this variety we have an exceptionally strong, upright, vigorous grower, bearing profusely a very large, globular-shaped flower of a nice even shade of pink. In the autumn this variety easily stands out because of its height and profusion of bloom from all other surrounding varieties. Splendid for both cutting and garden decoration and one of the most generally successful Hybrid Tea Roses the entire country over.

RAPTURE. This is a sport or variation of the well-known variety, Mme. Butterfly. The combination of colors in pink and buff-yellow is present but the tones of pink are noticeably deeper. Shape of the flower is exactly the same, but the habit of the plant is a trifle more vigorous than Mme. Butterfly. No doubt in time it will become even more popular.

WILLIAM R. SMITH. A pure-blooded Tea Rose of exceptional vigor and with wonderfully beautiful and absolutely disease-proof foliage. The flower is large, well formed, and very full; attractive both in bud and as an open flower. In color it is a blush, made up of white, pink, and a little yellow. At its best in the late summer and fall, when it is really superb. This variety will prove especially desirable to those who are troubled with black-spot and mildew, from both of which this variety is absolutely immune.

HOME STORAGE OF DORMANT ROSES

Experienced Rose-planters in northern latitudes where the winters are rather severe have been burying (completely heeling-in) their Roses over the winter instead of planting them immediately in the fall. The method is explained in detail in our Winter Circular which accompanies each fall shipment. Roses for home storage are shipped during November. In this way you have the pick of the crop from the advance fall digging to set out the following spring at your earliest planting-time.



A typical yellow Rose to show the general color effect produced by the varieties here described under "Yellow" Roses

Peterson "Yellow" Roses

In common with the tendency of all modern Hybrid Teas, our Yellow Roses are developed with highly interesting variations of Golden Yellow, Buttercup-Yellow, and Lemon-Yellow, with Coppery, Orange, and Apricot shadings and beautiful marbled effects. The descriptions accurately portray the flower so that you may readily make your selection from the following varieties:

DUCHESS OF WELLINGTON. Intense saffron-yellow, changing to coppery orange-yellow. Flower large to very large, moderately full. Long-pointed buds; good grower. Long one of the most popular of all yellow Roses. At its best in autumn.

ELDORADO. To begin with, the growth is strong and upright. The flower, one of the clearest of yellows, is very large and full, reminding one of that old-time famous Climbing Rose, *Maréchal Niel*. With us it is a very disease-resisting variety and has excellent foliage. And even though Eldorado is sometimes a little too large for the stem that carries it, causing it to nod a bit, we still prefer it to many of the newer pure yellows.

FEU JOSEPH LOOYMANS. A handsome golden yellow Rose especially attractive in its massive buds and splendid pointed flowers, giving us the longest and most distinctive bud of all our newer yellow varieties. The flower opens to an apricot-yellow. A splendid new Rose, with excellent plant habits, that we can recommend as one of our best yellows.

JOANNA HILL. (J. H. Hill Co., 1928.) A new American introduction that we rate very highly. Yellow flowers, similar in color to *Mrs. Aaron Ward*, but much larger and fuller, are borne on strong stems almost free of thorns. Good, healthy foliage on a plant of exceptional growth that is free branching, thereby producing an abundance of bloom. No. 1 Grade, 85 cts.; Extra Grade, \$1.00.

MME. BARDOU JOB. Handicapped, to begin with, with an unattractive name, this desirable yellow Rose has quite a little to live down. With us, year after year, it has proved a very desirable yellow, the color of which is a clear sulphur-yellow, fading to white at the edges of petals. Growth is moderately strong, spreading, and bushy. Always in bloom during the heat of August when some varieties especially are shy bloomers.

MRS. AARON WARD. Indian-yellow, variable in color, edging to white. Flowers medium in size, full, and of perfect cupped form, borne profusely and continuously on rigid, upright stems. Very good foliage. Growth moderately vigorous, but bushy. This is a Rose of unusual individuality and charm and of which we cannot speak too highly—a Rose to love. For table decoration or buttonhole it is simply incomparable. Blooms are often at the beginning of the season quite whitish but the color comes back in the later blooms.

MRS. ERSKINE PEMBROKE THOM. Our most desirable yellow garden Rose. The deep yellow buds, with carmine markings, open to semi-double, clear lemon-yellow flowers which never fade or open with "dirty" centers. This variety appeals to us because the bush is unusually strong, stocky, and robust. The foliage is very attractive and disease-resisting. Possessing all of these good qualities, it is rapidly becoming the leading yellow bedding Rose for American gardens. Rather a long name for a Rose with so many good points, so we might as well begin abbreviating it to *Mrs. E. P. Thom*.

MRS. PIERRE S. DU PONT. (Mallerin, 1930.) To satisfy the increasing demand for "good yellow" Roses, this new variety gets a hearty welcome to our collection. The medium size, pointed, reddish gold bud opens to a semi-double, golden yellow flower of excellent form with stem of average length; moderately fragrant and lasts well when cut. Especially appealing to us is the unusually neat, yet free-branching habit of growth which is inherited from one of its parents, the old reliable *Ophelia*. Beautiful and disease-resistant foliage adds greatly to the value of this new golden yellow Rose. No. 1 Grade, 85 cts.; Extra Grade, \$1.00.

REV. F. PAGE-ROBERTS. This is one of the richest, fullest, and most perfect yellow Roses yet produced. The bud is beautifully marked and marbled with carmine-red. The bloom is a very full one and of great substance, and comes on a stocky plant, well branching, but of moderate height. Surely it is a variety which the Rose connoisseur must have. Better when pruned severely.

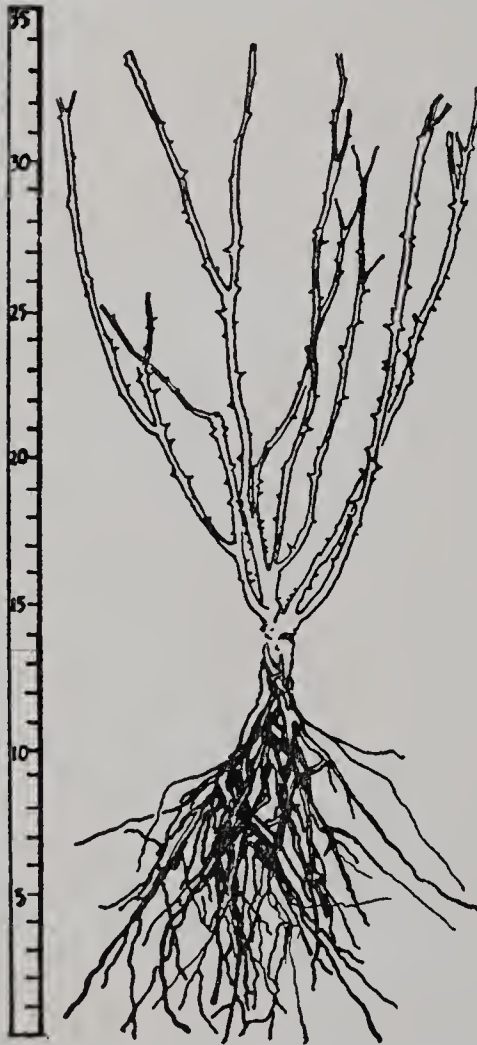
RICHARD E. WEST. Here is a yellow Rose, introduced by Dickson in 1924, that has almost been overlooked in the race to put new yellow varieties into commerce the past five years. We like it immensely and have worked up a good stock for this year. It is a clear and chaste cadmium-yellow; double, full, high-centered and very fragrant. The plant works hard and produces plenty of flowers and foliage at all times. Very hardy. No. 1 Grade, 85 cts.; Extra Grade, \$1.00.

ROSELANDIA. This variety may be best described as a yellow Ophelia. The buds and open flower are of the same size and shape as Ophelia and are of a rich saffron-yellow; noticeably fragrant. It resembles somewhat the Golden Ophelia but is far superior in habit of growth and foliage.

ROSLYN. (Towill, 1929.) Color of the long-pointed bud is deep orange; the large, full, semi-double flower is golden yellow; fragrant and lasting. The tones throughout are deeper than those found in Souv. de Claudius Pernet, one of its parents. Plant grows vigorously and blooms freely. We believe this Rose has a great future. Good stock of it is still scarce. \$1.50 each, Extra Grade only; 6 for \$7.50.

SOUV. DE CLAUDIUS PERNET. This has been one of the most popular yellow Roses ever introduced. In color it is one of the clearest and most lasting of yellows. Its chief fault is the tendency of many of the early crop of flowers to show a "dirty" center when fully opened. It improves in this respect as the season progresses so that the late summer and autumn flowers are indispensable; their form and color are superb. The growth of plant is very sturdy and upright, with glossy, healthy foliage.

VILLE DE PARIS. The long-pointed buds and open flowers are a true buttercup-yellow, quite vivid and non-fading, and the fragrance is good. The bush is tall and the flowers are borne on long, wiry stems, strong enough to support the flower nicely.



Dormant Hybrid Tea Rose Plant

The Stock We Send Out

Our Rose plants are all born and reared out-of-doors—have never even seen a greenhouse—and are, in consequence, very much more able to endure and thrive in garden culture than Roses reared in the tropical atmosphere under glass.

They are practically all grown and budded ("grafted") on the Japanese Polyantha Multiflora. This stock produces a wonderful root system, infuses vigor and hardiness into the cultivated variety budded on it, and, what is of more desired importance, it practically never throws up a wild sucker or growth from the root.

In late November the seed is sown in huge beds in the open ground and the seedlings begin to appear above ground in April. All that summer the beds must be carefully hand-weeded—a tedious operation—and in the late fall these one-year seedlings are dug.

In April following, these seedlings are planted in rows in the field, each size in a block by itself. The budding of these is done from June 20 to the end of August. The plant now stays out-of-doors all the following winter.

In March, and we are now entering the third year, the wild part of the plant is cut off within an inch of the ground. The dormant eye then pushes upward with all the accumulated strength of the two-year root. Thorough cultivation, dusting, and spraying are practiced throughout this summer to produce the most vigorous and healthy plant possible. From the foregoing it will readily be seen that it must cost something to care for a Rose during its three years of nursery life.

A PATH TO THE ROSE-BUYER'S FEET

Machias, Maine, September 9, 1931.

I have wanted to write you of the delight your Roses have given me and my neighbors this season. Moving from my old home to rather restricted grounds, I felt I must have my Roses at any cost. We moved 55 bushes and they never did so well. Have cut about 1200 long-stemmed, perfect-foliaged blooms. They are all your Roses, bought at different times over a long period of years.—MRS. E. B. CURTIS.

207 Church Rd., Ardmore, Pa., November 10, 1931.

In sending you another order for Roses, I want to repeat how delighted I have been with those I planted last fall. They have bloomed continuously, and the last were cut a week ago, just before our first heavy frost.

Later, under date of August 3, 1932: I cannot speak too highly of your wonderful Roses.—MRS. ROBERT W. JONES.

Pennsburg, Pa., June 20, 1932.

I want to tell you how pleased I am with the order of Roses I received from you this spring. I have lost only one Rose. The rest are doing fine. All have bloomed and are true to name. I feel that I have had remarkable success with your plants and you may rest assured that I shall place all future orders with you and encourage my friends to do the same.—JOHN E. SCHOLL.

204 Highland St., Syracuse, N. Y., October 29, 1931.

The Roses you sent me arrived in fine shape and certainly appeared to be wonderful stock.—MRS. BURTON MICHAEL.

5 W. Market St., Wilkes-Barre, Pa., May 23, 1932.

I want to express my appreciation of the superb quality of Roses sent in fulfillment of my order of May 12, 1932. They looked good on receipt and are behaving splendidly after planting. At no time since buying Roses have I received such perfect plants. You may look for further orders from me.—HERBERT E. ATKINS.

619 Westinghouse Bldg., Pittsburgh, Pa., November 12, 1931.

Roses arrived yesterday and were in fine shape, look even better than any I had ever got from you.

Later, under date of August 5, 1932: You have my permission to quote me in your catalog. I have been dealing off and on with your firm for the past twenty years with perfect satisfaction. Your Hybrid Perpetuals planted last fall all bloomed in abundance and are now making fine, sturdy growth for next year. As for your peony roots, there are none better. I am very strong for fall planting of Roses and peonies. I feel you gain at least a half year in growth.—DR. WILLIAM C. MEANOR.

Naval Proving Ground, Dahlgren, Va., March 30, 1931.

I desire to take this opportunity to inform you how very well pleased I am with the Roses I recently ordered from you. I have never seen finer plants, and they are far better than any I have ever received from other firms. I am sure they will do well; if not, it will certainly not be your fault. They are even better than the descriptions you give in your catalog.—L. L. HUNTER, LIEUT. COMDR., U. S. N.

The Pines, Auburn, N. Y., April 19, 1932.

The Roses arrived in fine condition, and I hope for a wonderful garden this summer.

Later, under date of August 4, 1932: Yes, your Roses have been wonderful all summer.—MRS. FREDERICK SEFTON.

Bridgeport, Conn., April 6, 1932.

The Rose bushes came yesterday afternoon in fine condition—splendid plants. I will patiently wait to see what happens.


Later, under date of August 6, 1932: I am very glad to have you quote anything I have said regarding your fine stock of plants and your prompt and excellent service. My new Rose-bed has been a joy. I had some fine blooms in June and did not lose a single bush, though set this spring. They are continuing to bloom and I am cutting some about every day.—MRS. PHILIP L. HOLZER.

Milo, Maine, April 28, 1932.

I am so enthused over your very good service and exceptionally good bushes that I feel that you should know how satisfied (yes, more than satisfied) I am. I have had Rose bushes from quite a number of nurseries but never before have had any that could compare with yours in size and quality. It will not be hard to guess where I will place my future Rose orders.—MRS. HAZEL G. MONROE.

Pewee Valley, Ky., June 2, 1932.

Last fall I ordered more than two dozen of your Roses. A friend superintended the planting for me, and said she had never seen finer plants. The warm winter caused them to sprout very early, and the late freeze cut back these sprouts, but in spite of the untoward conditions I lost only one. Now they have begun to bloom and I have never seen finer blossoms.—PEYTON H. HOGE.

A photograph of two red roses against a black background. One rose is in the foreground, fully open and facing the viewer, showing its intricate petal structure. The second rose is positioned above and to the right, partially open. A small white rectangular box with a black border is placed to the left of the upper rose, containing a caption. The roses are set against a solid black background, which makes their deep red color stand out. Some green leaves and stems are visible at the bottom and left edges of the frame.

A typical red Rose to show
the general color effect pro-
duced by the varieties here
described under "Red" Roses

Peterson "Red" Roses

While the pinks and yellows have their place and preference in every gardener's scheme of things, Red Roses probably have been the favorites of a larger number of enthusiasts. In our collection of Reds you will find many glowing shades of Red, Scarlet, and Crimson in pure, solid colors, and with interesting variations ranging from Cardinal-Red to deep Scarlet. We try to give an accurate description of each color and variety without over-emphasis, so that you can be sure of getting exactly the color-shade you want.

CHARLES K. DOUGLAS. A splendid, bright red garden Rose of rather informal shape quite large, and moderately fragrant. Good non-fading reds with anything like the vigor and floriferousness of this variety are still scarce. For the past few years we have been recommending it unreservedly, and our opinion of it has been strengthened by the many favorable comments on its satisfactory flowering habit. Because of its extreme hardiness and vigor, equal to the Radiance group, it has taken its place in the front rank of the better reds. In all-round summer-blooming qualities it surpasses Etoile de Hollande.

CHATEAU DE CLOS VOUGEOT. This old variety is considered our darkest red. The color shades from the richest glowing blood-red to almost black, with a velvet-like finish. Color is at its richest in September. Delightfully fragrant. Plant is only moderate grower; very low and spreading. No. 1 Grade, 85 cts.; Extra Grade, \$1.00.

CUBA. The very bright orange-scarlet bud opens to form a big, single, cup-shaped cardinal-red Rose. Very distinct and showy where vivid color is desired. Planted closely in groups, the unique color effect is different from that of any other Rose.

ETOILE DE FRANCE. Rich, glowing velvety crimson centering to vivid cerise; large and very full; most deliciously fragrant. Flowers come singly on long, strong stems, making it invaluable for cutting. One of the best and most popular of the everblooming reds.

ETOILE DE HOLLANDE. Considered at present the best and most popular red Hybrid Tea. Not only its deep, rich glowing color, but fragrance and the perfect form of bud and open flower have given this Rose its enviable position. Plant habit is free and branching, producing the finest flowers early and very late in the season. Very hardy.

FRANCIS SCOTT KEY. This is the largest of all the red Hybrid Tea Roses. It is also one of the fullest and most symmetrically formed. The growth, too, is very good, strong and upright. The flower is a rather peculiar and unusual shade of red. We know of no better way to popularly convey the shade of this than to term it a brick-red combined with royal-purple. It is also very rich in fragrance. In the summer it has a tendency to purple and "ball" but in fall it is a truly wonderful Rose.

GRUSS AN TEPLITZ. Velvety crimson, shading to scarlet center. An exceedingly strong grower, with beautiful, plum-colored foliage. Cup-shaped, moderately full flowers, usually coming in small clusters at the end of long stems. Very fragrant. A very free and continuous bloomer. Its absolute hardiness, beautiful foliage, and its very free and continuous blooming qualities, make this the greatest Rose for massing and hedging we possess. A Rose which the merest tyro cannot help succeeding with, growing where most Roses would fail. Because of its abnormally strong, bushy growth, we do not recommend that it be planted in beds with other Hybrid Teas. It will bloom best in moderately good to poor soil and it should not be pruned severely as most other Roses should be. It will make splendid single or group specimens and is one of the very best of all for ornamental hedge purposes where a strong growth of 4 to 6 feet high is desired.

HORTULANUS BUDDÉ. The plant with us is a good, bushy grower, more or less spreading, and produces a medium-large and medium-full flower of deep scarlet-red which is very glowing. Very liberal with its flowers, it makes an excellent bedding Rose where vivid color is wanted. Also good for cutting in the bud-stage. Its peculiar name should not be a hindrance to a more-deserved popularity.

IRISH HOPE. (S. McGredy & Son, 1927.) A rich rosy crimson, with the long-pointed bud opening to a very large, double, high-centered flower. Lasts long. One of the few good red Roses that are exceedingly fragrant. The plant grows easily, is vigorous, and very hardy. No. 1 Grade, 85 cts.; Extra Grade, \$1.00.

LAURENT CARLE. Carmine-crimson; very large to immense in size; moderately full. Strong grower; good, persistent bloomer and one of the most delightfully fragrant of all Roses. Its splendid buds come on long stems, making it ideal for cutting. Exceptionally hardy for a Hybrid Tea. An excellent red variety which we shall always be enthusiastic about.

NATIONAL FLOWER GUILD. (Mallerin, 1930.) Very large, scarlet-crimson, fragrant and lasting flower is borne singly on a long stem. The plant is very vigorous, exceptionally hardy, and blooms continuously; in this respect it nearly equals the Radiance group. Does not blue. The outstanding red Rose among very recent introductions. \$1.00 each, Extra Grade only; 6 for \$5.00.

OLYMPIAD. (Pernet-Ducher, 1931.) This is the last creation of the renowned French hybridizer. Its difficult colors to describe are termed by the introducers a lustrous dark Oriental scarlet, its depth and warmth accentuated by a bright golden base; the highly pointed bud is fiery orange-scarlet. The pronounced velvety sheen adds to its attractiveness. The color holds remarkably well in our fields even during the hot spells of July and August. Aside from its unique coloring, the form is superb in every stage of development. Grows strong and blooms freely. Originally named Mme. Raymond Gaujard, the American introducers very appropriately changed its name to Olympiad in commemoration of the Olympic Games held in Los Angeles, 1932. \$1.50 each, Extra Grade only; 6 for \$7.50.

RED RADIANCE. This is a sport from the famous Radiance but, as its name implies, is red in color but not of a deep shade. It has all the characteristics of its parent, Radiance, in the way of growth, blooming qualities, and form of flower, and is now as well known as its pink relative.

The Sizes We Offer: No. 1 Grade and Extra Grade

Mainly for the benefit of new and prospective customers it may be necessary to explain the difference between the Peterson No. 1 Grade and the Extra Grade plants. First of all, the quality and age of both sizes we offer is the same. There is no substitute for quality as we grow it into Roses, although so much of the cheap, gaudy, present-day buying appeal would lead the uninitiated to so believe. Our No. 1 Grade is what the good nurseryman sells as his best and largest size plants; our Extra Grade, being specially grown on the largest seedling root-stocks, and therefore carrying the greatest number of heavy canes and branches, will produce a larger crop of Roses the first year, and thereby give the effect of an older and established Rose-garden. These Extra Grade plants are to be recommended where the cost can be borne, although the average garden is started with the No. 1 Grade.

We consider this a very important subject so let us explain a little further. If nature, with man's assistance, produced all Rose plants of the same size and vigor, then it would not be necessary to differentiate as we do. We begin with the seedlings which are graded into three different sizes when replanted from the seed-beds. Most of you have bought nursery stock in the past and know that the size and shape of trees under the same cultural conditions will vary considerably, and hence a proportionate charge is made for

this difference. Or take, for example, apples, oranges, all kinds of vegetables, milk, eggs, meat, where the buyer pays and gets value received according to the size or grade, which, of course, is primarily an indication of the care and skill exercised in the growing and handling of these products. Knowing all this, it has always been a puzzle to us just why it is that practically all of our friendly competitors continue to represent all Rose bushes in the same grade and size. Of course, their method is much easier and eliminates a lot of detail work in specialized growing, as well as in the booking and filling of orders. Anyone in the Rose business knows that our best wholesale firms offer three different grades priced accordingly, thereby admitting considerable difference in the plants as they are dug from different fields.

May we emphasize the fact that our small plants are never sold through regular retail channels.

It is pretty well known that our specialized business has not earned its enviable reputation in the Rose world by clever advertising. It has been our ability to produce and send out the plants of **more** than average size. In other words, experienced Rose-buyers come to us year after year **demanding** a larger and better plant than they are able to obtain anywhere else. This is the penalty of leadership, in Rose-growing at least, and so we are duty bound to jealously guard this reputation.

DO WE MAKE GOOD?

12741 Washburn Ave., Detroit, Mich., October 24, 1931.

Rose bushes sent under your order 5374 (your Offer C) arrived today and are now safely planted. I was indeed pleased with the sturdiness of the canes and root systems of these Extra Grade plants and anticipate splendid results next spring and summer. Your care in packing for shipment deserves special mention.—EDWARD C. BARRON.

363 Adams St., Milton, Mass., November 1, 1931.

I wish to tell you how enthusiastic Mrs. Thayer of Worcester is about the Roses you sent her at my suggestion.—MRS. F. O. HOUGHTON.

710 S. Main St., Sharon, Mass., April 23, 1932.

The plants are fine, with strong canes and roots, and arrived in excellent condition.—MRS. R. L. TURNER.

142 High St., Middletown, Conn., April 21, 1932.

The Roses arrived and I planted them today, being careful to follow your most valued instructions. I feel sure they will prove a success, as they arrived in such fine condition and were fine plants.—MRS. FRANK S. SELLECK.

770 Bellevue Ave., Hammonton, N. J., March 31, 1932.

I am anticipating some wonderful flowers, which I feel sure will bloom on those lovely strong bushes received in such perfect condition.

Later, under date of August 7, 1932: *Yes, indeed, you may quote anything from my letters. I hope what I said did justice to your plants.*—MRS. RAYMOND L. BUCK.

150 Altadena Drive, Pittsburgh (16), Pa., April 15, 1932.

I wish to acknowledge receipt of the Roses in fine condition. We are very pleased with them and expect good results.—MRS. J. M. FROELICH.

331 Fay Ave., Elizabeth, N. J., October 30, 1931.

The Roses came yesterday, and they certainly are all you claim for them. One hundred per cent plus. I am looking forward to a large crop of blooms next June.—MRS. MYLES MCMANUS.

1322 Schlager St., Scranton, Pa., June 21, 1932.

The dozen or so Roses you sent me last fall are all coming along fine. They have all bloomed, and bloomed well.—R. W. WEBB.

Box 64, Portsmouth, N. H., October 4, 1931.

I shall want some more of your Roses, for I have seen no other plants that come up to them.—J. L. BROWNELL.

535 N. Laramie, Chicago, Ill., April 11, 1932.

Shipment of Roses arrived O.K. today. Wonderful-looking stock.—N. LIND.

108 N. Center St., Franklin, Ohio, September 25, 1931.

I have had my first season with Roses. I am more than pleased with it, as the Roses have bloomed the entire season. As I have said before, I had from other firms some of the same named varieties that I got from you, such as Hoover, Talisman, Ophelia, etc., but your Roses did better than any of the others.—W. E. O'CONNELL.

Sunnyhill, Lisle, N. Y., October 28, 1931.

The shipment of Roses arrived in splendid condition and I am delighted with them.

Later, under date of August 4, 1932: *Yes, indeed. The Roses are a constant pleasure and blooming profusely.*—S. GUTHRIE WHITNEY.

9513 Emerson Ave., Overland, Mo., November 10, 1931.

I want to take this opportunity to thank you for the way you handled my order, although very small. We were more than pleased with the Roses; they were in the ground just one week from the time I mailed the order.—B. J. MCCLOUD.

1006 S. Locust, Champaign, Ill., May 9, 1932.

I just want to tell you how pleased I am with the Roses I ordered from your firm last fall. All of them are budded to bloom and I am very proud of them.—MRS. CHAS. HOSLER.

118 Paul Ave., Syracuse, N. Y., May 11, 1932.

I want to thank you for sending me the splendid Rose bushes you did and the extra ones were a happy surprise. But then I've always heard around Syracuse, and found it to be a fact, that Peterson's was the place to get your Rose bushes.—R. J. JOHNSON.



A typical multi-colored Rose to show the blending of several colors as in the varieties described under "Multi-colored" Roses

Peterson's Collection of the Best Multi-colored Varieties

And so we come to the much-wanted multi-colored varieties. These Roses are hybrids of the same type as the preceding varieties, but their colors are a combination of Yellow, Coppery Scarlet, Cerise, Orange, and Flame shades, and tints harmoniously combined into the most brilliant of garden jewels. Here, again, we have tried to curb our natural enthusiasm so as to give you absolute accuracy of color description that will produce the color harmonies you want in your garden. Read the descriptions carefully and you cannot go wrong.

AUTUMN. (L. B. Coddington, 1928.) The burnt-orange buds open to a medium-sized golden yellow flower, streaked with red. In this new variety we get a combination of colors never before produced in Roses. Its buds are not very large, but the color—burnt-orange— attracts at once. The open flower is very double, cupped, and colored golden yellow with streaks of red. Plant grows easily, neat, upright, and blooms freely. \$1.00 each, Extra Grade only; 6 for \$5.00.

CHARLES P. KILHAM. (Beckwith, 1927.) Very large, finely shaped, brilliant Oriental red-orange, suffused glowing scarlet. A very unique and outstanding color among the newer Roses. Habit of plant is good—vigorous and bushy. No. 1 Grade, 85 cts.; Extra Grade, \$1.00

ETOILE DE FEU. A moderately large, full flower of a striking shade of orange-pink, somewhat similar to the old Louise Catherine Breslau. Foliage glossy and quite disease-resisting; the plant spreading and bushy. Very distinct among the new flame-colored Roses.

LADY PIRRIE. Here we have an unusually rich and attractive bud described by the introducer as "deep coppery reddish salmon; inside of petal apricot-yellow, flushed fawn and copper." This is a really lovely variety, coming on nice, long, upright stems, and set off with distinct and beautiful foliage. Exquisite for cutting in bud stage.

MME. EDOUARD HERRIOT. This Rose is also known as the "Daily Mail." It is one of the very first Roses to bloom outdoors, and the first crop is a profuse one. The color is coral-red, shaded with yellow and bright rosy scarlet, with yellow at the base. It is one of the first Pernetiana varieties that gave us a distinct color-break away from the common shades of pinks and reds. Still a good garden variety if carefully dusted or sprayed.

MARGARET MCGREDY. Here we have not only a comparatively new Rose but one of the few good novelties that gives us a distinct break in color. This color is difficult to describe: red, rose and flame on the upper side of the petals, the under surface suffused with gold—a wonderful contrast; perhaps orange-vermilion, or better, coppery red, would best describe it. Growth is very vigorous and foliage dark olive-green, quite free from mildew and black-spot; bush well shaped, requiring little pruning. The ovoid buds and double, cupped blooms are of good substance and depth of petals, and are produced on stiff stems, medium in length. Very free and prolific bloomer and extremely hardy most anywhere in the United States. For massing in beds where unusual color effect is wanted, there is nothing to surpass it.

PADRE. Unique flame color—a coppery scarlet, flushed with yellow at the base of the petals. Growth, while not stout, is tall and upright and of sufficient strength to maintain that position throughout the season. The buds come on long to very long stems and make a most attractive cut-flower while in that stage. The flower itself, on opening, is moderately large though not so full. A very desirable bedding Rose when planted close for vivid color effect.

PRESIDENT HERBERT HOOVER. (L. B. Coddington, 1930.) The best American introduction of recent years. We have found the plant perfectly hardy and free-flowering, possessing all the qualities of a most valuable garden variety. First introduced as a distinct greenhouse Rose, it has now been found still better adapted to outdoor culture. The color combination is unique—a blending of cerise, orange, and gold. The long-pointed, exquisitely colored buds are borne singly on very long stems, giving us a Rose that one never imagines could be grown outdoors. No. 1 Grade, 85 cts.; Extra Grade, \$1.00.

TALISMAN. (Montgomery Co., 1927.) It is safe to say that this recent American introduction has been more widely planted in a short space of time than any other Rose introduced within the past five years. The color is a brilliant orange-yellow, with many of the petals marked with coppery shades. In both color and form, the flower is totally different and distinct from anything yet produced in Roses. In certain localities the early summer flowers may fade out fast or be imperfectly formed but in a short time the plant is growing vigorously again and immediately "goes to work" to produce a gorgeous crop of flowers from August right up until late frosts. Plant grows easily and is very hardy with just ordinary winter protection. Like many other varieties, Talisman is best when cut in tight bud and allowed to open indoors.

WILHELM KORDES. Buds are very pointed and long, of deep golden salmon. When open the flower takes on an entirely different color, petals being marked with shades of reddish copper. Some days no two flowers on even the same plant will look alike. Bush is not very tall but very vigorous. A comparatively new Rose that the fancier immediately wants when the striking and novel colors are first seen.

WILLIAM F. DREER. This variety, coming to us from the same hands which gave us Los Angeles, is almost a counterpart of that famous variety, except in color. In it will be found more yellow and less pink than in Los Angeles, the colors blending into an exquisite, delicate tone of yellow-flesh-pink. We are always attracted by the outstanding qualities of refinement and color in this variety that are lacking in many of the newer ones. Give this plant partial shade and regular dusting and it will develop its perfectly formed flowers.

A Selected Group of New Varieties

In addition to the new and noteworthy introductions here regularly catalogued, we have growing and are testing many others, among which the following are outstanding in plant performance and new color combinations. Having studied them not only here, but when visiting most of the famous Rose-gardens throughout the East during the past summer, we feel reasonably sure their acquisition to a good Rose list will be necessary.

We offer the following in limited quantities of fine Extra Grade plants for autumn and spring delivery. Six plants sold for the price of five of any one variety.

	Extra Grade
Dotty. (E. Towill, 1931.) Bronzy yellow.....	\$1.75
Golden Dawn. (P. Grant, 1929.) Bright yellow, buds tinged carmine.....	1.50
Mrs. Sam McGredy. (S. McGredy & Son, 1929.) Scarlet-copper-orange.....	2.00
Rosella Sweet. (Pernet-Ducher, 1930.) Very deep golden yellow, flushed salmon.....	1.50
Schwabenland. (Pfitzer, 1928.) Rich rose-pink. Unique petal arrangement.....	1.50
Souv. d'Alexandre Bernaix. (P. Bernaix, 1926.) Crimson-vermilion-red.....	1.50
Vanguard. (Stevens, 1931.) A Hybrid Rugosa. Foliage a shining olive-green. Large orange-salmon flowers. A new and most attractive specimen shrub.....	1.50

We can supply other miscellaneous Roses for special purposes which are not here catalogued because of the light demand for them. Write us your needs for quotations.

Prices of Hybrid Teas

NO. 1 GRADE	EXTRA GRADE
Each: 75 cts. (unless otherwise noted).	Each: 90 cts. (unless otherwise noted).
10-rate: 70 cts. each (order in lots of at least 3 of each variety wanted).	10-rate: 80 cts. each (order in lots of at least 3 of each variety wanted).
100-rate: 65 cts. each (order 25 plants or more in lots of at least 5 of each variety wanted).	100-rate: 75 cts. each (order 25 plants or more in lots of at least 5 of each variety wanted).



A typical white Rose to show the general color effect produced by the varieties here described under "White" Roses.

Peterson "White" Roses

EDEL. The bloom opens a creamy ivory-white, fading to pure white, is large, very full, symmetrically formed, camellia-like in appearance, and takes its place as one of the best all-round white Hybrid Tea Roses yet produced. Flowers best during dry seasons.

GRANGE COLOMBE. Large to very large and full flower of good form; creamy white, shaded yellow. Growth strong, and plant of good, erect habit. Also an old favorite of ours because it invariably produces a strong plant and many flowers throughout the season. Perhaps its name has checked its popularity, but we shall continue to grow it nevertheless. Even though an "old-timer," it is frequently a prize-winner at flower shows.

KAISERIN AUGUSTE VIKTORIA. Creamy white, faintly tinged with lemon; large and full. An exquisite flower, possessing much style and a distinct magnolia-like fragrance. Fine, glossy foliage. A royal Rose, exceedingly chaste and very popular, but unfortunately, it is lacking in that vigor of growth which is desirable in a variety for the average planter. Old as it is from a Hybrid Tea standpoint, no white of later introduction can compare with it for quality of bloom.

MME. JULES BOUCHE. Very full, pearly white, camellia-like flower, tinged with blush. Growth exceedingly bushy and strong, and a prolific bloomer. This variety is at its best in autumn and if then disbudded, the remaining flowers will be large and often faultless. Has a good record in "coming through" the past few years. Classed by some critics as the best white Hybrid Tea. Invariably stands out in our rows as a strong and free-flowering bush.

MISS WILLMOTT. This is one of the best white or nearly white Hybrid Tea Roses. It is especially prolific in the hottest weather, preserving the same pearly whiteness and dainty cream and pink flushes that it has in the early spring. The blooms are exceptionally well formed. This Rose is distinct from Ellen Willmott.



ETOILE DE HOLLANDE



TALISMAN



MRS. HENRY BOWLES



RADIANCE



MRS. E. P. THOM



RED RADIANCE



PRES. HERBERT HOOVER



MARGARET MCGREDY



JOANNA HILL

*Illustrations on this page are included in collections
on the following pages*

Peterson Special Collections

For those desiring the most Roses for their money without a sacrifice of quality

These are made up from our best stock of the current year and are especially recommended to anyone desiring a small collection but who, perhaps, is unacquainted with the merits of the different varieties. It is an excellent way to get a start in choosing one's favorites which may later be ordered in separate varieties.

OFFER A. Special Hybrid Tea Collection 15 Everblooming Varieties

Here is a money-saving Collection of Peterson Roses for the 1932-33 season, which includes the best of the new and standard varieties that will thrive over the widest range of climatic conditions. Furthermore, this list includes the heaviest plants from the strongest-growing varieties of the current season. All summer long they will produce dozens of perfect flowers in that interesting and unusual range of color that will surprise those who perhaps have not yet experienced the thrill of growing and cutting plenty of good Roses.

	No. 1 Grade	Extra Grade
Charles K. Douglas. Brilliant scarlet	\$0.75	\$0.90
Etoile de Hollande. The best rich, glowing red75	.90
Grange Colombe. Creamy white; perfect form75	.90
Joanna Hill. Lemon- and Indian-yellow85	1.00
Miss Cynthia Forde. Very large; brilliant pink75	.90
Miss Willmott. Pearly white, tinged pink75	.90
Mme. Butterfly. Pink, shaded gold75	.90
Margaret McGredy. Orange-scarlet, suffused gold and vermilion75	.90
Mrs. E. P. Thom. A pure, deep, lemon-yellow75	.90
Mrs. Henry Bowles. The clearest dark pink75	.90
Mrs. Henry Morse. Two-toned, pink and silvery pink75	.90
President Herbert Hoover. A combination of cerise-pink, orange, and scarlet85	1.00
Radiance. The most satisfactory pink Rose75	.90
Red Radiance. Worthy red mate of its parent75	.90
Talisman. Orange-red buds, opening to coppery yellow75	.90
	\$11.45	\$13.70
The Collection of 15 plants	\$9.00	\$10.75

The space required to plant this set may be found in nearly every garden of modest size. A bed 10 feet by 3 feet will accommodate them very nicely; plant 15 to 16 inches apart in a double row, the rows about 9 inches from the edge of the bed. See that the bed is not raised but preferably a few inches lower than the surrounding surface.

OFFER A-3

Three plants of each variety in Offer A. There is no better and less expensive way to enjoy an ideal Rose-garden than by planting quantities of the superb varieties offered at such a reasonable price.

The Collection, 45 plants, 15 varieties, Extra Grade only, for **\$30.00**

Please note that the special low prices for our Collections brings the price per plant down to an average of 60 to 70 cts.

OFFER B. Collection of Yellow Roses**9 Everblooming Varieties**

So many inquiries have been received in the past for a select list of yellow varieties that we have made up this collection of nine varieties at a reduced price to satisfy this demand. The list includes the best present-day assortment in varying shades of yellow, orange, gold, and bronze.

	No. 1 Grade	Extra Grade
Duchess of Wellington	\$0.75	\$0.90
Eldorado75	.90
Feu Joseph Looymans75	.90
Mrs. E. P. Thom75	.90
Rev. F. Page-Roberts75	.90
Richard E. West85	1.00
Souv. de Claudius Pernet75	.90
Talisman75	.90
Ville de Paris75	.90
	<hr/>	<hr/>
	\$6.85	\$8.20
The Collection of 9 plants for	\$5.25	\$6.50

OFFER C. Eight Very Vigorous Hybrid Teas

Here we have assembled eight varieties of different colors which we consider the strongest and most vigorous of all Hybrid Teas. All of them attain an average height of 8 to 10 inches more than the average Hybrid Tea, and will, therefore, look very well when planted in the same bed. They are exceptionally hardy, very free flowering, and easy to grow. This offer proved very popular last year.

	No. 1 Grade	Extra Grade
Betty Uprichard. Two-tone copper and pink	\$0.75	\$0.90
Gruss an Teplitz. Strongest rich crimson75	.90
Lady Ursula. Pink75	.90
Mme. Jules Bouche. Finest pearly white75	.90
Miss Rowena Thom. Very large; pink, golden center75	.90
Mrs. Charles Bell. The delicately colored salmon-pink Radiance75	.90
Radiance. Pink75	.90
Red Radiance. Red75	.90
	<hr/>	<hr/>
	\$6.00	\$7.20
The Collection of 8 plants for	\$4.80	\$5.75

OFFER D. Eight Good Pinks {Everblooming}

Varying shades of light, dark, and salmon-pink.

	No. 1 Grade	Extra Grade
Betty	\$0.75	\$0.90
Columbia75	.90
Imperial Potentate75	.90
Killarney Queen75	.90
Lady Alice Stanley75	.90
Lady Ashtown75	.90
Rapture75	.90
Wilhelm Kordes75	.90
	<hr/>	<hr/>
	\$6.00	\$7.20
 The Collection of 8 plants for	 \$4.80	 \$5.75

OFFER E. Eight Good Reds {Everblooming}

Varying shades of brilliant coppery scarlet, crimson, red, down to the darkest maroon.

	No. 1 Grade	Extra Grade
Charles K. Douglas	\$0.75	\$0.90
Chateau de Clos Vougeot85	1.00
Etoile de France75	.90
Etoile de Hollande75	.90
Hortulanus Budde75	.90
Irish Hope85	1.00
Laurent Carle75	.90
Padre75	.90
	<hr/>	<hr/>
	\$6.20	\$7.40
 The Collection of 8 plants for	 \$4.90	 \$6.00

Quantity Rates

Applying to all varieties catalogued at these prices

	10	100
Varieties priced at 75 cts. each are	\$7.00	\$65.00
Varieties priced at 85 cts. each are	7.50	70.00
Varieties priced at 90 cts. each are	8.00	75.00
Varieties priced at \$1.00 each are	9.00	80.00

Varieties priced above \$1.00 are sold at the each rate except where noted that 6 plants are sold for the price of 5.

To obtain the 10 rate, order 10 or more Roses in lots of 3 or more of same variety. To obtain the 100 rate, order 25 or more Roses in lots of 5 or more of same variety.

Kindly note our Quantity Rates are very liberal, bringing the prices of Peterson Highest Quality Roses down to a new low level.

Hybrid Perpetual Roses

Of recent years, during the rapid development of the Hybrid Tea class of Roses, there has apparently been a tendency to neglect, to a certain extent, the Hybrid Perpetuals, or, as they are also known, Hybrid Remontants. It is quite true that most of the Hybrid Perpetuals do not give us much, and some varieties do not bloom here in the North after their June flowering, but this class of Roses has so many points of merit as to make it, in our estimation, absolutely indispensable to anyone who can plant, say, more than a dozen Roses. In the first place, the Hybrid Perpetuals do not begin to require the care which should be given to the Hybrid Teas in order to have them at their best. Little or no winter protection, as a rule, is necessary except where the winters are of exceptional severity. Then, too, Roses in this class are, almost without exception, of strong, vigorous growth, making bushes from 3 to 6 feet or more in height if desired. The flowers are mostly large to extremely large in size and as a class are much more fragrant than the Hybrid Teas. During their main blooming season, which in this latitude occurs in June, they yield to the plant many more flowers than the Hybrid Teas do.

Take it all in all, this class of Roses will continue to prove the crowning glory of the Rose garden in June.

Even though most of the varieties we offer have been introduced years ago, we find, with few exceptions, that none of our newer Hybrid Perpetuals can begin to compare in form, color, and fragrance with the list which follows.

PRICES: No. 1 Grade, 75 cts. each; \$7.00 for 10. Extra Grade, 90 cts. each; \$8.00 for 10

BARONESS ROTHSCHILD. Light pink, large, and very symmetrical. Fine, cupped form; weak in fragrance. Foliage fine and in great profusion right up to flower. Faultless in bush, form, and color of flower, this variety is deservedly popular. Very hardy.

CAPT. HAYWARD. Light scarlet-crimson, full, perfectly formed flower of delightful fragrance. In addition to its other good qualities, this variety is the freest autumn bloomer of any red in its class.

CLIO. Flesh color, deepening in center; large, fine, globular form; very free bloomer. An exceedingly strong grower, with fine, large foliage, setting off a flower as beautiful as it is distinct. Wood closely set with thorns. Buds should be thinned, and near blooming-time kept dry when using hose.

FRAU KARL DRUSCHKI, syns., White American Beauty and Snow Queen. This is the queen of all white Roses both in size and purity. The buds, however, are often tinged with pink, but this color appears only on the outside of the outer petals, and the flower opens to a pure snow-white. The buds are of beautiful formation, and the immense, open flowers well filled with petals. The growth is exceedingly vigorous, and the plant is a most prolific bloomer in June and early July (in this latitude). Scattering flowers often appear in the fall as well, although individual plants may not again bloom the same season after the main crop is off. Its main season of bloom is, however, extended over a longer period than that of most Hybrid Perpetuals.

GEORG ARENDS. This variety, known also as "The Pink Druschki," is one of the most fragrant Roses in cultivation. The flower is very large and full and in color is a soft, light pink. It has good, light green foliage and produces a very pleasing and delicate effect as a cut-flower arranged with Frau Karl Druschki.

GEORGE DICKSON. The most wonderfully rich, dark red Rose in existence, described by the introducers as "velvety black scarlet-crimson with brilliant reflex tips, with heavy and uniquely pure crimson-maroon veinings on the reverse." The flower is very full and beautifully formed; richly perfumed.

HENRY NEVARD. A new and greatly improved scarlet-crimson Hybrid Perpetual, possessing the same continuous blooming qualities found in most of our Hybrid Teas. Prune hard in spring, and by natural summer pruning when cutting the flowers with very long stems, you will find this variety everblooming. But it is a true Hybrid Perpetual with all the vigor and hardiness of this class.

J. B. CLARK. It is an immense, full, red Rose, similar in color to the well-known Général Jacqueminot. Its fragrant flowers come on very long, strong stems, making it ideal for cutting. The growth of the plant is unusually strong, rugged, and thorny; in fact, even among the Hybrid Perpetuals it will be difficult to find as strong a grower. Canes from 7 to 8 feet high of one season's growth are quite common. The foliage is also of exceptional size, and a beautiful bronzy green while young. Very hardy. Prune moderately.

MME. ALBERT BARBIER. A new color variation in the Hybrid Perpetual class, being one of the very few varieties which combine healthy growth with yellow flowers. It is a hybrid between Frau Karl Druschki and the Hybrid Tea Rose, Mrs. Aaron Ward. The bud is a clear fawn-yellow, opening to a cupped flower of a lighter yellow, tinted pink. The plant is remarkably dense and robust, but not as tall-growing as many of our Perpetuals, and is a free bloomer, producing a succession of attractive blooms practically all summer long. May be planted in the same bed with strong-growing Hybrid Teas.

MRS. JOHN LAING. Soft pink; large, perfect flower, with petals of good substance, and of a most delicious fragrance. Produces its blooms on long, stiff stems of almost thornless wood, with large, beautiful, light green foliage right up to the flower. Very hardy. Possesses, in our opinion, more points of merit than any other Hybrid Perpetual Rose for general planting. Fine as it is for garden effect, it is unequalled for cutting purposes. Plant a bed of it—a hundred if you can afford it—and you will be cutting Roses until heavy frosts. Practically an everblooming Hybrid Perpetual.

PAUL NEYRON. Deep rose; flowers very large (the largest of any yet in cultivation) and full; a good, free bloomer. Strong, upright grower, with large, tough foliage; wood quite smooth. After the main blooming season is over in June this variety will send up, during summer and fall, occasional stout 3- and 4-foot shoots bearing blooms which, in point of size and fragrance and in beauty of foliage, equal the best "American Beauties" which the skilled florist can produce. Its immense size and strong growth make it exceedingly valuable to mass with Frau Karl Druschki. "The noblest Roman of them all."

ULRICH BRUNNER. Brilliant light cherry-red; of immense size (a seedling of Paul Neyron), fine form, fragrant; flowers of great substance and lasting qualities. Wood and foliage very strong and disease-resisting. Wood light, glossy green and almost thornless. A very popular Rose.

COLLECTION of 12 varieties here listed (OFFER F), Extra Grade only, for \$9.00 (regular price, \$10.80)

Potted Roses for May and June Planting

Peterson Potted Roses are mature, field-grown plants that have been put into 6-inch pots and carried over the winter in deep coldframes. They are then specially handled for late spring and early summer planting, so there are none finer to fill in vacancies in your garden. They will be growing and may even be in bud when you receive them, but may still be planted with absolute safety. Orders received too late in the spring season for planting dormant stock will be filled with potted plants sent by express in water-proof paper pots.

Customers driving to the nursery to take plants with them, will find a good supply available during all daylight hours in May and June. Many will be in bud, some in bloom, so the selection of varieties is made easy.

As the season advances, certain varieties we offer may become sold out. However, when requested or given permission to assist you with the selection, you will always receive more than full value. Prices will be the same as for dormant stock.



Peterson's Climbing Roses

There are many uses for Climbing Roses that many of us have not yet realized. Aside from the gorgeous effect produced in May and June, the foliage of all of the Climbers we now offer is far more attractive than many vines we have seen. And they need very little attention, not even much pruning, except to keep them within bounds.

Trained as pillars on the most humble poles for supports, on fences, over archways and trellises, against walls, are but a few ways a small investment in Climbing Roses gives such great returns.

The selection we here offer, augmented by the two new everblooming varieties, will give six weeks season of bloom; New Dawn and Blaze, and even Scorcher, keep blooming right on through until frost. As a matter of fact, Mary Wallace, if well watered, pruned, and fertilized, recurs with us.

After each description we have noted the comparative blooming periods as early, mid-season, and late. Also the comparative and ultimate growth is designated by moderate, vigorous, and very vigorous.

**PRICES: No. 1 Grade, 75 cts. each, unless otherwise noted.
Extra Grade, 90 cts. each, unless otherwise noted**

ALBERTINE. A comparatively new Climber of very distinct color. The vermilion buds, borne in clusters, open to large, double flowers with the outer petals a deep salmon-pink and inner ones a distinct chamois-yellow. Absolutely different from Jacotte, with which it is frequently compared. Good, vigorous growth; beautiful foliage; hardy. Late midseason; vigorous.

AMERICAN PILLAR. A very strong-growing and hardy Climber. Its foliage is large, glossy, most attractive, and generally healthy. It produces large, single flowers of rich, deep pink (almost red), with white center, coming in tremendously large clusters. Late; very vigorous.

BLAZE. (Jackson & Perkins, 1932.) This is the new, hardy, everblooming scarlet Climber offered this year for the first time. The color is identical with the familiar Paul's Scarlet Climber, but the flowers are recurrent throughout the summer and fall seasons. Fills a long-felt need for a continuous-blooming red Climber and destined to become very popular as soon as the stock becomes more plentiful. \$2.00, Extra Grade only.

BREEZE HILL. One of the last productions of Dr. W. Van Fleet, and recently introduced by the American Rose Society. The flowers are very full and flat, borne in clusters, and the general color-effect is a light pink and pale yellow, with tints of rose and apricot shadings on a white background; perhaps the color of fresh peach ice cream would best describe the interesting blending of colors in this fine new Climber. We have found it very hardy and a very vigorous grower; allow for this wherever it is planted. Midseason.

CHAPLIN'S PINK CLIMBER. (Chaplin Bros., 1928.) A striking new variety in Climbers originating from a cross between Paul's Scarlet Climber and American Pillar. Shape and size of the individual flower are the same as Paul's Scarlet, but the color is a rich, lively pink. Flowers borne in immense trusses. The plant is of strong growth and found to be perfectly hardy. Early to late; moderate.

CHRISTINE WRIGHT. This is a most charming, moderately full Climbing Rose of a delightful wild rose-pink color. The flowers are very large for this type of Climber and are borne in profusion. Should be more largely planted. Very early; very vigorous.

DR. HUEY. A moderately large, semi-full flower of the deepest crimson-maroon with blackish luster, resembling in color the Hybrid Tea, Chateau de Clos Vougeot. It is unquestionably the darkest of the Climbing Roses. The plant is vigorous and the blooms are borne in great profusion. Midseason and late; vigorous.

DR. W. VAN FLEET. This variety, like Silver Moon, gives us some of the largest flowers yet produced in the Wichuraiana Hybrids. The individual flowers, coming 3 inches or so in diameter, are produced in masses of bloom, characteristic of this class of Climbers. The color is a delightful shade of delicate flesh-pink, the flowers being borne on quite long stems, making it a very good variety for cutting, as well as garden decoration. Very vigorous, strong grower, with beautiful, bronze-green, glossy foliage. Midseason; very vigorous.

EMILY GRAY. One of our finest yellow Climbers whose large flowers are borne in clusters and do not fade when open. Vigorous in growth, but is not perfectly hardy in northern climates and therefore should be laid down and protected yearly. Old or well-established plants in latitude of New York City, especially in protected and favorable exposures, are usually hardy. The holly-like foliage is most attractive. Midseason; vigorous.

GARDENIA. This is one of the best hardy yellow Climbers. It is an exceedingly strong grower, with the beautiful, glossy green foliage characteristic of the Wichuraianas. Especially attractive in bud. Early; very vigorous.

JACOTTE. Unique among Hardy Climbers in its vivid orange-yellow flowers which are freely produced early in the season. The foliage is remarkable for its angularity and glossiness, and would make a handsome plant if it never threw a flower. This gem among Climbers is not difficult to get established provided you start with extra-heavy plants such as we have worked up a good stock of for this year. Early to midseason; moderate.

MME. GREGOIRE STAECHELIN. (Pedro Dot, 1927.) A new, hardy, vigorous Climber brought to this country a few years ago from Spain. The long, pointed buds are at first crimson, striped carmine, opening into a large, semi-double, cup-shaped flower of a lovely pale carmine-pink color. It is a distinct novelty in Climbers, being a cross between Frau Karl Druschki and Chateau de Clos Vougeot. Despite its rather awkward name, this Rose has become extremely popular on its merits alone. Fragrance very pleasing. Very early; very vigorous. No. 1 Grade, 85 cts.; Extra Grade, \$1.00.

MARY WALLACE. Raised by the late Dr. W. Van Fleet and introduced by the American Rose Society, 1924. This, from the hands which gave us both Dr. W. Van Fleet and Silver Moon, has become equally famous with those varieties. The flower is a large, semi-full one, cupped in form, showing a golden center. The color is pink and one of the most entrancing shades of that color. It is a good, healthy grower, sending up many strong canes yearly from the base and can be grown as either a climbing or a strong Pillar, more or less self-supporting. We like this variety more and more each year and warmly recommend it to the planter who has a place for a Rose of this character. Midseason; very vigorous.

NEW DAWN. (Somerset Rose Nursery, 1930.) This is the new everblooming Dr. W. Van Fleet. It is identical in color—blush-pink—but continues to flower freely during the entire growing season. Being a natural variation or sport of the famous Dr. W. Van Fleet, it grows with the same vigor and is equally as hardy. Continuous; vigorous. No. 1 Grade, \$1.50; Extra Grade, \$1.75.

PAUL'S SCARLET CLIMBER. Both the foliage and flower are large for a Climbing Rose; in fact, this variety makes quite an attractive cut-flower. Its chief distinction is its wonderful glowing scarlet color which immediately catches the eye and evokes admiration from the beholder. It will cover any trellis or veranda of reasonable size. Early and midseason; moderate.

PRIMROSE. (Barbier, 1929.) New yellow Climber found to be hardy even in pretty severe climates. The open flower is a full, double, bright primrose-yellow, fading to canary-yellow. Its rich green, glossy, disease-resistant foliage is very attractive. Midseason; vigorous.

SCORCHER. (Alister Clark, 1931.) An Australian introduction that we are exceedingly well pleased with after growing it for the past two years. It has been found to be perfectly hardy. Its ability to produce several crops of flowers throughout the summer and autumn seasons makes it a decidedly worth-while acquisition. This is probably a forerunner of many Australian Hybrids that will eventually displace some of the Wichuraiana Hybrids much in the same manner the Wichuraianas have taken the place of the old-fashioned Ramblers. The

very large, semi-double flowers are a brilliant vermilion color, not heretofore produced in Climbing Roses; flowers are larger and even more vivid in color than Paul's Scarlet Climber. Early and recurrent; vigorous. No. 1 Grade, \$1.00; Extra Grade, \$1.25.

SILVER MOON. A single Rose of enormous size, pure white, with a center of golden stamens. It is borne against a background of the most beautiful, glossy, bronzy green foliage to be found in Roses. The growth is unusually luxuriant, making canes from 10 to 20 feet in a season. Allow for this wherever it is to be planted. Midseason and late; very vigorous.

OFFER G

Special collection of 5 new and distinct Climbers, all different colors.

Breeze Hill.....	\$0 90
Jacotte.....	90
Mme. Grégoire Stæchelin.....	1 00
Primrose.....	90
Scorcher.....	1 25
	<u>\$4 95</u>
The Set, Extra Grade plants only, for.....	\$3 85

Polyantha or "Baby" Roses

For constant bloom and bright color in the garden, Polyanthas should be more widely planted. As permanent bedding plants in masses they are unsurpassed and less expensive than annuals, such as geraniums. The low-growing varieties may be used for edging along paths and walks, or as a foreground to tall Roses and shrubs. All of the varieties we offer are very hardy and truly everblooming, the many small flowers being borne in clusters throughout the summer.

The select list of varieties here offered includes the complete range of color in the Polyantha race.

Prices of Polyanthas: 75 cts. each; \$7.00 for 10, in any combination of varieties. Extra Grade only

CHATILLON ROSE. Vivid light rose-pink. Always in flower. Height, 12 to 15 inches.

ELSE POULSEN. Bright rose-pink, semi-double. Unsurpassed for constant color accent in the garden. A Polyantha in habit of bloom only; single flowers, 2 inches across, borne on plants 2½ to 3 feet tall.

GLORIA MUNDI. Brilliant orange-scarlet. New and distinct. Height, 12 to 15 inches.

GOLDEN SALMON. Attractive reddish orange colored trusses, non-fading. Height, 12 to 15 inches.

GRUSS AN AACHEN. The individual flowers resemble Hybrid Teas in size and form; buds orange-pink, opening to blush-pink. Very free flowering. Height, 15 to 18 inches.

IDEAL. The finest dark red. Height, 12 to 15 inches.

KATHARINA ZEIMET. Best white. Dwarf; valuable for edging. Height, 10 to 12 inches.

KIRSTEN POULSEN. Bright scarlet; otherwise same plant and flower habits as Else Poulsen. Fine for hedges. Height, 2½ to 3 feet.

TRIOMPHE ORLEANAIS. Finest brilliant crimson Polyantha. Height, 1½ to 2 feet.

Information for the Prospective Buyer and Planter

Planting Suggestions

It is always a pleasure to assist with the selection of varieties whenever a Rose-garden is being planned. An excellent idea is to send us a rough diagram showing the proposed dimensions of the beds, or else the space you have available, and we can then prepare a planting-list with a pencil plan or sketch that we feel sure will give you a very harmonious arrangement of plants, both as to size, color, and spacing. This assistance we are pleased to give to private home planters as well as to landscape architects.

The small Rose-garden, consisting of a dozen or two of Roses, is very easily planned, but even in such cases we believe that the mistake is too often made of planting too many different varieties in the same bed. For the beginner, however, and one who wants to learn about Roses, the different varieties offered in our valuable collections will furnish you with an idea of just which will be your favorites and which ones will do best in your certain locality. Certainly, if we found that some varieties did much better than others, those are the ones we would order in quantity when our next purchase is made.

After all, the great majority of Rose-lovers are in search of varieties that will give them an abundance of flowers. What does it matter whether these were first introduced in 1910 or 1930, so long as the color is clear and defined, the form of bud and flower is good, and a strong stem is produced on a vigorous plant? Even in some of our finest municipal Rose-gardens or in the notable private gardens, the varieties giving the best account of themselves, and which really form the backbone of the gardens, are the very ones you will find here described.

A bit of constructive criticism relative to larger gardens would lead us to say that where the expense can be borne, the spacing of Hybrid Teas should be considerably closer, so that the general garden effect will not be that of a well-hoed piece of soil, but a luxurious mass of plants and foliage from which the exquisite Rose arises. In other words, Roses look better and do much better when planted closely in groups of at least three to five of each variety selected. It is also a mistake to have the beds raised and mounded, when, as a matter of fact, the surface of the Rose-bed might well be several inches lower than the surrounding

walks, thereby not only conserving all rain and watering, but adding so much to the general appearance of the garden.

Planting Seasons for Dormant Roses

Autumn planting of our hardy, field-grown Roses has proved to be a decided success throughout the Middle and South Atlantic states, or sections in those latitudes. More and more Roses are being planted every year during October, November, and December in these sections. The advanced amateur and professional rosarians fully realize the many advantages autumn planting offers. The pleasant, brisk weather when soils are nice and mellow; a complete stock of all varieties; plants already set to go right ahead in spring, having become firmly established over the winter—these are a few advantages. The fall planting theory is sound and has therefore become good practice.

Despite the evident advantages of autumn planting, spring is still the more popular planting season, not only for Roses but for general nursery plants as well. Roses should be planted as soon as the ground is workable after the frost has completely gone. Late spring surface frosts very seldom do harm to Roses, but, on the other hand, delay in ordering and planting may not only be the cause of losses, but the plants do not become sufficiently established to begin blooming in June with the vigor and freedom we have a right to expect.

When very late planting is necessary in May and June, plants that have been potted in late winter and are gradually brought into leaf and bud are recommended. Refer to page 27.

Perhaps it is well to explain that all Roses shipped during the autumn season are packed right after they are dug fresh from the field. Those shipped in spring have all been harvested in November and December and winter-rested in huge buildings where they will remain dormant until late spring. We predict the time is soon coming when there will be more Roses planted in fall than spring. In saying this we refer to first-quality nursery-grown Roses, and not to the discarded greenhouse bench Roses and inferior package plants in evidence everywhere in an age when quality has been temporarily forgotten.

The Culture of the Rose

Roses are easy to grow, provided you begin with the right kind of plants, as we have explained in other parts of this booklet. Such few cultural directions as are necessary are fully explained on these pages, and if these directions are followed, even the novice will experience no difficulty in producing satisfactory flowers. In addition to this, planting instructions and information on the care of newly planted Roses accompany each order. Your inquiries for advice on special Rose problems are welcome and receive prompt personal attention.

LOCATION OF SITE. This, the first step, is important. The Rose-garden must not be situated directly under the branches of trees, but away from all trees and large deciduous shrubs as their roots usually extend much farther than their branches. Lately we are inclined to qualify this statement just a bit and say that in some cases, especially with some of the weaker growing varieties, partial shade during the hot summer months at least is desirable. We have recently noted some varieties doing exceptionally well in partial shade, provided the situation is such that there will be plenty of air circulation. So that in general, an "open" situation, yet sheltered if possible from high winds, but where the plants will get enough air and sunshine will give you the ideal location. While a southeastern exposure is probably the ideal one in which the garden will reach its fullest development, still the flowers will retain their dewy morning freshness longer (and it is in the early morning that the Rose is at its best) if the beds are placed where the morning sun is slow in reaching.

Do not plant close to the foundation wall of a building, as the ground does not get the benefit of average rains and, as summer advances, the heat there will be too great.

When one resides in a city or town, the choice of location for a Rose-bed or garden is often quite limited, yet despite this handicap there are many thousands of Rose culturists so situated who are very successful.

SOIL. The ideal soil is what may be termed a clay loam. This is of an adhesive nature, but should be sufficiently porous to permit the ready drainage of surplus water and in this respect a sandy loam will oftentimes produce nearly as fine Roses as a clay loam. Any good garden soil which will produce good vegetables will, with proper fertilization, yield very fine

Roses. A too-heavy soil may be improved by working into it a little coarse sand and vice versa.

PREPARATION OF BEDS. Although good Roses can now be grown from our field-born plants in any good garden soil without special preparation, where the *best* attainable results are desired the beds should be "trenched" to a depth of 15 to 18 inches, i. e., the soil should be removed to that depth, well broken up, and mixed with rotted animal manure, using about one part manure to three parts of soil. This mixture, when returned to bed, should be trodden down until desired grade is reached, or, if the bed is prepared well in advance of planting, left for heavy rains to settle.

In a low situation, or where the water does not gradually disappear after a rain, drainage may be necessary. This may be effected by removing another section of soil, about 8 inches, and filling in with stones, broken bricks, or other similar substances, the smaller pieces on top, and the whole given a coating of gravel or ashes to prevent the soil washing through. It is only when you are forced to plant in a low and poorly drained location that we recommend such drainage methods.

While we do not wish to belittle the idea that preparation of the soil is very important, yet we are beginning to believe that subsequent treatment after planting is almost as important as the soil we start with. Many beginners are worried lest their soil is not exactly of the proper physical and chemical make-up, thinking their Rose problems are solved once and for all if the soil is ideally adapted either naturally or by painstaking methods of preparation. In other words, we believe that by judicious methods of feeding, cultivating, spraying or dusting, watering, cutting and pruning, that on only an average soil just as good results may be obtained as where all of your time is given over to preparation and thereafter the Roses are expected to help themselves along.

MANURES AND FERTILIZERS. This, while not a very pleasant topic or article to handle, is nevertheless a most important one. Partially rotted animal manure is the most desirable; cow-manure is generally preferred by rosarians as it can be used most liberally without danger of burning and is most useful in holding moisture in the soil. Fresh horse-manure is very heating and should not be

used while in this condition except as a winter mulch and even then should not be applied heavily at once, several light applications a few days apart being better.

Hog, sheep, and chicken manures are also very useful; to the latter should always be added a small amount of acid phosphate. Whatever manure is used, it is essential that it should be thoroughly broken and mixed with the soil and if this is done in a thorough manner, quite fresh manure may be used.

Where manure cannot be obtained—and we realize only too well it is becoming scarcer and more difficult to obtain every year both in the city and country because of truck and automobile rapidly replacing the horse—ground bone is probably the best substitute to supply food. This may be obtained in several degrees of fineness. Our own practice is to mix fine bone-meal, medium ground bone-meal, and coarse crushed bone. In this way we obtain both immediate and lasting results. This may be used separately or to supplement animal manures. After the beds are well dug, scatter the bone on the surface until the ground is about covered; then, with the use of a spading fork, it can be thoroughly mixed with the soil.

A high-grade commercial fertilizer will also supply the necessary plant-food, but, of course, will not assist very much in giving a soil the ideal physical conditions that either manure or rotted sods will. We do not recommend the application of commercial fertilizer at time of planting, whether the planting be done in the fall or in the spring. It may be used the following June or July after fall planting and after the Roses are pretty well established and have bloomed freely for the first time. A moderate handful to a plant will be sufficient but it should be well watered and hoed in thoroughly immediately upon application. For reasons under "Summer Pruning," we advise against any fertilizing later than the latter part of August.

Commercial fertilizer may also be applied in the form of food tablets. The PlanTabbs Corporation, of Baltimore, Md., manufactures a tablet under the trade name of Fulton's PlanTabbs which has a rather high potash content and makes, therefore, a desirable plant-food for Roses. By dissolving three or four PlanTabbs in a gallon of water, one is able to apply fertilizer very easily. PlanTabbs may be bought at any reliable seed store.

Do not be afraid to use commercial fertilizers and dried concentrated manures; sooner or later we shall have to depend more upon them. Of course, exercise a bit of judgment in

their use, as surely those with the true "plant instinct" always do. Do not be tempted to use a fertilizer high in nitrogen content which will give you quick but not lasting results.

We recommend the use of Unleached Hardwood Ashes as a good fertilizer high in potash and one to sweeten the soil. A mixture of one-half bone and one-half ashes, a generous handful applied and worked about each plant approximately three times during the growing season, is good and safe to use. Please remember it is the potash content in fertilizer that will be mainly responsible not only for the deeper tones of the colors of your flowers, but will also ripen the canes of the bushes so that they may become harder and tougher to withstand even severe winters.

Air-slaked lime is good to apply from time to time, especially on an old bed where the soil may be a bit acid, but remember the action of lime is merely to release plant-foods already present in soils and make them more readily available for plant consumption, but in itself is not a fertilizer. Never mix lime and bone-meal (as we recommend ashes and bone above) nor apply to beds at the same time.

Liquid cow-manure, applied either before or after rains, or accompanied by a soaking of the bed with the hose before its application, is still the best all-round feeding for Roses. Its use is sometimes a bit messy and not always convenient. A bag of cow-manure steeped in a barrel of water may be applied liberally any time from June on through August. The new product called Driconure, which is a concentrated dried cow-manure plus peat moss, may be easily steeped in water and applied in liquid form. See that the solution of either fresh cow-manure or dried manure is about the color of a strong cup of tea. A gallon to an established plant every three or four weeks for the first four months of the active growing season is not too much.

Planting

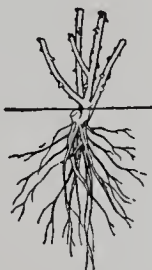
DISTANCE APART. Hybrid Teas require about 14 to 18 inches apart; the distance will often depend on the habit of the variety if a massed planting is to be made. In other words, the stronger-growing varieties will have to be spaced a little farther apart than the moderate growers. In general, for Hybrid Teas especially, we recommend close planting. Hybrid Perpetuals should be planted about 2 to 3 feet apart, the distance being governed by the space at one's disposal and the length of time the planting will probably remain undisturbed. Climbing Roses on a fence or

trellis may well be spaced about 7 to 8 feet apart in a straight row. Polyanthas, no matter for what purpose they are to be used, should be planted 15 to 18 inches apart.

ON UNPACKING. If the atmosphere is dry, the plants should be placed in a tub or bucket of water of sufficient depth to cover the entire root system. The degree of care given while planting should be governed by the character of the weather and length of time that will be consumed in planting.

Never expose the roots to sunlight or air. From the minute they are unpacked until they are planted, keep them moist and covered.

HOW DEEP. If the plant has been budded low (as all of our Roses now are), it should be set so that junction of top with root-stock is just nicely covered, certainly not more than one inch. It is most desirable as an aid to setting the plants at the proper depth that the prepared soil in bed or border be raked nice and level before the planting is begun and that but one hole at a time be dug. Dig this about 15 inches in diameter and varying in depth according to character of the particular root to be set, say about 10 inches on the average. The hole must not be as deep as the length of the roots or the latter will all go together as the soil is filled in. Spread the roots out in all directions at the bottom of the hole and fill in slowly, shaking plant gently meanwhile.



Tread the ground firmly over the roots with feet as each plant is set. *This is most important.*

WATERING. Whether plants are set in the fall or spring, it is always advisable to water thoroughly at time of planting. Do this watering when the hole is two-thirds filled with soil and after tamping with feet is thoroughly done. The ground will be firm, but fill the hole with water and allow it to drain before completely filling the hole with the remainder of the soil.

The last part of the planting job, after watering and pruning are finished, is to mound up a small cone of soil completely in and around the branches. This is to prevent evaporation through the bush and gives the roots a chance to become established first. In autumn-planting, this soil-mound is left there as winter protection and to keep the tops dormant until spring, when it is then removed. For spring-planting, the soil is left hilled up for about two weeks or until you note the eyes swelling and the leaves just beginning to break forth.

Pruning

Just before digging Roses in the fall we cut the bush plants back to about 1 foot in height. This is a nice height for handling in both shipping and planting. No further pruning until early spring will be necessary. Climbing Roses we cut back to 2 feet.

SPRING PRUNING. Both the Hybrid Tea plants that have been set out the previous autumn and the older plants will need pruning in March or April after all snow has melted and before active growth begins. Even if the wood is live to the ends, which is not likely where the winters are severe, the canes should be pruned back rather severely. A general rule is to cut the weakest canes the shortest, and where these are numerous, some of the smallest ones may be cut out entirely. The stoutest canes should be cut back to about 6 inches and the weaker ones to 3 inches, but this depends somewhat on the individual habit and vigor of the variety. Cutting away about two-thirds of the previous season's growth is a safe rule to follow in pruning the main strong canes. The severer the pruning, the larger the flowers to follow. A moderate pruning will yield more flowers of less size. When in doubt, prune hard because rarely if ever is a Rose bush injured by severe pruning. On the other hand, lack of proper pruning is responsible for many Rose-failures.

Both old and new Hybrid Perpetuals may well be cut back to a foot of the surface if large, typical flowers are to be expected. It is true that where Perpetuals are allowed to grow tall, say 4 to 5 feet, they will continue to flower. But if they are pruned severely once in a while, and the plant is thus rejuvenated, the size of the flowers is greatly increased, and, furthermore, there will be recurrent blooms during the summer, if the flowers in June are cut with long stems. We feel that one of the reasons that the popularity of the Hybrid Perpetual has waned is because the erroneous impression has gone around that they do not need pruning; consequently, the plant becomes straggly, blooms mediocre and unattractive. Therefore, our recommendation is to make better use of the pruning-shears on this highly desirable type of Rose.

Climbing Roses—and here we refer to the Wichurianas and the new Australian climbers that produce their large flowers singly or in clusters on long stems—need very little pruning the first few years, except to see that the old flower-stems, provided they have not been used for cut-flowers, are cut back to

within one or two eyes from the main branch. It must be remembered that this class flowers only on wood of the previous season's growth. On most varieties even the old, hard canes, provided they are healthy, will produce a bountiful crop of flowers year after year. At any time, preferably during early summer after blooming, some of the old canes may be removed entirely if the plant is becoming too large or growing out of bounds. In other words, prune them for shape and symmetry and train them wherever and whichever way you want them to be, either on trellises, pillars, fences, pergolas, arches, etc. Greater profusion of bloom results when the new canes are bent or trained in different directions instead of being allowed to grow straight up.

The old rambler type, as, for example, Dorothy Perkins and Crimson Rambler, which we no longer offer because of their extreme susceptibility to mildew, and whose small, double flowers are borne in clusters, must be pruned every year so that the old wood is removed because the blooms are mainly produced on the new strong shoots that come annually from the base.

In pruning Polyanthas, simply remove the faded flowers during the summer and prune lightly in spring.

SUMMER PRUNING. At the end of the first or main blooming season, which in this latitude comes in late June, a medium pruning will result in a more bounteous crop of bloom later on. Where the flowers were not cut with a liberal stem, the latter may now mostly be cut back two-thirds or so of their length. Do not, however, cut all growths back nor prune severely as advised in the spring. So severe a pruning will disturb the balance between top and root and will seriously check the growth.

We do not advise later summer pruning nor fertilizing since both will have a tendency to promote late growths which will not have time to ripen or harden for the winter.

AUTUMN PRUNING. The question has been asked us many times how or what to do about pruning before hilling up with soil for winter protection. Very little, if any, is necessary except to remove some of the tall branches on varieties like Radiancé, Lady Ursula, etc. This may be done roughly and is mainly recommended to prevent unnecessary evaporation when so much of the plant is exposed to strong winds and sun.

Cultivating and Watering

Most everyone knows that it is important

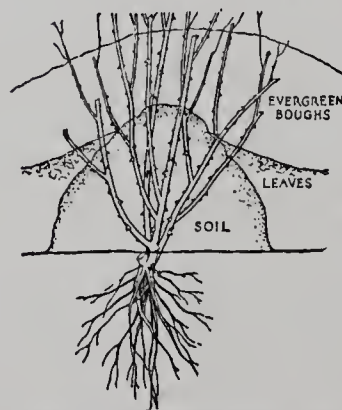
to keep the soil in a Rose bed loose and aerated. A summer mulch of peat moss, grass-clippings, or other clean litter is always beneficial. We like to see the peat moss hoed and worked into the upper soil-layer. Roses do not need to be hoed or cultivated deeply so long as the job is done regularly and thoroughly.

Never allow Rose-beds to become dry throughout the entire growing season from early spring until late fall. We know of many instances where Roses are suffering, especially during July and August, from lack of water. In many cases the gardener imagines his problem is one of feeding, whereas all that is necessary is a thorough soaking. The theory that Rose-gardens must be especially well drained has been carried to the extreme in this country. It is different in the Pacific Northwest and in foreign countries, particularly England, where climate and atmosphere are continually moist. Therefore, our recommendation is always to water, and water plenty, during prolonged dry spells.

Disbudding

It is a characteristic habit of some varieties like Ophelia to produce several side buds surrounding the main central flower-bud. If good individual Roses on long stems are wanted, then remove these small buds by pinching them out with the thumbnail and forefinger when they are first appearing.

Winter Protection



Mound up about a foot of soil around the stalks of Hybrid Teas and Hybrid Perpetuals in latitudes where winters are moderate to severe. Where Hybrid Teas are planted closely (as they should be), it may be necessary to bring in a few wheelbarrows of soil from outside the beds, so the roots will not be exposed when soil from the bed is hilled up. Do this from November on, depending on latitude, and fill in the valleys thus made with old manure, leaves, or litter of some kind after the soil is frozen a few inches. (See diagram.) In spring, when the frost is leaving the ground, remove this protection *gradually*.

Diseases and Insects

BLACK-SPOT. There are two main general diseases to which the Rose is subject; viz., Black-Spot and Mildew. The former, as its name indicates, appears as a black or brownish spot on the foliage. It rarely puts in an appearance until about the close of the first blooming season in June. It always appears first on the lowest foliage and works upward. As a result, this disease will often practically defoliate the bush. It will not kill the latter but will check the growth and bloom for the season and so weakens the plant that it may die back over winter.

MILDEW. This is shown in a grayish, crinkled appearance of the foliage. Like black-spot, it is of a fungous nature, the spores fastening themselves on the bottom of the leaf and spreading rapidly unless checked. It is most likely to occur where the air-circulation is defective or confined and particularly after cold nights following warm days.

Treatment of Both. The two diseases may be prevented by the use of the Massey Dust, a preparation consisting of nine parts of a very finely prepared sulphur (not flowers of sulphur) and one part lead arsenate. This is now manufactured with the addition of a green coloring matter to make it inconspicuous on the foliage, to increase its fungicidal value, and is sold as Pomo-Green. This year, for the first time, nicotine sulphate (for aphid) has been added, so the perfected product is also offered and sold as Pomo-Green with Nicotine, which may be used as a dust or spray. We still recommend the use of Pomo-Green without Nicotine where aphid are not usually a problem, or, if they should be serious, one thorough spraying with either Black-Leaf 40 or one of the new Pyrethrum sprays will overcome them when attacking. Your greatest success with Roses depends so much on keeping the foliage clean and healthy.

We have used the Massey Dust, now offered as Pomo-Green, on our extensive Rose-plantings for the past seven years. During this time we also experimented with many other commercial fungicides but none have prevented Black-Spot and Mildew so positively and easily as Pomo-Green, used as a dust. We can therefore recommend it highly and are pleased to offer it as a direct service to our Rose patrons. Prices follow:

5 lbs. Pomo-Green with Nicotine. For Black-Spot, Mildew, Leaf-eating Insects, and Aphid.....	\$3 00
1 Improved Dust-Gun.....	1 50
Special Offer of the combination for.....	\$3 90
5 lbs. Pomo-Green without Nicotine. For Black-Spot, Mildew, and Leaf-eating Insects. (Used where Aphid are not always a garden problem.).....	\$1 75
1 Improved Dust-Gun.....	1 50
Special Offer of the combination for.....	\$2 85



Special Prices on Larger Quantities

Full instructions for both the dusting and spraying methods are shown on every package.

Sent Express collect. Not mailable because of poison content.

Pomo-Green with Nicotine is not for Roses alone, but for the entire garden.

When to apply dust or spray. Best applied in early morning or late in the evening when the air is quiet. Since prevention rather than cure should be the spirit of complete control of Black-Spot, it is essential that you start dusting or spraying as soon as the plants are in active growth—when the leaves are fully opened and the new shoots appear.

It is advisable to dust or spray before rains, if possible, or at least so that the material is on the plants during and after rainy spells, especially during July and August. Otherwise apply about every ten days. Remember, the spores of Black-Spot, just like tiny seeds, germinate easily in the presence of moisture. During long, dry spells Black-Spot and Mildew may not be bothersome, but it is then that Red Spider, Thrips, etc., attack foliage, and so it is important that Pomo-Green continue to be used for their control.



This One-Quart Duster is ideal in size and capacity for the suburban gardener. It is as suitable for those who may have one hundred Roses as those who have only a half dozen. A real penetrating dust-cloud is developed without effort. It is equipped with two 12-inch extension tubes, one straight nozzle, and one special curved nozzle for dusting the under sides of the plants. The plunger is equipped with a sponge-rubber gasket, assuring compression and ease of operation.

SLUGS. The arsenate of lead in the Pomo-Green mixture will keep the foliage free of slugs or green "worms" of various kinds which ordinarily feed thereon.

APHIS OR GREEN FLY. A sluggish, often wingless, little sucking insect, which sometimes gathers in countless numbers on the tips of the new growths. Tobacco in some form will quickly dispose of them if used before they are too numerous, when it may require persistent efforts to dislodge them. Either Black-Leaf 40 or one of the new Pyrethrum sprays is effective in killing aphis, as well as the nicotine sulphate in the one form of Pomo-Green.

ROSE-BUG OR CHAFER. A familiar insect whose appearance is, fortunately, limited to about three weeks in early summer. In some localities, quite troublesome; in others, rarely so. A very stupid insect, usually found feeding on the petals of white or light-colored Roses, and when touched or jarred will, especially in the early morning, readily fall into a vessel containing a little kerosene. They can be poisoned; but as they do not appear until the flowers are open, the latter will be spoiled by an application sufficiently strong to produce the desired effect.

Various so-called remedies are annually advertised, but we have yet to find one that does not either disfigure the flowers or vilely scent them.

Dormant Spraying. Late in the fall and again early in the spring, before growth begins, all dead leaves should be gathered and destroyed. At that time a thorough spraying of the dormant plants and soil with Lime-Sulphur or Bordeaux Mixture will help to give a clean bill of health at the start. This mixture may be purchased at seed-stores in concentrated form.

The reader should not allow the foregoing to discourage him, as with a well-prepared soil, strong, vigorous plants to start with, and a little watchfulness to nip in the bud any attack of insect or disease, he will have little to fear. It is the indifferent, indolent grower, and the planter of greenhouse-grown Roses that have been raised among tropical conditions, whose plants suffer severely.

INDEX

Hybrid Tea Roses		Page			Page	Climbing Roses	
Autumn.....	Page	19	Killarney Queen.....	8	Rev. F. Page-Roberts...11	Albertine.....	Page
Betty.....	7		Lady Alice Stanley.....	8	Richard E. West.....12	American Pillar.....	29
Betty Uprichard.....	7		Lady Ashtown.....	8	Roselandia.....12	Blaze.....	29
Briarcliff.....	7		Lady Pirrie.....	19	Rosella Sweet.....23	Breeze Hill.....	29
Charles K. Douglas.....	15		Lady Ursula.....	8	Roslyn.....12	Chaplin's Pink Climber..29	
Charles P. Kilham.....	19		Laurent Carle.....	16	Schwabenland.....23	Christine Wright.....	29
Chateau deClosVougeot..15			Los Angeles.....	8	Souv. d'Alexandre Ber-	Dr. Huey.....	29
Columbia.....	8		Margaret McGredy.....	19	naix.....23	Dr. W. Van Fleet.....	30
Cuba.....	15		Miss Cynthia Forde.....	9	Souv. de Claudius Pernet12	Emily Gray.....	30
Dotty.....	23		Miss Rowena Thom.....	9	Talisman.....20	Gardenia.....	30
Duchess of Wellington..11			Miss Willmott.....	21	Vanguard.....23	Jacotte.....	30
Edel.....	21		Mme. Bardou Job.....	11	Ville de Paris.....12	Mme. Gregoire Staechelin30	
Edith Nellie Perkins.....	8		Mme. Butterfly.....	8	Wilhelm Kordes.....20	Mary Wallace.....	30
Eldorado.....	11		Mme. Edouard Herriot..19		William F. Dreer.....20	New Dawn.....	30
Etoile de Feu.....	19		Mme. Jules Bouche.....	21	William R. Smith.....	9	Paul's Scarlet Climber...30
Etoile de France.....	15		Mrs. Aaron Ward.....	11	Hybrid Perpetual		
Etoile de Hollande.....	15		Mrs. Charles Bell.....	9	Roses		
Feu Joseph Looymans..11			Mrs. Erskine Pembroke		Baroness Rothschild...26	Polyantha Roses	
Francis Scott Key.....	15		Thom.....11		Capt. Hayward.....26	Chatillon Rose.....	31
Golden Dawn.....	23		Mrs. Henry Bowles.....	9	Clio.....26	Else Poulsen.....	31
Grange Colombe.....	21		Mrs. Henry Morse.....	9	Frau Karl Druschki...26	Gloria Mundi.....	31
Gruss an Teplitz.....	15		Mrs. Pierre S. du Pont..11		George Arends.....26	Golden Salmon.....	31
Hortulanus Budde.....	15		Mrs. Sam McGredy.....	23	George Dickson.....26	Gruss an Aachen.....	31
Imperial Potentate.....	8		National Flower Guild..16		Henry Nevard.....26	Ideal.....	31
Impress.....	8		Olympiad.....	16	J. B. Clark.....27	Katharina Zeimet.....	31
Irish Hope.....	15		Ophelia.....	9	Mme. Albert Barbier...27	Kirsten Poulsen.....	31
Joanna Hill.....	11		Padre.....	19	Mrs. John Laing.....27	Triomphe Orleanais....31	
Jonkheer J. L. Mock....8			President Herbert Hoover.19		Paul Neyron.....27		
Kaiserin Auguste Vik-			Radiance.....	9	Ulrich Brunner.....27		
toria.....	21		Rapture.....	9			
			Red Radiance.....	16			

Autumn 1932---Spring 1933

GEORGE H. PETERSON, INC., FAIR LAWN, N. J.

The use of this ORDER SHEET will insure the prompt and correct filling of your order

<i>Name</i>	<i>Number</i>
<i>Mail Address</i>	
<i>Express Address</i> (If different from above)	
WHEN TO SHIP: You may trust to our judgment in sending stock at best planting time for your locality, notifying you date of shipment. Or, when special shipping date is desired, state here _____.	
<i>Amount Enclosed</i>	<i>Received</i>
	<i>Shipped</i>
	<i>By</i>

MAIN PLANTING AND SHIPPING SEASONS { In fall, dormant plants only, beginning early October for the North, through December for the far South.
In spring, dormant plants from early March until about May 10; potted plants for the rest of May and June.
We are equipped to ship Roses every month from October to July.

Please indicate in figures, in columns marked "Quantity," how many of each variety are wanted.	NO. 1 GRADE		EXTRA GRADE		TOTAL	
	Quantity	Price	Quantity	Price	Dollars	Cents
HYBRID PERPETUALS						
BARONESS ROTHSCHILD	Pink	\$0.75		\$0.90		
CAPT. HAYWARD	Red	.75		.90		
CLIO	Blush	.75		.90		
FRAU KARL DRUSCHKI	White	.75		.90		
GEORG ARENDS	Pink	.75		.90		
GEORGE DICKSON	Red	.75		.90		
HENRY NEVARD	Red	.75		.90		
J. B. CLARK	Red	.75		.90		
MME. ALBERT BARBIER	Yellow	.75		.90		
MRS. JOHN LAING	Pink	.75		.90		
PAUL NEYRON	Pink	.75		.90		
ULRICH BRUNNER	Red	.75		.90		
OFFER D: The Hybrid Perpetual Dozen				\$9.00		
			<i>Sub- Total</i>			

Simple Planting Directions Accompany Each Shipment

Prices include DELIVERY CHARGES PREPAID acc

Please indicate in figures, in columns marked "Quantity," how many of each variety are wanted.

	NO. 1 GRADE		EXTRA GRADE		TOTAL	
	Quantity	Price	Quantity	Price	Dollars	Cent
<i>Forward</i>						
HYBRID TEAS, Everblooming						
AUTUMN		Burnt-orange and yellow		\$0.85		\$1.00
BETTY		Buff-pink		.75		.90
BETTY UPRICHARD		Coppery red and salmon		.75		.90
BRIARCLIFF		Rose-pink		.75		.90
CHARLES K. DOUGLAS		Red		.75		.90
CHARLES P. KILHAM		Fiery pink		.85		1.00
CHATEAU DE CLOS VOUGEOT		Deep scarlet		.85		1.00
COLUMBIA		Pink		.75		.90
CUBA		Copper-red and orange		.75		.90
DUCHESS OF WELLINGTON		Yellow		.75		.90
EDEL		White		.75		.90
EDITH NELLIE PERKINS		Orange-pink		.85		1.00
ELDORADO		Golden yellow		.75		.90
ETOILE DE FEU		Flame-yellow		.75		.90
ETOILE DE FRANCE		Crimson		.75		.90
ETOILE DE HOLLANDE		Brilliant red		.75		.90
FEU JOSEPH LOOYMANS		Orange-yellow		.75		.90
FRANCIS SCOTT KEY		Red		.75		.90
GRANGE COLOMBE		Creamy white		.75		.90
GRUSS AN TEPLITZ		Crimson		.75		.90
HORTULANUS BUDDE		Scarlet		.75		.90
IMPERIAL POTENTATE		Dark pink		.75		.90
IMPRESS		Salmon-pink		. .		1.25
IRISH HOPE		Crimson-scarlet		.85		1.00
JOANNA HILL		Lemon, Indian-yellow		.85		1.00
JONKHEER J. L. MOCK		Pink		.75		.90
KAISERIN AUGUSTE VIKTORIA		White		.75		.90
KILLARNEY QUEEN		Pink		.75		.90
LADY ALICE STANLEY		Coral-pink		.75		.90
LADY ASHTOWN		Pink		.75		.90
LADY PIRRIE		Apricot-yellow		.75		.90
LADY URSULA		Blush-pink		.75		.90
LAURENT CARLE		Carmine-red		.75		.90
LOS ANGELES		Salmon-pink		.75		.90
MME. BARDOU JOB		Sulphur-yellow		.75		.90
MME. BUTTERFLY		Yellow-pink		.75		.90
MME. EDOUARD HERRIOT		Salmon		.75		.90
				<i>Sub-Total</i>		

SEE LAST PAGE FOR QUANTITY PRICES

ding to terms and two exceptions as stated in catalog

Please indicate in figures, in columns marked "Quantity," how many of each variety are wanted.	NO 1. GRADE		EXTRA GRADE		TOTAL	
	Quantity	Price	Quantity	Price	Dollars	Cents
<i>Forward</i>						
MME. JULES BOUCHE	White	\$0.75		\$0.90		
MARGARET McGREDY	Orange-vermilion	.75		.90		
MISS CYNTHIA FORDE	Pink	.75		.90		
MISS ROWENA THOM	Pink, gold center	.75		.90		
MISS WILLMOTT	White	.75		.90		
MRS. AARON WARD	Fawn-yellow	.75		.90		
MRS. CHARLES BELL	Shell-pink	.75		.90		
MRS. E. P. THOM	Buttercup-yellow	.75		.90		
MRS. HENRY BOWLES	Dark pink	.75		.90		
MRS. HENRY MORSE	Two-tone pink	.75		.90		
MRS. PIERRE S. DU PONT	Golden yellow	.85		1.00		
NATIONAL FLOWER GUILD	Scarlet	.85		1.00		
OLYMPIAD	Oriental scarlet	..		1.50		
OPHELIA	Blush-pink	.75		.90		
PADRE	Copper-scarlet	.75		.90		
PRES. HERBERT HOOVER	Flame-yellow	.85		1.00		
RADIANCE	Brilliant pink	.75		.90		
RAPTURE	Pink	.75		.90		
RED RADIANCE	Rosy red	.75		.90		
REV. F. PAGE-ROBERTS	Copper-yellow	.75		.90		
RICHARD E. WEST	Cadmium-yellow	.85		1.00		
ROSELANDIA	Golden yellow	.75		.90		
SOUV. DE CLAUDIUS PERNET	Yellow	.75		.90		
TALISMAN	Orange-red and yellow	.75		.90		
VILLE DE PARIS	Buttercup-yellow	.75		.90		
WILHELM KORDES	Coppery salmon	.75		.90		
WILLIAM F. DREER	Blush-yellow	.75		.90		
WILLIAM R. SMITH	Light pink	.75		.90		
OFFER A. 15 Hybrid Tea varieties. Page 23		\$9.00		\$10.75		
OFFER A-3. 45 plants; 3 sets of Offer A. Page 24		...		30.00		
OFFER B. 9 Yellow Hybrid Teas. Page 24		5.25		6.50		
OFFER C. 8 Most Vigorous Hybrid Teas. P. 24		4.50		5.75		
OFFER D. 8 Good Pink Hybrid Teas. Page 25		4.80		5.75		
OFFER E. 8 Good Red Hybrid Teas. Page 25		4.90		6.00		
				<i>Sub-Total</i>		

SEE LAST PAGE FOR QUANTITY PRICES

Prices include

DELIVERY CHARGES PREPAID,

according to terms and two exceptions as stated in catalog.

Please indicate in figures, in columns marked "Quantity," how many of each variety are wanted.

	NO. 1 GRADE		EXTRA GRADE		TOTAL	
	Quantity	Price	Quantity	Price	Dollars	Cents
<i>Forward</i>						
CLIMBING ROSES						
ALBERTINE		Pink to chamois-yellow		\$0.75		\$0.90
AMERICAN PILLAR		Crimson, white eye		.75		.90
BLAZE		Scarlet		..		2.00
BREEZE HILL		Apricot and pink		.75		.90
CHAPLIN'S PINK CLIMBER		Pink		.75		.90
CHRISTINE WRIGHT		Pink		.75		.90
DR. HUEY		Maroon		.75		.90
DR. W. VAN FLEET		Blush-pink		.75		.90
EMILY GRAY		Yellow		.75		.90
GARDENIA		Creamy yellow		.75		.90
JACOTTE		Coppery yellow and orange		.75		.90
MME. GREGOIRE STAECHELIN		Pink		.85		1.00
MARY WALLACE		Dark pink		.75		.90
NEW DAWN		Blush-pink		1.50		1.75
PAUL'S SCARLET CLIMBER		Scarlet		.75		.90
PRIMROSE		Yellow		.75		.90
SCORCHER		Vivid scarlet-crimson		1.00		1.25
SILVER MOON		Creamy white		.75		.90
OFFER G. 5 New, Distinctive Climbers						\$3.85

Order here Hybrid Teas and Polyanthas catalogued but not listed on this order sheet

TOTAL

QUANTITY PRICES OF ROSES } Varieties priced at { 75 cts. each are \$7.00 for 10; \$65.00 per 100
 85 cts. each are \$7.50 for 10; \$70.00 per 100
 90 cts. each are \$8.00 for 10; \$75.00 per 100
 \$1.00 each are \$9.00 for 10; \$80.00 per 100

Varieties priced above \$1.00 are sold at the each rate in any quantity, except where noted that 6 plants are sold for the price of 5

To obtain the 10-rate, order 10 or more plants in lots of 3 or more of same variety. To obtain the 100-rate, order 25 or more in lots of 5 or more of same variety. If in doubt, send in your order and we will net price it for you.

Kindly note these Quantity Rates are very liberal, bringing the prices of Peterson Highest Quality Roses down to a new low level. Also note the low prices for Special Collection Offers brings the price per plant down to an average of 60 cts. to 70 cts.

WE GUARANTEE, first of all, safe arrival. Second, any Roses that fail to grow and bloom the first flowering period we agree to replace or to refund their full value; this applies to Roses planted in autumn or spring. We assume you will follow directions.

Read Carefully...Before Ordering

THIS CATALOG IS ISSUED IN SEPTEMBER

WHEN WE SHIP. We are equipped to ship Roses any time from October 10 to June 15, according to your planting seasons.

Where fall planting is practiced, we begin shipping in early October to northern points and to places where people are leaving their summer homes; the bulk of fall shipping is done during the last half of October, all of November, and part of December.

The bulk of spring shipping is done from March 1 to April 30. It is very important to order early and plant early—as soon as the frost completely leaves the ground. After the first or second week in May we ship potted plants.

DELIVERY CHARGES PREPAID

on retail Rose orders to be shipped east of the Rocky Mountains.

EXCEPTIONS: (1) Late spring orders for potted Roses are sent Express Collect.

(2) Orders under \$5.00 that must travel long distances are mailed Postage Collect.

Shipments will be made by Express or Parcel Post, depending upon the size of the order. If your post office is different from the express address, please state so on the Order Sheet.

Safe arrival of plants in good condition is guaranteed.

Every plant guaranteed true to name and carefully labeled with a durable printed wooden label, copper wired.

Substitutions. When ordering late in the season, please state what is to be done in case some variety is sold out on receipt of your order—whether you wish money returned or some equally valuable variety sent. Absolutely no substitutions made unless authorized.

Prices in this Catalog are net and as low as goods of like quality can possibly be sold for. Remember that there is scarcely any article of merchandise in which the quality may differ so widely as in Rose plants.

Remittances may be made by Bank Draft, Express or Post Office Money Order, Check, or Currency in Registered Letter, same to accompany order.

C. O. D. orders sent only upon request.

Charge Accounts. We are pleased to open a charge account if desired. Kindly tell us just a little about yourself or mention friends of yours who have dealt with us. It is advisable to furnish your bank reference. No charge account opened for less than \$10.00.

Complaints, if made immediately on receipt of goods, will be investigated, and, if due to any fault of ours, promptly satisfied.



Office with section of the huge
shed in background

George H. Peterson
INCORPORATED

ROSE and PEONY
SPECIALISTS

Mail:

Fair Lawn, New Jersey

HOW TO GET HERE

The Nursery and Office are on the Paramus Road, near Arcola, which is midway between Hackensack and Ridgewood. This is now N. J. Highway Route No. 2, but in another year Route 2 will be diverted about a mile east of the Nursery. The Paramus Road will always remain the same.

Our nearest Post Office, as always, is FAIR LAWN, N. J.

Telephone connection under Hackensack

Come visit the Display Gardens and Nursery. Peonies are usually at their height June 5 to 10; Roses from the middle of June on through October.

