

Historic, archived document

Do not assume content reflects current scientific knowledge, policies, or practices.

2.01

LIBRARY
RECEIVED
★
U. S. Department of Agriculture
★



ILEX CORNUTA BUFORDI

-: FALL, 1935 :-

T. KIYONO

R. F. D. CRICHTON, ALA.

Shipping Point, Semmes, Ala.



ILEX CORNUTA FEMINA
(See Page 20)

W H O L E S A L E P R I C E L I S T
F A L L , 1 9 3 5

T. K I Y O N O

R. F. D. CRICHTON, ALA.

(15 miles north-west of Mobile, Ala. on Moffat Road)

SHIPPING POINT, SEMMES, ALA.

TERMS AND CONDITIONS OF SALE

Prices—5, 50 and 500 of same variety and size at 10, 100 and 1000 rates respectively.

Prices in this list cancel all previous quotations, and are subject to change without notice.

Car-load Orders—and when trucks are sent to our nurseries for B&B plants when we do not have to pack plants, we will be pleased to offer very attractive prices on B&B plants.

Terms of Payment—Cash with order, from unknown people or those who prefer to earn discount. When cash with order, we make the discount of 3% and boxing free, which means total earning of about 10%.

C. O. D. shipment will be considered as cash order, only when deposit of 25% is sent with order.

For charge accounts, our term is 60 days net, boxing at cost. New accounts opened only upon receipt of trade references, allowing time for investigation.

Transportation—Please state whether you want your shipments by parcel post, express or freight. When no instructions are given, we will use our best judgment in selecting best method of shipments. We make no charge for delivery to railroad station, but our responsibility ceases when goods are turned over to carrier and risk and cost of transportation belong to purchaser.

Claim—If we make any mistake or any reason to complain, please write immediately upon receipt of goods and we will be pleased to adjust the matter.

Condition of Sale—We accept all orders upon condition that they shall be void should any injury befall stock from causes over which we have no control.

AZALEAS

Azaleas are without doubt the most beautiful flowering plants we have in the South. Their season of blooming is very long, beginning with winter flowering *Vitata Fortuni* and extending into June when the pretty dwarf *Azalea Macrantha* is covered with its soft, orange-pink blossoms. All azaleas are profuse bloomers and in the Spring each plant is a solid mass of color.

Azaleas of all types are easily grown if a few rules are followed. They require a good, well drained soil that has a slight acid reaction. The addition of leaf mould, peat and in very heavy, stiff soil a small quantity of sand is always beneficial. Leaf mould and peat help maintain an acid soil and a mulch of leaves is good to retain moisture and to furnish plant food for the next year. Azaleas are shallow rooted and an abundance of water in dry weather is necessary, especially with young plants. Watering among foliage with a hose is desirable as a strong spray holds thrip and red spider in check.

Partial shade is desirable in planting but dense shade should be avoided. A lath house is well suited for growing plants on nursery. They should be fertilized sparingly; light application of cotton seed meal about three times a year, is one of the best treatments. It is to be remembered that plants that have a quantity of large sappy growth produce far less flowers and are much more likely to be killed by freezing weather than slower growing plants of the same variety.

Lining out size *Azalea* offered here were rooted in last spring and planted in beds early in summer, giving plenty of space for full development of strong root system and bushy tops and far superior to 2½ inch potted plants, having roots enough to fill 3 inch pot which have twice the capacity of 2½ inch pot.

We have thousands of lining out size azaleas ready for immediate delivery but since these small plants have much of tender growth and easily damaged by frost, we advise to protect them against the frost this winter. Extra expense of frost protection will be more than repaid by better growth you will gain by early planting but those who are not prepared to protect them is well to let us book orders and make delivery in Spring after all danger of frost is over, without any additional expense to our customers.

AZALEA INDICA

The *Indica* group which are fast grower with mass of large flowers are especially adapted for landscape planting all along the Gulf Coast up to Atlantic seaboard of North Carolina. Around Mobile, Charleston and some other sections, there are plants of seventy to one hundred years old with spread of twenty to thirty feet across, apparently without any special care, showing they are perfectly at home and easy to grow. Nurserymen in this entire section

have golden opportunity of giving most lasting satisfaction to their customers and incidentally enrich themselves by planting extensive collection of this showy plant in their nurseries, because azaleas will sell themselves when your customers see them in full bloom. We are listing most of important varieties, eliminating weaker growers or inferior flowers when same color can be had in better varieties.

BRILLIANT—A good grower with small dark green leaves. Deep watermelon color, being intermediate of Pride of Mobile and Pride of Dorking. Very good variety.

COCCINEA MAJOR—Brilliant orange-red of a little taller growth than Prince of Orange.

CRITERION—Compact grower with color of strawberry ice cream, streaked with deeper pink and margin of white. Late bloomer and very attractive.

CROEMINA—Fast growing light pink flowers of large size of early season.

DUC DE ROHAN—Compact grower with pretty small leaves and profuse bloomer of beautiful salmon pink flowers. One of best plants for pot culture.

ELEGANCE—Fast and rather upright grower similar to Formosa with light colored pink flowers in early season.

FLAG OF TRUCE—Good size double white flowers have ruffled edge petals. Compact grower.

7 **FORMOSA** — Very fast grower with large dark leaves and large purplish pink flowers which have less purple than Phoenicia.

GEORGE FRANC—Early bloomer with extra large salmon pink flowers with deep red throat. Very showy flowers.

GLORY OF SUNNYHILL—Compact grower with shiny narrow leaves and one of the latest to bloom. Vivid orange-red color.

15 **INDICA ALBA**—Rather upright grower with dull colored hairy leaves. Pure white flowers in mid-season and very hardy.

IVERYANA—Similar to Criterion, except this variety has pink stripes on pure white instead of pink shade ground of Criterion.

LADY EDITH—Very similar to Criterion, blooming late, of almost identical flowers but have more glossy leaves than Criterion.

MME. DOMINIQUE--One of largest size indica, similar in color to Criterion, but taller growth, but very compact and blooms almost as late as Macrantha and very hardy.

ORCHID—Upright grower, with light orchid colored flowers of medium size, very early.

PHOENICIA—Fast grower with medium size leaves with flowers of purplish pink which is not often wanted with other colors, but very nice with white flowers and this variety will probably withstand more heat and sun than any others.

PRIDE OF DORKING—One of the deepest red of entire group. Blooms late in season and while not very hardy, yet one of the best kind.

PRIDE OF MOBILE—Fast grower with large leaves similar to Formosa but of lighter color. Some of largest and choicest azaleas in Mobile section are of this variety and were known formerly as "Watermelon Pink" but we gave the name of "Pride of Mobile" several years ago which was immediately adopted by all. Plants over 70 years old, standing over 15 feet high, smothered by countless beautiful pink flowers is a sight that cannot be equalled by any. Very hardy, fast grower, most brilliant color, mid-season profuse bloomer makes this one of outstandingly good and profitable variety for Nurserymen and Florists to handle.

PRESIDENT CLAY—Good grower with orange-red flowers of mid-season.

PRINCE OF ORANGE — Spreading grower with deep orange-red flowers of a little after mid-season. Very nice kind.

PRINCE OF WALES—Bushy, compact grower with deep pink flowers. Rather late.

SALMON — Known locally as "Daphne Salmon." Very hardy mid-season bloomer with pleasing salmon colored medium size flowers. Very hardy, staying more dormant during winter months, an ideal variety for forcing in greenhouse.

VIOLACEA RUBRA—Beautiful shade of wine red color with dark green leaves.

VITATA FORTUNI — Fast upright grower with pale colored leaves. White and lavender variegated and light lavender flowers intermixed. Start blooming in fall and continue all winter and Spring.

WILLIAM BULL — Very hardy upright grower which will not grow compact when small, but after a few years, will form nice compact form. Very double orange-red flowers will last long time and one of the best.

Prices of Azalea Indica :

| | each | 10 | 100 |
|--------------------------------|------|------|-------|
| 6-8 inch, bed grown | | 1.00 | 8.00 |
| 6-8 inch, with buds B&B.... | .20 | 1.75 | 15.00 |
| 8-10 inch, with buds, B&B.... | .30 | 2.50 | 20.00 |
| 10-12 inch, with buds, B&B.... | .35 | 3.00 | 25.00 |
| 12-18 inch, with buds, B&B.... | .50 | 4.00 | 35.00 |
| 18-24 inch, with buds, B&B.... | .75 | 6.00 | 50.00 |

Larger sizes on application.

All our Azaleas are many times pinched and pruned that they are compact, and loaded with flower buds. First size has no flower buds and

good only for growing on and unsafe to plant in open until all danger of frost is over.

HARDY JAPANESE AZALEA

What we are listing Hardy Japanese Azaleas and Keampferi include probably largest varieties of best money making possibility to Nurserymen and Florists of Southern half of United States than any other group of plants of present day. All of them are evergreen except a few varieties which will lose leaves in New England states, and color range is large—white, pink, salmon, orange, red and variegated. Certain varieties bloom early, others late, each has its characteristic bloom of its own.

The whole country is sick and tired of evergreens and common flowering shrubs. They are wanting bright colors early in Spring and something different and what is better than this group of hardy evergreen azaleas? Most of Nurserymen in this large section of country do not know themselves what a big opportunity is waiting for them to stimulate our trade by offering this bright flowering plant to their customers.

Azaleas under this heading are not dwarf like Hinodegiri or Kurume, but fairly fast grower, making ultimate heights of ten to twelve feet and hardy in all parts of New Jersey and even farther North.

AMOENA—One of the hardiest compact growers with small leaves and rather small size rosy purple hose-in-hose flowers. Can stand great deal of neglect.

AMOENA SUPERBA—Similar to above with the exception of dark purple flower shading darker toward center.

BENIGIRI—Fast upright grower with large size single bright orange-red flowers. Mid-season.

FLAME—Bright orange-red flowers of early season.

FUJIMOYO—Small size hairy leaves. Medium size beautiful shade of double lilac flowers.

HARDY FIREFLY—Compact growing, very hardy azalea with good size single flower of most brilliant fiery red. One of very best.

HINAMOYO—Fast growing upright branches are clothed with small size light colored leaves. Beautiful shade of soft pink flowers will hide the plant. Bloom early.

HINODEGIRI — See under heading of Kurume Azaleas.

INDICA ALBA—(See under heading Azalea Indica).

INDICA ROSEA—(Magnificia)—Fast grower with large size hairy leaves. Large single white flowers are tinted with rose.

KAEMPFERI—This evergreen Azalea will lose its leaves in further North, where it can stand winter of Boston without any protection, and does splendidly in lower South, making large size plants. Large size single red flowers borne profusely rather late in season.

KIMNAZOI — Compact grower with long narrow leaves. Deep red, five separate narrow petals are entirely different from any other Azalea.

LILACINA—(Akebono, meaning dawn) — Delicate shade of lilac shade orchid is the color of Eastern sky at dawn. Strong grower with large size leaves.

MACRANTHA — Compact grower with roundish leaves with single medium size pink flowers late in season. Very hardy.

MACRANTHA, ORANGE RED—Similar to above with narrow leaves and orange-red flowers. Very good.

MACRANTHA DOUBLE FLOWERING — One of the above type with double salmon-red flowers. Rather new.

MACROSTEMON SALMONEANA — Medium size Salmon-red flowers are produced in late season very freely.

MAXWELLI—Leaves and flowers are as large as most of Indica and carmine-red single flowers of large size is very attractive.

YAYEGIRI—Fast grower with shiny narrow leaves. Beautiful salmon-red hose-in-hose flowers in mid-season. Very young and profuse bloomer.

YODOGAWA—A semi-evergreen with narrow willow-like leaves and purplish-pink double flowers early in Spring.

Prices of Hardy Japanese Azalea, Kaempferi hybrid, such as Cleopatra, Feodora, Carmen, Othello:

| | each | 10 | 100 |
|-----------------------------------|------|--------|---------|
| 6-8 inch, bed grown | | \$1.00 | \$ 8.00 |
| 6-8 inch, with buds, B&B... .20 | | 1.75 | 15.00 |
| 8-10 inch, with buds, B&B... .30 | | 2.50 | 20.00 |
| 10-12 inch, with buds, B&B... .35 | | 3.00 | 25.00 |
| 12-18 inch, with buds, B&B... .50 | | 4.00 | 35.00 |
| 18-24 inch, with buds, B&B... .75 | | 6.00 | 50.00 |

KURUME AZALEAS

This group, known botanically as Azalea Obtusum Japonicum, include varieties of more dwarfish growers and not quite as hardy as Hardy Japanese group, but all Kurume will stand winter of almost all sections of Southern states without any protection and much farther North with little protection.

Most exquisite and delicate coloring of these flowers, places this group, class by themselves, and while perfectly adapted for landscape use in these sections, they will also make one of the showiest pot plants because all of them are very floriferous. Do not fail to stock up with some plants because it is one of the best coming plants.

APPLE BLOSSOM—Hose-in-hose pink flowers are color of apple blossoms.

CARMINE PRINCE—Large size hose-in-hose carmine-red flowers are produced very freely. Medium height, compact.

- CATTLEYA** — Delicately lilac-tinted hose-in-hose petals are pointed at end and mauve-pink at the edges. Good grower.
- CHERRY BLOSSOM**—Delicate shade of pink melt into white toward center. Large size flowers.
- CHRISTMAS CHEER**—Compact grower with small shiny leaves. Deepest crimson flowers are small but very attractive, and one of best variety.
- CORAL BELL**—Compact grower with small round glossy leaves have dainty bell-shaped pink flowers which are not large but very profuse bloomer and one of best favorite with florists.
- DAPHNE**—Very compact slow grower, with delicate light lavender flowers fading white in center.
- HINODEGIRI**—Slow compact growers, but its fiery red flowers will literally smother the entire plant, even when they are very small, making one of the most desirable pot plants.
- HORTENSIA** — Good size, soft pink hose-in-hose flowers are produced in large trusses. Medium height.
- LAVENDER QUEEN**—Large size single light lavender flowers with white stamens. Dark large size leaves.
- MAUVE BEAUTY**—Delicate mauve shade flowers, literally cover entire plant. Compact, dwarf grower.
- ORANGE BEAUTY**—Compact grower with orange-pink flowers of hose-in-hose type are produced in very large cluster.
- PEACH BLOW**—One of fastest growing Kurume with medium size single salmon-pink flowers of delicate peach flowers.
- PINK PEARL**—Large size, most beautiful salmon-rose color is shaded lighter toward center with prominent markings. Borne in large cluster.
- SALMON BEAUTY**—Large size, hose-in-hose salmon-pink flowers with light green foliage.
- SALMON QUEEN**—Large size, single flowers of salmon-pink are produced in great profusion in mid-season. One of most attractive.
- SNOW**—Purest white, good size hose-in-hose flowers among beautiful glossy leaves. Liked by all.
- SUNSTER** — Medium size, single dark rose-pink flowers are borne very heavy. Small dark green leaves and medium height.
- SWEET BRIER**—Compact grower with leaves similar to Peach Blow. Medium size single pink flowers is very attractive. One of hardest Kurume known.

| Prices of Kurume Azaleas: | Each | 10 | 100 |
|--------------------------------|------|--------|---------|
| 4-6 inch, bed grown | \$ | \$1.00 | \$ 8.00 |
| 6-8 inch, with buds, B&B.... | .35 | 3.00 | 25.00 |
| 8-10 inch, with buds, B&B.... | .45 | 4.00 | 35.00 |
| 10-12 inch, with buds, B&B.... | .75 | 6.00 | 50.00 |
| 12-15 inch, with buds, B&B.... | 1.00 | 8.50 | 75.00 |

Our Kurume are better than ever, having shapely compact growth which are covered with flower buds, and make ideal pot plants. Our 4-6 inch liners are better than we ever offered.

CAMELLIA JAPONICA

We are pleased to offer great reduction in prices of our excellent Camellia plants, in spite of growing cost of production, because we have very large supply of all sizes, and our growing space is limited.



Bench Grown

2-inch Pot Grown

Horticultural names of Camellia Japonicas are so badly confused that we are not still sure of many of them, but we have enough of kinds which are recognized by leading nurserymen by such names as we list, that we are offering these named Camellias under three classes.

We are fortunate possessor of Nouvelle Inconographie des Camellias published in 1848-1860 with more than five hundred natural colored illustrations with names and we will follow their names as far as possible.

Many names, however, will have to be revised yet, and in order not to mislead you, we are illustrating several types of flowers and by referring to them, you can form better ideas of what we mean by "peony form", "very double", etc.

In our own experience which covers many years with thousands of Camellias, we found that pot bound Camellias are very slow to "take" to soil when transplanted in field or lawn, and often die back for two and three years after transplanted. We may offer some potted Camellias for Florists' trade in future, but what we are offering now are for planting in open ground, and we are confident that bed grown Camellias lifted carefully with ball of earth, as we do, will make far better growth after transplanted in open field than pot bound stock.


We have many thousands of bed grown larger size lining out Camellias with excellent root systems. We would like to call your attention to the illustration of the root system of our Camellias on pages

14-15. Only ideal soil with special treatment will induce such development and it cannot be produced on sandy soil where roots will be long and coarse without much fibrous root close to trunk of the plant. Advocates of potted Camellias are on very sandy and poor soil they cannot grow plants with good root systems.

In describing varieties, where no mention of season of flowering is made, they are mid-season varieties.

CLASS A CAMELLIAS

MRS. ABBY WILDER—Peony shaped white flowers of medium to large, with tiny sprashes of pink. Compact and good grower. (See illustration).



**MRS.
ABBY
WILDER**

CHANDLERI ELEGANCE—One of largest peony flowering Camellia of cherry-red with white variegated. Some are thick peony flowers with 500 petals but some flowers are loose peony form with yellow specimens. See illustration.



**CHANDLERI
ELEGANCE**

Peony Form

EMPRESS OF INDIA—Very late dahlia-shape flowers have unusually pleasing salmon color which is not often found in any other Camellia.

ENRICO BETTONI — Very fast grower making great deal of summer growth. Flower is clear light pink, but form varies from semi-double to peony form on same bush but always very large size.

HERME—Very large loose peony form of elegant shape. Pink and red variegated with white margin. Have faint scent. One of very best. See illustration.



HERME
Loose Peony

LADY HUME'S BLUSH—Very double and symmetrical petals are delicately blushed with flesh color which is much lighter than Pink Perfection.

MONARCH—Deep pink flower of enormous size, having many clusters of stamen and petals, inside of larger outer petals, making a single flower equal to a bouquet. Beautiful foliage and compact grower.



**SEMI-DOUBLE
BLUSH**
Light Semi-
Double

OTOME—Similar to Pink Perfection with much larger flowers with each end of petals fading to lighter shade of shell pink.

PROF. C. S. SARGENT—Very thick peony form of solid crimson of medium size.

SEMI-DOUBLE BLUSH—Not sure of name, but from stock plant imported from France several years ago. Elegant shaped light semi-double petals have identical color of Lady Hume's Blush, with beautiful yellow stamens; making one of noblest and simplest in form and coloring. See illustration.

SOPHIA—Habit of growth and color of flower are very much like Chandleri Elegance but form of flower is more cup-shaped and center petals are less in number and larger. Set buds young and heavy bloomer.

Prices of Class A Camellias:

| | Each | 10 | 100 |
|---|------|---------|---------|
| 3-5 inch, pot or from greenhouse benches | | \$ 1.50 | \$12.00 |
| 6-8 inch, B&B | | 3.00 | 20.00 |
| 8-12 inch, B&B | | 3.50 | 25.00 |
| 12-18 inch, branched, B&B.... | | 5.00 | 40.00 |
| 18-24 inch, branched, but without buds, B&B | | 10.00 | 75.00 |
| 18-24 inch, specimen, B&B.... | 2.00 | 17.50 | |
| 24-30 inch, specimen, B&B.... | 3.00 | 25.00 | |
| 30-36 inch, specimen, B&B.... | 4.00 | 35.00 | |

CLASS B CAMELLIAS

This class includes some of very good kinds, often as good as our A Class but because of a little more plentiful supply, we are listing these excellent varieties at much lower prices.



GLOIRE de NANTES

Center Petals Twisted

ALBA PLENO—Snow white of very double, good size flower. Very early, but poor grower, and do not set buds when young.

AUSTILL PINK—Semi-double shell pink of medium size, stamen often intermixed with smaller petals in center. Compact, but fast grower.

BROWN'S RED—Probably darkest red Camellia of semi-double form, with pointed dark green leaves.

CANDIDISSIMA — Star-shaped very double pure white flowers are not large but very profuse bloomer. Slow compact grower. Season late.

COMTE DE GOMER—Very double creamy petals are dotted with numerous pink spots. Early season, compact, but slow grower.

COUNTESS OF ORKNEY—Light pink, with stripes of red, very double flowers of rather early season. Compact but slow grower. Profuse bloomer while very small.

DUC DE BRETAGNE—Red with blotch of semi-double. Large heavy leaves.

DUKE DE ORLEANS — Creamy white with tiny specks of pink. Good size peony form, stamens intermixed with inner petals.

ELISABETH—Very double pure white petals are crinkled at end and once in a great while, pure pink flowers of same form will appear. Leaves are very dark, thick green and strong grower. One of best.




JARVIS RED
Semi-Double

GLOIRE DE NANTES—Large size semi-double cerise, center petals often twisting. Very large dark green leaves, with bold large flowers make this one of the most attractive on bush. See illustration. (Page 11).

JARVIS RED—Deep blood-red, semi-double flowers with golden stamen makes this flower very attractive among dark green foliage. One of most popular kind. See illustration.

KELLINTONIA — Orange-red with stripes or blotches of white, open peony type. Always bloom heavy and extra good foliage.



MATHOTIANA
ALBA

MATHOTIANA ALBA—Good size very double white with large light colored leaves. Rather late in season. (See illustration page 12).

NAPOLEON D'ITALIE—Medium size, double rose-red, with very dark, almost blackish stripes. Compact excellent grower.

PINK PERFECTION—Very double clear shell-pink of dainty form liked by many. Blooms very early but continues for a long time. Start blooming very young and heavy bloomer. See illustration.



**PINK
PERFECTION**

Very Double

PRINCE EUGENE NAPOLEON — Good size very double scarlet flowers of early mid-season. Good compact grower.

REV. JOHN BENNETT—Orange-red semi-double flower of good size, often stamens twisted with petal. Rather small, roundish dark green foliage and very compact but good grower.

ROSE EMRY—Crimson peony form of medium size, early in season.

SINGLE RED No. 1—Large size, single red with extra large foliage.

T. K. VARIEGATED—Semi-double light pink with darker pink margin, somewhat like Criterion Azalea. Elegant form and coloring, with large cluster of yellow stamens. Small leaves, compact, but fast grower.

THERESA MOSSINE—Very narrow, pleasing shell pink petals are very double. Small size leaves and very compact grower.

TRI-COLOR — Semi-double flower of almost pure white to red and intermediate colors on same bush. Dark green glossy leaves.

CAMELLIA ROOT SYSTEMS IN IDEAL



On the left, one of our twice transplanted, ten to twelve inch Camellias. All our bed-grown Camellias are twice transplanted.

CAN YOU EXPECT THE SAME

Prices on Class B Camellias:—

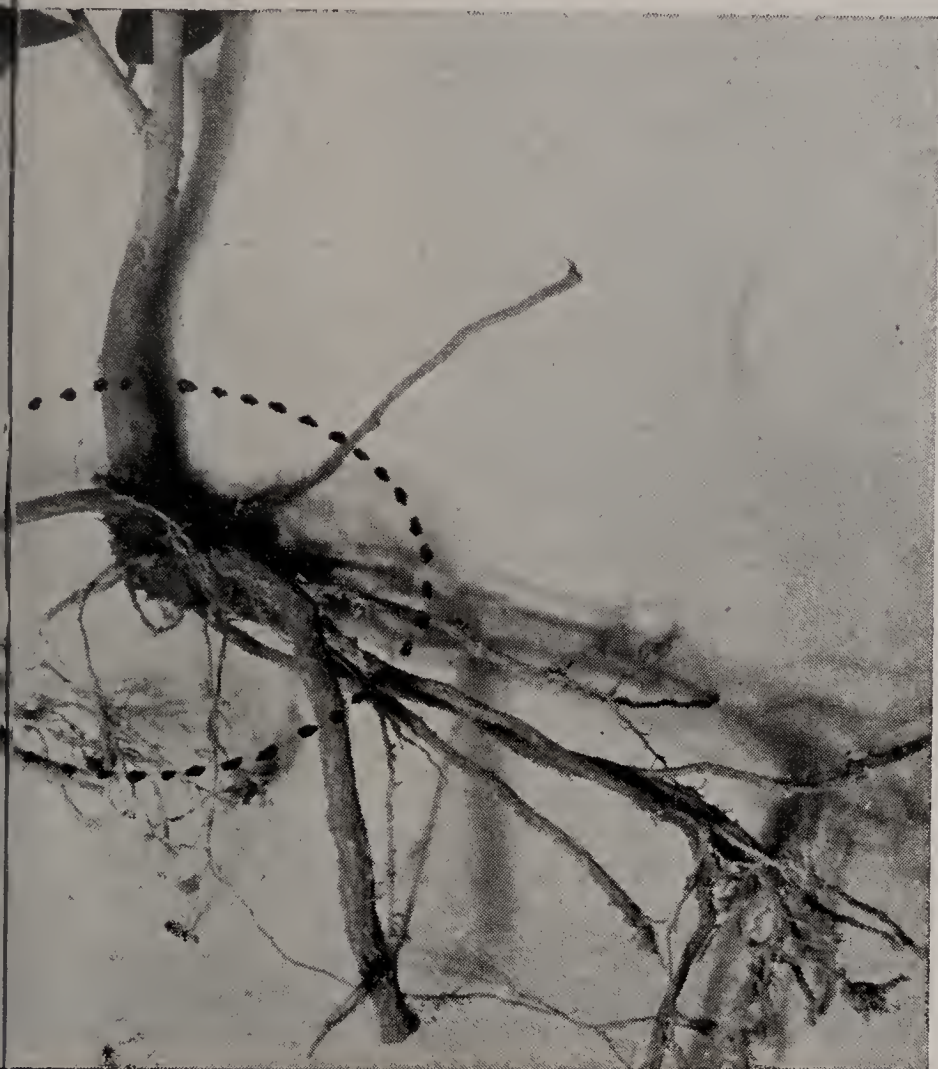
| | Each | 10 | 100 |
|---|------|---------|---------|
| 3-5 inch, pot or from greenhouse benches | | \$ 1.20 | \$ 9.00 |
| 6-8 inch, B&B | | 1.50 | 12.00 |
| 8-12 inch, B&B | | 2.00 | 17.50 |
| 12-18 inch, branched, B&B.... | | 3.50 | 30.00 |
| 18-24 inch, branched, but without buds, B&B | | 6.00 | 50.00 |
| 18-24 inch, specimen, B&B.... | 1.75 | 15.00 | |
| 24-30 inch, specimen, B&B.... | 2.25 | 17.50 | |
| 30-36 inch, specimen, B&B.... | 3.00 | 25.00 | |
| 3-4 feet, specimen, B&B | 4.50 | 40.00 | |

We can furnish some varieties of branched class B Camellia with some flower buds at from 75c to \$1.00 each, early in season. All specimen are with flower buds but others without.

CLASS C CAMELLIAS

This includes more of common double flowering kinds, such as **Lady Campbell**, which are double red of good size; **Sarah Frost**, double rose-red of very good compact grower (see illustration page 16); **Lily**,

SOIL AND IN VERY SANDY GROUND.



On the right, Camellia roots grown in very sandy soil. In digging these plants with ball of earth, we will have to cut away all roots outside of dotted lines.

RESULTS FROM BOTH PLANTS?

double white of medium size and fast grower; **Sangdon**, semi-double shell pink of fast grower; several variegated kinds. As the class, most of varieties are very fast growers and hardier than more choice sorts.

We also offer at this class price, several of very good double flowering kinds which names are not known to us, so we offer them by color of Red, Pink, Variegated and White.

Prices of Class C Camellias:

| | each | 10 | 100 |
|---|------|-------|-------|
| 3-5 inch, pot or from greenhouse benches | | .75 | 6.00 |
| 6-8 inch, B&B | | 1.25 | 9.00 |
| 8-12 inch, B&B | | 1.50 | 12.50 |
| 12-18 inch, branched, B&B.... | | 2.50 | 20.00 |
| 18-24 inch, branched, but without buds, B&B | | 5.00 | 40.00 |
| 18-24 inch, specimen, B&B.... | 1.25 | 10.00 | |
| 24-30 inch, specimen, B&B.... | 1.75 | 15.00 | |
| 30-36 inch, specimen, B&B.... | 2.50 | 20.00 | |
| 3-4 feet, specimen, B&B..... | 3.50 | 30.00 | |

We can supply some varieties of Class C Camellias with a few flower buds, at 50c to 75c each, early in season.



SARAH

FROST

Double Rose

ORIENTAL MAGNOLIAS

Some of the most beautiful flowering trees in this world belong to this group of deciduous Magnolias. Most of them are hardy in good part of entire United States, and planting of these beautiful trees should be encouraged by nurserymen especially when they can be had at such reasonable prices as we list below.

MAGNOLIA HYPOLEUCA—Large growing Japanese Magnolia with beautiful flowers in Summer.

| | | | |
|---------------------------------|--------|--------|---------|
| | Each | 10 | 100 |
| 18-24 inch, from choice seeds.. | | \$3.00 | \$25.00 |
| 2-3 feet, B&B | \$1.25 | 10.00 | |

MAGNOLIA LILIFLORA (M. Obovata) — Tulip-shaped large size purplish-pink flowers before leaves appear. Many stems from ground and make large size bush.

Prices of Magnolia Liliflora and M. Soulangeana Nigra:

| | | | |
|----------------------------|------|-------|-------|
| 2½-inch pot | .20 | 1.50 | 12.00 |
| 12-18 inch, C. TT. | .20 | 1.50 | 12.00 |
| 18-24 inch, C. TT. | .25 | 2.00 | 15.00 |
| 2-3 feet, bushy, B&B | 1.25 | 10.00 | |
| 3-4 feet, bushy, B&B | 1.50 | 12.50 | |



**ILEX CORNUTA
FEMINA**
2½ inch Pot

**MAGNOLIA
STELLATA**
3 inch Pot

**MAGNOLIA
SOULANGEANA**
3 inch Pot

MAGNOLIA RUSTICA RUBRA—New introduction from England. Large cup-shaped flowers are dark reddish-purple and great new addition.

| | | | |
|------------------|------|------|-------|
| | Each | 10 | 100 |
| 3-inch pot | .50 | 4.00 | 35.00 |

MAGNOLIA SOULANGEANA — Small size tree, with large nine petal pinkish flowers before leaves come out in Spring, and one of the most beautiful flowering tree. Our 3 inch pot plants were potted in Summer of 1934 and mostly 12 inches or more in size and entirely different plants from cuttings potted in Summer of 1935.

MAGNOLIA SOULANGEANA ALBA SUPERBA— Similar to above, with almost white flower of larger size, with rounder leaves and more upright grower.

MAGNOLIA SOULANGEANA ALEXANDRINA— A few days later than Soulangeana, with a little deeper color.

Prices of Magnolia Soulangeana, Alba Superba and Alexandrina:

| | | | |
|------------------------|--------|---------|----------|
| 3-inch pot, C. T. | \$.25 | \$ 2.00 | \$ 15.00 |
| 12-18 inch, C. T. | .25 | 2.00 | 15.00 |
| 18-24 inch, B&B | 1.00 | 9.00 | 80.00 |
| 2-3 feet, B&B | 1.25 | 10.00 | 90.00 |
| 3-4 feet, B&B | 1.75 | 15.00 | 125.00 |
| 4-5 feet, B&B | 2.50 | 22.50 | |

MAGNOLIA SOULANGEANA LENNEI — Leaves are much larger than Soulangeana, having cup shaped larger size bold flowers which open later than other Soulangeana, deep reddish-purple outside, and white inside. Very choice.

| | | | |
|------------------------|--------|---------|-------|
| 3-inch pot, C. T. | \$.30 | \$ 2.50 | 20.00 |
| 18-24 inch, B&B | 1.50 | 12.50 | |
| 2-3 feet, B&B | 2.00 | 17.50 | |

MAGNOLIA SOULANGEANA NIGRA — Bloom later than Soulangeana and darker in color. Prices are same as Liliflora.

MAGNOLIA STELLATA (Star Magnolia)--A dwarf grower with numerous delicate pinkish-white water-lily-like flowers early in Spring. One of the most beautiful of all. Our 3-inch pot plants are about 12 inches high in Summer of 1935, being potted in July, 1934. (See illustration, page 16).

| | | | |
|-----------------------------|------|-------|-------|
| 3-inch pot | .30 | 2.50 | 20.00 |
| 12-18 inch, C. T. | .30 | 2.50 | 20.00 |
| 12-18 inch, bushy, B&B..... | 1.25 | 10.00 | |
| 18-24 inch, bushy, B&B..... | 1.50 | 12.50 | |

BROAD-LEAVED EVERGREENS

We have many varieties not listed here and will solicit your inquiries.

ABELIA GRANDIFLORA

| | | | |
|-------------------------|------|--------|---------|
| | Each | 10 | 100 |
| 8-12 inch, C. | | \$.60 | \$ 5.00 |
| 12-18 inch, C. | | .85 | 7.00 |
| 18-24 inch, Bushy | | 1.25 | 10.00 |
| 2-3 feet, Bushy | | 1.50 | 12.00 |
| 3-4 feet, Bushy | | 1.75 | 15.00 |

We can ball last two grades of specially selected plants at 15c extra each.

AUCUBA JAPONICA

Beautiful dark green leaves on green branches reaching ultimate height of ten feet. Hardy South of Philadelphia but in lower South, they should be planted in shade where they will thrive almost any degree of shade.

| | | | |
|------------------------|------|------|-------|
| | Each | 10 | 100 |
| 4-6 inch, S. T. | | .75 | 6.00 |
| 6-8 inch, S. T. | | 1.00 | 8.00 |
| 12-18 inch, S. T. | | 2.00 | 15.00 |

AZALEAS (See pages 2-7)

BARBERRY ATROCARPA

One of best evergreen barberry in lower South, with about one inch long spiny leaves. Compact grower.

| | | | |
|------------------------|--------|------|-------|
| 6-8 inch, C. T. | | .75 | 6.00 |
| 8-12 inch, C. T. | | 1.00 | 8.00 |
| 12-18 inch, C. T. | | 1.50 | 10.00 |
| 18-24 inch, B&B | \$.60 | 5.00 | |

BERBERIS THUMBERGI ATROPURPUREA (Red leaved Japanese Barberry)

Leaves are dark bronze red, making excellent contrast with other green shrubs.

| | | | |
|-----------------------|--|------|------|
| 4-6 inch, C. T. | | .65 | 5.00 |
| 6-8 inch, C. T. | | .75 | 6.00 |
| 8-12 inch, C. T. | | 1.00 | 8.00 |

BUXUS JAPONICA

Fairly fast growing box with light colored roundish leaves. Do well in full sun.

BUXUS SEMPERVIRENS

Slow growing compact box with deep green pointed leaves. There are several strains of this variety, but we offer the most compact growing kind.

Prices of Both Buxus:—

| | | | |
|------------------------------------|------|------|------|
| 4-6 inch, C. T. | | .60 | 5.00 |
| 6-8 inch, C. T. | | .75 | 6.00 |
| 8-10 inch, (Sempervirens only) ... | | 1.00 | 8.00 |
| 12-18 inch, B&B | .60 | 5.00 | |
| 18-24 inch, B&B | .75 | 6.00 | |
| 2-3 feet, B&B | 1.00 | 8.50 | |

CAMELLIA SASANQUA

Similar to Camellia Japonica but looser, faster grower, freer from scale injury, and bloom in October and November. We offer here cutting grown **Mine-no-yuki** which is double white flowers similar to but much larger than Carnation, and **Rosea** which is a large single pink flower with prominent stamens, similar to Cherokee Rose.

| | | | |
|----------------------------------|------|-------|-------|
| 6-8 inch, C. T. | | 1.25 | 10.00 |
| 8-12 inch, C. T. | | 1.50 | 12.00 |
| 18-24 inch, B&B, with buds | 1.25 | 10.00 | |
| 2-3 feet, P&B | 1.50 | 12.50 | |
| 3-4 feet, P&B | 2.50 | 22.50 | |
| 4-5 feet, B&B | 3.00 | 27.50 | |

CAMELLIA SASANQUA

Seedling Sasanqua are usually of single white flowers but often with pink and red, which will bloom very profusely in October and November when there are so few other flowers. Fast and free grower and will make excellent hedge and also under-stock to graft more valuable Camellia.

| | | | |
|--------------------------|------|-------|-------|
| 6-8 inch, S. or C. | | .75 | 6.00 |
| 8-12 inch, S. or C. | | 1.00 | 8.00 |
| 12-18 inch, C. T. | | 1.50 | 12.00 |
| 3-4 feet, B&B | 1.00 | 8.50 | |
| 4-5 feet, B&B | 1.25 | 10.00 | |

CALLISTEMON (Bottle Brush)

| | | | |
|------------------------------|--|------|-------|
| 12-18 inch, 3-inch pot | | 1.25 | 10.00 |
|------------------------------|--|------|-------|

CAMELLIA THEA (Tea Plant)

White sweet-scented flowers in late Fall. Commercial tea is made out of this leaves.

| | | | |
|-----------------------|-----|------|------|
| 8-12 inch, S. | | .50 | 4.00 |
| 12-18 inch, B&B | .35 | 2.50 | |
| 18-24 inch, B&B | .50 | 4.00 | |
| 2-3 feet, B&B | .65 | 5.00 | |

CLEYARA JAPONICA

An excellent compact growing medium sized evergreen with thick glossy leaves which turn red before falling. Creamy white flowers in late Spring. Our plants are cutting grown from selected specimen of exceptional merits.

| | | | |
|-----------------------|------|-------|-------|
| 6-8 inch, C. T. | | 1.00 | 8.00 |
| 8-12 inch, C. T. | | 1.20 | 10.00 |
| 2-3 feet, B&B | 1.00 | 8.50 | |
| 3-4 feet, B&B | 1.50 | 12.50 | |

COTONEASTER FRANCHETTI

One of best cotoneaster in lower South, being compact free grower with deep orange berries.

| | Each | 10 | 100 |
|---------------------|------|------|------|
| 4-6 inch, S. | | .60 | 5.00 |
| 6-8 inch, S. | | .75 | 6.00 |
| 8-12 inch, S. | | 1.00 | 8.00 |
| 2-3 feet, B&B | .75 | 6.00 | |
| 3-4 feet, B&B | 1.00 | 8.50 | |

COTONEASTER PANONA

Similar to above with silvery colored leaves.

Prices are same as Franchetti.

DAPHNIPHYLLUM MACROPODUM

Small size evergreen tree with beautiful leaves which come out in cluster at terminal shoots. Highly ornamental and very new.

| | | | |
|------------------------|------|-------|-------|
| 8-12 inch, S. T. | | 1.50 | 12.00 |
| 12-18 inch, S. T. | | 1.75 | 15.00 |
| 2-3 feet, B&B | 1.50 | 12.50 | |

ELAEAGNUS PUNGEN

Transplant easily, doing well either in sun or shade.

| | | | |
|----------------------|-----|------|------|
| 4-6 inch, C. T. | | .60 | 5.00 |
| 6-8 inch, C. T. | | .75 | 6.00 |
| 8-12 inch | | 1.00 | 8.00 |
| 2-3 feet, B&B | .75 | 6.00 | |

ELAEAGNUS PUNGEN AUREA-VARIEGATA

Highly colored yellow variegation of this leaves will not fade in full sun but hold its color all year round.

| | | | |
|----------------------|------|------|------|
| 4-6 inch, C. T. | | .75 | 6.00 |
| 6-8 inch, C. T. | | 1.00 | 8.00 |
| 2-3 feet, B&B | 1.00 | 8.50 | |

ERIOBOTRYA JAPONICA (Loquat)

Hardy, small size evergreen tree, with large leaves which are coated with thick, tiny gray colored hair underneath. Cluster of fragrant white flowers followed by yellow delicious fruit of about plum size.

| | | | |
|----------------------|------|-------|------|
| 4-6 inch, S. T. | | .75 | 6.00 |
| 5-8 inch, S. T. | | 1.00 | 8.00 |
| 2-3 feet, B&B | 1.00 | 7.50 | |
| 3-4 feet, B&B | 1.50 | 12.50 | |

EURYA JAPONICA

Slow compact growing shrub clothed thickly with dark green glossy small leaves of highly ornamental value. Those who are seeking newer evergreen will do well to try some.

| | | | |
|-----------------------|------|------|-------|
| 6-8 inch, C. T. | | 1.25 | 10.00 |
| 12-18 inch, B&B | .75 | 6.00 | |
| 18-24 inch, B&B | 1.00 | 8.00 | |

EUONYMUS VEGETUS (Bigleaf Wintercreeper)

Very hardy creeper with dark green leaves doing well in lower South.

| | | | |
|-----------------------|-----|------|------|
| 8-12 inch, C. T. | | 1.00 | 8.00 |
| 12-18 inch, B&B | .45 | 3.50 | |

FEIJOA SELLOWIANA (Pineapple Guava)

Compact growing shrub with light green leaves of silvery color underneath. Pretty purplish flowers in late Spring. Stand about zero weather.

| | | | |
|----------------------|------|------|------|
| 6-8 inch, S. T. | | 1.00 | 8.00 |
| 2-3 feet, B&B | .75 | 6.00 | |
| 3-4 feet, B&B | 1.00 | 8.50 | |

GARDENIA FLORIDA (Cape Jasmine)

We offer excellent value in this popular flower plant. Our B&B plants are all with flower buds.

| | | | |
|------------------------|-----|------|------|
| 4-6 inch, C. T. | | .40 | 3.00 |
| 6-8 inch, C. T. | | .50 | 4.00 |
| 8-12 inch, C. T. | | .75 | 6.00 |
| 12-18 inch, C. T. | | 1.00 | 8.00 |
| 12-18 inch, B&B | .35 | 2.50 | |
| 18-24 inch, B&B | .45 | 4.00 | |
| 2-3 feet, B&B | .65 | 5.00 | |

GARDENIA "MYSTERY"

Flowers are larger and more attractive than ordinary Gardenia Florida, and excellent grower.

| | | | |
|---------------------------------|--|------|-------|
| 3-inch pots | | 2.50 | 20.00 |
| 12 inch, bushy, bed grown | | 3.50 | 30.00 |

GARDENIA RADICAN

Dwarf growing Cape Jasmine with small size variegated leaves and waxy white fragrant flowers.

| | | | |
|---------------------------|------|------|------|
| | Each | 10 | 100 |
| 4-6 inch, C. T. | | .60 | 5.00 |
| 6-8 inch, C. T. | | .75 | 6.00 |
| 12-inch spread, B&B | .50 | 3.50 | |

GARDENIA VEITCHII

Winter blooming Gardenia used extensively by florists. Our strain bloom almost continually. Cannot stand but a few degrees of frost. We offer well pinched pot bound healthy plants only.

| | | | |
|--|--|------|-------|
| 4-6 inch, 2-inch pot | | 1.00 | 7.50 |
| 6-8 inch, 2½ inch pot | | 1.25 | 9.00 |
| 8-10 inch, 3-inch pot | | 1.75 | 14.00 |
| Strong rooted cuttings, \$4.00 per 100; \$30.00 per 1000 | | | |

ILEX CASSINA (Dahoon Holly)

Similar to following kind with the exception of wider leaves of paler color. These are well berried plants at following prices.

| | | |
|---------------------|------|-------|
| 2-3 feet, B&B | 1.00 | 8.50 |
| 3-4 feet, B&B | 1.25 | 10.00 |

ILEX CASSINA ANGUSTIFOLIA

Leaves are narrow and two to three inches long. Bear deep red berries very young and most profusely. Having smaller leaves than above kind, berries show up better and one of very best berry bearing plants.

| | | | |
|-----------------------------------|------|-------|-------|
| 4-6 inch, C. T. | | .75 | 6.00 |
| 6-8 inch, C. T. | | 1.00 | 8.00 |
| 8-12 inch, C. T. | | 1.20 | 10.00 |
| 2-3 feet, B&B, with berries | 1.00 | 8.50 | |
| 3-4 feet, B&B, with berries | 1.25 | 10.00 | |

ILEX CORNUTA BUFORDI

ILEX CORNUTA FEMINA

Showiest holly in the South and perfectly at home from Gulf Coast to New Jersey. Cuttings from bearing plants with highly glossy leaves. Some plants have regular holly shaped leaves with several spines but some have entire shiny leaves without any spine except one and is called by some nurserymen as "Bufordi". We can offer both kinds at same price.

| | | | |
|-----------------------------|------|-------|-------|
| 6-8 inch, C. T. | | 1.50 | 12.00 |
| 6-8 inch, 2½-inch pot | | 1.75 | 15.00 |
| 8-12 inch, C. T. | | 1.75 | 15.00 |
| 18-24 inch, B&B | 1.25 | 10.00 | |
| 2-3 feet, B&B | 1.75 | 15.00 | |
| 3-4 feet, B&B | 2.50 | 20.00 | |

ILEX CRENATA

Dwarf slow growing holly of extreme hardiness.

| | | | |
|-----------------------|--|------|------|
| 6-8 inch, S. T. | | .75 | 6.00 |
| 8-12 inch, S. T. | | 1.00 | 8.00 |

ILEX CRENATA BULLATA

An excellent new variety with leaves of high gloss and convex in center. Slow and dwarf and ideally suited for rock and Japanese gardens. Supply is very limited.

| | | | |
|-----------------------|--|------|-------|
| 4-6 inch, C. T. | | 1.00 | 8.00 |
| 6-8 inch, C. T. | | 1.20 | 10.00 |
| 8-12 inch, C. T. | | 1.50 | 12.00 |

ILEX CRENATA MYCROPYLLA

Very small leaved type of Crenata used extensively in East.

| | | | |
|--------------------------------|-----|------|-------|
| 6-8 inch, C. T. | | 1.00 | 8.00 |
| 8-12 inch, C. T. | | 1.20 | 10.00 |
| 12-18 inch, B&B, Clipped | .75 | 6.00 | |

ILEX CRENATA ROTUNDIFOLIA

Very hardy holly with black berries and round box-wood like leaves. Very desirable.

| | | | |
|-----------------------|-----|------|------|
| 4-6 inch, C. T. | | .60 | 5.00 |
| 6-8 inch, C. T. | | .75 | 6.00 |
| 8-12 inch, C. T. | | 1.00 | 8.00 |
| 12-18 inch, B&B | .45 | 3.50 | |
| 18-24 inch, B&B | .60 | 5.00 | |

ILEX OPACA FEMINA (American Holly)

Seedling holly cannot be depended upon bearing because there are both male and female plants but we propagate from cuttings of best bearing female plants.

| | Each | 10 | 100 |
|------------------------|------|-------|-------|
| 4-6 inch, C. T. | | .75 | 6.00 |
| 6-8 inch, C. T. | | 1.00 | 8.00 |
| 8-12 inch, C. T. | | 1.20 | 10.00 |
| 12-18 inch, C. T. | | 1.75 | 15.00 |
| 3-4 feet, B&B | 1.25 | 10.00 | |
| 4-5 feet, B&B | 1.50 | 12.50 | |

ILEX VOMITORIA FEMINA (Yaupon)

Cuttings were taken from heavy bearing plants to insure best bearing.

| | | | |
|-----------------------|------|-------|------|
| 6-8 inch, C. T. | | .75 | 6.00 |
| 8-12 inch, C. T. | | 1.00 | 8.00 |
| 2-3 feet, B&B | 1.00 | 8.50 | |
| 3-4 feet, B&B | 1.25 | 10.00 | |

ILLICIUM ANISATUM (Anise Tree)

Beautiful upright evergreen with clean, broad leaves which is highly scented when bruised. Very hardy.

| | | | |
|----------------------|------|------|------|
| 6-8 inch, C. T. | | .75 | 6.00 |
| 3-4 feet, B&B | 1.00 | 8.50 | |

JASIMINUM FLORIDUM

Arched branches are clothed with dark green leaves and yellow flowers good part of Summer. Hardy South of Washington.

JASIMINUM PRIMULINUM (Primrose Jasmine)

Very graceful fast growing semi-erect evergreen with yellow flowers.

Prices of above two kinds:—

| | | | |
|------------------------|-----|------|------|
| 6-8 inch, C. T. | | .50 | 4.00 |
| 8-12 inch, C. T. | | .75 | 6.00 |
| 12-18 inch, C. T. | | .85 | 7.00 |
| 18-24 inch, B&B | .35 | 2.50 | |
| 2-3 feet, B&B | .50 | 4.00 | |

LAURUCERASUS CAROLINANA (Cherry Larel)

| | | | |
|-----------------------|-----|------|------|
| 6-8 inch, S. | | .40 | 3.00 |
| 8-12 inch, S. | | .60 | 5.00 |
| 18-24 inch, B&B | .50 | 4.00 | |
| 2-3 feet, B&B | .65 | 5.00 | |
| 3-4 feet, B&B | .90 | 7.50 | |

LAURUS OFFICINALE (English Laurel)

Medium size shrub doing well from Gulf Coast to Virginia. Dark green large leaves.

| | | | |
|------------------------|-----|------|-------|
| 6-8 inch, C. T. | | .75 | 6.00 |
| 8-12 inch, C. T. | | 1.00 | 8.00 |
| 12-18 inch, C. T. | | 1.25 | 10.00 |
| 18-24 inch, B&B | .60 | 5.00 | |
| 2-3 feet, B&B | .75 | 6.00 | |

LIGUSTRUM CORIACEUM

Very dwarf ligustrum with crinkled, thick dark foliage making it suitable for rock garden.

| | | | |
|-----------------------|-----|------|-------|
| 4-6 inch, C. T. | | .75 | 6.00 |
| 6-8 inch, C. T. | | 1.00 | 8.00 |
| 8-12 inch, C. T. | | 1.50 | 12.00 |
| 12-18 inch, B&B | .75 | 6.00 | |

LIGUSTRUM JAPONICUM

Fast growing large size shrub suitable for back ground and border, etc.

| | | | |
|---------------------|-----|------|------|
| 6-8 inch, S. | | .35 | 2.00 |
| 8-12 inch, S. | | .50 | 3.00 |
| 12-18 inch, S. | | .75 | 5.00 |
| 3-4 feet, B&B | .75 | 6.00 | |

LIGUSTRUM CILIATUM VARIEGATUM

Spreading shrub with round variegated leaves.

LIGUSTRUM LUCIDUM COMPACTUM

Well known Wax Privet so extensively planted in last few years. There is hardly any other broad leaved evergreen received greater attention by public of recent years but use can still be increased. Our Wax Privets are well known to have exceptionally good color and texture of foliage and compactness of bush. Our field grown plants are well pinched and shapely.

LIGUSTRUM LUCIDUM PYRAMIDALIS (Upright Privet)

There are several types of Pyramidal form of Wax Privet, but ours have darkest green foliage of roundish form and very thick and while decidedly upright in form, yet quite compact.

LIGUSTRUM LUCIDUM REPANDA (Crinkle Privet)

Rather upright and spreading with waxy crinkled narrow leaves and very graceful.

Prices of above four Ligustrums:—

| | Each | 10 | 100 |
|----------------------------------|------|------|-------|
| 4-6 inch, strong rooted cuttings | | .35 | 2.00 |
| 6-8 inch, C. T. | | .50 | 4.00 |
| 8-12 inch, C. T. | | .75 | 6.00 |
| *12-18 inch, C. TT., Field | | 1.50 | 12.00 |
| *18-24 inch, C. TT., Field | | 2.00 | 15.00 |
| 18-24 inch, B&B | .40 | 3.50 | |
| 2-3 feet, B&B | .50 | 4.00 | |
| 3-4 feet, B&B | .75 | 6.00 | |
| 5-6 feet, B&B | 1.00 | 8.50 | |

LIGUSTRUM QUIHOI PENDULUM (Weeping Everblooming Chinese Privet)

Will make ideal ground cover plants especially on banks. Very hardy and little known.

| | | | |
|------------------------|-----|------|------|
| 8-12 inch, C. T. | | .75 | 6.00 |
| 12-18 inch, C. T. | | 1.00 | 8.00 |
| 2-3 feet, B&B | .50 | 4.00 | |

MAGNOLIA FUSCATA (Banana Shrub)

Noted by yellowish-white flowers of banana-like fragrance. Very attractive shrub.

| | | | |
|-----------------------|------|-------|-------|
| 6-8 inch, C. T. | | 1.00 | 8.00 |
| 8-12 inch, C. T. | | 1.20 | 10.00 |
| 2-3 feet, B&B | 1.00 | 8.50 | |
| 3-4 feet, B&B | 1.25 | 10.00 | |

MAGNOLIA GLAUCA (White Bay)

Start blooming very young. Used as understock also.

| | | | |
|---------------------|--|-----|------|
| 8-12 inch, S. | | .75 | 6.00 |
| 12-18 inch, S. | | .85 | 7.00 |

MAGNOLIA GRANDIFLORA (Bull Bay)

Our specimen plants were transplanted two and three times.

| | | | |
|---------------|------|-------|--|
| 2-3 feet, B&B | .65 | 5.00 | |
| 3-4 feet, B&B | .90 | 7.50 | |
| 4-5 feet, B&B | 1.25 | 10.00 | |
| 5-7 feet, B&B | 1.50 | 12.50 | |

MAGNOLIA SOULANGEANA (See page 17)

MAHONIA BEALEI (M. Japonica)

Thick green foliage spread out in Nandina fashion. Cluster of yellow flowers in winter is followed by attractive purple berries. Does best in partial shade.

| | | | |
|-----------------------|-----|------|-------|
| 6-8 inch, S. T. | | 1.00 | 8.00 |
| 8-12 inch, S. T. | | 1.20 | 10.00 |
| 12-18 inch, B&B | .50 | 4.00 | |

MALPIGHIA GLABRA (Barbadoe Cherry)

Small Crape Myrtle-like pink flowers are followed by bright red berries, often blooming and bearing at the same time. Rather tender but when killed back to ground they will shoot up in Spring and bloom in same Summer.

| | | | |
|----------------------|-----|------|------|
| 4-6 inch, C. T. | | .60 | 5.00 |
| 6-8 inch, C. T. | | .75 | 6.00 |
| 18-24 inch, B&B | .75 | 6.00 | |

NANDINA DOMESTICA

Well known red berry bearing plants. Our B&B plants are with several canes and with berry early in season.

| | | | |
|-----------------------|------|------|------|
| 6-8 inch, S. T. | | .75 | 6.00 |
| 8-12 inch, S. T. | | 1.00 | 8.00 |
| 12-18 inch, B&B | .30 | 2.50 | |
| 18-24 inch, B&B | .40 | 3.50 | |
| 2-3 feet, B&B | .60 | 5.00 | |
| 3-4 feet, B&B | 1.00 | 8.00 | |

OSMANTHUS AMERICANA

Fast growing shrub with three inch long leaves with fragrant white flowers in fall. Can stand zero weather.

OSMANTHUS FORTUNI (Tea Olive)

Hardy south of Washington, D. C. Beautiful holly-like leaves and fragrant white flowers in late Fall. One of best broad leaved evergreens.

OSMANTHUS FRAGRANCE (Sweet Olive)

Similar to above two kinds but blooms almost continually all winter and very fragrant. We have this year splendid lots of both lining out and specimen plants to offer.

Prices of all Osmanthus:—

| | Each | 10 | 100 |
|-----------------------------------|------|-------|-------|
| 4-6 inch, C. T. | | .75 | 6.00 |
| 6-8 inch, C. T. | | 1.00 | 8.00 |
| 8-12 inch, C. T. | | 1.20 | 10.00 |
| 12-18 inch, C. T. Field grown ... | | 1.75 | 15.00 |
| 2-3 feet, B&B | 1.00 | 8.50 | |
| 3-4 feet, B&B | 1.50 | 12.50 | |

PHOTINIA GLABRA

New growth of this plant is vivid red and very attractive among other evergreens during growing season. Should be clipped often to induce more new growth.

| | | | |
|------------------------|-----|------|------|
| 6-8 inch, C. T. | | .50 | 4.00 |
| 8-12 inch, C. T. | | .75 | 6.00 |
| 12-18 inch, C. T. | | 1.00 | 8.00 |
| 2-3 feet, B&B | .65 | 5.00 | |
| 3-4 feet, B&B | .90 | 7.50 | |

PHOTINIA SERRULATA (Low Photinia)

Large shrub with dark green good size serrulated leaves, which will turn often red in fall. Cluster of white flowers followed by red berries.

| | | | |
|------------------------|-----|------|-------|
| 6-8 inch, S. T. | | .75 | 6.00 |
| 8-12 inch, S. T. | | 1.00 | 8.00 |
| 12-18 inch, S. T. | | 1.50 | 12.00 |
| 2-3 feet, B&B | .60 | 5.00 | |
| 3-4 feet, B&B | .75 | 6.00 | |

PITTOSPORUM TOBIRA

| | | | |
|-------------------------------|-----|------|-------|
| 6-8 inch, C. T. | | .75 | 6.00 |
| 8-12 inch, C. T. | | 1.00 | 8.00 |
| 12-18 inch, C. T. Field | | 1.50 | 12.00 |
| 18-24 inch, B&B | .60 | 5.00 | |
| 2-3 feet, B&B | .75 | 6.00 | |

PYRACANTHA LALANDI

Winter berried plants are getting more popular all the time and specially Pyracanthas. Lalandi is very hardy and safe south of Philadelphia. Orange colored berries after August.

PYRACANTHA FORMOSANA

By far the showiest of all Pyracantha but is not very hardy and unsafe north of Montgomery. Largest clusters of bright red berries.

PYRACANTHA KANSUENSIS

Berries are small but very heavy bearer of deep red berries which covers the entire plant.

PYRACANTHA YUNNANENSIS

Spreading type with coral-red berries and quite hardy. Very popular.

Prices of all Pyracanthas:—

| | | | |
|-----------------------|------|------|------|
| 6-8 inch, C. T. | | .75 | 6.00 |
| 8-12 inch, C. T. | | 1.00 | 8.00 |
| 2-3 feet, B&B | .75 | 6.00 | |
| 3-4 feet, B&B | 1.00 | 8.50 | |

ROSA ROULETTI

Very dwarf form of Rose which are evergreen in lower South, with small rose-pink flowers almost continually. Quite a novelty as pot or rock garden plants. All our plants are with flower buds.

| | | | |
|------------------|--|------|-------|
| 2-inch pot | | 1.00 | 8.00 |
| 3-inch pot | | 1.75 | 15.00 |

SERISSA FOETIDA VARIEGATA

Dwarf spreading shrub with small variegated leaves and Abelia-like flowers most of Summer. Make excellent hedge.

| | | | |
|-----------------------|-----|------|------|
| 4-6 inch, C. T. | | .40 | 3.00 |
| 6-8 inch, C. T. | | .50 | 4.00 |
| 18-24 inch, B&B | .40 | 3.50 | |

STRANVAESIA DAVIDIANA

Very hardy evergreen with large cluster of red berries. Old leaves also turn red.

| | | | |
|-----------------------|------|------|-------|
| 6-8 inch, C. T. | | 1.00 | 8.00 |
| 8-12 inch, C. T. | | 1.20 | 10.00 |
| 2-3 feet, B&B | 1.00 | 8.50 | |

VIBURNUM MACROPHYLLUM

Small size tree with large size very glossy leaves and cluster of white flowers.

VIBURNUM ODORATISSIMUM

Similar to above with more rounded leaves of lighter color not glossy. Looks much like English Laurel and fast grower.

Prices of above two Viburnums:—

| | Each | 10 | 100 |
|----------------------|------|------|------|
| 6-8 inch, C. T. | | .50 | 4.00 |
| 2-3 feet, B&B | .75 | 6.00 | |

VIBURNUM SUSPENSUM

Dwarf growing compact bush with clusters of suspended white flowers in late Fall.

VIBURNUM TINUS (Laurestinus)

Compact growing shrub with small shiny leaves. Clusters of pinkish-white flowers at terminals of shoots during Winter months. One of most desirable plants.

Prices of above two Viburnums:—

| | | | |
|-----------------------|-----|------|------|
| 4-6 inch, C. T. | | .60 | 5.00 |
| 6-8 inch, C. T. | | .75 | 6.00 |
| 8-12 inch, C. T. | | 1.00 | 8.00 |
| 18-24 inch, B&B | .60 | 5.00 | |
| 2-3 feet, B&B | .75 | 6.00 | |

CONIFERS

We have many varieties not listed here in smaller quantity but will be pleased to quote on them.

CEDRUS DEODARA

| | | | |
|------------------------|-----|------|-------|
| 6-8 inch, S. T. | | .75 | 6.00 |
| 8-12 inch, S. T. | | 1.00 | 8.00 |
| 12-18 inch, S. T. | | 1.50 | 12.00 |
| 18-24 inch, B&B | .50 | 4.00 | |
| 2-3 feet, B&B | .75 | 6.00 | |

CUNNINGHAMIA LANCEOLATA (Chinese Fir)

| | | |
|-----------------------|------|------|
| 18-24 inch, B&B | .45 | 3.50 |
| 2-3 feet, B&B | .60 | 5.00 |
| 3-4 feet, B&B | .75 | 6.00 |
| 4-6 feet, B&B | 1.00 | 8.50 |

CUPRESSUS SEMPERVIRENS ROYALI (Royal Italian Cypress)

Cutting grown very narrow type of absolute uniformity.

| | | | |
|-----------------------|------|-------|-------|
| 6-8 inch, C. T. | | 1.00 | 8.00 |
| 8-12 inch, C. T. | | 1.20 | 10.00 |
| 3-4 feet, B&B | 1.00 | 8.50 | |
| 4-5 feet, B&B | 1.25 | 10.00 | |

JUNIPERUS CHINENSIS ALBO VARIEGATA

Slow growing conical shaped Juniper with much creamy white variegation making very attractive subject.

| | | | |
|-----------------------|------|------|-------|
| 4-6 inch, C. T. | | .75 | 6.00 |
| 6-8 inch, C. T. | | 1.00 | 8.00 |
| 8-12 inch, C. T. | | 1.20 | 10.00 |
| 18-24 inch, B&B | .75 | 6.00 | |
| 2-3 feet, B&B | 1.00 | 8.50 | |

JUNIPERUS CHINENSIS Densa GLAUCA

Similar to above but with solid deep blue hue which will not turn brown in coldest weather. More silvery blue than Silver Red Cedar, and much more compact.

Prices are same as above.

JUNIPERUS C. FEMINA (J. Sylvestris)

One of best conifers in the South, with light green leaves of both scale-like and smooth types. Can withstand city conditions and very hardy.

| | | | |
|-----------------------|------|-------|-------|
| 6-8 inch, C. T. | | 1.00 | 8.00 |
| 8-12 inch, C. T. | | 1.20 | 10.00 |
| 2-3 feet, B&B | 1.00 | 8.50 | |
| 3-4 feet, B&B | 1.25 | 10.00 | |

JUNIPERUS C. JAPONICA PROCUMBENS (Creeping Juniper)

Very hardy prostrate Juniper with scale-like leaves of blue-green.

| | Each | 10 | 100 |
|-----------------------|------|-------|-------|
| 6-8 inch, C. T. | | 1.00 | 8.00 |
| 8-12 inch, C. T. | | 1.20 | 10.00 |
| 2-3 feet, B&B | 1.00 | 8.50 | |
| 3-4 feet, B&B | 1.25 | 10.00 | |

JUNIPERUS CHINENSIS PFITZERIANA

Our specimen Pfitzers are very shapely; spreading to four directions.

| | | | |
|-----------------------|-----|------|------|
| 6-8 inch, C. T. | | .75 | 6.00 |
| 8-12 inch, C. T. | | 1.00 | 8.00 |
| 18-24 inch, B&B | .50 | 4.00 | |
| 2-3 feet, B&B | .75 | 6.00 | |

JUNIPERUS C. SARGENTI

One of best creeping Junipers of great hardiness.
Prices are same as Japanese Creeping Juniper.

JUNIPERUS COMMUNIS

Column type English Juniper of blueish hue, withstanding heat of Southern sun and hardy in extreme North.

| | | | |
|------------------------|-----|------|-------|
| 6-8 inch, C. T. | | .75 | 6.00 |
| 8-12 inch, C. T. | | 1.00 | 8.00 |
| 12-18 inch, C. T. | | 1.20 | 10.00 |
| 2-3 feet, B&B | .50 | 4.00 | |
| 3-4 feet, B&B | .75 | 6.00 | |

JUNIPERUS C. DEPRESSA PLUMOSA (Andorrah Juniper)

Light green summer foliage will turn into deepest plum color in Winter. Decidedly prostrate growth.

Prices are same as above.

JUNIPERUS CONFERTA (Shore Juniper)

Spreading Juniper with pea-green foliage will not turn brown in Winter and do well on sandy soil or clay.

Prices are same as above.

JUNIPERUS EXCELSA STRICTA (Spiny Greek)

Symmetrical grower of conical outline.

| | | | |
|-----------------------|------|------|------|
| 6-8 inch, C. T. | | .75 | 6.00 |
| 8-12 inch, C. T. | | 1.00 | 8.00 |
| 18-24 inch, B&B | .60 | 5.00 | |
| 2-3 feet, B&B | .75 | 6.00 | |
| 3-4 feet, B&B | 1.00 | 8.50 | |

JUNIPERUS JAPONICA OBLONGA

Semi-elect dwarf Juniper of unique shape with fine smooth leaves.

| | | | |
|-----------------------|------|------|-------|
| 6-8 inch, C. T. | | 1.00 | 8.00 |
| 8-12 inch, C. T. | | 1.20 | 10.00 |
| 2-3 feet, B&B | 1.00 | 8.50 | |

JUNIPERUS SABINA

JUNIPERUS SABINA VON EHRON

JUNIPERUS VIRGINIANA CONARTI

JUNIPERUS VIRGINIANA GLAUCA (Silver Red Cedar)

| | | |
|---------------------|------|-------|
| 2-3 feet, B&B | 1.00 | 8.50 |
| 3-4 feet, B&B | 1.25 | 10.00 |
| 4-5 feet, B&B | 1.75 | 15.00 |

PODOCARPUS SINENSIS (Japanese Yew)

One of largest leaved conifers with two to three inch long and half inch wide leaves looks almost like broad-leaved evergreen. Can be pruned to any desired shape and do well either in sun or dark shade.

| | | | |
|------------------------|------|------|------|
| 6-8 inch, S. T. | | .50 | 4.00 |
| 8-12 inch, S. T. | | .75 | 6.00 |
| 12-18 inch, S. T. | | 1.00 | 8.00 |
| 2-3 feet, B&B | .75 | 6.00 | |
| 3-4 feet, B&B | 1.00 | 8.50 | |

RETINOSPORA ERICOIDES

Fast and upright grower with feathery-bluish foliage. Can be pruned into Royal Italian shape and our specimen sizes are sheared plants.

| | Each | 10 | 100 |
|-----------------------|------|------|------|
| 6- 8inch, C. T. | | .75 | 6.00 |
| 8-12 inch, C. T. | | 1.00 | 8.00 |
| 3-4 feet, B&B | .75 | 6.00 | |
| 4-5 feet, B&B | 1.00 | 8.50 | |

RETINOSPORA LEPTOCLADA

Very similar in texture and outline of Rosedale Arborvitae. Bluish-green in Summer but turn deep plum color in Winter and not brown color, which is not liked. Same as above prices.

RETINOSPORA PLUMOSA AUREA

Very feathery growth are tipped with golden color during growing season.

RETINOSPORA SQUAROSSA VEITCHII

Rapid grower with silvery foliage and very handsome. Shear well.

Prices of above two Retinosporas:—

| | | | |
|----------------------|-----|------|------|
| 6-8 inch, C. T. | | .50 | 4.00 |
| 2-3 feet, B&B | .50 | 5.00 | |
| 3-4 feet, B&B | .75 | 6.00 | |

THUYA ORIENTALIS AUREA CONSPICUA

Upright and columnar with golden-yellow foliage. Our B&B plants are grafted plants.

| | | | |
|-----------------------|------|-------|-------|
| 6-8 inch, C. T. | | 1.00 | 8.00 |
| 8-12 inch, C. T. | | 1.20 | 10.00 |
| 3-4 feet, B&B | 1.00 | 8.50 | |
| 4-5 feet, B&B | 1.25 | 10.00 | |

THUYA O. AUREA NANA (Berckman's Golden)

Well known dwarf Golden Arborvitae. Our lining out size plants were rooted in greenhouses and transplanted in open beds under full sun and compact hardy plants.

| | | | |
|-----------------------|-----|------|-------|
| 4-6 inch, C. T. | | .75 | 6.00 |
| 6-8 inch, C. T. | | 1.00 | 8.00 |
| 8-12 inch, C. T. | | 1.25 | 10.00 |
| 18-24 inch, B&B | .50 | 4.00 | |
| 2-3 feet, B&B | .75 | 6.00 | |

THUYA O. BAKERI

Upright fast grower. Well hardened bed and field grown plants.

| | | | |
|------------------------|-----|------|-------|
| 6-8 inch, C. T. | | .75 | 6.00 |
| 8-12 inch, C. T. | | 1.00 | 8.00 |
| 12-18 inch, C. T. | | 1.25 | 10.00 |
| 3-4 feet, B&B | .50 | 4.00 | |
| 4-5 feet, B&B | .75 | 6.00 | |

THUYA O. BONITA

Compact and round. Will retain light green color all year round.

| | | | |
|-----------------------|-----|------|------|
| 6-8 inch, C. T. | | .75 | 6.00 |
| 8-12 inch, C. T. | | 1.00 | 8.00 |
| 18-24 inch, B&B | .40 | 3.50 | |
| 2-3 feet, B&B | .60 | 5.00 | |

THUYA ORIENTALIS COMPACTA

Very good compact seedlings from our own seed and most of them will be similar to Bonita, but some taller.

| | | | |
|-----------------------|--|-----|------|
| 6-8 inch, S. T. | | .50 | 4.00 |
| 8-12 inch, S. T. | | .75 | 6.00 |

THUYA O. RAMSEY HYBRID

A fast growing Arborvitae, similar in outline to cypress with thread-like foliage.

| | | | |
|------------------|--|------|-------|
| 8-12 inch | | 1.00 | 8.00 |
| 12-18 inch | | 1.25 | 10.00 |

THUYA O. ROSEDALE

This soft, bluish Arborvitae is subject to the attack of aphid and do not last long, but wherever they do well, this is one of most beautiful plants.

| | | | |
|-----------------------|-----|------|------|
| 6-8 inch, C. T. | | .50 | 4.00 |
| 8-12 inch, C. T. | | .75 | 6.00 |
| 18-24 inch, B&B | .40 | 3.50 | |
| 2-3 feet, B&B | .65 | 5.00 | |

DECIDUOUS PLANTS

CYDONIA JAPONICA (Japan Quince)

| | Each | 10 | 100 |
|---------------------|------|----|-------|
| 12-18 inch, T. | 1.50 | | 10.00 |
| 18-24 inch, T. | 2.00 | | 15.00 |

GINKGO BILOBA (Maiden Hair Tree)

| | | | |
|------------------------------------|------|--|------|
| 8-12 inch, 2-year seedlings | .75 | | 5.00 |
| 12-18 inch, 2-year seedlings | 1.00 | | 7.00 |

KOLKWITZIA AMABILIS (Beauty Bush)

Funnel-shaped pink flowers are borne profusely on arching graceful branches. Very hardy.

| | | | |
|------------------------|------|--|-------|
| 18-24 inch, C. T. | 2.00 | | 15.00 |
| 2-3 feet, Bushy | 2.50 | | 20.00 |

LAGERSTROMIA INDICA (Crape Myrtle)

Watermelon, Red and Pink.

| | | | |
|----------------|------|--|-------|
| 1-2 feet | 1.20 | | 10.00 |
| 2-3 feet | 1.75 | | 15.00 |
| 3-4 feet | 2.50 | | 20.00 |

LONICERA FRAGRANTISSIMA (Winter Honey-suckle)

Fragrant creamy-white flowers in mid-winter. Strong compact upright grower.

| | | | |
|------------------------|------|--|-------|
| 18-24 inch, C. T. | 1.50 | | 10.00 |
| 2-3 feet, C. T. | 2.00 | | 15.00 |

MAGNOLIAS, (See pages 16-17)

MALUS, Flowering Crab-Apple

Atrosanguinea (Brilliant Carmine).

Coronaria (White and Pink flowers, very fragrant).

Floribunda (White flowers with pink buds).

Micromalus (Pink flowers, dwarf grower).

Niedzwetzkyana (Deep red early).

Scheideckeri (Pink flowers).

| | | | |
|---------------------------|------|--|-------|
| 18-24 inch, Grafted | 1.50 | | 12.00 |
| 2-3 feet, Grafted | 2.00 | | 15.00 |
| 3-4 feet, Grafted | 2.50 | | 20.00 |

PRUNUS GRADULOSA (Double-flowering Almond)

In early Spring, before leaves appear, the entire bush is covered with small beautiful double pink flowers.

| | | | |
|------------------------|------|--|-------|
| 12-18 inch, C. T. | 1.75 | | 15.00 |
| 18-24 inch, C. T. | 2.50 | | 20.00 |

PRUNUS TOMENTOSA (Nanking Cherry)

A very desirable shrub with small white flowers followed by showy edible red fruits.

| | | | |
|-------------------------|------|--|-------|
| 12-18 inch | 1.50 | | 12.00 |
| 18-24 inch, bushy | 2.00 | | 15.00 |

PRUNUS TRILOBA PLENA (Double Flowering Plum)

Profusion of double pink flowers cover the entire plant in early Spring.

| | | | |
|------------------|------|--|-------|
| 18-24 inch | 2.50 | | 20.00 |
|------------------|------|--|-------|

ROSA ROULETTI (See Page 23)

SPIREA ANTHONY WATERER

| | Each | 10 | 100 |
|----------------------------------|------|------|-------|
| 15-18 inch, very bushy, TT. | | 1.75 | 12.50 |
| 18-24 inch, very bushy, TT. | | 2.25 | 17.50 |

SPIREA KOREANA (Spirea Trichocarpa)

An improvement of Spirea Van Houtti.

| | | |
|-------------------------|------|-------|
| 12-18 inch, Field | 1.50 | 12.50 |
| 18-24 inch, Field | 2.00 | 15.00 |

SPIREA PLUNIFOLIA FLORE PLENO

Very handsome, early flower shrub with dark green shining foliage. Very double pure white flowers cover the entire bush. Do not root from hard-wood cuttings.

| | | |
|------------------------|------|-------|
| 18-24 inch, C. T. | 1.50 | 12.50 |
| 2-3 feet, C. T. | 2.00 | 15.00 |

SPIREA THUMBERGII

| | | |
|-------------------------|------|-------|
| 12-18 inch, Field | 1.25 | 7.50 |
| 18-24 inch, Field | 1.50 | 10.00 |

WISTERIA MULTIJUGA ROSEA (Pink Wisteria)

| | | |
|------------------------------|------|-------|
| 2-year, Grafted, Field | 5.00 | 50.00 |
| 3-year, Grafted, Field | 6.00 | 50.00 |

PALMS, VINES, BULBS, ETC.

AMARYLLIS VITATA

Hybrid of all sorts ranging in color from white to deepest red and intermediate colors. Very large flowers with wide petals.

| | | |
|-----------------------------------|------|-------|
| Three-year old seedlings | 1.00 | 7.00 |
| 4-5 year old blooming bulbs | 3.00 | 25.00 |

ASPIDISTRA LURIDA

| | | |
|-----------------------------|-----|------|
| Price per good leaves | .60 | 4.00 |
|-----------------------------|-----|------|

BAMBUSA ARGENTEA

A clump bamboo with small green canes with green leaves. Very nice for screen.

| | | |
|-----------------------------|------|-------|
| Good size clumps, B&B | 2.50 | 20.00 |
|-----------------------------|------|-------|

BAMBUSA DISTICHA

Smaller than above with ultimate heights of 12 feet, with very fine leaves of highly ornamental value.

| | | |
|-----------------------------|------|------|
| Good size clumps, B&B | 3.00 | 5.00 |
|-----------------------------|------|------|

CHAMAEROPS EXCELLSA PALM (Wind-Mill Palm)

Very hardy, fan-shaped leaf palms with slender trunk, well adapted for street plantings.

| | |
|-----------------------------------|------|
| 6-8 inch, 3-year seedlings | 4.00 |
| 8-12 inch, 3-year seedlings | 6.00 |
| Specimen size from field: | |

| | |
|-----------------------|-------|
| 18-24 inch, B&B | 6.00 |
| 2-3 feet, B&B | 7.50 |
| 3-4 feet, B&B | 10.00 |

COCOS AUSTRALIS PALMS

Recurved leaves are glaucous and very graceful. This is rather a slow grower but never get out of bound and ideal for lawn specimens. Can stand much more cold than Washingtonia and Phoenix palms.

| | |
|-----------------------------------|-------|
| Specimen Cocos Palms from field: | |
| 12-18 inches in height, B&B | 6.00 |
| 18-24 inch, B&B | 7.50 |
| 24-30 inch, B&B | 10.00 |

CORTADERIA ARGENTEA (Pampas Grass)

| | Each | 10 | 100 |
|--------------------------|------|------|-------|
| Good size clump | | 3.50 | 25.00 |
| Good size division | | 2.00 | 15.00 |

HEDERA HELIX (English Ivy)

| | | | |
|------------------------------|--|-----|------|
| 8-12 inch, 2½-inch pot | | .75 | 5.00 |
| 12-18 inch, 3-inch pot | | .90 | 7.00 |

HEMERCOLLIS (Day Lily)

Apricot, low growing early bloomer.

Aurantica, deep reddish-orange.

Florham, large rich, golden yellow.

Fulva, large orange-yellow.

Gold Dust, golden-yellow.

Kwanso, double flowering kind of Fulva.

Minor, golden-yellow. Early.

| | | | |
|-----------------------|--|------|------|
| Medium division | | 1.00 | 7.50 |
|-----------------------|--|------|------|

LIRIOPE

Similar to Ophiopogon Japonicum but with broader and longer leaves of about 12 inches and larger spikes of blue flowers. Excellent for edging and porch plants.

| | | | |
|---------------------|--|------|-------|
| | | 100 | 1000 |
| Medium clumps | | 2.00 | 15.00 |

MILLETIA JAPONICA (Formosa Wisteria)

Vine with compound evergreen leaves and deep purple flowers produced freely during Summer months are very much like ordinary Wisteria. Only offered by two or three firms in this country yet.

| | Each | 10 | 100 |
|---------------------------------|------|------|-------|
| 6-8 inch, C. T. | | 1.50 | 10.00 |
| 8-12 inch, C. T. | | 2.00 | 12.00 |
| 18-24 inch, C. TT., Field | | 3.00 | 20.00 |

OPHIOPOGAN JAPONICUM (Dragon's Beard)

A very low grass like evergreen with spikes of purple flowers, doing well either in dark shade or in full sun. Very valuable as border plants.

| | | | |
|----------------------|--|--|------|
| Small division | | | 2.00 |
| Large division | | | 3.00 |

OPHIOPOGAN JABURAN VARIEGATUS.

A little larger type than above with leaves beautifully variegated with creamy-white. Pretty spikes of blue flowers in July and August make this very attractive as out of door or potted plants.

| | | | |
|---------------------|--|------|-------|
| Medium clumps | | 3.00 | 25.00 |
|---------------------|--|------|-------|

PHILOSTOCHIS AUREA (Giant Japanese Bamboo)

Large growing hardy bamboo, well adapted for Southern United States.

| | | | |
|-------------------------|--|------|-------|
| Underground canes | | 1.50 | 10.00 |
|-------------------------|--|------|-------|

WISTERIA, . (See Page 28)



ILEX CORNUTA FEMINA

-: FALL, 1935 :-

T. KIYONO
R. F. D. CRICHTON, ALA.

Shipping Point, Semmes, Ala.