GHQ/SCAP Records (RG 331, National Archives and Records Service)

Description of contents

(1) Box no. 3012

(2) Folder title/number: (16)
Toyo Kohan K. Kudamatsu Kojyo

(3) Date: May. 1946 - Nov. 1950

(4) Subject:

Classification	Type of record
9230, 9621	c, e, k

(5) Item description and comment:

Yamaguchi

(6) Reproduction: (Yes) No

(7) Film no. Sheet no.

(Compiled by *National Diet Library*)

HEADQUARTERS
CHUGOKU CIVIL AFFAIRS REGION
ECONOMICS SECTION

D/RPL/fk

CCAR 319.1

28 November 1950

SUBJECT: Report of Field Trip, Kudamatsu City, Yamaguchi Prefecture, 15 November 1950

TO : Chief
Economics Section

PREPARED BY: Robert P. Lord, Distribution and Industry Division

1. REFERENCE:

Paragraph 3, C. D. 11, 10 April 1950.

2. PURPOSE:

Inspection of Toyo Kohan, Company. – File

3. BACKGROUND:

Routine.

4. DISCUSSION:

Production For Month of October:

Tin Plate	3203 tons	(70% is sent to can mfg. companies)
Plastic Plate	129 tons	
Sheet Plate	75 tons	
Medium Plate	800 tons	

This plant operates both hot and cold sheet rolling mills. Sheet metal manufactured from cold rolling mill is of higher quality than that of hot rolling mill.

Plant manager states all steel material used at the plant is purchased from Yahata Steel Works. No difficulty is now encountered in supply of steel from the maker.

Thirty (30) red elements were discharged from the plant in October. The discharge was without incident.

5. CONCLUSION:

Plant is staffed with skill laborers and production is progressing smmothly. Plant manager will soon take a two (2) months visit to the United States to observe steel mills in Pittsburgh and New York and he also hopes to purchase some new equipment for the plant while there.

6. RECOMMENDATIONS:

None.

R. P. LORD
Distribution & Industry Division

FIELD TRIP REPORT

R.G. STRADLEY

Kudamatsu
16 August 1950

1. Purpose:

Inspection of Toyo Kohan Company.

2. Background:

Surveillance in accordance to O.D. 11.

3. Discussion:

Conferees:

Mr. Yokayama. Manager and his staff.

The company has increased the production of Tin plate since the outbreak of war in Korea as this item comes under the special demands for the canning industry.

Power situation:

Months	Requirements	Allocations
August 1950	1,115,000 KWH	900,000 KWH
Purchased at excess rate		250,000 KWH

No difficulty with regard to labor was in evidence.

The company has increased the total number of employees by 50 to a total of 1,340 and is to increase 20 more by the end of August 1950. The total number of employees required at the peak operation is estimated at 1,400.

The company paid a dividend of 10% per share per anum covering the period from April 1949 to March 1950.

The thickness of the tin plate being produced by the company is the US Gauge Mean 32 (0.28 mm) or 1/1000 of an inch.

4. Conclusion:

No particular problems were in evidence excepting electric power allocation. The company consumes 1,150,000 KWH per month on an average but expects to require 1,200,000 KWH from November 1950.

5. Recommendations:

The power allocation will be discussed with Hiroshima MITI.

RGS

R. G. STRADLEY
Chief, Distribution and
Industry Division

D/RGS/fk

CHUGOKU

INFORMATION:

O.D. "

JUN 3 1950

ECONOMIC AND SCIENTIFIC SECTION
Industry Division

MMC/NBO/KFC/ns
22 June 50

PLANT INSPECTION REPORT

Date of visit: 8 June 1950

Plant : Toyo Kohan File

The writer visited the plant on the above date, meeting:

Mr. K. Yokoyama - Manager
Mr. J. Yokoyama - Asst. Manager
Mr. Okado - Production Chief

We witnessed the operation of both the hot sheet mills and the cold reversing mill.

The prime yield on the hot reduced tin plate remains at a high level of 77.7% from the sheet bar. Also an average of over 80.0% is being made at the plate mill in rolling from slabs.

At the cold reversing mill a loss of 12% is continually being experienced because of the off gauge on both ends of the coils. Mr. Yokoyama explains that this will be reduced on the completion of the butt welding machine.

Mr. Yokoyama was furnished with information and formula for calculation sheet bar specifications and also the results of experience on pull over type mills in the States.

Baker

LO 129-21

CHUGOKU

FIELD TRIP REPORT

R.G. STRADLEY

15 June 1950
Kudamatsu

1. Purpose:

Inspection of Toyo Kohan Company.

2. Backgrouni:

Surveillance in accordiance with O.D. 11.

3. Discussion:

Conferees. Mr. Yokoyama, Manager
Mr. Yokoyama, Assistant Manager.

a. Job classification was recently changed with a result two persons were specially appointed for cost control. The cost control was actually functioning.

b. Electric power situation.

Month	Allocation	Consumption	Remarks
April	835,000 KWH	1,080,000 KWH	
May	974,000 "	930,000 "	
June	941,000 "	1,216,000 "	Original allocation, 826,000 KWH. Supplementary Allocation, 115,000 KWH.

NOTE: The comparatively little comsumption in May is attributable to a 3 hour sympathy strike at the time of Hitachi labor trouble.
The June comsumption figure is based on the company's estimation.

c. Mr. Yokoyama stated that there is no sign of labor trouble for the foreseeable future.

d. Production was going smoothly with the acquisition of items the company had applied for and removed from Tokuyama Fuel Depot.

4. Conclusion:

Hiroshima Branch of MITI appears to have made a fair adjustment in the electric power allocation to the plant in

accordance with the previous advice of this headquarters.

No particular problem was in evidence.

5. Recommendations:

None.

R.G. STRADLEY

DECLASSIFIED E.O. 11652 SECTION 3 (E)(1)(D) NSC

FIELD TRIP REPORT

R.G. STRADLEY

4 May 1950

1. Purpose:

Inspection of Toyo Kohan Company at Kudamatsu.

2. Background:

Surveillance in accordance with O.D. 11.

3. Discussion:

Conferees,

Mr. Yokoyama, Manager
Mr. Kawamura, Asst Chief of Common Affairs Section.

a. Production:

Items	April 1950
Tin Plate	1,891 ton
Black Sheet	246
Medium Plate	895
Total	3,032 ton

From May 1950 the company will stop the production of black sheet and concentrate on the production of tin-plate which is more profitable. The decrease in the tin plate production during the month of April 1950 is mainly attributable to the Yawata Iron Works Strike and repairing of Seven (7) Bloomer machines. Since these major obstacles do not exist anymore the company expects to produce 2,800 tons of tin plate for the month of May 1950.

The total amount of tin-plate to be produced in Japan for the fiscal year 1950 - 1951 is 80,000 tons, of which Toyo Kohan and Yawata Iron Works will produce 35,000 tons and 45,000 tons respectively. Mr. Yokoyama stated that the production of 80,000 tons of tin-plate per year is sufficient to meet the home market demands and will not necessitate importation of tin-plate from the foreign country.

b. Letter 387.6 (25 April '50) ESS/Ind "Application for movement and Authorized Use of Items Listed for Reparation" permits the company to use five (5) Flush-Butt Welders which were mentioned in the pervious field trip report dated 2 March 1950.

Present Lication	No. of Items	To be Transferred
Tokuyama Naval Fuel Depot (45-7)	5	Toyo Kohan K.K. Kudamatsu Plant, 1302 Higashi-toyoi, Kudamatsu-shi, Yamaguchi Prefecture

c. The procurement of raw materials does not consitute any serious problem at present.

d. The increase in the future production will envisage a substantial amount of loans to be acquired from financing organs for the company's revolving fund for which the company is alreading negotiating with the banks and other financing organs concerned.

e. The company employes 1,271 people. The employees have organized into No. 1 (15%) and No. 2 (85%) unions. Although No. 1 union is affiliated with Sanbetsu and the union's president is a militant type of leader the labor relations are quiet and peaceful at present.

f. Detailed data regarding the electric power allocation and consumption and quality control of the company are in our file.

4. Conclusions:

It is significant to note that the evidence of quality control is set up in the company and the company is progressive enough to carry out cost control in the near future.

5. Recommendation:

None.

R.G. STRADLEY

21 April 50

The Practical State of Production Management

The outline of production management being an practice in this company is as follows:-

(1) Researches for Working Condition (Efficiency Department is in charge)

The plan of improving the factory condition concerning work, manufacturing process, transporting systems, and equipments has been made, and the researches by time study are in progress by and by. (The period of the plan is from July 1949 to Dec. 1951) Some parts of this plan have been put into practice basing upon the researches reports.

The problems now being in researches are standardization of work, determination of standard working quantities, and settlement of full number system, etc., and for this purpose, the researches are progressing concerning every works from the standpoint both of the time study and fatigue study. These researches will have been carried out by July this year.

It is expected that business analysis will also be made in near future to promote the business efficiency and so the factory will be greatly rationalized.

(2) Working Process Control (Production Dep. and Control Dep. are in charge)

Formerly, slip system of working process control was held, but the lot system has taken place since 1948.

Production assembly is held once a month, (on the 27th) and the monthly plan of production is determined basing upon the every quarter plan of production and considering the ability of every process, the quantities of materials half made, and the plan of getting materials.

Following this plan, the working schedule of every process is determined, and the state of work in every day is controlled by the members of control department arranged to every process according to the daily plan.

The state of progress of work is put in the progress chart, which is presented to the master of the factory. So, the state of progress of every working process is clearly understood at a glance of the chart comparing with the daily plan. Then, adequate measures are taken for the delay of work and adequate controls for the quantities of materials half made are had without delay, which result the rationalized realization of the plan of production.

(3) Quality control (Quality control department is in charge)

Sampling is performed every day from each working process which may greatly influence on tin-plate quality and its characteristic values are measured.

The variety of this characteristics on each day and in each team, are plotted on about thirty sorts of control charts.

Those control charts are posted up in each working place to call worker's attentions on those variety.

Quality control department investigates many factors of those variety by statistical method, scrutinize those causes, and tries to improve quality.

Quality control department publishes the weekly paper in regard to quality control, and give the caution against lowering of those characteristics.

In our company, we have begun the quality control since this January and quality is elevating from manth to month.

The governmental allocation and actual production
(1948 - 1949)

Tōyō Kōhan K.K.
April 21st 1950

	Tin plate		Black sheet		Medium plate		Total	
	Allocation	Production	Allocation	Production	Allocation	Production	Allocation	Production
1948	10250	8038	5200	5377	2500	2575	17950	16030
1949	13100	15487	10100	9301	4700	6221	27900	31009
1950	35150							

Plan of products in 1950

Feb. 20th.

1. Plan of products(Unit metric ton)

	Tin Plate				Black Sheet
	Cold	Hot	Looms Plate (Hot)	Total	(Hot)
April -June	3.200	3.650	600	7.450	250
July -September	4.000	4.000	900	8.900	0
October-December	4.500	4.000	900	9.400	0
January-March	4.500	4.000	900	9.400	0
Total	16.200	15.650	3.300	35.150	250

2. Plan of materials.

	Tin Plate				Sheet Bar	Slab
	Tinbar in Coil(85%)	Tinbar (74%)	Tinbar (75%)	Total	80%	80%
April - June	3.770	~~5.730~~ 4.930	800	9.500	310	2.500
July -September	4.700	~~6.600~~ 5.400	1.200	11.300	0	2.500
October-December	5.290	~~6.600~~ 5.400	1.200	11.890	0	2.500
January-March.	5.290	~~6.600~~ 5.400	1.200	11.890	0	2.500
Total	19.050	~~25.530~~ 21.130	4.400	44.580	310	10.000

lan of products in 1950

Feb. 20th. 1950.

Toyo Kohan K.K. Kudamatsu Plant

oms Plate (Hot)	Total	Black Sheet (Hot)	Medium Plate	Total	Remarks
600	7.450	250	2.000	9.700	
900	8.900	0	2.000	10.900	
900	9.400	0	2.000	11.400	
900	9.400	0	2.000	11.400	
3.300	35.150	250	8.000	43.400	

Tinbar (75%)	Total	Sheet Bar 80%	Slab 80%	Total	Remarks
800	9.500	310	2.500	12.310	
1.200	11.300	0	2.500	13.800	※We will necessitate 50% tinbar of the second quarter term in the first quarter term, because Yahata Seitetsu 6th bloomary has a plan of repair from July to August.
1.200	11.890	0	2.500	14.390	
1.200	11.890	0	2.500	14.390	
4.400	44.580	310	10.000	54.890	

Electric Power

Toyo Kohan Ltd. Kudamatsu Plate .
April. 22. 1950

Dept / Manth	Allocation (K.W.H.)				Use (K.W.H.)	Excessire Use(KWH)	Power rate(Yen)		Ra
	Ist	Supplement	Surplus	Total			of Excess	Total	Cold n Pl
1949-4	790.000	82.600		872.600	818.650			1,081.548	
5	787.000	43.500		830.500	815.070			1.078.453	
6	783.000	95.000		878.000	842.100			1.101.820	
7	734.000	178.000		912.000	878.070			1.132.917	
8	685.000	158.000		843.000	832.830			1.093.807	
9	772.000	103.000		875.000	860.522			1.117.746	
10	820.000	196.000		1.016.000	1.015.635			1.251.842	
11	760.000	195.000		955.000	931.570			1.179.168	
12	765.000	78.000		843.000	978.306	135.306	1.993.229	2.288.394	
1950-1	820.000		14.180	834.180	980.413	146.233	1.335.107	2.961.879	1
2	810.000	54.000	18.790	882.790	973.683	90.893	829.853	2.501.857	
3	835.000	12.000	62.391	909.391	1.082.821	173.430	1.583.416	3.251.155	1

Electric Power

Toyo Kohan Ltd. Kudamatsu Plate .
April. 22. 1950

location (K.W.H.)			Use	Excessire	Power rate(Yen)		Rate/ Ton(Yen)	
Supplement	Surplus	Total	(K.W.H.)	Use(KWH)	of Excess	Total	Cold Tin Plate	Hot Tin Plate
82.600		872.600	818.650			1,081.548	550	388
43.500		830.500	815.070			1.078.453	490	357
95.000		878.000	842.100			1.101.820	541	56
178.000		912.000	878.070			1.132.917	566	400
158.000		843.000	832.830			1.093.807	463.	420
103.000		875.000	860.522			1.117.746	445	416
196.000		1.016.000	1.015.635			1.251.842	407	387
195.000		955.000	931.570			1.179.168	411	393
78.000		843.000	978.306	135.306	1.993.229	2.288.394	770	705
	14.180	834.180	980.413	146.233	1.335.107	2.961.879	1.103	1.076
54.000	18.790	882.790	973.683	90.893	829.853	2.501.857	955	892
12.000	62.391	909.391	1.082.821	173.430	1.583.416	3.251.155	1.203	1.113

Y

FIELD TRIP REPORT

R.G. STRADLEY

2 March 1950

1. Purpose:

Inspection at Toyo Kohan Kudamatsu plant.

2. Background:

Surveillance in accordance with C.O. 51.

3. Discussion:

This plant has 1,271 employees including 113 female employees. Average age of employees is 28.

Average monthly production is 2,910 ton of tin plate, 1,500 ton of black sheet metal, and 1,500 ton of medium plate.

The electricity expense was 0.79% of the production cost in the fourth quarter of 1948 but this is anticipated to increase to 1.79% in the fourth quarter of 1949. Plant manager says the supply of iron material is delayed due to the strike in Yahata Iron Works in Kyushu. The company is now negotiating with American firms with an attempt to obtain a second hand skinpass mill which is not available in Japan. They have also applied for the authorized use of electric welding machines now held on reparation at Tokuyama Fuel Depot.

Code Numbers are 45-7-415, 45-7-415(1), 45-7-416(2), 45-7-416 (4), 45-7-416(6)

4. Conclusion:

Although the demand for the products of this plant is great, the company has some difficulty in selling their products due to delay of payment.

5. Recommendation:

The plants application for the authorized use of the electric welder now in Tokuyama Fuel Depot will be checked with Civil Affairs Section SCAP.

RGS

R.G. Stradley.

D/RGS/st

Date: January 24, 1950

NO: 25 Kicho

TO: General Headquarters,
Supreme Commander for the Allied Powers.

FROM: Chief, Procurement and Reparation Division,
Trade and Enterprise Bureau,
Ministry of International Trade and Industry.

SUBJECT: Request for permission to use reparation machinery.

LOCATION: Ex Naval Fuel Plant No. 3 (code No. 45-7)

ADDRESS: Fukukawa-cho, Tokuyama, Yamaguchi Pref.

FACTORY WHERE THE MACHINERY NEEDED:

Toyo Kohan Kabushiki Kaisha
(Toyo Steel and Tin Plate Manufacturing Co., Ltd.)

ADDRESS: Kudamatsu Plant
No.1302, Higashi-Toyoi, Kudamatsu-shi, Yamaguchi Pref.

PRINCIPAL ITEM TO PRODUCE: Tin Plate (Cold Rolled)

JUSTIFICATION:

We request to utilize the following reparation machinery to Toyo Kohan, Kudamatsu Plant for the purpose of increasing Tin Plate production.

" Flash-Butt Welder and its accessories "

1. Toyo Kohan & Co. is one of the foremost tin plate manufacturers in Japan, having average monthly production 1900 tons, which represents about 40% of tin plate produced in whole country. Tin plate is now vitally needed for export trade to make canned goods such as tuna fish, sardine and other agricultural products.

2. Demands of tin plate are far exceeding to its supply and the trend of situation being in a constant increase. The present capacity and facility of Toyo Kohan is insufficient to meet such a demand which could be improved by utilizing above mentioned machinery, and weld the materials for cold rolled tin plates.

3. Flash-Butt Welder is not to be found on the open market in Japan and we consider it is best to let Toyo Kohan use it by which they expect to make 50% increase in production.

DECLASSIFIED E.O. 12065 SECTION 3 (E), MAR 31

4. It would require eight to ten months of time to make new Flash-Butt Welder in Japan and again it is doubtful whether we could make as good as the Fuel Plants' machinery on the ground of, quality of basic metal, technical skill, as well as of facility of manufacturer.

5. Toyo Kohan Plant is located about eight kilometer distance from Ex Naval Fuel Plant and in case replacement of said machinery is required, it can be easily done in short period of time upon receipt of advise. Toyo Kohan & Co. will take the best possible care of machinery and will be responsible for its safe keeping.

6. The machinery is now in excellent condition it would require no repairing whatsoever except slight cartage charges for installation.

For the Minister:

Chief, Procurement and Reparation Division,
Trade and Enterprise Bureau, Ministry of
International Trade and Industry.

二五企調第七八號
一九五〇年一月二十四日

連合軍最高司令官　宛

通商産業省　調達庁　調達部長

賠償指定機械の使用許可を申請する件

一、指定施設名　舊第三海軍燃料廠　(Code No. 45-7)
二、所在地　山口縣德山市福川町
三、使用工場名　東洋鋼飯㟢下松工場
四、使用工場所在地　山口縣下松市大字東豐井一、三〇二番地
五、生産品名　鋲力板
六、許可申請の理由　(冷間壓延)
東洋鋼飯㟢下松工場が鋲力板増産の爲舊第三海軍燃料廠に所在するフラッシュバット熔接機並

DECLASSIFIED E.O. 11652 SECTION 3 (E), NARS Date

にその附屬品一式を使用することの許可を與へられる樣申請する

そのその理由は次の通りである

1 當工場は日本に於ける有數の鋲力板製造の專門工場であつて現在月産一、九〇〇瓲、全國生産の約四〇%に該當し、製品は我國輸出品中の獨自の地位を占める水產物及農產物の罐詰包裝に一〇〇%利用されてをる

2 鋲力板の需要は最近罐詰の大量生產に伴つて急速に增加して來ているが當工場の現在の設備能力ではこれに對應する事が出來ないので、舊第三海軍燃料廠にあるフラッシュバット熔接機を使用し、冷間壓延用鋲力材料を熔接すれば生產量は從來の五〇%增になり輸出產業振興上多大の貢獻をもたらす

3 このフラッシュバット熔接機は民間工場には殆んどないから舊陸海軍の休止施設を利用する他に適當な方法はない

4 この施設は新しく製造すれば最短八ケ月の期間を要し、且現在の日本の製造技術、施設、資材の質的方面よりみて同等の性能が發揮出來るものとは期待し難い

5 使用工場は舊第三海軍燃料廠から約八粁の至近距離にあり必要あれば即時舊態に復して撤去に支障なきを期することが可能であり、且使用中の施設の管理については責任を負ふものである

6 希望施設は現在極めて良好な状態で保存されてあるので僅少の運搬費と手入費を要するのみで短期間に操業開始が可能である

以上の理由であるので、實情推察の上この申請に對し速かに許可を與へられる様、特別の取扱いを御願ひ申上げる

大臣に代つて

通商産業省　調達賠償部長

Copy of application by Toyo Kohan for
the authorized use of electric welder in Tokuyama
Fuel Depot.

DECLASSIFIED E.O. 12065 SECTION 3 (E)(1) NND 963

No.1

The outline of the enterprise of the Kudamatsu Plant

Toyo Kohan K.K., Kudamatsu Plant

1.Locality:
Plant 1302 Higashitoyoi, Kudamatsu City, Yamaguchi Prefecture
Head office Heiwa Bldg, 5 Yokoyamacho, Nihonbashi, Chuoku, Tokyo

President Kojiro Kimura
Director of the Plant Kinsaburo Yokoyama

2.Capital: 120,000,000 yen

3.Number of employees: 1,271

4.Equipments (Unit' tsubo')

Site		Building	
Plant	35,208	Plant	10,751
The rest (for the plant's 41,374 for its employees etc.		Business Premises	508
		Warehouses	2,498
		The rest	4,078
Total	76,582		18,465

5.Machinery equipments

	Name of Main Equipments	Number of Units
Hot ~~Cold~~ rolling shop	pull-over type 2 high mill	6
	pack and pair furnaces	5
	mesta type pickler	2
	Continuous annealing furnaces	1
	2 high skin pass mill line	3
	hot dip tinning line	6
	roll grinder	1

DECLASSIFIED E.O. 11652 SECTION 3 (E)(1)(2) NSC

Cold rolling and tinning shop	4 high reversing cold reduction mill	1
	loose-coiling machine	1
	circular type coil pickling machine	1
	tight coiling machine	1
	side trimmer and flying shear line	1
	radiant tube annealing furnace	4
	roll grinder	1
Medium plate shop	Lauth type 3 high mill	1
	continuons slab heating furnace	1
	leveler	1
	guillotine type 120 inch shear	1
Gas and steamshop	Wood type gas producer	4
	water tube boiler	6
Casting shop	Heronlt type electric are furnace	1
Repair shop	baby cupola	1
	lathe	32
	milling machine	9
	shaper, slotter and planer	9
	drilling machine	11
	grinder	11

6. Production Capacity

	Name of products	Number of Units now operating	Monthly production capacity(ton.)	Annual production capacity (ton.)
4 high cold reduction mill	tin plate	1	when used for cold reduction only-2500 for cold reduction and skin pass rolling-1650	.....30,000 20,000
2 high pull-over mill	tin plate black sheet	hand mill 3 table-attacked mill 1	.....420X3=1260... ..... 1500...	15,000 if tin plate production only- 18,000 30,000
3 high Lauth mill	medium plate		1,500	18,000

Totals	tin plate black sheet medium plate		2,910 1,500 1,500	35,000 18,000 18,000
	totals		5,910	71,000

7. Production program & actual results in 3/4 & 4/4 terms, 1949

	Allotment of production in 3/4 term	Results in production in 3/4 term	Allotment of production in 4/4 term	Results in production in 4/4 term
Cold tin-plate		2,387		
Hot tin-plate		1,451		
Total	4,000	3,838	5,500	
Sheet	2,200	2,052	1,250	
Medium plate	1,200	1,826	2,000	
Black sheet	1,700	1,521	850	
Total	9,100	9,237	9,600	

8. The labor situation

In this plant, the labor union was formed quickly, on Jan. 1946. Since then, it was developing healthily and steadily. When it became the member of the All Japan Steel Worker's Union (Zen-Nihon Kinzoku Labor Union), the line of the Congress of Industrial Labor Union (San-betsu), on Oct. 1948, was radicalized quickly and became the most active union in this district. The moderate union members, who were against the union movement, stuck to the politic action by some red union leaders, formed the second union collecting about 500 persons in pursuit of the common object, the democratization of labor union, on the labor dispute of pay-boast the highest wage of all steel industry inthose days in Dec. 1948.

The labor dispute was most farious in the Chugoku district and some red union leaders caused the criminal case, confining, and violating the company staffs illeqully; consequently, they were arrested and prosecuted.

The labor disput was continuous for a month.

In the first decade of Jan. I949, the labor dispute was over. Two labor unions became hostile each other. The second union, as the line of the Democratic Allied Union(Min-do)is developing healthily and stesdily and it has now about 950 members(¢ of all emploYers) including the Tokyo head-office and the Osaka branch office and it is not yet a member of any upper organization.

The first union, as the branch-union of Zen-Nihon Kinzoku Labor Union, has about 340 members(¢ of all employeres) and extending the active(or bolshevik) movement, fallowing of the strong course of San-betsu.

Both unions took the disposition subjected to the New Labor Union Act, but the labor agreement between the company side and the first union is not yet concluded. Both unions had the union rally to prepare for the combination in Feb. this year, in cooperation with the Cry " Unify the labor front ", but it broke up becaude each action course and etc. were very different essentially. The combination of both unions seemes to be difficult for a while.

At present, bath unions have not any requisition to the company side.

The union leaders who confined the company staffs illegally in the labor eispute on Dec. I948, were given the deceision " Non-guilty" in the first case but were appealed by the public procurator and in judge still.

9. The effect of the electric rate to the business

An increase of the electric rate is about 350%, and that of the electric expense per a ton of products is as follows.

Cold tin-plate	I,049	Yen.
Hot :	883	:
Sheet	718	:
Medium plate	304	:
Hot black sheet	773	:

For the production program in 4/4 term, I949, the electric expense is increased as follows.

Cold tin-plate	I049 Yen	X3,I50	=3,304,350	Yen
Hot :	883	X2,350	=2,075,050	
Sheet	718	XI250	= 897,500	
Medium plate	304	X2,000	= 608,000	
Black sheet	773	X 850	= 657,050	
Total		9, 600	7,54I,950	Yen

In 4/4 term, I948, the percentage of the electric rate to the price of the total products was 0.79, but in 4/4 term, I949, the above percentage will keenly rise up to I,79.

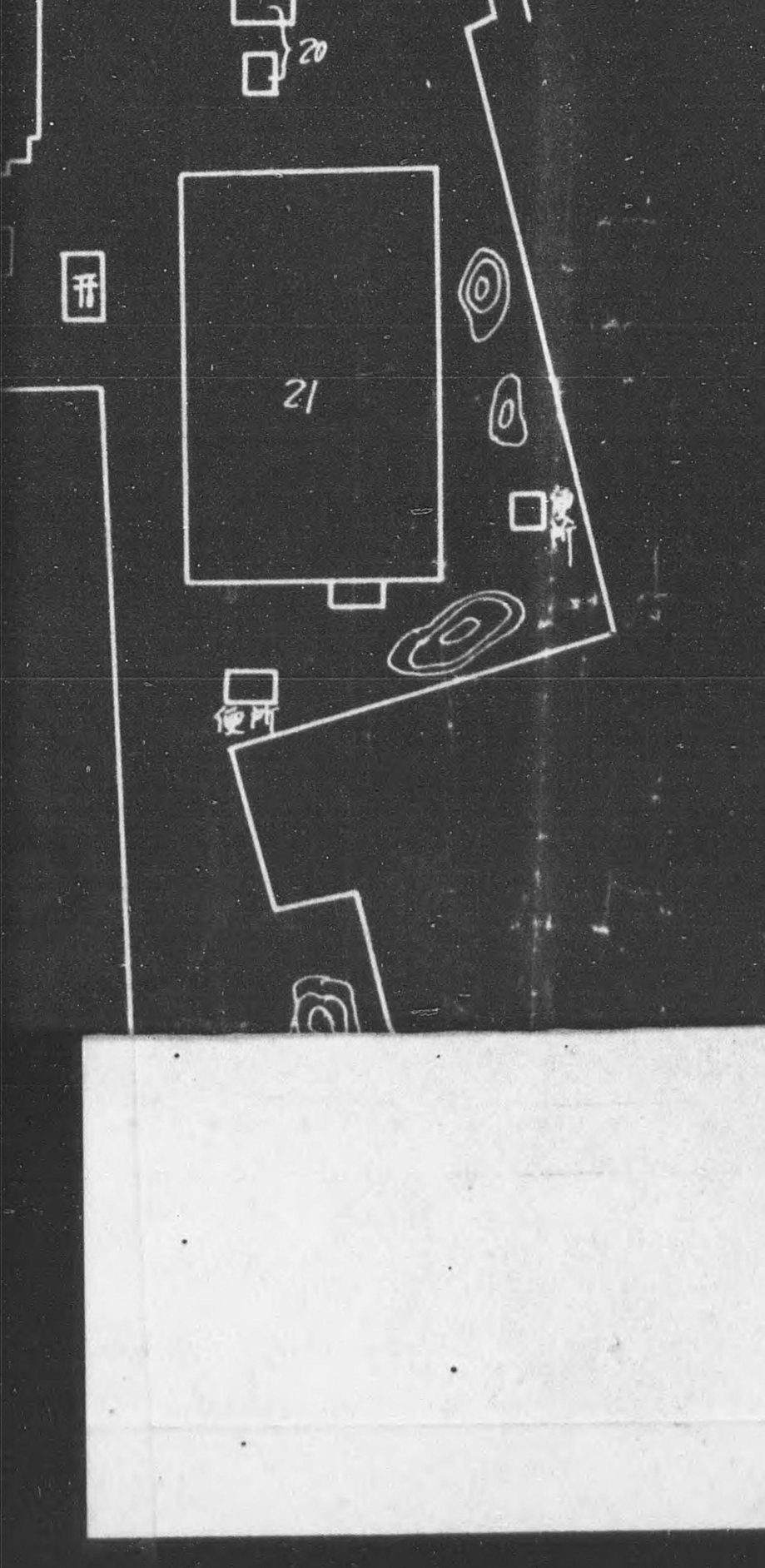

符號	名稱	坪数	建家構造
1	炊事倉庫	61.40	木造平家浪板葺
2	浴場	52.20	〃
3	食堂	202.00	〃
4	事ム所	延81.00	木造二階建瓦葺
5	浴場	34.00	木造平家瓦葺
6	更衣所	81.00	〃
7	守衛所	42.56	〃 漆喰壁
8	製品倉庫	延445.00	木造瓦葺一部二階付
9	倉庫	延35.00	木造二階建瓦葺
10	自転車置場	60.00	木造平家フェルト葺
11	自動車庫	19.33	
12	研究所	131.00	木造平家瓦葺
13	変電所	7.26	〃
14	事ム所	18.00	木造平家浪板葺
15	第二守衛所	4.41	木造平家瓦葺
16	変電所	131.65	鉄骨平家浪型スレート葺
17	事ム所	延125.00	木造一部二階建瓦葺
18	見張所	1.00	スレート葺
19	洋式住宅	延26.00	木造二階建瓦葺内外大壁塗
20	豚小舎	約12.00	木造平家
21	第三機械工場	708.00	木造平家浪板葺(三棟)
22	第一機械工場	1800.00	〃 (四棟)
23	倉庫	512.00	木造平家瓦葺
24	修理工場木工場	486.00	〃 (二棟)
25	倉庫	111.00	木造平家浪板葺
26	自動車庫	164.00	〃
27	事ム所	96.00	〃
28	倉庫	161.00	木造平家瓦葺
29	ボイラー室	22.88	〃
30	排液処理工場	204.00	木造平家越屋根付浪型スレート葺(七棟)
31	附属家	200.00	木造平家鉄板葺
32	製材工場	108.00	木造平家瓦葺
33	鉄力防造場鋳鉄工場	356.00	木造平家浪板葺
34	材料倉庫	196.00	鉄骨平家浪型スレート葺
35	屑鉄置場	142.00	木造平家瓦葺
36	熔解工場	490.00	鉄骨平家鋸志状屋根浪スレート葺 明忍付(五棟)
37	分解熱圧工場鍍金工場鋳鋼工場	1990.00	鉄骨平家一部越屋根付浪板葺
38	焼鈍工場酸洗工場	1281.50	鉄骨平家越屋根付浪型スレート葺
39	旧機械事ム所	29.23	鉄骨
40	工具室	39.93	木造
41	酸洗室	43.00	木造
42	配電室	10.00	コンクリート壁
43	鋳鋼混砂室	20.00	木造
44	ポンプ室	10.00	〃
45	倉庫	39.32	鉄骨平家浪型スレート葺

DECLASSIFIED - E.O. 11652 - SECTION 3 (E)(2) - NLE-NND 63

符號	名
1	炊
2	浴
3	食
4	事
5	浴
6	更
7	守
8	監
9	倉
10	電
11	自
12	石
13	炭
14	事
15	監
16	米
17	雪
18	男
19	汽
20	服
21	炭
22	炭
23	炭
24	炭
25	炭
26	炭
27	炭
28	炭
29	炭
30	炭
31	炭
32	炭
33	炭
34	炭
35	炭
36	炭
37	炭
38	炭
39	炭
40	炭
41	炭
42	炭
43	炭
44	炭
45	炭

配置図

尺度 1/1200

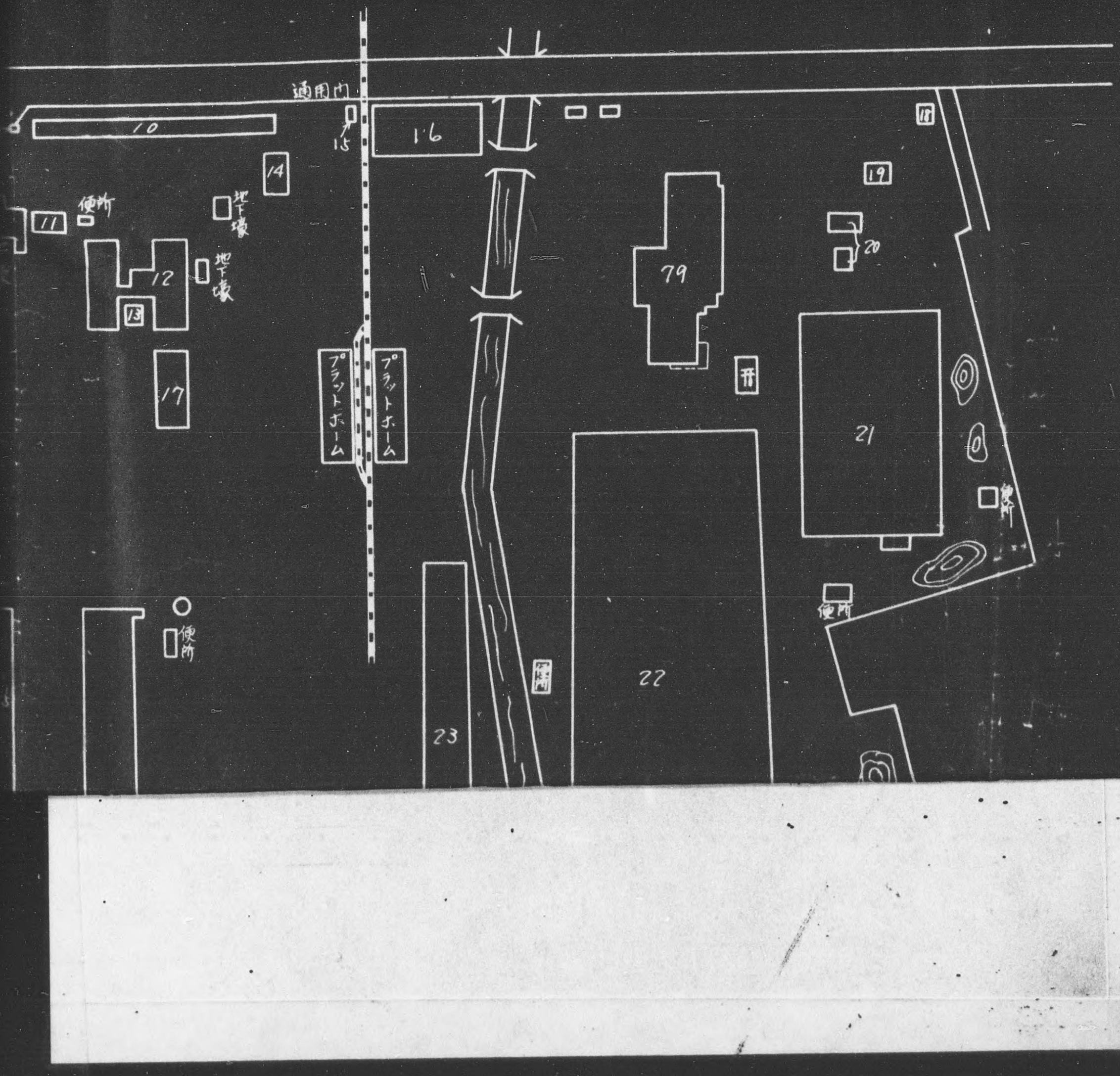

DECLASSIFIED E.O. 12065 SECTION 3 NSC/MARS

添(建家明細)

尺度 1/1200

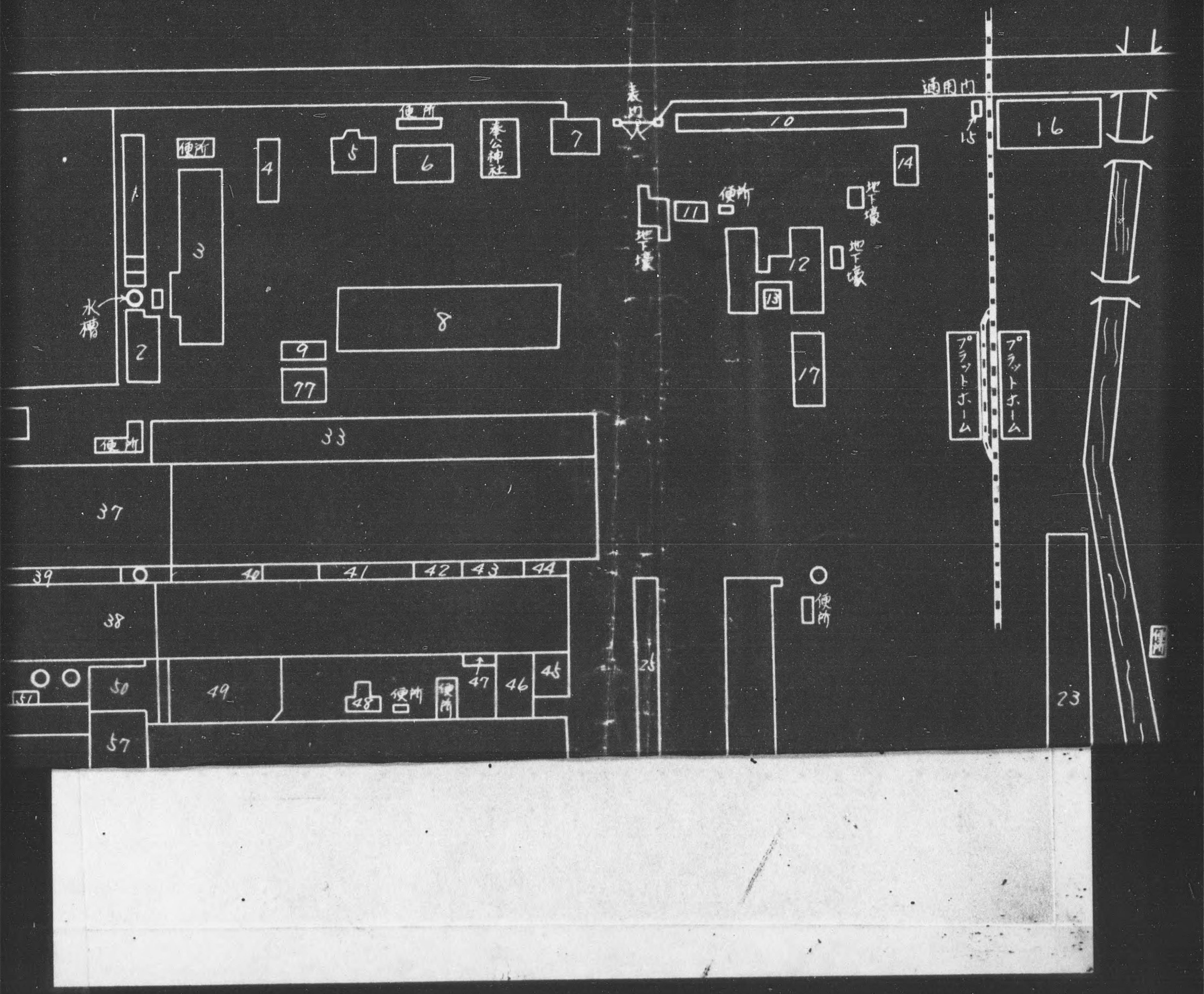

DECLASSIFIED Authority NND 760030 By NARA Date 12/22/76

003 9000

工場平面(建家)

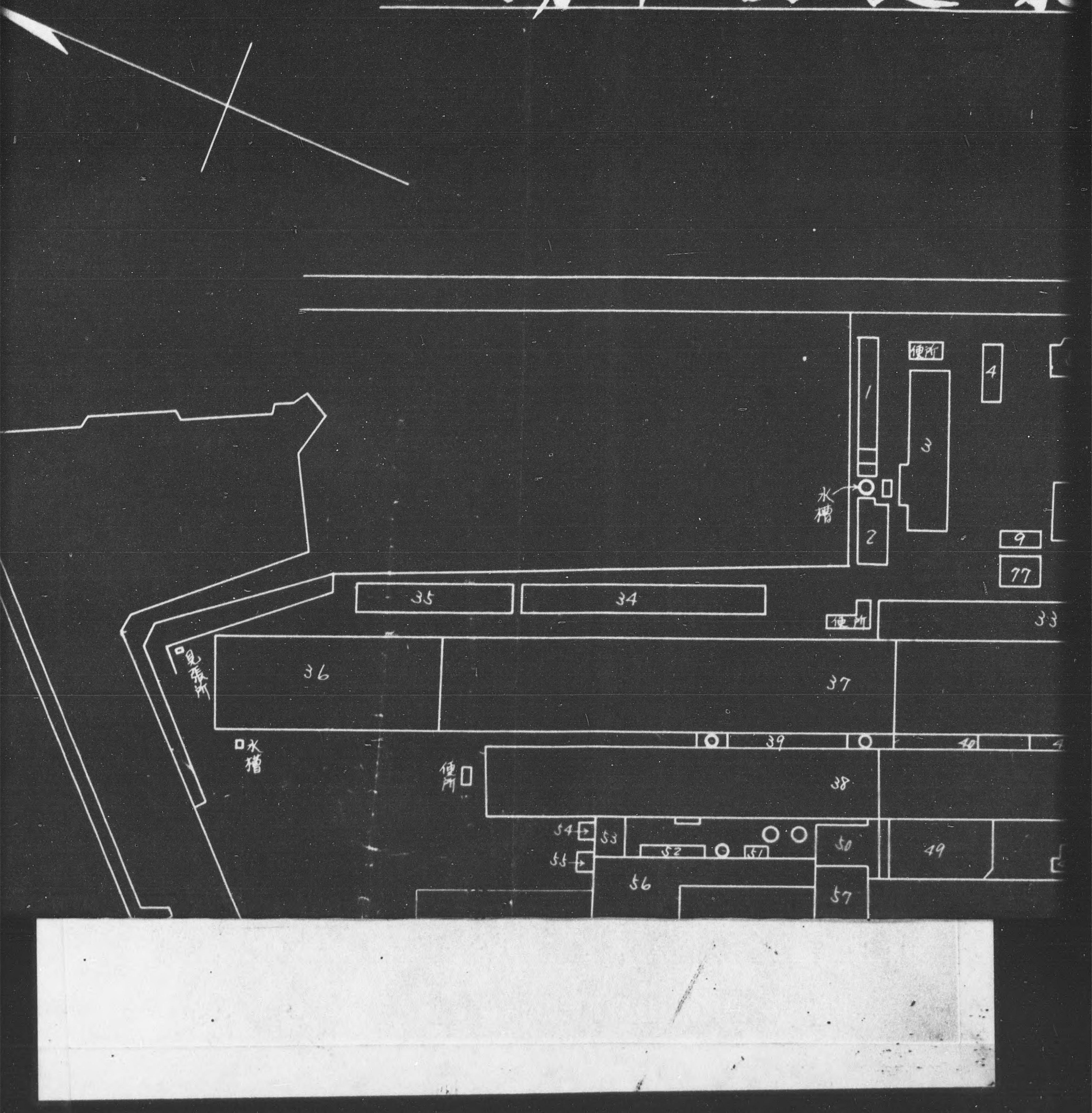

DECLASSIFIED E.O. 12065 SECTION 3 (E)(1)(D) NSC

工場平面

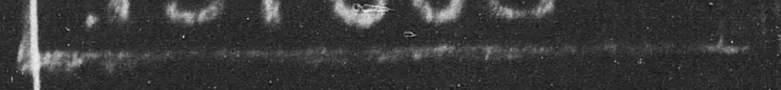



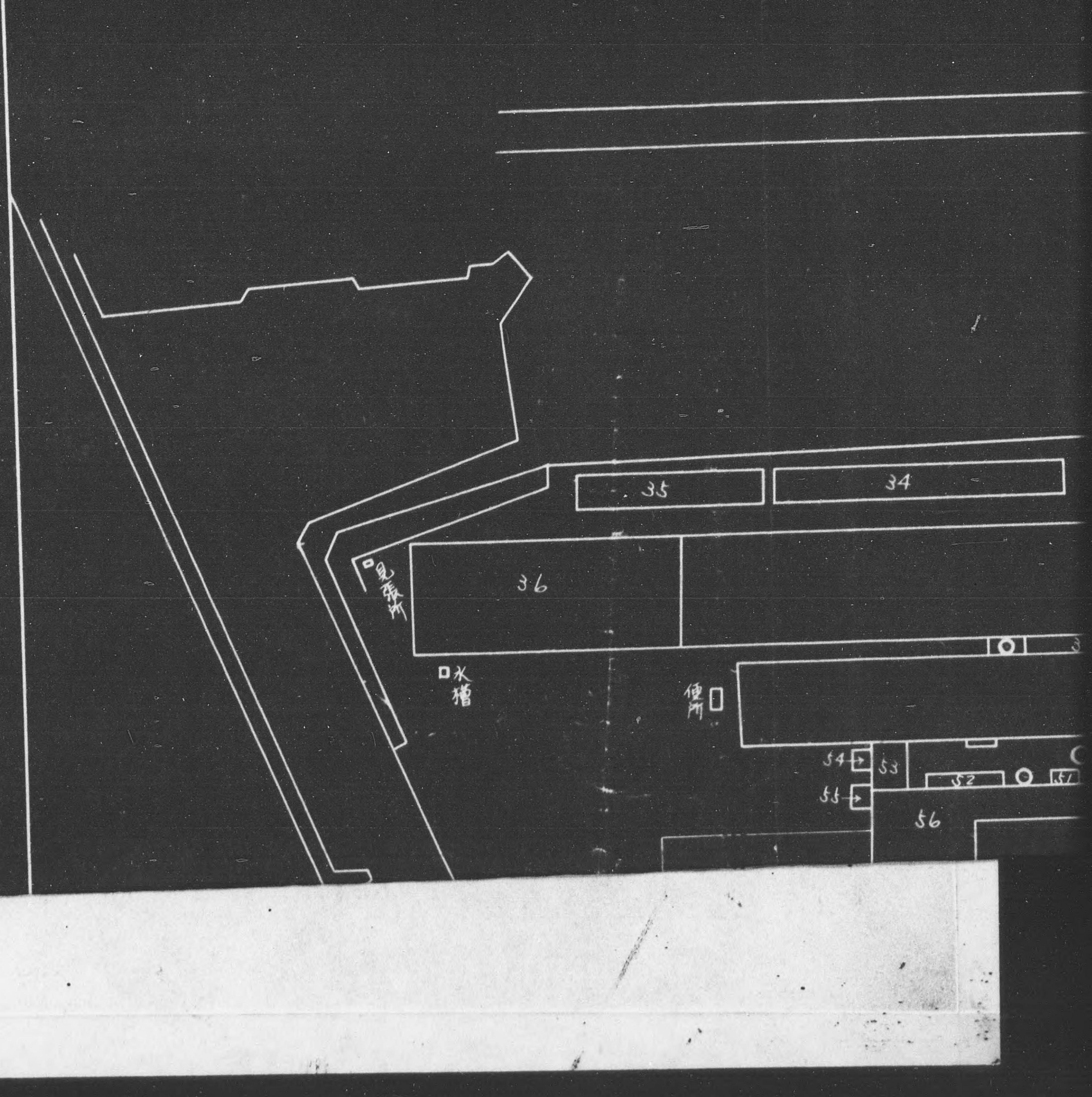

DECLASSIFIED E.O. 11905 SECTION 3 NSC MEMO 6/1/78



38	焼鈍工場 酸洗工場	128.50	鉄骨平家越屋根付浪型スレート葺
39	旧鋳物事ム所	29.23	鉄骨
40	工具室	39.93	木造
41	酸洗室	43.00	木造
42	配電室	10.00	コンクリート壁
43	鋳鋼混砂室	20.00	木造
44	ポンプ室	10.00	〃
45	倉庫	39.32	鉄骨平家浪型スレート葺
46	通路	84.45	木造上家
47	電気倉庫	5.00	木造下家
48	送風機室	6.00	木造
49	電力室	160.00	鉄骨平家浪板葺
50	黒酸洗室(跡)	84.50	鉄骨
51	排風機室	6.45	木造
52	蓄電池室	19.00	木造下家
53	フライングシヤー(跡)	33.00	鉄骨
54	ブロワー室	7.00	木造下家
55	スクラップポーラー室	7.00	〃
56	洗滌工場	373.00	鉄骨平家浪型スレート葺
57	綜合コムプレッサー室	54.80	鉄骨
58	冷圧工場	436.00	鉄骨平家鋸歯状屋根明り窓付浪型スレート葺(2棟)
59	コイル酸洗室	121.00	鉄骨平家浪板葺
60	排水ポンプ室	11.00	木造平家浪板葺
61	倉庫	332.00	鉄骨平家浪型スレート葺
62	瓦斯洗滌室	12.70	木造平家(下家)浪型スレート葺
63	〃	31.50	鉄骨平家(下家)浪型スレート葺
64	グリス再製工場		木造平家浪板葺
65	瓦斯発生工場	57.50	鉄骨浪板葺(特殊構造)
66	洗滌塔	3.00	木造屋根ナシ(特殊構造)
67	ボイラー室	94.50	鉄骨平家越屋根付浪板葺
68	圧延精整工場	1376.00	鉄骨平家一部屋根両越屋根付浪板葺
69	送風機室	3.00	木造
70	控室	15.00	木造下家
71	シートバー倉庫	228.80	木造平家浪板葺(二棟)
72	材料酸洗室	45.28	木造平家越屋根付スレート葺
73	製塩工場	116.00	木造平家浪型スレート葺
74	変電所	18.00	木造平家鉄板葺
75	労組事ム所	21.00	木造平家瓦葺
76	事ム室	7.00	木造平家瓦葺(二棟)
77	倉庫	40.00	木造上家
78	倉庫	105.00	木造上家
79	事ム所		

上原
野田 内田 24.11.15. 1/200

工場平面図

0006

300167

DECLASSIFIED - E.O. 11652 SECTION 3 5(C),(D) NSC

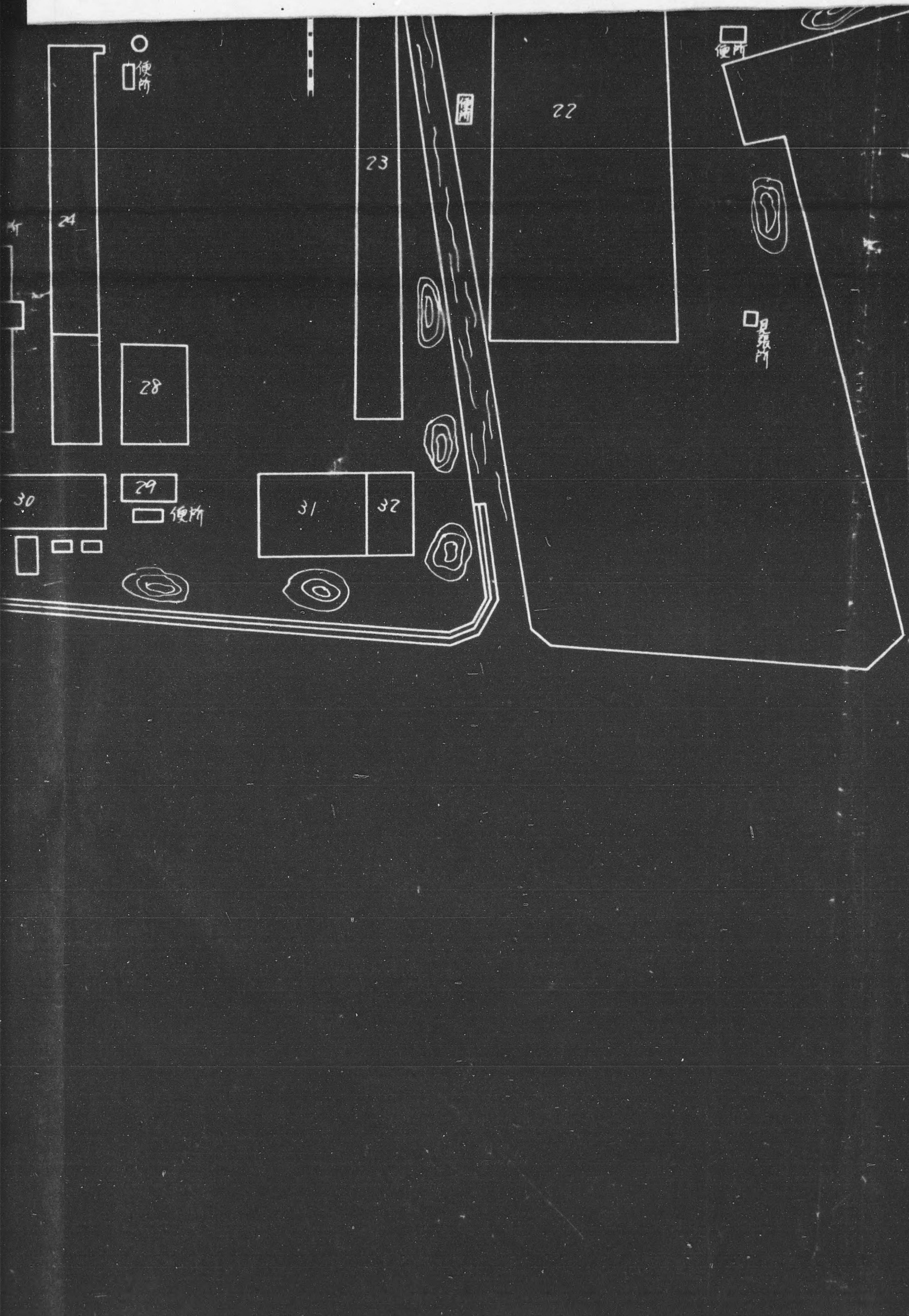

38	焼
39	旧
40	工
41	酸
42	配
43	鋳
44	水
45	倉
46	通
47	電
48	送
49	電
50	黒
51	排
52	蓋
53	フ
54	ブ
55	ス
56	洗
57	線
58	冷
59	コ
60	排
61	倉
62	瓦
63	
64	ブ
65	瓦
66	洗
67	水
68	圧
69	送
70	控
71	亡
72	材
73	製
74	要
75	労
76	事
77	倉
78	倉
79	事

DECLASSIFIED - Per NARA Date 7-24-96



DECLASSIFIED E.O. 12065 SECTION 3 (E)(2) NNSC NO.

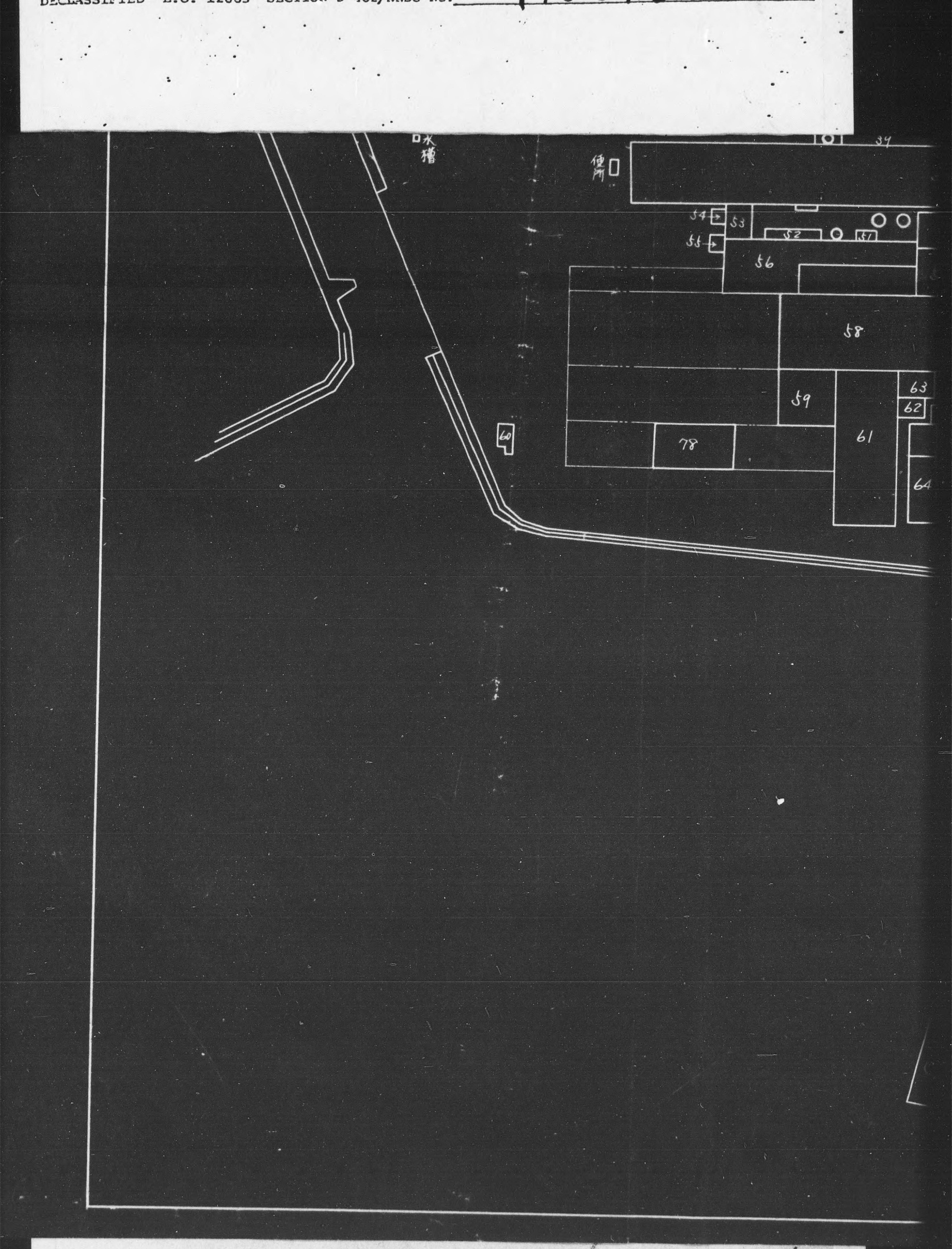

DECLASSIFIED E.O. 11652 SECTION 3 NSC MEMO




Office
Bath room
Dressing room
Porters lodge
Dressing room
Bath room
Tin-plate storage
Scrap yard
storage
Moulding shop
Light alloy sheet mill
Hot rolled tin plate mill
Stora

DECLASSIFIED E.O. 11652 SECTION 3 (E)(1), NARS Date

Office
Bath room
Dressing room
Porters Lodge
Bicycle storage
Substation
Dining room
Laboratory
Office
Tin-plate storage
Platform
Moulding shop
rolled tin plate mill
Storage
Machine


Bicycle storage
Substation
Laboratory
Office
Platform
machine shop
Machine

DECLASSIFIED E.O. 11652 SECTION 3 (E)(2) NARS DATE 6/30

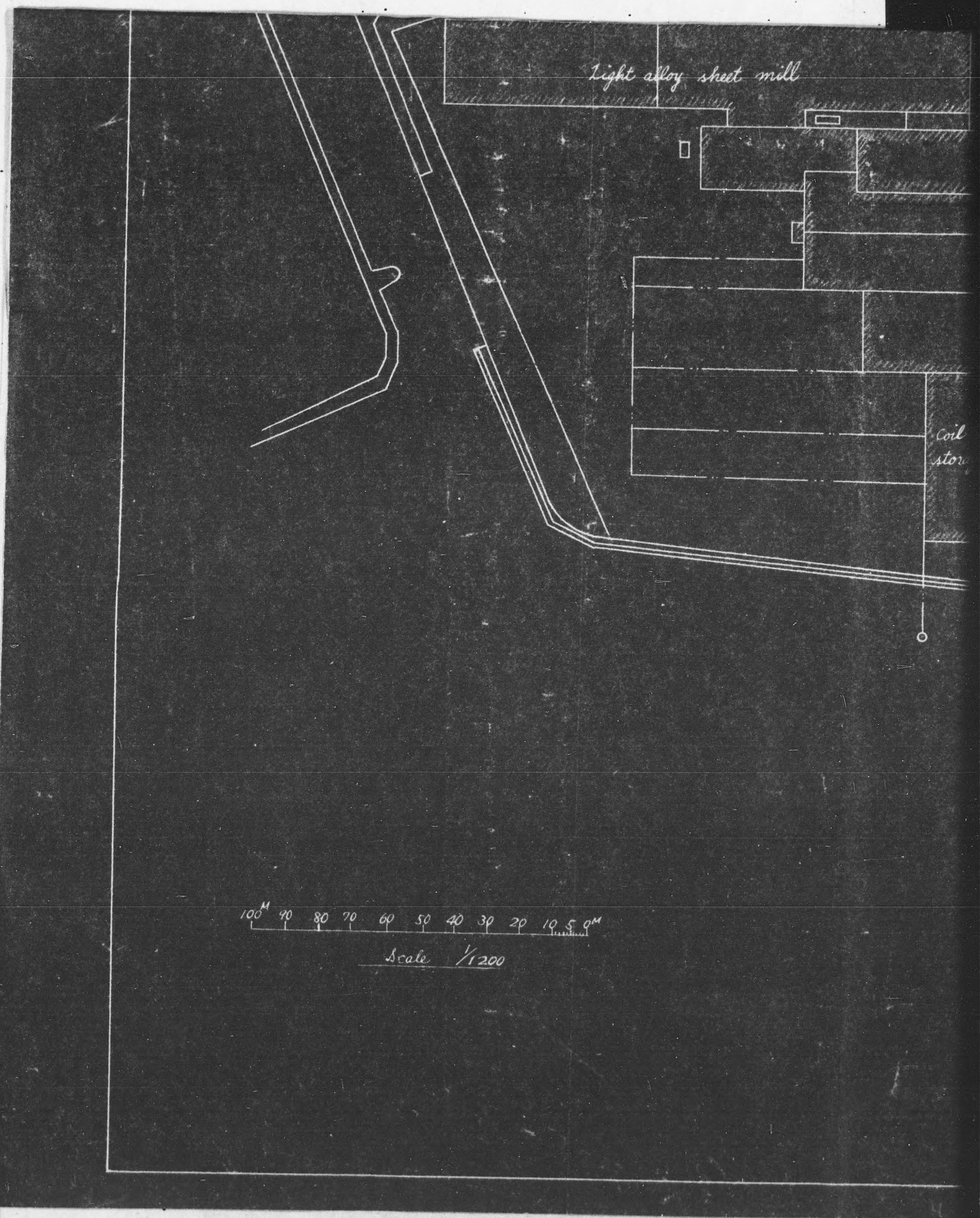

DECLASSIFIED E.O. 11652 SECTION 3 (E)(2) MAR 1978



DECLASSIFIED - E.O. 12065 SECTION 3 (b), (1), (2), (3), (4)



General arrangement of
Tōyō Kōhan Kabus
Kudamatsu 7

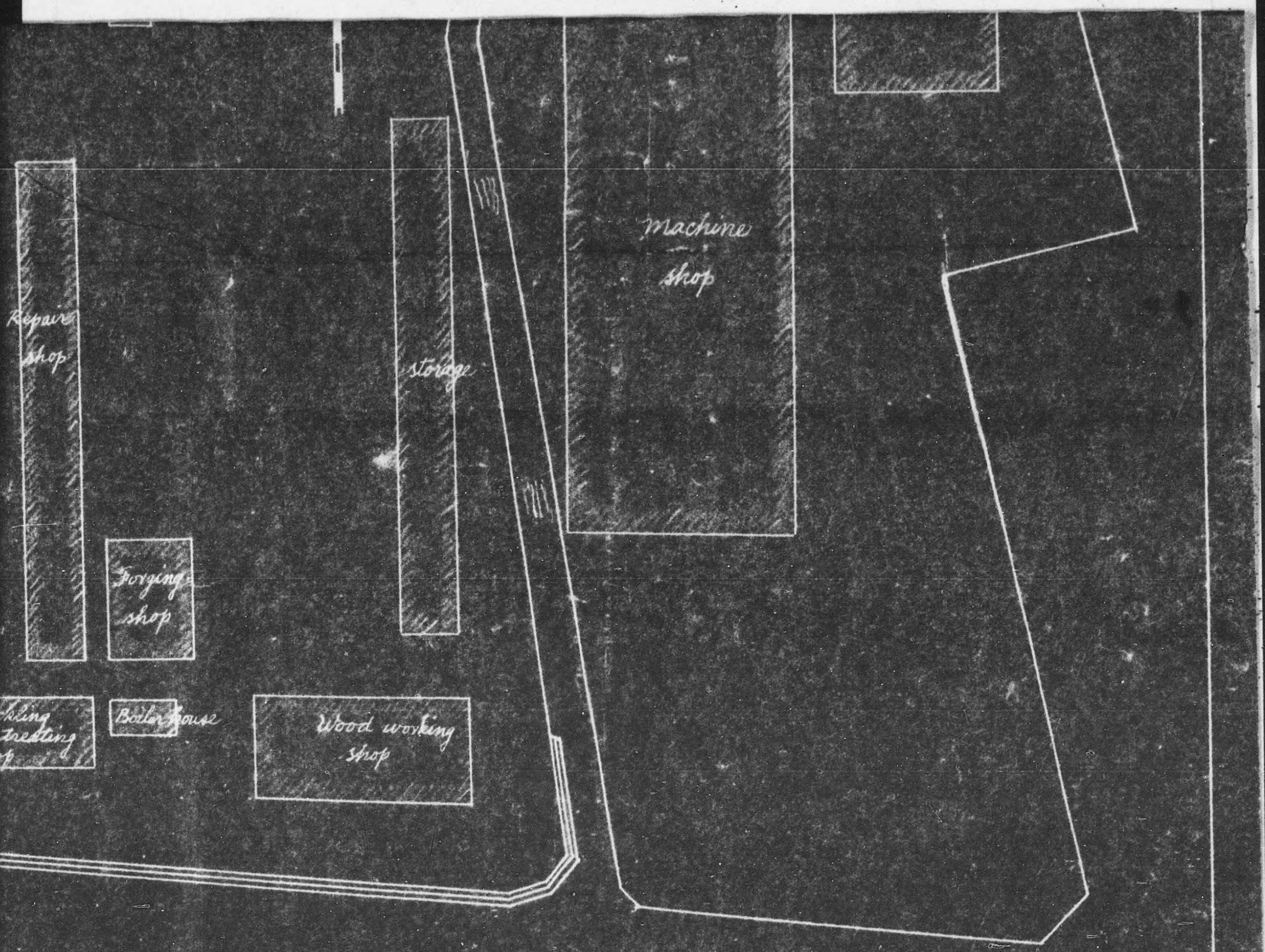

General arrangement of the principal shops

Tōyō Kōhan Kabushiki Kaisya

Kudamatsu Plant

1949.

下松工場事業概況

1.所在地　　東洋鋼鈑株式會社下松工場

工場　山口縣下松市大字東豐井1302-1
本社　東京都中央區日本橋横山町5　平和ビル
取締役社長　木村幸次郎
常務取締役
工場長　横山金三郎

2.資本金　1億2阡萬圓
3.人員　1271名
4.設備

敷地	建物
工場　35208坪	工場　10751坪
其他（社宅用等） 4137坪	事務所 508坪
	倉庫　2498. 其他　4078.
計　76582坪	18465坪

5.機械

	主要機械名稱	基数
熱間壓延	プルオーバー式熱間二段壓延機	6
	加熱爐	5
	メスター酸洗機	2
	連續式燒鈍爐	1
	冷間矯正壓延機群	3
	鍍錫機	6
	ロールグラインダー	1

工人員　477名
資本額

土地	建物
工場 35208坪	工場 10751坪
其他(社宅用等) 41374坪	事務所 508坪
	倉庫 2498.
	其他 4078.
計 76582坪	18465坪

5機械

	主要機械名稱	基数
熱間壓延	プルオーバー式熱間二段壓延機	6
	加熱爐	5
	メスター酸洗槽	2
	連續式燒鈍爐	1
	冷間矯正壓延機附	3
	鍍錫機	6
	ロールグラインダー	1
冷間壓延	可逆式四段冷間壓延機	1
	ルーズコイラー	1
	コイルピックラー	1
	タイトコイラー	1
	シヤライン	1
	管式燒鈍爐	4
	ロールグラインダー	1
中板	ラウト式熱間三段壓延機	1
	連續式加熱爐	1
	レベラー	1
	ギロチン型 120吋剪斷機	1
ガスボイラー	ウッド式ガス發生爐	4
	水管式ボイラー	6
鍛鐵	エルー式電氣爐	1
機械部門	コシキ爐	1
	旋盤	32
	フライス盤	9
	形堅平削盤	9

熱間壓延	プルオーバー式熱間二段壓延機	6
	加熱爐	5
	メスター酸洗槽	2
	連續式燒鈍爐	1
	冷間矯正壓延試驗機	3
	鑽孔機	6
	ロールグラインダー	1
冷間壓延	可逆式四段冷間壓延機	1
	ルーズコイラー	1
	コイルピックラー	1
	タイトコイラー	1
	シヤライン	1
	管式燒鈍爐	4
	ロールグラインダー	1
中板	ラウト式熱間三段壓延機	1
	連續式加熱爐	1
	レベラー	1
	ギロチン型 120吋剪斷機	1
ボイラー ガス	ウッド式ガス發生爐	4
	水管式ボイラー	6
鑄鐵	エルー式電氣爐	1
機械部門	コシキ車	1
	旋盤	32
	フライス盤	9
	形壓平削盤	9
	ボール盤	11
	研磨盤	11

6生産能力

	製品名	基数	月産能力(屯)	年産能力(屯)	
四段冷壓延機	ブリキ	1	2500 (スキンパス併用) 1650	30000 20000	
二段熱壓延機	ブリキ 薄板	手動式3 自動式1	420×3=1260 1500	15000 18000	ブリキのみの時は30000
三段熱壓延機	中板	1	1500	18000	
計	ブリキ 薄板 中板 計		2910 1500 1500 5910	35000 18000 18000 71000	

7.22年度¾及¾生産計畫及實績

	¾期生産計畫	¾期生産實績	¼期生産計畫	¼期生産實績
冷壓鐵力		2387		
熱壓鐵力		1451		
小計	4000	3838	1500	
薄板	2200	2052	1250	
中板	1200	1826	2000	
ローモ板	1700	1521	850	
合計	9100	9237	4600	

8労働狀勢

當事業所勞働組合は昭21/1月いち早く結成爾來比較的穩見實實に健全なる發展を遂げて來たのであるが昭和23年10月產別傘下の全日本金屬勞働組合に加入後急速に左傾化し其の行動は過激となり當地區に於ても最も戰斗的な組合となるに至つた・然して同年12月當時鐵鋼業界に於て被格の高騰全領上斗爭に端を發し一部赤色急進的組合指導者の政治斗爭第一主義の組合運動に大なる不滿と反省を抱きたる穩見健實な進歩有志が組合の民主化を要望し遂に斗爭中分裂し五百有余名と共に新組合(所謂第二組合を結成するに至つた

	月別生産計畫	月間生産實績	½期生産計畫	½期生産實績
冷壓鋼力		2.387		
熱壓鋼力		1.451		
小　計	4.000	3.838	5.500	
薄　板	2.200	2052	1.250	
中　板	1.200	1.826	2000	
ローモ板	1.700	1.521	850	
合　計	5.100	5.237	4.600	

8勞働狀勢

當事業所勞働組合は昭2ノ1月いち早く結成爾來比較的穩見進實に健全なる發展を遂げて來たのであるが昭和23年10月產別傘下の全日本金屬勞働組合に加入後急速に左傾化し其の行動は過激となり當地區に於ても最も戰斗的な組合となるに至つた・然して同年12月當時鐵鋼業界に於て破格の高賃金値上斗爭に端を發し一部赤色急進的組合指導者の政治斗爭第一主義の組合運動に大なる不滿と反省を抱きたる穩見健實な進歩有志が組合の民主化を標望し遂に爭議中分裂し五百有余名と共に新組合（所謂第二組合を結立するに至つた

然して此の苛烈な爭議に於ては中國地區に於ても稀に見る慘憺な爭議を展開し遂に第一組合の指導者に依る會計幹部の不法監禁　暴力行爲取締違反等の刑事問題を惹起し主要なる指導者の逮捕檢擧となり爭議は約1ヶ月に及ふに至つた

翌24年1月上旬爭議も圓滿に解決し爾來當事業所內には二つの勞組が相對峙する處となつた

然して前記第二組合は民同系の組合として着々傳令なる發展を遂げ現在本社支部を併せ組合員約950名全從業員の約4分の3を占めるに至り依然中立系の勞組として組織加入はして居らず堅實な勞働運動を展開してゐる　之に對し全金單分會としての第一組合は組合員約340名全從業員の約4分の1に減少せるも專ら產別系の强硬な指導方針に則り相當活潑な術もすれば過激な組合統一の機運を醸成せるも爾後夫々運動方針其他に本質的差異を有し未た統一の段階に到達してゐない・

目下の處兩組合共會社に對して何等の要求事項の提出を見ていない・　尙昭和23年12月の爭議に於て分會側の不法監禁者に對する第一審は無罪となりたるも檢事控訴により目下第二審に提訴されてゐる

9電力料金が營業に及す影響

電力料金の値上は約3.5倍で製品屯當りの電力費の增加は次の通りになる

冷壓ブリキ	1049圓
熱壓ブリキ	883
薄　板	718
中　板	304
熱壓ローモ板	773

依つて24年度4／4期生產計畫に對し次の通りの電力費の增加を見る事になる

冷壓ブリキ	1.049㎡ × 3.150(屯)	=	3.304.350㎡
熱壓ブリキ	883 × 2.350	=	2.075.050
薄板	718 × 1.250	=	897.500
中板	304 × 2.000	=	608.000
ローモ板	773 × 850	=	657.050
合計	9.600	=	7.541.950

尙23年度4／4期に於ける電氣料金が總生産價額に對する比率は0.79%であつたが・ 24年度4/4期に於ける比率は1.79%に昂騰する事になる・

38.D

Through the Governor of Yamaguchi Prefecture.

23 Tōkō No. ア7ち1

To: Yamaguchi Military Government Team.

From: Tōyō Kohan Co.,Ltd. (Heiwa Bldg., 5 Yokoyama-cho, Nihonbashi, Chūō-ku, Tokyo)

Director President Kōjirō Kimura.

Date: August, 1948.

Application for Return of the Grounds of the Former Hikari Naval Arsenal.

(1) The grounds applicated

Mitsui, Hikari City, Yamaguchi Prefecture.

The western part of the former Hikari Naval Arsenal 1P4.268 ~~211,570~~ tsubo.

(Refer to the separate map)

(2) Period of return As soon as possible.

(3) The reason why the return is necessary.

1. Although restricted by various bad conditions, it is an undoubtful fact that the inactivity of productivity of iron & steel after the war is a big obstacle in the way to the rebuilding of our industry. Even if the production plan of iron & steel in 1948 - 1.200.000 tons - is completed, only 50% of our demands are covered. Moreover, even in the last year in the five years' economical rehabilitation plan, the output is only about 105 % of that of the standard year. Considering that the supplies for this country including imported goods are less than 2500.000 tons, we are still confronted with the dangerous economical crisis.

In order to break through the narrow path to the rebuilding of our industry, the increase of ~~hte~~ the output of iron & steel is most urgently demanded today.

This company takes an important part in the iron & steel department which is fundamentally important in our industry, and produces 50 % of the total output of tin-plates in this country as an expert maker of tin-plates. Therefore, the production of this company directly have important influence upon the other industries.

2. The Kudamatsu Plant-the site 40,000 tsubo, the building area 14,000 tsubo-was established on April in 1934, and has been displaying her topmost efficiency with hot & cold mills.

She is earnestly endeavoring to complete the production allotment of 12,000 tons a year in 1948.

However, judging from the coming demands & supplies of iron & steel, the present equipments of this plant are remarkably imperfect and are not able to display productive power to meet the production plan of iron & steel in this country. Now it is necessary for this plant to enlarge her equipments as soon as possible.

By this reason, this plant urgently applies for the return of the western lot of the former Hikari Naval Arsenal (Refer to the separate map).

In this lot, as planned separately, we shall to establish the plants of cold-mill tin-plates, electric plating, electrolysis & polishing.

DECLASSIFIED E.O. 12065 SECTION 3 (E)(1) NND 760

antirust & paints, box making, secondary products, and the warehouses for materials & products, and attached laboratories etc. We hope to greatly promote the output of tin-plates in our country, and to support the rebuilding of our industry with all our might.

3. When used, the machinery designated for reparation shall be accumulated in a fixed place till they are withdrawn, and shall be strictly administered and preserved so that they shall not be robbed or lost.

As above stated, these conditions shall have directly important influence upon the production department of iron & steel in this country. Therefore, we earnestly apply for the return of the western part of the former Hikari Naval Arsenal by your special kindly feeling.

DECLASSIFIED E.O. 11652 SECTION 3 (E)(1) NLE No. [illegible]

The plan for construction (use) in the grounds of the former Hikari Naval Arsenal

(1) Outlines.

Periods of construction of plants in the grounds of the former Hikari Naval Arsenal are divided into two. In the first period we shall establish the plants of enamelled ironware & box-making, and the warehouses for materials & products. In the second period we shall build the plants of cold-mill tin-plates electrical plating, electrolysis & polishing, antirust & paints, secondary products, and attached laberatories etc.

(2) Construction plan in the first period.

1. Enamelled ironware plant.

a Outline of equipments

Location Near Shimadamon of the western part (refer to the seperate map)

Scale site 6000 tsubo

Building area 2000 tsubo

b Period of construction

Work commenced soon after return.

Six months after the commencement.

c Outline of the enterprise.

As widely known, enamelled ironware products are chiefly exported, and above all, are largely demanded as chemical instruments or common furniture. At present, the sufficient production is not expected, for the supplies of thin iron plates which are the materials are not sufficient. But this company is producing thin steel plates together with tin-plates, and is fully supplied with the materials.

Therefore,we are planning to produce enamelled ironware to be exported.

2.Box-making plant

a Outline of the eguipments

location the ~~southern~~ eastern lot of the former steel-making plant in the western part.

Scale Site 7,000 tsubo

Building area 2,400 tsubo

b Period of construction

Work commenced soon after the return.

Six months after the commencement.

c Outline of the enterprise

This is for makin the wooden boxes to pack hot-mill tin-plates in kudamatsu plant and cold-mill tin-plates in the new plant.

By the construction of this new plant the producing capacity of hot & cold mill tin-plates will be heightened to 70,000 tons a year. And the new plant will make boxes for tin-plates dealing with 38,500 kOku of timbers.

(3) Construction plan in the second period.

1.Cold-mill tin-plate plants

a Outline of equipments

location the grounds of the former steel-making plant in ~~the~~ the western part.

Scale Site 40,000 tsubo

Building area 15,000 tsubo

b Period of construction

work commenced soon after the withdrawal of machinery for reparation.

Two years after the commencement.

c Outline of the enterprise

We shall bring here one four high cold-mill at present in Kudamatsu plant and all the additional equipments, and to set the below stated machinery which is now being applied for its importation. Then we hope to suffice the present impending demands for bottles to be exported or sold within the country and for empty cans to can food. When the above mentioned equipments are completed, our plant shall display its capacity of producing 40,000 tons of tin-plates a year.

	Number
1. Four high cold mill	1
2. Four high skin pass mill	1
3. Continuouns strip annealer	1
4. Electric plating equipments	1
5. Roll grinder	1
6. Flying shear	1

2. The plants for electrolysis & polishing and for antirust & paints.

a Outline of equipments

Location Near the entrance of Shinadamon in the western part.

Scale site 8,000 tsubo

Building area 3,500 tsubo

b Outline of the enterprise

1) Electrolysis & polishing plants

In order to positively break through the lack of tin produc-

tion and to save the consumption of tin, we shall give shining lustre on the original plates of cold-mill tin-plates by electrolysis & polishing, and adding transparent paints upon these plates, we shall supply steel sheets used in making of artistical cans.

The value of the merchandise is far beyond that of tin-plates.

2) Antirust & paints plant

To the above mentioned plates which have been electrolyzed and polished or to cold-mill full-finish black plates which have been pickled and refined paints such as component resin are added.

These articles can be subsituted for tin-plates, and are suitable for various cans of condensed milk, five gallons, and chemicals etc. Moreover, these are substituted for a half of the demands for tin-plates.

As above mentioned, the completed equipments of the plants of elecrolysis & polishing and of antirust & paints shall give a complete solution to the problem of tin & other secondary materials which are insufficient in producing tin-plates. Then, these plants shall greatly contribute to the iron & steel circle in our country when tin is now sadly insufficient.

Moreover, the rapid realization of the industry related with the above mentioned paints is specially encouraged by the occupied forces.

3. Electric plating plants

a Outline of equipments

Location Near the entrance of Shisademon in the western part.

Scale Site 5.000 tsubo

Building area 2,ooo tsubo

b Period of construction

Work commenced soon after with drawal of machinery for reparation. A year after the commencement.

c Outline of the enterprise

This is for saving tin producing tin-plates as is the method of electrolysis & polishing. By electric plating the surface of plates is made more shining than by common tin plating method and $\frac{2}{3}$ of tin is saved. So, the success of this enterprise is greatly expected.

4. Plants for secondary products

a Outline of equipments

Location The southern lot of the former steel-making plant in the western part.

Scale Site 6,000 tsubo

Building area 2,000 tsubo

b Period of construction

With in a year after the return

c Outline of the enterprise

This is for producing necessaries of life in this country with scraps generated in the course of the production of cold-mill & hot-mill tin-plates. These scraps shall amount to about 9,000 tons a year and be alloted to the production of the above mentioned daily necessaries.

DECLASSIFIED E.O. 12065 SECTION 3 (E)(1) NND 963001 By [illegible] NARS, Date 12-18-96

5. Attached laboratories

a Outline of equipments

Location Near the entrance of Shimadamon

Scale Site 500 tsubo

Building area 300 tsubo

b Period of construction

c Outline of the enterprise

It is unquestionably necessary for us to adopt various new methods in the course of producing tin-plates, or to have excellent equipments for the exultation of the quality and for various experiments in the course of producing enamelled iron-ware etc. This is the reason why the laboratories are necessary

4. Hopes for the future.

After these grounds are returned and things for reparation are withdrawn, with the permission of the Government, we shall revive the former equipments in these grounds instead of building a new cold-mill tin-plate plant now under the construction plan of the second period, and shall construct steel-making plants which have capacity of producing about 100,000 tons a year. And we have a strong intention to make these plants march forward to help the rehabilitation of iron & steel industry in Japan.

n Part of the Former Hikari Naval Arsenal

旧光海軍工廠

西部地區配置圖　　縮尺 1/5,000



0302

The Western Part of the Former Hikari Nav
旧光海軍工廠 西部地區配置圖

Notes:
a. Red dotted lines 1st period construction
b. Blue lines 2nd " "
c. Red buildings are to be withdrawn

A. The return of the area surrounded by the red line is applied for.

B. The buildings within the above area is applied for.
"return of the

番号	工場名	摘要
A	島田門	
B	建物	
C	倉庫	
D	倉庫工場	
E	発電工場	
F	機械工場	
G	〃	〃
H	組立工場	〃
I	石炭置場ボイラー室	
J	電気炉鋼工場	〃
K	ガス発生炉	〃
L	鋳物工場	〃
M	電気炉鋼工場	
N	石炭置場	〃
O	ヌード工場	〃
P	石炭置場	〃
Q	事務所工場	〃
R	ボイラー室	〃
S	第一機械工場	〃
T	ヤード	〃

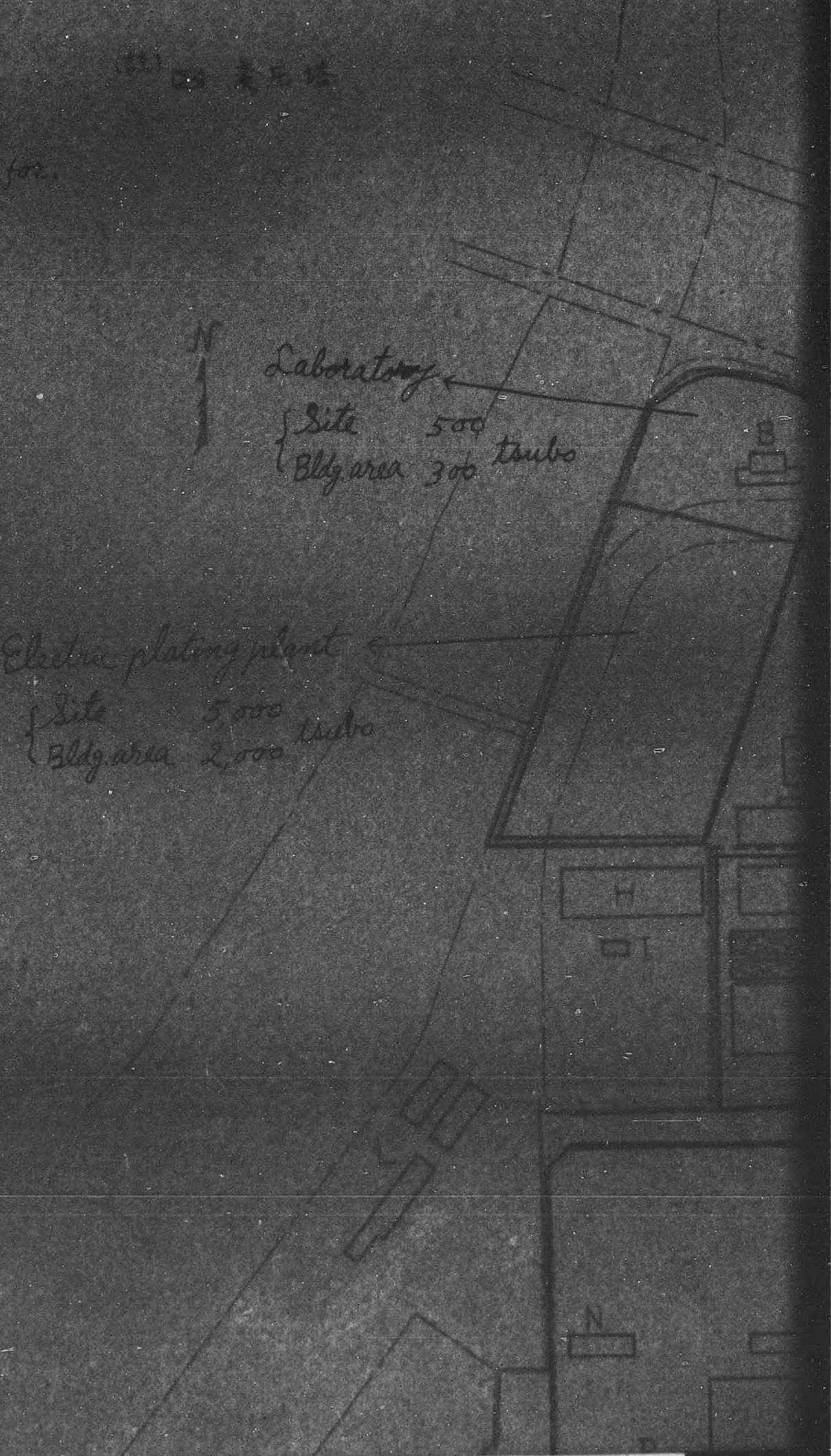

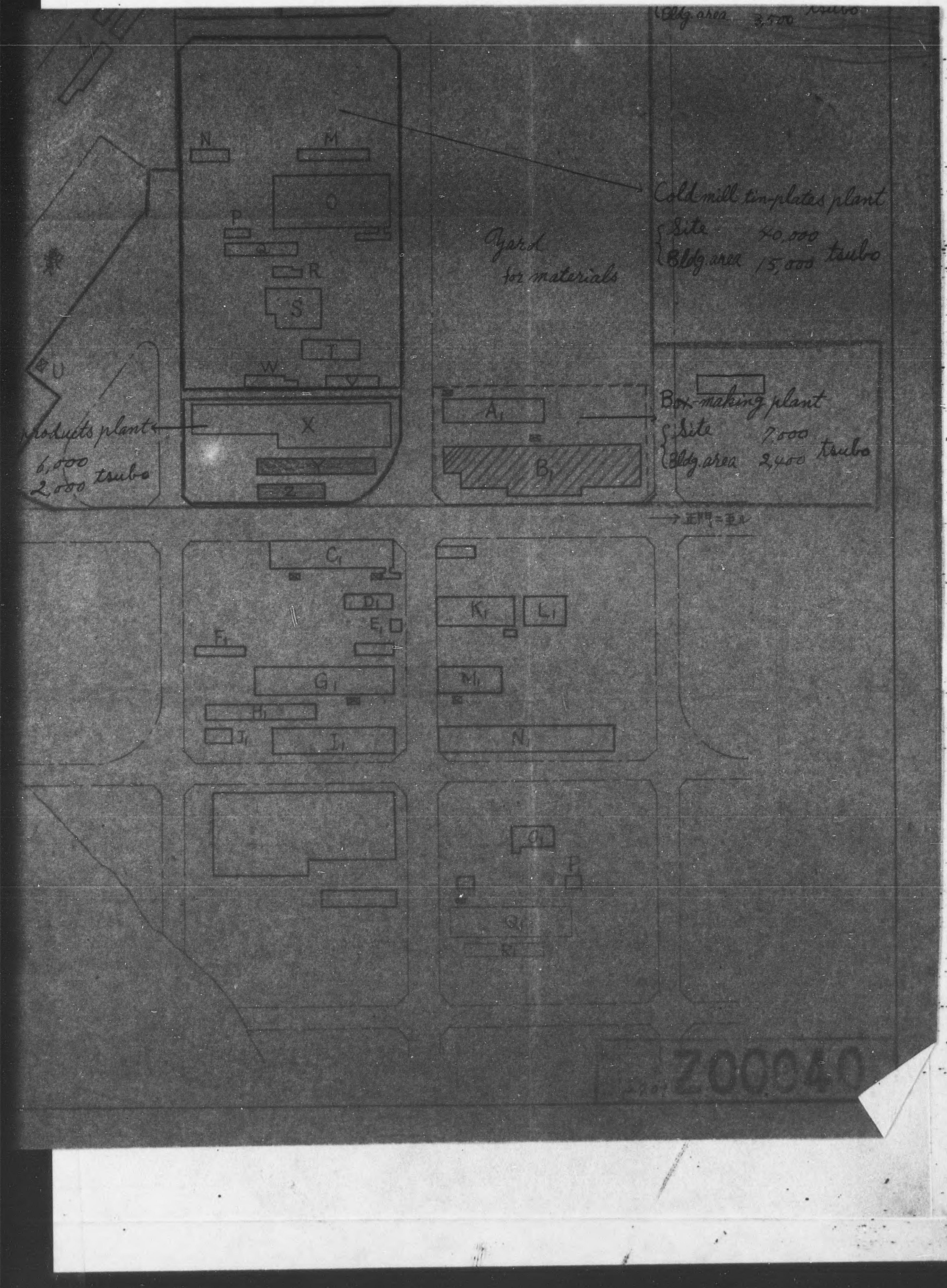
Bldg. area 3,500 tsubo
N
M
O
P
Q
R
S
T
U
W
V
X
Y
Z
A1
B1
Yard for materials
Cold mill tin-plates plant
Site 20,000
Bldg. area 15,000 tsubo
products plant
6,000
2,000 tsubo
Box-making plant
Site 7,000
Bldg. area 2,400 tsubo
→正門ニ至ル
C1
D1
E1
F1
G1
H1
I1
J1
K1
L1
M1
N1
O1
P1
Q1
R1

N	[illegible]
O	第一製鋼工場
P	[illegible]
Q	第[illegible]工場
R	[illegible]
S	第一眼鏡工場 〃
T	十一 〃
U	第五冷 〃
V	元 五 場 〃
W	第[illegible]工場 〃
X	第二眼鏡工場 〃
Y	ヤード 〃
Z	第二眼鏡工場 〃
A_1	熱鍊工場 〃
B_1	第一機械工場 〃
C_1	第[illegible]工場 鋳物
D_1	檢查工場 〃
E_1	元 五 場 〃
F_1	模型工場 鋼
G_1	鑄造工場 〃
H_1	〃 造
I_1	〃 〃
J_1	模型工場 〃
K_1	鑄九工場 〃
L_1	鍛鍊工場 〃
M_1	第一鍛造工場 〃
N_1	第二鍛造工場 〃
O_1	板金工場 〃
P_1	木 工 場 〃
R_1	ヤード 〃



To Yamaguchi Military Government Team

Postscript

Hikari is a former military city which was established on April 1, 1943 joined by one town and four villages with the establishment of the former Naval Arsenal during the war, but soon after its construction, it met with the end of the war, and was deprived of the main conditions for its maintenance. Factory lands which were the left lands of the former Naval Arsenal, houses and dormitories which were the welfare equipments for the workers, and unfinished city-construction plan not expected to be completed in future are left behind as the inheritance of the former Arsenal era. Hikari, burdened with these various complicated problems, is barely keeping the form of a city and is a poor and hard-to-cure city rarely seen all over the country.

Above all, with the dispersion of the workers of the former Arsenal era soon after the end of the war, two thous and and several hundreds of the houses or dormitories for the workers became empty, and many who returned from abroad or who suffered from war disaster in cities have moved into this city seeking for their residences. Now this city has those who are living a generally poor life, for instance those who returned from abroad or who suffered from war disaster, about one-third of the whole citizens who are more than 36,000. It is a seriously important social problem for the unproductive city of Hikari. This city is earnestly planning to revive the production by turning the left lands of the former Arsenal to the peacetime industry, and by absorbing the straitened into this, it is endeavoring to solve these difficult problems. At present, only with the advance of Takeda Chemicals Industry Co.,Ltd.(about 600 employees) and Transportation Ministry Rolling-stock Plant(about 650 employees), the conversion is sorrowfully slow and uneffective.

Nevertheless, it is greatly welcomed by the 40,000 citizens of Hikari City that Toyo Kohan Co.,Ltd. is planning to industrially advance into the area of about 250,000 tsubo around the western part of the former Naval Arsenal. We urgently expect that the beginning of the work may save many Hikari citizens from their straitened conditions. At the realization of this plan, Hikari City shall not only be able to revive as an industrial city mainly depending upon the peacetime industry, but also shall be expected to develop more greatly than before. Moreover it shall be an effective measure to save those who

DECLASSIFIED E.O. 11652 SECTION 3 (E), NARS NO.

returned from abroad or who suffered from war disaster from their unemployment.

The company shall surely begin the work of this plan at the same time with the return with the earnestness and experiences of the staffs of the Company. Therefore, we are now intently waiting for the return of the lands by the good-will of the Military Government Team.

Hereby, we explain the conditions of the city that you may investigate the separate application documents by Tōyō Kōhan Co.,Ltd. for the return of the lands as soon as possible by your kindly sympathy for the before-stated conditions of Hikari City, and that you may permit the whole items of the application.

October 4, 1948

Mayor of Hikari

Raigo. Yamamoto.

DECLASSIFIED E.O. 12065 SECTION 3 (E), MHS letter

October 1st, 1948

SUBJECT: Application for Approval of Boundary-Line
of Factory Land

TO :

Sir, Mayor of Hikari. Yamaguchi P. R. E

I should like to submit an application for the release of land as our factory site as shown in the below-described sketch.

I hereby entreat you to acknowledge that the red line described in the sketch is a boundary-line.

Yours truly,

(Signature) R. Kimura

Rojiro Kimura
President,
The Toyo Kohan Co., Ltd.

I hereby acknowledge the above statement.

October , 1948

(Signature) Raizo Yamamoto

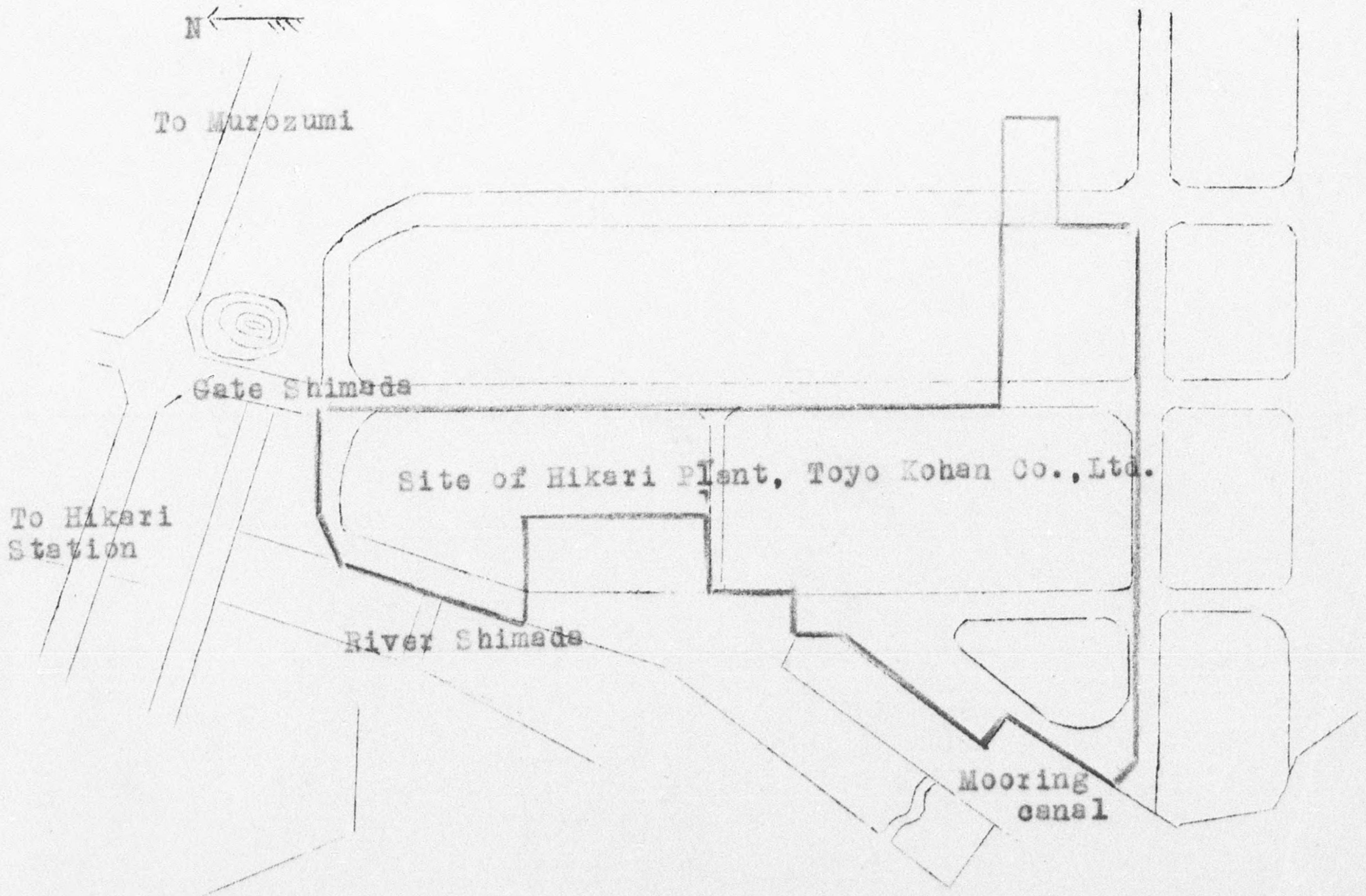

October 1st, 1948

SUBJECT: Application for Approval of Boundary-Line of Factory Land

TO : Director, Hiroshima Railway Division

Sir,

I should like to submit an application for the release of land as our factory site as shown in the below-described sketch.

I hereby entreat you to acknowledge that the red line described in the sketch is a boundary-line.

Yours truly,

(Signature) K. Kimura

Kojiro Kimura
President,
The Toyo Kohan Co.,Ltd.

I hereby acknowledge the above statement.

October , 1948

(Signature) T. Otsuka

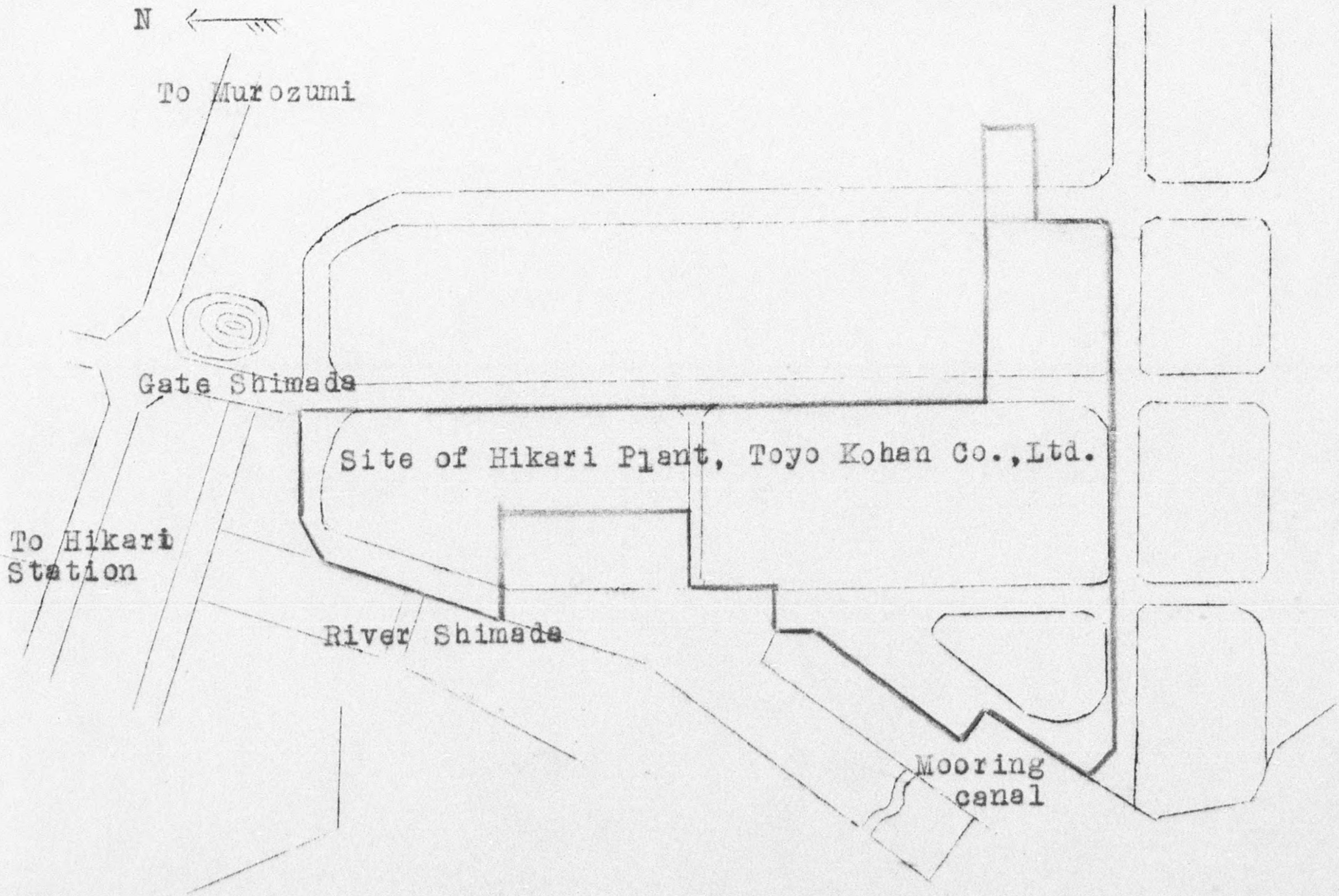

Through the Yamaguchi Local Department

23 Tōkō No. 1362

To: Yamaguchi Military Government Team.

From: Tōyō Kohan Co.Ltd.,(Heiwa Bldg.,5 Yokoyamacho,Nihonbashi, Chūō-ku, Tōkyō)

Director President Kōjirō Kimura

Date: 29 August, 1948

Application for Return of the Grounds of the Former Hikari Naval Arsenal

(1) The grounds applicated

Mitsui,Hikari City, Yamaguchi Prefecture.

The western part of the former Hikari Naval Arsenal ~~Tsubo~~ Tsubo

(Refer to the separate map)

(2) Period of return As soon as possible.

(3) The reason why the return is necessary.

As stated separately in the third article of Tōkō No, Written Application,this company, endeavouring to increase productivity to meet the production plan of iron & steel in this country,is preparing to establish a branch-plant at Hikari with the idea stated separately.

Though it may be impossible for us to begin the whole work at once being restricted by the conditions of the withdrawal of machinery for reparation etc., at least, we wish to receive the return of the first lot in the separate map, and to commence the first-period establishment planned separately.

Therefore,we earnestly apply for the return by your special care.

DECLASSIFIED E.O. 11652 SECTION 3 (E)(2) NND 963001

ern Part of the Former Hikari Naval Arsenal.

旧光海軍工廠

西部地区配置図　　縮尺 1/5,000

The return of the area surrounded by the red line is applied for.

DECLASSIFIED E.O. 11652 SECTION 3 (E)(2) NARS DATE

Z0C040 1047

The Western Part of the Former Hika
旧光海軍工廠
西部地區配置

符号	工場名	摘要
A	鳥居門	
B	起重機工場	鉄
C	変圧塔	〃
D	木具工場	〃
E	塔鉢工場	〃
F	機械工場	〃
G	〃	〃
H	組立工場	〃
I	石灰石焼成炉工場	鋼
J	電気製鋼工場	〃
K	第二変電所	鉄
L	材木工場	〃
M	第二石灰焼成炉工場	鋼
N	石灰石焼成炉	〃
O	第一製鋼工場	〃
P	石灰石焼成炉	〃
Q	高射記銃場	〃
R	第二変電所	〃
S	材料倉庫	〃



DECLASSIFIED - E.O. 11905 - SECTION 3 (E)(1)(iii) NLE

N	石灰石破砕機室	〃
O	第一製鋼工場	〃
P	石灰石貯蔵サイロ	〃
Q	高熔鉱置場	〃
R	酸素発生炉工場	〃
S	第一鍛鉄工場	〃
T	ヤード	〃
U	変圧塔	鉄
V	汽缶場	鋼
W	酸素発生炉工場	〃
X	第二鍛鉄工場	〃
Y	ヤード	〃
Z	第三鍛鉄工場	〃
A_1	熱鍛工場	〃
B_1	第一機械工場	〃
C_1	建築工場	鋼筋
D_1	検査工場	鉄
E_1	汽缶場	〃
F_1	鍛型工場	鋼
G_1	鋳造工場	〃
H_1	〃	造
I_1	〃	〃
J_1	機型工場	〃
K_1	鋳物工場	鉄
L_1	鍛鉄工場	〃
M_1	第二製缶工場	〃
N_1	第二製缶工場	〃
O_1	機金工場	〃
P_1	木工場	〃
Q_1	機械工場	〃
R_1	ヤード	

DECLASSIFIED - Authority NND 760030 By NARS, Date 12/22/76

The return of the area surrounded by the red line is applied for.

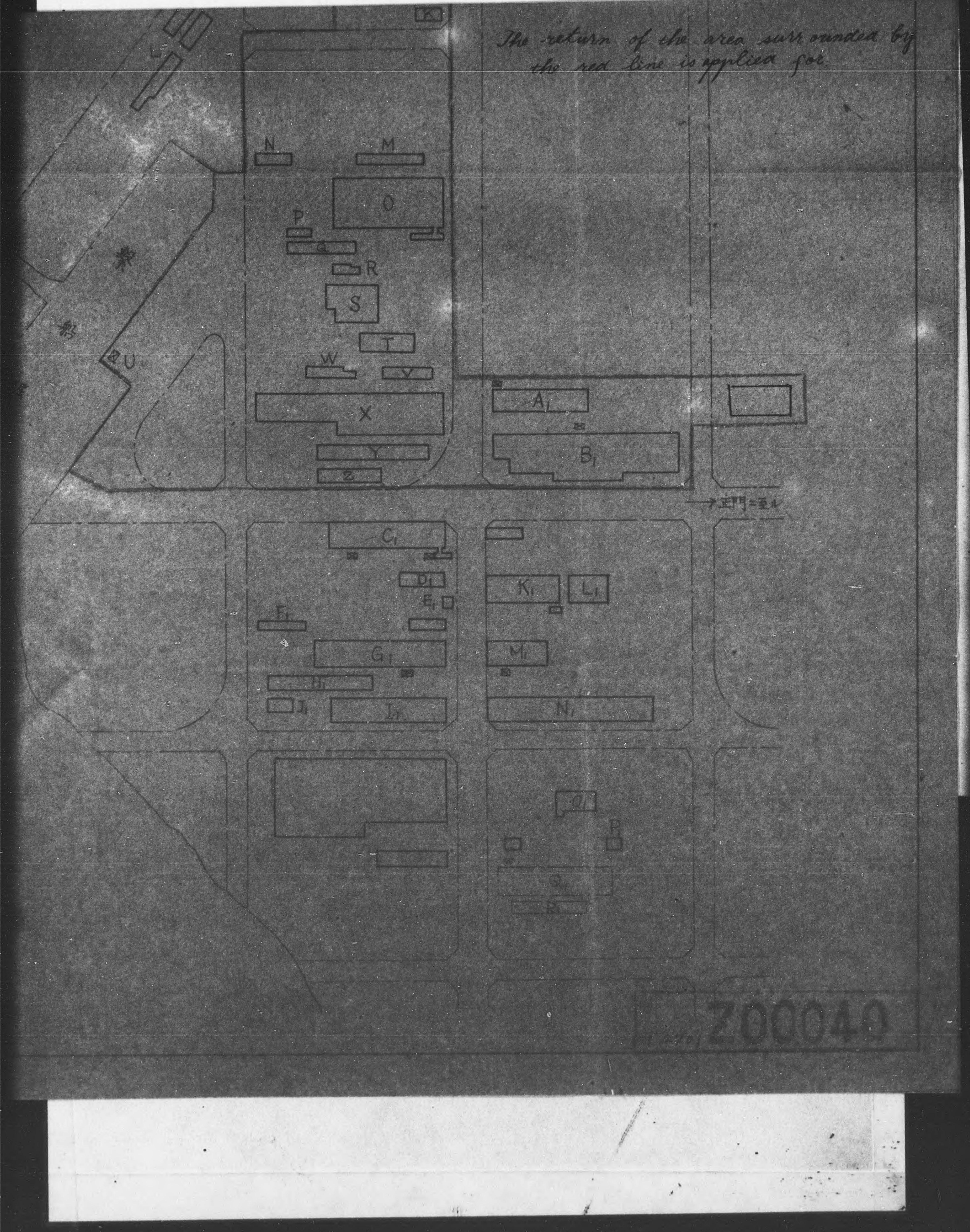

DECLASSIFIED - Not Restricted

Copy

Shirei Sei No. 3/601
November 21, 1945

The permission for the transference of the amunition factory to a civil industry factory as applied for by Kudamatsu Plant of the Toyo Kohan K.K. under the date of November 17, 1945 is hereby given on condition as mentioned hereunder.

1. Free disposal of the stock goods for war purposes (inclusive finished and half-finished goods and materials) will not be made pending the instructions from the Occupation Forces. (Survey into the stock will be made by the Occupation Forces shortly.)
2. The books and documents concerning equipments, patent rights, properties et cetera of the factory will be kept always in good condition.

Shigeru Okamoto
Governor
Yamaguchi Prefecture

H/H

2

DECLASSIFIED E.O. 12065 SECTION 3 (E), MACO NO.

YAMAGUCHI DETACHMENT
SEVENTY-SIXTH MILITARY GOVERNMENT
HEADQUARTERS AND HEADQUARTERS COMPANY
APO 24

Yamaguchi, Japan

File: _____

SUBJECT: Permit for Operation of Industrial Facility

TO : Toyo Kohan Kabushiki Kaisha.
(Name and Address of Firm)

Kudamatsu

1. a. In accord with paragraph 3, b, Directive Number Three (3) from the Supreme Commander to the Japanese Imperial Government, dated 22 September 1945, the Toyo Kohan Kabushiki Kaisha
(Name of Firm)
is permitted to immediately start production of

Enamelled Articles (pans, Plates, wash-basin. Silicon-Steel
(Name of Items)
Presses and Machines for canning food.

b. Maximum production currently authorized is

Enamelled Articles (pans, plates, wash-basins, 20 Tons per Month silicon steel used for making Electric Machines 40 Tons per Month, Presses 5 Per month, Machines for canning food 30 Per month.

2. The acquisition of material, parts and sub-assemblies as well as the disposition of finished products, and the establishment of sales prices will be in accord with the regulations of the Imperial Japanese Government.

3. Until otherwise directed by this headquarters, a monthly report in English of each item, by name, type and quantity produced by each factory, sub-contractor subsidiary within this factory's control will be delivered to this office by the fifteenth (15) day of the following month.

4. It is understood that this permit for reconversion is issued subject to any and all directives affecting reconversion, ultimate disposition or otherwise, which have been issued or may hereafter be issued by the Supreme Commander for the Allied Powers or by this Headquarters.

ALFRED P. ROBERTSON
Major, Infantry
SMGO

Info Copy to:
GHQ-SCAP (Attn: ESS) (1)
GHQ-SCAP (Attn: C-2) (1)
CG Eighth Army (Attn: Mil Govt (1)
YAMAGUCHI Ken Liaison Office (1)
Governor of Prefecture (1)

/I

I prove the fact which the company state the opinion (4) as mentioned above.

K. Yamaguchi

K. Yamaguchi

Director of the commerce and industry
of Chugoku office, Trade.
Department of the Commerce and Industry.

I prove the fact which the company state the opinion (4) as mentioned above.

K. K. Yamaguchi

Director of the Commerce and Industry
of Chugoku Office, Trade.

Department of the Commerce and Industry.

I prove the fact which the company state the opinion (4) as mentioned above.

I. Aoyagi

ICHIRO AOYAGI
Governor,
Yamaguchi Prefecture.

March 26, 1947

Report On The Factory

No.1-1302, Oaza-Higashitoyoi, Kudamatsu City, Yamaguchi Pref.

Tōyō Kōhan K.K., Kudamatsu Factory.

To: Headquarters of the Yamaguchi Military Goverment,
on March 26, 1947.

Subject: Report on the factory under the order of Major Justice
of the Headquarters of the Yamaguchi M.G.,
on March 22, 1947.

Name of company: Tōyō Kōhan K.K.

Name of factory: Kudamatsu Factory.

Location of company: Fifth Floor of Tatsumi Building, No.5.
2-chome, Hon-cho, Chuō-ku, Tokyo.

Location of factory: 1-1,302, Oaza-Higashitoyoi, Kudamatsu-City
Yamaguchi Pref.

I. History of the factory

Date of foundation: April 11,1934.

Date of commencement of business: March 1, 1935.

This factory was established for the purpose of manufacturing of tin-plate for canned foods.

(1) At the time of the foundation, it was planned to produce 30,000 tons of tin-plate a year with six hot roll mills, and the business commenced in March, 1935.

(2) In 1937, a complete set of tin-plate manufacturing machine, which is called cold rolling strip mill and have capacity manufacturing tin-plate of 9,600 tons a year was imported from America, and it was put in motion in September, 1938.

[illegible] factory continued to manufacture its prod-

I. History of the factory

Date of foundation: April 11,1934.

Date of commencement of business: March 1, 1935.

This factory was established for the purpose of manufacturing of tin-plate for canned foods.

(1) At the time of the foundation, it was planned to produce 30,000 tons of tin-plate a year with six hot roll mills, and the business commenced in March, 1935.

(2) In 1937, a complete set of tin-plate manufacturing machine, which is called cold rolling strip mill and have capacity manufacturing tin-plate of 9,600 tons a year was imported from America, and it was put in motion in September, 1938.

(3) Tin-plate manufacturing factory continued to manufacture its products as necessaries, during the time of war, and at the same time, it was ordered to manufacture duralumin sheet by means of the cold rolling strip mill, and it manufactured duralumin sheet in concert with the Sumitomo-Kinzoku Co., in April 1942, and Mitsubishi-Keigokin Co.,from May in 1943 to the end of war, but the quantity of products was jist a little.

(4) During the time of war, machine-shop which is attached to tin-plate manufactring factory was used as a subcontrated-shop of the Hikari Naval Arsenal, and it had manufactured parts of arms by means of extending a part of the shop.

(5) After the end of war, as this factory was allowed to convert to peaceful industry on date of 21th,November, 1946, tin-plate manufacturing factory is manufacturing tin-plate, black sheet and silicon steel, and machine-shop is manufacturing small type of fishary engine and press.

2. Products from commencement of operation

(1) Tin-plate (hot rolling and cold rolling)

(2) Black sheet

(3) Duralumin

(4) Parts of arms (shell case and parts of gun-mountain)

(5) Small type of fishary engine

(6) Press

(7) Silicon steel

3. Name and date of new purchased machine.

remarks: machines which was purchased to produce munitions are marked " M ".

(1) Hot rolled tin plate mill.

Name	Number	Date of purchase	Note
2-high hot rolling mill, 6 stands	1 set	Oct. 5, 1934	
2-high cold rolling mill, 3-line parallel each line 3 stands tandem	1 set	Oct. 5, 1934	
Bar shearing machine	1	Jan. 31, 1935	
Heating furnace	4	May 15, 1935	
Doubling shear	7	Dec. 22, 1934 Sep. 30, 1936	
Square shear	8	Jan. 31, 1935 Oct. 19, 1936	
Pickling machine	3	Jan. 31, 1935 Sep. 26, 1936	
Continuous annealing furnace	1	May, 1935	
Tinning apparatus	8 set	Nov. 24, 1934 April 30, 1936	
Hydraulic scrap press	1	Nov. 27, 1935	
Nailing machine	2	Jan. 17, 1935	
Slitter	2	May 20, 1935	
Overhead creane	6	Dec. 15, 1934 May 30, 1936	
Roll grinder	1	Nov. 26,,1934	

Continuous annealing furnace	1	May, 1935
Tinning apparatus	8 set	Nov. 24, 1934 April 30, 1936
Hydraulic scrap press	1	Nov. 27, 1935
Nailing machine	2	Jan. 17, 1935
Slitter	2	May 20, 1935
Overhead creane	6	Dec. 15, 1934 May 30, 1936
Roll grinder	1	Nov. 26,,1934
Cutter grinder	1	Oct. 5, 1934
Cylindrical grinder	1	Nov. 26, 1934
Sathe	1	Oct. 10, 1934

(2) Cold rolled tin plate mill.

Name	Number	Date of purchase	Note
Reversing 4-high cold strip mill	1 set	May 18, 1938	
Loose coiler	1	" " "	
Coil pickler	1	" " "	
Tight coiler	1	" " "	
Cleaning line	1	" " "	
Flying shear line	1	" " "	
Tube annealing furnaces	4	May 18, 1938 Dec. 30, 1938	1 base 3 bases
Square shear	3	Dec. 19, 1939	
Overhead crane	2	May 19, 1938 Aug. 9, 1939	50 ton. 10 ton.
Roll grinder	1	May 19, 1938	
Roll lathe	1	Dec. 1, 1935	

(3) Light alloy sheet mill

Name	Number	Date of purchase	Note
Melting furnace	4	1944	M
Ingot molding mealine	2	1944	M
Heating furnace	1	1944	M
Sheet roller leveller	3	Oct. 5, 1934 1944	

(4) Hot rolled plate mill

Name	Number	Date of purchase	Note
3-high hot rolling mill	1	1944	
Plate shear	1	1944	
Overhead crane	1	Oct. 10, 1936	

(5) Machine shop

Name	Number	Date of purchase	Note
Lathe	1	May 17, 1940	
"	2	May 12, 1940	
"	1	Aug.25, 1934	
"	4	May 24, 1938	
"	1	May 12, 1940	
"	4	Oct.29, 1940	
"	2	Nov. 6, 1938	
"	1	Sep.15, 1938	
"	4	Aug. 5, 1940	
"	1	Aug.20, 1940	
"	1	Aug.20, 1940	
"	3	Oct.10, 1939	
"	2	Oct.10,1939	
"	1	Aug.31, 1945	
"	1	Aug.31, 1945	
"	1	Sep.30, 1932	

	Lathe	1	May 17, 1940
	"	2	May 12, 1940
	"	1	Aug.25, 1944
	"	4	May 24. 1938
	"	1	May 12, 1940
	"	4	Oct.29, 1940
	"	2	Nov. 6, 1938
	"	1	Sep.15, 1938
	"	4	Aug. 5, 1940
	"	1	Aug.20, 1940
	"	1	Aug.20, 1940
	"	3	Oct.10, 1939
	"	2	Oct.10,1939
	"	1	Aug.31, 1945
	"	1	Aug.31, 1945
	"	1	Sep.30, 1932
	"	1	Aug.31, 1945
	"	3	Sep.30, 1932
	"	1	Sep.30, 1932
	"	1	Aug.31, 1945
	"	2	Aug.31, 1945
	"	1	Sep.30,1945
	"	1	Aug.31, 1945
	"	5	Sep.30, 1943
	"	1	Sep.30, 1943
	"	1	Oct.30, 1932
	Boring machine	1	Sep. 30, 1932
	Thread cutting machine	1	Aug.31, 1945
	Milling machine	2	Jun.17, 1939
	"		

Milling machine	1	1937		
"	1	Oct.10, 1938		
"	2	Sep.30, 1943	M	Part lack
"	2	Sep.30, 1943	M	"
Boring machine	1	Jun 12, 1939		
Radial boring machine	1	Jun 23, 1939		
"	1	Jun 4, 1939		
Drilling machine	1	Jun 2, 1939		
"	1	Jun 29, 1939		
"	1	Jun 7, 1939		
"	2	Aug.30, 1943	M	
"	1	Aug.30, 1943	M	
"	4	Aug.30, 1945		
Shaper	1	Oct. 7, 1939		
"	1	Oct.26, 1939		
"	1		M	
"	1	Aug.30, 1945		
"	2	Aug.30, 1945	M	
Thread miller	2	Oct.30, 1937		
Slotter	1	Oct. 1, 1939		
"	1	Oct.26, 1939		
"	1	April 17, 1939		
"	2	April 17, 1939		
"	2	Feb.27, 1940		
Planner	1	Feb.10, 1937		
"	1	Sep.30, 1943	M	
Grinding machine	1	Dec. 4, 1939		
"	1	April 27, 1937		
"	1	April 14, 1937		
"	1	Sep.13, 1939		
"	1	Sep.30, 1939		
Over wit	4	Aug.30, 1945		

"	2	Aug.30, 1945	M
Thread miller	2	Oct.30, 1937	
Slotter	1	Oct. 1, 1939	
"	1	Oct.26, 1939	
"	1	April 17, 1939	
"	2	April 17, 1939	
"	2	Feb.27, 1940	
Planner	1	Feb.10, 1937	
"	1	Sep.30, 1943	M
Grinding machine	1	Dec. 4, 1939	
"	1	April 27, 1937	
"	1	April 14, 1937	
"	1	Sep.13, 1939	
"	1	Sep.30, 1939	
Power unit	4	Aug.30, 1945	M
"	4	Sep.20, 1939	

6) Auxilliaries

a) Repairing shop

Air hammer	1	Nov.24, 1934	
Sheet bender	1	Sep. 1, 1935	
Wood lathe	1	Oct.22, 1937	
Wood planing machine	1	June26, 1937	
Wood circular sawing machine	1	Oct.22, 1937	
Wood band sawing machine	1	April 19, 1937	
Drilling machine	1	Sep. 7, 1934	
"	1	March 26, 1941	
"	1	Aug.20, 1934	
Shaper	1	Nov. 5, 1937	

Slotter	1	
Milling machine	1	Nov.28, 1938
"	1	Dec. 1, 1939
Sawing machine	1	Sep.20, 1934
Lathe	1	May 30, 1944
"	1	March 10, 1941
"	2	Jun 30, 1935
"	1	May 20, 1944
b) Water supply, for gas and boiler		
Wood type gas producers	4	Nov.24, 1934
Babcock boiler	3	Dec. 1, 1934
Takuma type boiler	3	May 19, 1938
Vertical boiler	2	March 18, 1942
Lancashire boiler	1	Jun 7, 1938
Gas cleaner	2	May 18, 1938
c) Attached electric equipment		
Transeformer	1 set	Nov.26, 1934
d) Press shop		
Press	1 set	Oct.31, 1942 Oct.22, 1943
e) Labaratory		
Equipment of labaratory	1 set	May 22, 1935
f) Etc.		
10tons gibcrane	1	June 20, 1935
3 tons gibcrane	1	July 31, 1935

4. An opinion to "be appointed or not to indemenity-factory" It is thought that this factory will do not appoint to indemenity-factory owing to following reasons.

(1) It is pure private company, and it has no capital of Japanese military and government.

(2) It was established for the purpose of manufacturing tin-plate for canned-food, and it is clear that this factory is peaceful industry from the first.

(3) It was a plant which has the purpose to produce commodities chifly during the time of war too.

Remarks: Since the establishment of this factory, the ratio between civil commodities and numitions is following.

Date	commodities %	munitions %
1935	100	0
1936	100	0
1937	100	0
1938	100	0
1939	100	0
1940	100	0
1941	100	0
1942	91	9
1943	73	27
1944	65	35
1945	82	18
1946	100	0
1947	100	0

(4) Chief products ~~fe~~ of this factory are tin-plate, black sheet and small type of fishery engine, and these parts in the Japanese industry are following.

Date	commodities %	munitions %
1935	100	0
1936	100	0
1937	100	0
1938	100	0
1939	100	0
1940	100	0
1941	100	0
1942	91	9
1943	73	27
1944	65	35
1945	82	18
1946	100	0
1947	100	0

(4) Chief products ~~fe~~ of this factory are tin-plate, black sheet and small type of fishery engine, and these parts in the Japanese industry are following.

a) Tin-plate

It is a most important material to make canned and bottled foods judging from the narrow food-circumstances in Japan, and the quantity of tin-plate which is necessary for supplying the domestic demand is 60,000 tons for the use of canned and bottled food at least, and 40,000 tons for the other use. The productive of this factory is 40,000 tons a year, and it is necessary that the productive equipments are put in motion with their full capacity. Now, tin-plate is used as collateral security, materials of canned-food, canned-mandarin orange which Occupied Forces use and can of D.D.T.

The makers of tin-plate are this factory and Yahata factory of Nihon-Seitetsu Co., and the ratio of their products is almost equal, and therefore it is necessary that the management to close this factory decrease 50 % of productive quantity of Japan.
This factory is ordered to manufacture 1,000 tons tin-plate from January in 1947 to March by the Department of Commerde and Industry.

b) Black sheet

It is used for materials of resuscitation from the war-damaged, and producing of coal, fertilizer, and farm implements and other materials for establishment, and this factory is ordered to manufacture 500 tons black sheet from January in 1947 to March by the Department of Commerce and Industry.

c) Small type of fishery engine

Small type of fishery engines 5 H.P. are being made 40 a month, and take part in the millification of narrow food-circumstances at present. Also this factory is engaged in repairing operation on a large scale.

(5) Since this factory built a trade union have had not only a dispute but about 1000 employees are making efforts to promote the production with one accord. Therefore if there is a management which this factory is fixed as a indemenity-factory, it will lead to the unemployment problem of about 1,000 employees and about 1,500 family, who are absorbed in producing.

The makers of tin-plate are this factory and Yahata factory of Nihon-Seitetsu Co., and the ratio of their products is almost equal, and therefore it is necessary that the management to close this factory decrease 50 % of productive quantity of Japan.
This factory is ordered to manufacture 1,000 tons tin-plate from January in 1947 to March by the Department of Commerde and Industry.

b) Black sheet

It is used for materials of resuscitation from the war-damaged, and producing of coal, fertilizer, and farm implements and other materials for establishment, and this factory is ordered to manufacture 500 tons black sheet from January in 1947 to March by the Department of Commerce and Industry.

c) Small type of fishery engine

Small type of fishery engines 5 H.P. are being made 40 a month, and take part in the millification of narrow food-circumstances at present. Also this factory is engaged in repairing operation on a large scale.

(5) Since this factory built a trade union have had not only a dispute but about 1000 employees are making efforts to promote the production with one accord. Therefore if there is a management which this factory is fixed as a indemenity-factory, it will lead to the unemployment problem of about 1,000 employees and about 1,500 family, who are absorbed in producing.

Name of Manager Kinzaburo Yokoyama

Address No. 1,063 Nishitoyoi Kudamatsu City
Yamaguchi Prefecture

Date 6th January 1947

Reports of Products
(December 1946)

1. Name of Firm: Toyo Kohan Co., Ltd.

2. Location: (Plant) Kudamatsu City Yamaguchi Prefecture
(The head office) Nihonbashi Tokyo

3. Products

Name of Products	Quantity
a. Tin plate	5,233 kg
b. Black sheet iron	~~75,714 kg~~ 75,684

Manager

K. Yokoyama

Kinzaburo Yokoyama

Name of Manager Kinzaburo Yokoyama

Address No. 1,063 Nishitoyoi Kudamatsu City
Yamaguchi Prefecture

Date 6th January 1947

Reports of Products
(December 1946)

1. Name of Firm: Toyo Kohan Co., Ltd.

2. Location: (Plant) Kudamatsu City Yamaguchi Prefecture
(The head office) Nihonbashi Tokyo

3. Products

Name of Products	Quantity
a. Tin plate	5,233 kg
b. Black sheet iron	~~75,714 kg~~ 75.684.

Manager

K. Yokoyama

Kinzaburo Yokoyama

工場長名　　横　山　金　三　郎

住　　所　　山口縣下松市西豐井一、〇六三番地

日　　附　　昭和二十二年一月六日

生　産　報　告

（十二月分）

1. 商　　號　　東洋鑄鋸株式會社

2. 所　在　地　(工場)山口縣下松市

(本社)東京都日本橋區本町二丁目

3. 生　　產

生產品目	數　量
a. 鐵　力　鋸	5,233 枚
b. 薄　　板	~~75,714 枚~~ 75,684

工場長　橫　山　金　三　郎

工場長名　　横　山　金　三　郎

住　　所　　山口縣下松市西豐井一〇六三番地

日　　附　　昭和二十二年一月六日

生　産　報　告

（十二月分）

1. 商　　號　　東洋製鐵株式會社

2. 所　在　地（工場）山口縣下松市

（本社）東京都日本橋區本町二丁目

3. 生　　産

生産品目	數　量
a. 鐵　力　鋲	5,233 粍
b 薄　　板	~~75,914 粍~~ 75,684

工場長　横　山　金　三　郎

File

1st Ind

HEADQUARTERS, 76th Mil Govt, Hq & Hq Co., APO 24 Kure, Japan 18 May, 1946.

TO: Commanding General, Eighth Army, APO 343
(Attention: Mil Govt Section)

463

Hq 76th MG Co.
SMGO
Ex O
Adj
2 cys

JOHN D. MONTGOMERY
1st Lt., TC
Adjutant

SMGO
EXEC
ADJ
FILE

24 MAY 1946

AG 004 (MG) 2nd Ind.

Headquarters Eighth Army, APO 343

TO: Commanding Officer, 76th Military Government Company, APO 317.

1. The temporary use by the Toyo Kohan Kaisha Ltd., of thirty nine (39) pieces of machinery which are the property of the Hikari Naval Arsenal is approved subject to the following conditions:

a. That the temporary use of these machines does not release them from reparations action.

b. That your headquarters retain the machinery on the inventory of the Hikari Naval Arsenal with a notation thereon relative to its temporary use and the authority therefor.

c. That this company be made responsible for proper care and maintenance of this machinery.

d. That no conversion or modification of this machinery and equipment be permitted.

BY COMMAND OF LIEUTENANT GENERAL EICHELBERGER:

8 Incl:
n/c

HEADQUARTERS 76TH MIL GOVT HQ & HQ CO
APO 317 / June 46

JAMES H. NASH
1st Lt, CAC
Actg. Asst. Adjutant General

TO: Yamaguchi Det 76th M G
APO 317

JDM

Hq 76th MG Co.
S-3
Ex O
Adj
CO
5 copies

YAMAGUCHI DETACHMENT
SEVENTY-SIXTH MILITARY GOVERNMENT
HEADQUARTERS AND HEADQUARTERS COMPANY
APO 24

GEB/arw

Yamaguchi, Japan
17 May 1946

SUBJECT: Temporary Use of Reparations Held Machinery

THROUGH: Commanding Officer, 76th Mil Govt Co, APO 24, Kure

TO : Commanding General, Eighth Army, APO 343
(Attention: Mil Govt Section)

1. Pursuant to Operational Directive No. 34 Headquarters Eighth Army dated 26 March 1946 the enclosed application of the Toyo Kohan Kaisha Ltd. for temporary use of thirty-nine (39) machines belonging to Hikari Arsenal is hereby submitted.

2. This plant was inspected on 18 April 1946 and at that time the reparations machinery held, by virtue of the civilian disposition which took place in August 1945, was maintained in good condition.

3. The plant is located approximately eight (8) miles from the former Hikari Arsenal.

4. It is recommended by this headquarters that, pending further reparations settlement, temporary permission be granted for use of machinery listed in application.

FOR THE COMMANDING OFFICER:

G. E. Byers
G E BYERS
1st Lt, FA
Mil Govt Officer

1 Incl:
Application and Recommendation Inclosure of the
Toyo Kohan Kaisha Ltd., Kudamatsu Plant (In Quad)

6TH ARMY FILE NO. AG 000.4

Recommendation

Date 9th May 1946

Yamaguchi Military Government Headquaters

The Kudamatsu Plant, Tōyō Kōhan Kaisha Ltd., in Kudamatsu, Yamaguchi Prefecture, have been manufacturing tin plate since 1935, and attached machine shop have experience to manufacture machine tools.

During the War, the machine shop were obliged to manufacture parts of ordnance by the request from the Navy, and soon after the War end the plant were permitted to convert a civil commodities manufacturer.

At present the plant are manufacturing tin plate for canned foods, and the attached machine shop are endeavouring to produce farm implements, domestic hardwares, and engines for agriculture and fishery.

The machine shop was working by use of many machine tools borrowed from the Hikari Naval Arsenal during the War, and the borrowed machine tools were returned back after the War end.

Therfore the plant have at present only few machine tools.

The plant will do their best to produce above-mentioned civil commodities by borrowing the machine tools which belong to the Hikari Naval Arsenal.
I recommend that the Kudamatsu Plant, Toyo Kohan Kaisha Ltd. is one of the earnest civil commodities manufacturers in Japan.
Therefore I will like to have your favour to permit borrowing machine tools listed other papers.
If permitted, the borrowed machine tools will be kept in good condition with borrower's responsibility.

Research Section,
Yamaguchi Prefectural Govt.

Midori Yanagi.