

## **Historic, archived document**

Do not assume content reflects current scientific knowledge, policies, or practices.



62.61

J. J. HARRIS  
RECEIVED  
★ JUN 28 1946 ★  
U S Department of Agriculture

# HARRIS Rural Annual FOR 1891.

JOSEPH HARRIS COMPANY,  
MORETON FARM,

Monroe County,

NEW YORK.

BOOKS SENT PREPAID BY MAIL AT PUBLISHERS' PRICES.

# TALKS ON MANURES!

BY JOSEPH HARRIS, M. S., MORETON FARM, N. Y.

New Edition, with New Matter, and an Additional Chapter written especially for this Book By Sir JOHN B. LAWES, Bart. Price, \$1.75.

## GARDENING FOR YOUNG AND OLD.

By JOSEPH HARRIS. \$1.25.

## "HARRIS ON THE PIG."

New Edition [1889.] \$1.50.

American Weeds and Useful Plants	1	\$ 75
Asparagus Culture. (Flex. Cloth)	1	50
Armsby's Manual of Cattle Feeding	2	50
Barry's Fruit Garden. By P. Barry. (New edition)	1	00
Brill's Farm Gardening and Seed Growing	2	00
Broom Corn and Brooms. Paper	1	00
Beal's Grasses of North America	2	50
Brill's Cauliflowers	2	50
Bailey's Field Notes on Apple Culture	7	75
Chemistry of the Farm. By R. Warington	1	00
Coburn's Swine Husbandry. (New edition)	1	75
Dairyman's Manual. Just published. Stewart	2	00
Every Woman Her own Flower Gardener	1	00
Fuller's Grape Culturist	1	50
Fuller's Illustrated Strawberry Culturist	2	25
Fuller's Small Fruit Culturist. New edition	1	50
Farm Appliances	1	00
Farm Conveniences	1	00
Fences, Gates and Bridges	1	50
Fitz's Sweet Potato Culture. (New edition)	1	00
Plax Culture. Several prize essays by practical growers	3	00
French's Farm Drainage	1	50
Gardening for Profit. By P. Henderson	2	00
Gregory on Cabbages	3	00
Gregory on Carrots, Mangold Wurzel, etc.	3	00
Gregory on Fertilizers	4	00
Gregory on Squashes	3	00
Gregory on Onion Raising	3	00
Harland's Farming with Green Manures	1	00
Harris' Insects Injurious to Vegetation	4	00
How to Handle and Educate Vicious Horses	5	50
Hop Culture. Edited by Dr. Thurber. (New edition)	3	00
How Crops Grow. Prof. S. W. Johnson. (New edition)	2	00
How Crops Feed. Prof. S. W. Johnson	2	00

Irrigation for the Farm, Garden and Orchard. By Stewart	1	50
Jersey, Alderney and Guernsey Cow	1	50
Jones' Peanut Plant. (Paper)	1	50
Keeping One Cow. New edition	1	00
Long's Ornamental Gardening	2	00
Miles' Stock Breeding	1	50
Meech's Quince Culture	1	50
Martin's Hog-Raising and Pork-Making	1	00
New American Farm Book. By L. F. Allen	4	40
Onions—How to Raise Them Profitably	2	50
Our Farm of Four Acres	3	50
Profits in Poultry	1	00
Randall's Practical Shepherd	2	00
Stewart's Feeding Animals	2	00
Scribner's Lumber and Log Book	3	35
Silos, Ensilage and Silage. By Dr. M. Miles. New	1	00
Storey's Agriculture in some of its Relations with Chemistry. Two volumes	5	00
Stewart's Shepherd's Manual. (New edition)	1	50
Thomas' Farm Implements and Machinery. New and revised edition. An excellent book	1	50
Thomas' American Fruit Culturist. (New edition)	2	00
Truck Farming at the South. By Dr. A. Oemler	1	50
Tobacco Culture	2	25
Ten Acres Enough	1	00
Tim Bunker's Papers, or Yankee Farming	1	50
The American Merino for Wool and Mutton	1	50
The Soil of the Farm	1	00
Ville's High Farming Without Manure	2	25
Waring's Sanitary Condition in City and Country Dwellings	5	50
Weld's and Others' A. B. C. of Agriculture	5	50
Youatt and Skinner on the Horse	1	75

At the prices annexed, any of the above books will be sent prepaid by mail to any address. Boys and girls under 15 years of age can deduct twenty per cent. from these rates. Address,

JOSEPH HARRIS CO., MORETON FARM, N. Y.

## INDEX.

Page.		Page.		Page.		Page.	
Abronia	45	Chrysanthemum	47	Hollyhock	51	Radish	9, 10
Ageratum	45	Citron	25	Horsetail	22	Raspberries	63
Aitafia	45	Clarkia	47	Hot Beds, How to Make	2	Rhubarb	32
Alyssum	45	Clematis	50	Kale	23	Roses	66
Amaranthus	45	Clover	45	Kohl Rabi	61	Rosemary	37
Aquilegia	45	Cobaea Scandens	47	Lawn Grass Seed	62	Ruta Baga	36
Asparagus Seed	11	Cockscomb	48	Leek	28	Sage	37
Asters	38	Collections of Flowers	58	Lettuce	10	Salpiglossis	55
Bachelor's Button	41	Collards	17	Lucerne, See Alfalfa	61	Salsify	10
Balloon Vine	41	Convolvulus	47	Mangel Wurzel	7	Salvia	55
Balsam	42	Coreopsis	47	Marigolds	51	Sanvitalia	55
Bartonia	42	Coriander	37	Melon, Musk	9	Seeds in ounce or quarts	5
Beans	16	Corn, Sweet	59, 8	Melon, Water	25	Seeds in drills	72
Beets	14	Corn Salad	12	Mignonette	51	Seeds, Wholesale Price	50
Blackberries	63	Cosmos	48	Morning Glory	47	Sensitive Plant	56
Books	see above	Cress	21	Moss	2	Spinach	32
Borage	37	Cucumber	21	Mushroom Spawn	28	Squash	33
Borecole	23	Currants	64	Mustard	26	Stakes	60
Boston Ivy	69	Dahlia	50	Nasturtium	40	Stocks	56
Brachycome	49	Daisy, Swan River	49	Nitrate of Soda	71	Strawberries	62
Brussels Sprouts	13	Dewberry	64	Oats	36	Sugar Beet	14
Buckwheat	58	Dianthus	49	Okra	26	Summer Savory	37
Cabbage	15	Drills	72	Onion	27	Sunflower	42
Calendula	46	Egg Plant	22	Onion Sets	15	Superphosphate	71
Candytuft	47	Endive	42	Parsley	10	Sweet Marjoram	55
Canna	39	Eschscholtzia	50	Parsnip	28	Sweet Peas	55
Caraway	47	Forget-Me-Not	50	Pansy	40	Sweet William	56
Carrot	17	Foxglove	50	Peas	59	Swiss Chard	14
Castor Oil Bean	41	Fertilizers	71	Peppers	28	Thyme	37
Catchfly	47	Gaillardias	42	Petunia	53	Tomato	8, 9
Cauliflower	7	Garden Lines	60	Phlox Drummondii	39	Plants	37
Cauliflower Plants	16	Garden Stakes	60	Plant Department	62	Tools	72
Celery	36	Gooseberries	64	Plants, Starting in House	5	Uberose	69
Celery Plants	36	Gourds	50	Poppy	39	Verbena	35
Chard or Sea Kale	14	Grape Vines	64	Portonca	51	Wall Flower	37
		Grass Seeds	37	Potatoes	58	Wholesale Price List	59
		Herbs	37	Pot Peps	60	Zinnia	57
		Hellebore Powder	60	Pumpkin	30		



Quantity.

ARTICLES.

PRICE.

\$

Cts.

Pro jht Forward,

# JOSEPH HARRIS CO.,

MORRISON FARM, N. Y.

Name, .....

Post Office, .....

Express or Freight Office, (If different from P. O.) .....

County, .....

How to be sent, (State on this line whether wanted by Mail, Express or Freight.) .....

State, .....

Date, .....

1891.

<p><i>Make all Post Office Money Orders or Express Money Orders payable to Joseph Harris Co., at Rochester, N. Y.</i></p>	
Amount of Order, - \$	.....
Discount, - \$	.....
Amount Enclosed, - \$	.....

**DISCOUNTS**—On Club Orders, however small, 5 per cent. On all orders for Seeds or Books, amounting to \$10, 10 per cent. On all Orders for Seeds alone amounting to \$50, 15 per cent. On Seeds and Books for the Boys and Girls, deduct 20 per cent.

Should any Seeds ordered below be lost or injured in transportation, or should any Seeds prove untrue to name, or inferior in quality, we will refill the order to that extent without extra charge; but it is hereby mutually agreed that no claim for damages shall be made exceeding the price paid for the Seeds.

Please state whether Seeds, Plants, etc., are to be sent by Mail, Express or Freight, and do not order at wholesale rates when you wish them sent by Mail.

Quantity	ARTICLES	PRICE.
3		Cts.

# HARRIS' RURAL ANNUAL

FOR 1891.

Published by JOSEPH HARRIS Co.,

MORETON FARM, (NEAR ROCHESTER) N. Y.

GROWERS AND IMPORTERS OF

## Field, Garden and Flower Seeds.

Twelfth Annual Catalogue and Price List for 1891.

ON our own farm, the season of 1890 was a specially trying one for the farmer, gardener and fruit grower. The winter of 1889-90 was remarkable for its mildness. Spring came early and we got in twenty-five acres of oats, and then the rains came and continued day after day and week after week. All operations on the farm were at a standstill. Only those farmers and gardeners who had dry, sandy soil, resting on a porous subsoil, or whose land was thoroughly underdrained, could do anything. Thousands of acres intended for oats could not be sown; and those who "daubed them in" might better have kept the seed in the bag, for the crop rusted and was not worth harvesting. Corn, on dry, well-drained land in good condition, that was planted in good season and well cultivated, made a vigorous growth during the dry, hot weather of July, but on land that needed draining the crop did not pay for the labor. And so of potatoes and beans. It has been a discouraging year for the average farmer.

The fact is, we have had such abundant crops during the past decade, and prices have been so low, that many old farmers were almost forced to believe that their experience was at fault, and that there was no longer any necessity for forethought and careful preparation and good management in agriculture. The past season has demonstrated that their old views were correct. Farming is still farming. We must underdrain the land, where needed. We must work it thoroughly and keep it clean; we must in some way provide, either from the soil itself, or from manure or fertilizers, the necessary supply of plant-food. We must sow or plant good seed and get it in early and prepare a good seed-bed or provide what old Jethro Tull somewhat fancifully called a good "pasture" where the roots of plants could feed, and we must see to it that the pasture was not stocked with weeds, but that the crops we wished to raise had the whole "pasture" to themselves. In short we found that the experience of centuries of agriculture still held good, and that if we would reap we must sow, if we would raise good crops we must be good farmers.

It is a lesson the world needed to learn. What has been will be. Slipshod, slovenly, hap hazard, careless farming

may occasionally raise a fair crop in favorable seasons but when grown the price will afford no profit. It is a large crop in a poor season that rejoices the heart of the good farmer and encourages him to hope that the bottom has not fallen out of agriculture.

And what is true of farming is still more emphatically true of gardening and fruit-growing. Nearly all our garden crops and fruits are artificial productions, and need something better than ordinary land and ordinary treatment.

One of our neighbors, an intelligent Englishman and a careful, thorough gardener, when we were talking about the excessively wet spring and the prolonged drouth that followed it, and what a hard year it had been for gardeners, quietly remarked, in a tone that seemed to imply that he hoped we would not tell anyone, that "it had been the most profitable season that gardeners have had for many years." Prices have been good and a load of truck brought in nearly double the money obtained in more favorable seasons. And it cost no more to get the load ready and take it to market and sell it than in other years. The increased price was largely profit.

It seems highly probable that the era of unreasonably low prices for farm and garden produce and fruits is past for some time to come. Farming and gardening and fruit growing has been unprofitable and consumption has caught up with production.

### UNDERDRAINING.

Such a season as we have had the past year in this section shows the importance of underdraining. We have several miles of underdrains on the farm and wherever the land was thoroughly drained there we had good crops. We could plow as soon as the frost was out of the soil and got the crops in early. The rain, which rendered it impossible to work undrained land, did no harm to the crops on underdrained land, and when the drouth came there was a sufficient store of water in the mellow soil to meet the requirements of the growing plants, while on the undrained land the surface was as dry and hard as a brick.

## MANURES AND FERTILIZERS.

By manures we mean the excretions of animals mixed with more or less straw or other bedding; by fertilizers we mean superphosphate, potash, nitrate of soda, bone-dust, dried blood, etc., or what was formerly called "artificial manure."

On our own farm we make and use all the manure we can and supplement it with fertilizers. It is vain to expect good crops of early vegetables and choice fruits without the free use of manure or fertilizers. We would not like to give up either, but if obliged to confine ourselves to one, we should select the fertilizers and let the manure go—at least for some years. If the soil lacked humus or what old gardeners used to call "vegetable mold," and we could not get manure, we would plow under green crops. But by the liberal use of superphosphate, potash and nitrate of soda, we know that large crops of garden vegetables and fruits can be grown for some years, at least, without a particle of manure or vegetable matter of any kind.

## HOT-BEDS AND DRIED MOSS.

Our readers may wonder why we connect hot-beds with dried moss. The fact is we have hitherto had little heart to give directions for making a hot-bed because we knew that those who needed such directions would probably have no suitable soil or compost ready to put on them. But after experimenting for several years with dried, sifted moss, mixed with sand or fine soil from the garden, we can not only recommend it but feel very confident it is superior to any other material for starting plants in. No one, therefore, who has stable manure and sand or garden soil need go without a hot-bed. The necessary dried and sifted moss can be obtained at little cost.

## HOW TO MAKE A HOT-BED.

If you have never made one, go to some gardener and learn how to do the work. It is an easy matter to those who know how. But we recollect that the first hot-bed we ever made, fifty years ago, was not a brilliant success. It was in an enclosed garden, with nice gravel walks and borders with neatly trimmed box edges and espalier trees and where no horse or cart ever entered. We wheeled in barrowful after barrowful of hot, fermenting horse manure and recollect to this day, that it was hard work. If you have such a garden you must do the same thing, but if you can drive in so much the better for you and the better for the bed. You will not be so sparing of manure.

The probabilities are that we made our first hot-bed by wheeling the manure on top of it. This is not the right way. In those days, and in fact till many years afterwards, we did not know the true cause of fermentation or decomposition or why manure got hot. Now we know that it is caused by the growth of a minute plant—with a jaw-breaking name. This little plant grows very slowly in cold, wet manure, but after it starts to grow the manure is decomposed, the carbon is converted into carbonic oxide and heat is generated. And when the manure begins to warm up a little, the plant begins to grow more rapidly.

The advantage of understanding about the growth of this little plant is this. We want the heat in the hot-bed to be equally distributed all over the bed. We do not want chimneys in it that are hot, while a few inches away it is cold. We want this little plant to grow all through the manure and penetrate every particle of it and we do not want it to be all summer in doing it.

Wherever you see manure heating, you may be sure the plant is growing. The growth of the plant causes the heat. If you take a little of this growing plant (or in other words a little hot manure) and place it in a mass of wet, ice-cold manure the plant will die and the fire will go out.

But if you take two or three bushels of warm manure and place it in a heap of moist, but not wet, manure; the plants in the warm manure will keep on growing and gradually extend throughout the heap. The tendency, however, is for the heap to get very hot in the centre where the fire started, while the outside is cold.

We should avoid on the one hand, getting manure that is absolutely cold and dormant, and on the other, manure that has been subjected to violent heating. If stable manure has been thrown into a loose heap under cover it will probably be "fire fanged." The only way that such manure could be made good for a hot-bed would be to use it for bedding pigs or in some other way saturate it with urine.

**The best Manure for a Hot-Bed** is horse dung saturated with the liquid. Sheep manure is the next best. The better the horses or sheep are fed, the better will be the manure. Horses or sheep fed on straw or Timothy hay alone will furnish manure that will ferment slowly. It wants more nitrogen to furnish the necessary food for the growth of the minute plant that causes fermentation. A little hen manure or dried blood or bone dust, or horn-shavings, damaged or decayed bran, cotton seed cake, or malt-sprouts, or grains mixed with the manure would furnish the needed nitrogen and produce a strong heat.

It is not absolutely necessary, but it is very desirable to pile the manure in a heap two or three weeks before making it into a hot-bed. Unless the manure is quite wet or you have the means of watering it, the pile should be made out of doors, where the snow or rain will furnish the necessary water. The wetter the manure the higher it should be piled. As a rule the heap should be about five feet high. The common mistake in piling manure is to slope it up like the roof of a house. It should be built up square on the sides and flat on top and as wide at the top as at the bottom. If you can get some hot manure, place it in different parts of the pile. This hot manure contains what we may call the "yeast plant," above alluded to. It will grow and spread, decomposing the manure in the process and producing heat. The steam arising from the heat works upwards rather than sidewise. If chimneys are found in the pile and the steam escapes, it is a good plan to tread down the manure in these spots, or place some cold manure from other parts of the heap on top. It is sometimes desirable to turn the pile, but, by adopting the above plan, we rarely find it necessary.

As soon as fermentation in the pile is well started in several places, the manure is ready for the hot-bed.

Our own plan is to make the pile above described alongside where the hot-bed is to be made, and about two feet distant. We make the bed on the surface of the ground. The bed should be not less than a foot wider than the frame on all sides. Place a forkful of manure from the pile alongside at each corner of the bed and then fill up all along the outside. Then fill the middle and repeat the process till the bed is the desired height, say from four to five feet. Do not trust this work to a careless man. To make a good hot-bed requires a little common sense. The real point is to have a clear understanding of the action of the "yeast" above alluded to. This yeast is in the warm fermenting manure, and the object should be to distribute it evenly all through the manure in the bed. Part of the manure in the pile will be cold and some of it will be warm. Do not take a large forkful of manure and simply put it down solid on the hot-bed, but shake it out and break up all the lumps and be especially careful to mix some of the warm fermenting manure with the cold manure. Keep the bed level and build it up layer by layer and see that each layer has its due proportion of warm manure or yeast. By this we do not mean that any definite proportion is necessary. Such is not the case; but whatever the proportion is, it is desirable to have it uniform all through the bed. If there is more yeast in some parts than in others, these parts will ferment more



rapidly than the others and be hotter while the other parts will be too cold.

In regard to treading down manure in a hot-bed, the only rule that can be given is that if you want a quick hot-bed it is better not to tread the manure down at all; but if you want a moderate heat that will continue a longer time, tread down each layer as you place it in the bed. Furthermore it should be remembered that if the manure in the pile is quite warm, the hot-bed will stand more treading than if it is colder. Manure may be trampled down so solid that it will hardly ferment at all.

All bread makers are careful to keep the dough, where it will not get chilled; and in making a hot-bed it is desirable to keep in the heat. For this purpose as soon as a hot-bed is finished the frame and sash should be placed upon it and the sash covered at night and on cold, windy days with mats or bags; and it is well also not only to put manure tight against the frame on the inside, but also to bank up the outside with manure, so as to exclude every particle of cold air.

Unless you are in a hurry to sow the seed, it is better not to put the soil on top of the manure till fermentation is started and some of the rank steam and gases have escaped. Instead of soil, cover the bed inside the frame with loose manure or straw which will help to retain the heat, and which can be thrown out as soon as you are ready to put on the soil.

**The best Soil for a Hot-bed.**—For starting tomato, cabbage, cauliflower, egg-plant, pepper, melon, cucumber, celery and other plants intended to be set out in the open ground, we have nothing better—in fact, nothing so good—as a mixture of very light, sandy soil and dried, sifted moss. We usually run the soil through a quarter inch sieve, or say a sieve used to sift coal ashes, and cover the hot-bed inside the frame and sash about four inches deep. Then to each sash add two tablespoonfuls of superphosphate and a small handful of wood ashes, or a tablespoonful of sulphate of potash. Work these fertilizers into the soil till they are well mixed with it to its entire depth down to the manure. Then to each sash add a bushel of sifted moss and mix it with the soil. If the soil is very sandy it may not be necessary to use quite so much moss; and if it is heavy and wet it may be necessary to use more. You want a nice, moist, porous spongy seed bed. Sow the seed broadcast over the bed if you must, but preferably in shallow rows about an inch apart. These we make with a lath, pressing the edge of it into the soil and rubbing it back and forth till it is a quarter of an inch deep. If you have several different kinds or varieties the best way is to make the rows running up and down the hot-bed rather than across it. Write the names of the varieties on small wooden pegs and stick them at the end of the rows. After the seeds are sown, cover them by scattering over them sifted moss from an eighth to a quarter of an inch deep. If the soil is dry, water the bed.

When the plants begin to grow we water them about once a week with a solution of nitrate of soda, say a teaspoonful of nitrate to about two gallons of water.

The great advantage of the sifted moss is, that it not only makes the soil very loose and porous, but enables it to hold a great quantity of water. The roots permeate all through it; so much so that when you pull up a tomato plant there will be a ball of earth and moss two or three inches wide and deep adhering to it, and it can be transplanted without wilting.

Another practical advantage in using the moss, especially by covering the surface with it is, that careless watering will do little or no harm. It does not bake the soil or make the surface hard.

## **RADISHES AND LETTUCE IN THE HOT-BED.**

Such a mixture of soil and moss is not only good for starting plants, but also for raising a crop of radishes,

lettuces, cucumbers, &c. We never saw finer radishes than those grown in this moss and soil last year with the superphosphate and nitrate, as mentioned above. They were very early, large, crisp and of the best quality. The lettuces were equally good.

## **STARTING PLANTS IN BOXES IN THE HOUSE.**

Make a box out of half-inch boards about 15 inches wide, four inches deep, and just long enough to rest on the window sill. Put a nail or screw on the outside of each end of the box. Put a nail or screw on each side of the window about two and a half feet above the sill, and then with some wire or string fasten the boxes in the window.

The soil prepared for the hot-bed can be used in these boxes. We have had just as good success in starting plants in such boxes in the house as in hot-beds. This is especially the case early in the season while the weather is very cold outside. A little dry, sifted moss scattered on the surface of the soil in the box, a quarter of an inch thick, after the seed is sown, or between the plants after they have started, will act as a mulch, and check evaporation—a point of considerable importance, especially if the house is heated with a furnace. The moss has another advantage; you can pour the water on the moss on the surface of the box; otherwise a watering can and rose must be used, and in this case it is difficult to avoid wetting the floor.

Such seeds as Asters, Verbenas, Pansies, Balsams, Hollyhocks, Petunias, Stocks, and other flowers, can be raised with little trouble in these boxes, and it is an excellent plan to sow Tomatoes, Peppers, Egg Plants, Early Cabbage and Cauliflower in boxes in the house, and when convenient transplant them into the hot-bed. A partly spent hot-bed covered with glass, or a moderately warm one covered with cotton cloth, can often be used with great advantage for plants started in boxes in the house.

## **MELONS AND CUCUMBERS STARTED ON PIECES OF SOD.**

In our short season, there is great advantage in starting Melons on inverted pieces of sod in a hot-bed. Select such sod as is suitable for a lawn. It should be tough and well matted together with fine surface roots. Take a bright spade and file or grind it sharp. Cut the sod as you would for sodding a lawn, only a little thicker, say three inches thick. Cut it into pieces four inches square. Take off the sash from the hot-bed and throw back about two inches of the warm, porous soil from the surface of the hot-bed. Commence on one side of the hot-bed and place the sods, grass down, compactly and neatly in straight rows in the hot-bed. Place four good Melon seeds on each sod, and cover an inch deep with the warm soil from the hot-bed. When all is done, water thoroughly and put on the glass. Little or no ventilation is needed unless the temperature rises to over 90°. Melons will stand a strong heat. If the plants are drawn up too much, place a little loose hot-bed soil among them, say half an inch deep. If this soil consists principally of well-rotted, dry, sifted manure, all the better. If the plants are growing too rapidly, and are liable to be too large before the soil and weather are suitable for transplanting out of doors, check them by ventilating, or during the heat of the day, by removing the sash entirely, or what is sometimes better than either, by putting on cloth sashes.

It is far less work to start Melons in this way than may be supposed from our somewhat prosy description. The chief labor is in watering. They need a great deal of water.

When ready to set them out in the garden, thoroughly saturate the bed with water the evening before, so that it will have time to soak down to the roots. Holes may be made between the pieces of sod and the water poured

into these holes again and again as fast as it disappears. There is no danger of getting on too much water, while it often happens that the roots of the Melons are injured because the soil is too dry. No watering is necessary or desirable after the plants are set out. The saturated mellow hot-bed soil and sods should hold water enough to last the plants till they get hold of the soil in the garden.

### CAN WE RAISE OUR OWN SUGAR ?

We have for years advocated raising beets for sugar. Our soil and climate are admirably adapted for the growth of beets of the highest quality. There is no lack of capital and machinery. The only difficulty is the high price of labor as compared with Germany, France and other beet-sugar growing countries. But some of our States give a bounty of one cent a pound on all sugar made from beets in the State, and the United States Government gives a bounty of two cents a pound. In other words the manufacturers get a bounty of 3 cents a pound on all the sugar made from beets. We are heartily in favor of this, but we think the bounty should be divided, half going to the growers of the beets and half to the manufacturers. As it is now, all the farmers get for raising beets containing 12 per cent of sugar is \$3.00 per ton delivered at the factory, or if they contain 14 per cent \$3.50, or 16 per cent \$4.00 per ton. In other words, the manufacturers get the market price for the sugar, say 5 cents a pound, and 3 cents a pound in bounties from the State and United States, making 8 cents a pound in all and the farmer who grows the beets—in other words, the man who actually and really produces the sugar—gets 1¼ cent a pound. The law should be changed so that the growers should get half the bounty. Even with half the bounty the manufacturers would receive more money from the State and National Treasury than they now pay for the beets.

### COMPARE OUR PRICES WITH OTHER SEEDSMEN,

But in doing so, please recollect, 1st. That we raise and sell only seeds of the highest quality, and that they are fresh, pure and carefully tested, and sure to grow. 2nd. That unless otherwise distinctly stated, we prepay the postage or express, and deliver them absolutely free of charge at your postoffice or nearest express office as you may prefer. No matter where you live in the United States or Canada, you get seeds as cheap as though you lived next door to us.

Bearing these facts in mind we think you will find no better or cheaper seeds than those we are prepared to send you. Living as we do on a farm and confining ourselves strictly to a mail trade, our expenses are comparatively light and we ought to be able to fill your orders more advantageously than any other seedhouse, and, quality considered, we are confident, should you favor us with an order, you will find such to be the case.

### A WORD TO OUR OLD CUSTOMERS.

We have hundreds of customers who have bought seeds from us every year since we first grew a few seeds and offered them for sale. It always gives us great pleasure to hear from them. Occasionally we get letters from some of these old friends saying that although they have quit farming and have no need of seeds, they will be glad to get our Catalogue. We hope it gives them as much pleasure to receive it as it does us to send it. We particularly desire the continued confidence of all our old customers. They will find no other seedsmen more anxious to merit their good will. We hope they will not only favor us with their orders, but will also let their friends know where to get good seeds.

### NEW MAIL BOOKS FOR 1892.

Our old mail books, containing the names of our customers, have been in use for many years and we have decided to have an entire set of new ones for 1892. All the names of customers who buy from us this year will, of course, be entered in the new books and the *Rural Annual* for 1892, and any other publications we may issue, will be sent to them. If for any reason you do not wish to buy anything this year, but do want our publications, please notify us of the fact and your name will be cheerfully entered on the new books. Our Mr. Joseph Harris has many old friends and correspondents, some of them dating back to the time when he was editor and proprietor of the *Genesee Farmer*, to whom he wishes to send the *Rural Annual* and he has also many correspondents who ask him questions that he answers in the *American Agriculturist*, to all of whom he wishes to send the *Rural Annual*, whether they do or do not buy anything. Will such kindly send us their names?

### SEEDS AND BOOKS FOR THE CHILDREN AT 20 PER CENT. LESS THAN REGULAR RATES.

To any boy or girl, under fifteen years of age, we will send seeds, strictly for their own use, at 20 per cent. less than our regular price. In other words, we will let them have seeds, which at catalogue rates amount to one dollar, for 80 cents; or \$2.50 for \$2.00; or \$3.50 for \$2.80, and they can select any seeds they wish.

This offer refers only to *seeds* and *books*, and not to plants, implements, fertilizers, etc.

On books, given as presents to the children, we will allow a discount of 20 per cent. A list of books will be found on the inside cover of this catalogue. The books will be sent postpaid by mail.

### DISCOUNT ON LARGE ORDERS AND TO THOSE WHO GET UP CLUBS.

Many of our customers are kind enough to get their neighbors to join them in sending for seeds. On all club orders, however small, we allow a discount of 5 per cent.

On all orders for seeds or books amounting to \$10, we allow a discount of 10 per cent. On all orders for seeds and books amounting to \$20, we allow a discount of 15 per cent.

In comparing our prices with those of other seedsmen, please remember these discounts. So far as we know we are the only seedsmen who allow such liberal discounts. The seedsmen who allow discounts confine them to packets and ounces. We allow the discount on seeds of all kinds, and in any quantity you wish, barrels, bags, bushels, pecks, quarts, pints, pounds, quarter pounds, ounces, or packets. Order what you want and deduct the discount.

### HOW MUCH SEED TO SOW PER ACRE.

In sowing or planting seeds, such as Beets, Mangel Wurzel, Carrots, Cucumbers, Lettuce, Melons, Parsnips, Salsify, Squash and Turnips, all experienced gardeners sow far more seeds than they require plants, because it is an easy matter to hoe them out. They want to make sure of having abundance of plants. The practical point is to thin them early, before the plants begin to crowd. A row of turnips, carrots, parsnips, salsify, or beets, when sown quite thick will grow rapidly and if not thinned early enough the plants will not only injure each other, but the labor of thinning will be doubled or trebled.

In an experience of nearly fifty years, where we have lost one crop from sowing too thick, we have lost a dozen from sowing too thin. Do not say this is a seedsman's doctrine. We said the same thing again and again, long before we ever thought of selling a seed. All experienced gardeners will tell you to put in plenty of seed of all crops that can be easily thinned out.



**NUMBER OF SEEDS IN AN OUNCE OR QUART.**

Of course, seeds vary greatly in size, but the following table gives a sufficiently accurate average for practical use. We are indebted to Professor W. J. Green of the Ohio Experiment Station for all the figures that are not the result of our own counting.

	Number of seeds in an ounce.
Asparagus	2,000
Beet—Egyptian and Elipse	21,400
“ Long Blood Red and Mangels	11,300
Borecole or Kale	9,000
Brussels Sprouts	8,000
Cabbage	8,000
Cauliflower	8,000
Carrot	131,300
Celery	55,000
Cress—Curled	14,800
Cucumber	1,000
Edge Plant	7,400
Lettuce	20,000
Leek	9,000
Melon—Musk	1,500
“ Water	275
“ Volga and Hungarian Honey	450
Mustard	12,000
Okra	480
Onion	8,000
Parsnip	5,000
Pepper	4,500
Radish	3,000
Salsify or Vegetable Oyster	3,200
Spinach	3,000
Squash—Summer Varieties	330
“ Winter Varieties	130
Tomato	9,000
Turnip	15,000
	Number of seeds in a quart.
Beans—Refugee, Golden Wax and Valentine	2,000
“ Marrow Pea	3,500
“ King of the Garden Lima	630
“ Henderson's Bush Lima	1,716
Peas—Kent, First and Best, Alaska, etc.	4,000
“ Little Gem, Champion of England, etc.	2,500
Sweet Corn	3,500

The use of this table is obvious. Our authorities tell us to sow 3 lbs. of Carrot, 4 lbs. of Beet 5 lbs. of Onion, 8 lbs. of Salsify and 10 lbs. of Spinach, per acre. But of what value is this information? It may give us some idea how much seed to order from the seedsman, but when we get into the garden how thick are we going to sow it?

If the rows are 12 inches apart 43,560 feet of row will make an acre; if 15 inches apart 39,048 feet of row will make an acre; if 18 inches apart 29,040 feet, and if 24 inches 21,780 feet; if 3 feet apart 14,320 feet of row will make an acre.

If we are going to sow Carrots in rows 15 inches apart and want to put on 3 lbs. per acre how thick shall we sow the seed? According to the above table, 3 lbs of Carrot seed contain 638,400 seeds, and as 39,048 feet of row makes an acre we should drop 16 seeds to the foot of row.

On our own farm we drill in carrots 21 inches apart and cultivate between the rows with a fine toothed horse hoe, and let the job of weeding to boys from the city at so much per row. With such help we would much prefer to have the plants a little too thick than too thin, or only just as many plants as we want to stand. In the latter case it would require sharp watching to keep the boys from pulling up the young Carrot plants with the weeds. Better have more plants than you need and let the boys pull

them out with the weeds. Three pounds to the acre is evidently none too much. We would rather put on 4 lbs., or if the land is weedy 5 lbs, or even 6 lbs, would be desirable.

In regard to Onions 5 lbs. per acre, with rows 15 inches apart, would give us 16 seeds to the foot of row. Even if every seed grows, by the time the crop is hoed and weeded two or three times you will find the plants none too thick. If the land is rich enough Onions will stand a good deal of crowding.

**SEEDS SENT BY EXPRESS C. O. D.**

We will send seeds by express, C. O. D., when one-third or one-fourth of the money is sent with the order. In other words, if you wish \$8 worth of seeds you may send us \$2 with the order and we will send the seeds by express, and the \$6 can be paid to the express agent on the delivery of the seeds. But do not send for seeds by express to distant points where the express rates are higher than mail rates. The postal laws only allow four pounds in one package, but there is no limit to the number of four pound packages that can be sent to one man. We once sent 120 different packages to a customer in California.

**PROMPTNESS IN FILLING ORDERS.**

Many of our customers say we fill orders more promptly than any other seedsmen. Even in the busiest part of the season, as a rule, we get our orders mailed the day they are received, or at latest the day after.

**A LARGE TEST GARDEN.**

We test our seeds on a large scale. We have a farm of 250 acres and do not test varieties in small plots on a city lot. We aim to give all the new varieties a thorough test in comparison with other well-known sorts. This gives us a great advantage over those who do not know of their own knowledge what they are selling.

**HOW TO SEND MONEY.**

Money may be sent at our risk by draft on New York, Chicago, Philadelphia or Boston, or by express or express money order, or by Post-office money order on Rochester, or to the amount of \$2.00 by Postal Note or registered letter. The cost of sending us the money in any of the above methods, may be deducted from the amount of order. Money to the amount of \$1 may be sent in an ordinary letter at our risk. Postage stamps can be sent for fractions of a dollar.

**WE ASSUME ALL THE RISK.**

We assume all the risk of money reaching us and all the risk of seeds reaching our customers. If the seeds are lost or injured in the mail, we send again without charge and prepay the postage the second time.

**“MORETON FARM” IS NOW A POST OFFICE.**

Hitherto we got our letters at Rochester, but we have now a Post Office on our own farm, and in our own seed house. This is a great advantage and we feel greatly elated.

We have also an Express Office near by. In fact our facilities are far better in every respect than if we lived in the heart of the city.

Address,

**JOSEPH HARRIS CO.,**

MORETON FARM, Monroe Co. N. Y.

# Novelties and Varieties of Special Merit.

WE have one of the largest Test Gardens in the United States, and make a regular business of trying all the new varieties of vegetables before offering them to our customers. So far as we know we are the only seedsmen who do this.

The following varieties we can recommend as worthy of your entire confidence. There is not one of them that does not possess decided and superior qualities.

## Wardell's New Kidney Wax Bean.

A VERY EARLY AND VALUABLE VARIETY.

Of all Wax Beans, Wardell's New Kidney Wax is by far the best. It is "rust proof." At any rate it has not been affected by rust with us, and we grow it on a large scale. It is a far more vigorous grower than the old varieties of wax beans, and this is probably the reason why it is free from rust. The vines are not only rapid and vigorous growers, but hold up the pods well off the ground. And notwithstanding its great vigor, it is a very early variety and a great cropper. The pods are long, straight, thick, tender, and of excellent quality. We can confidently recommend this variety to all our customers. Plant on good rich, dry soil, in rows not less than twenty inches apart and drop the beans two inches apart in the rows. Keep entirely free from weeds and you will have beans that are beans. Our seed is pure, our own growth, crop of 1890. Price postpaid, by mail, per qt. 55c., pt. 30c., 1/2 pt. 18c., pkt. 5c.



WARDELL'S NEW KIDNEY WAX BEAN.

## Henderson's Bush Lima Bean.




HENDERSON'S BUSH LIMA BEAN.

The more we see of this bean the better we like it. It is early, yields well and is of the very highest quality. It needs rich land and should not be planted too thick. Plant in rows 2 1/2 feet apart and drop the beans about four inches apart in the row. Keep absolutely free from weeds and that is all that is required. They are as easily grown as common Bush Beans, and to our taste are superior to the large Lima, two weeks earlier and far more easily raised. The mistake most likely to be made is in not planting enough of them.

We raised a magnificent crop of them the past year and our seed is fresh our own growth and absolutely pure. Price postpaid, by mail, per qt. \$1.25, pt. 75c., 1/2 pt. 40c., pkt. containing not less than 50 beans, TEN CENTS; 3 pkts. 25c.





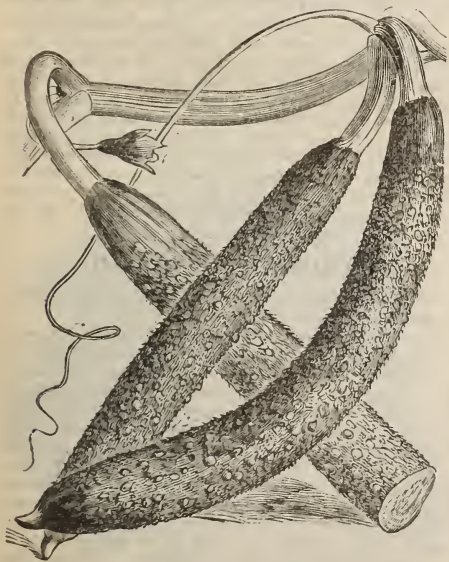

### Henderson's Early Snowball Cauliflower.

The true Henderson's Early Snowball Cauliflower is a remarkably dwarf plant, with short stem and small leaves. *It is all head.* No gardener should fail to grow this variety. It has no equal except Erfurt Earliest Dwarf for forcing, and in our judgment it is the best as an "all seasons" Cauliflower—early, medium and late according to the time of planting. Mr. Max Munte, Cambridge City, Ind., who bought his seed from us last year, writes: "From the packet of Henderson's Snowball Cauliflower seed I raised nearly two hundred good plants and every one made a very large snowball which I sold in our local market in June." Mr. G. L. Smith, a large grower in Wayne Co., N. Y., writes: "I bought of you last season three-quarters of a pound of Snowball Cauliflower seed and found it to be the *genuine* article." This is true. It is the choicest and best of seed. Price per oz. \$3.50, ½ oz. \$2.00, ¼ oz. \$1.10, packet containing not less than 200 seeds, 15c., 3 pkts. 40c. Get three packets and sow at different times.

dark green color. We feel confident that all who try this variety will find it far superior to other kinds for pickling. Our seed is imported direct from Messrs. Vilmorin of Paris. Per pkt. 15c.

### New Giant Yellow Intermediate Mangel.

The popular objection to the Yellow Globe Mangels is that they do not yield large enough crops. The new Giant Yellow Intermediate promises to overcome this objection. The roots are much longer than the Yellow Globe and grow to an enormous size. We have heard of roots of this variety that weighed over 30 lbs. The skin is smooth and fine and the flesh is solid, fine grained and sweet. The roots grow over half above ground and so are easily harvested. Per lb. prepaid by mail 50c., ¼ lb. 15c., pkt. 5c.; 5 lbs. or more by express, not prepaid, 50c. per lb.



PARIS PICKLING CUCUMBER.

### Paris Pickling Cucumber.

A Very Long, Slender, Dark Green Variety—The Best of All Cucumbers for Pickles.

In our trials of the different varieties of Cucumbers the past season, we were much impressed with the value of the new *Paris Pickling* for pickles. The great merit of this variety is its crispness and the absence of seeds when the proper size for pickling. In these respects it surpasses all other varieties. The Cucumbers are very long and slender and covered with fine, hairy spines, and of a very





### Gold Coin Sweet Corn.

This beautiful variety is remarkably sweet and tender and will keep green and juicy when all other varieties have become too hard and dry for use. The kernels, even when young, are of a beautiful golden yellow, which gives the ears a very attractive appearance. The ears are very large with remarkably deep kernels. We can recommend the Gold Coin as one of the very best late varieties of sweet corn. Price, prepaid by mail, per qt. 60c., pt. 35c.,  $\frac{1}{2}$  pt. 20c., pkt. 10c.



CROSBY'S.

SHAKER'S EARLY

CORY.

[From a photograph, showing relative size of the above varieties.]

### Shaker's Early Sweet Corn.

THE BEST EARLY SWEET CORN IN THE WORLD.

We grow acres of this variety. It is our standard sweet corn. In our judgment there is nothing equal to it. Certainly there is nothing superior to it. It is a remarkably vigorous grower and on rich land immensely productive. It is quite as early as the Minnesota, and the ears are at least twice the size. The kernels are very large, deliciously sweet, succulent and tender. We know what risk we run in recommending market gardeners to go into new things, but we have no hesitation in advising them to plant largely Shaker's Early Sweet Corn. Our seed is of our own growth, crop of 1890, from the best selected ears. Per qt. 35c., pt. 20c.,  $\frac{1}{2}$  pt. 10c., pkt. 5c.

### Potomac Tomato.

Last spring a well-known and enthusiastic horticulturist in Washington wrote us as follows:

"MY DEAR FRIEND—Herewith find a few Potomac Tomato seeds, which the originator let me have for old acquaintance sake. This is the *best Tomato I ever saw*—a real beefsteak sort—large, smooth, solid and but little juice." It was rather too late to get the best results, but it was quite evident that this new Tomato possesses very decided merits. It is very large and immensely productive and will afford more fruit at the first picking than any other variety we have ever grown. We have many varieties of tomatoes that produce a few very large fruits, and a great many smaller ones, but every tomato on the Potomac vines is uniformly very large and very solid, with fewer seeds than any other variety we have ever tested. Like the Mikado, some of the plants, possibly because they were planted rather late, produced fruit not as smooth as we could desire, but it was remarkably solid and of great size. Other vines had smooth, solid, large, handsome fruit that would command the very highest price in market. We have seed saved from these vines in hopes of improving the variety in smoothness. In all other respects it is already perfect. We hope our customers, and especially market gardeners, will try it. We have only a small quantity of seed, all of our own growth, and can sell it only by the ounce and packet. Price, per ounce \$1.40,  $\frac{1}{2}$  oz. 75c., 3 packets 40c., pkt. 15c.



## The Ignotum Tomato.

The Best Market Variety in the World.

We grew a magnificent crop of this new Tomato last year. We cannot recommend it too highly. It is our favorite tomato for market or for the canning establishments. We cannot describe it better than to quote Prof. L. B. Bailey, editor of the *American Garden* and Professor of Horticulture in Cornell University. Prof. Bailey says:

"The IGNOTUM is without question by far the finest market tomato which we have ever grown. Its particular points of superiority are large size, regularity of shape, solidity, productiveness and uniformity throughout the season. It is the largest and heaviest of the perfectly regular tomatoes, and the most solid of any of the market sorts. The pickings from our patches this year were usually fit for market as they came from the vines; and the last picking, October 10th, after a long season, was scarcely inferior to the best picking of the season."

At the New York Agricultural Experiment Station at Geneva, N. Y., in 1889, the Ignotum proved to be, with but one exception, the EARLIEST tomato; and this fact, combined with its large size and productiveness, makes it a very valuable variety. The vines grow stocky and the leaves are a very dark green. The fruit is remarkably solid and heavy and of a bright red color like the Paragon or Favorite.

Our seed is our own growth, crop of 1890, from selected fruit, and we particularly recommend it. Per  $\frac{1}{4}$  lb. \$2.00, ounce 60c., pkt. 10c., 3 pkts. 25c.

## Early Ruby Tomato.

From our tests of this variety, last year, we think it may prove valuable to those who want a very early tomato. The fruit is borne close to the stem, is of good size and shape and the whole crop ripens up very early. We have a small quantity of seed of our own growth, crop of 890. Per pkt. 15 cts.

## Dwarf Champion Tomato.



DWARF CHAMPION TOMATO.

For home use there is no tomato that possesses so many desirable qualities as the Dwarf Champion. Of all the many varieties we raised last year, our first ripe tomatoes came from the Dwarf Champion, and the vines furnished a steady supply all through the season. The fruit is remarkably uniform, of good size, very smooth and handsome, with rich, solid flesh of the highest quality. The striking peculiarity of the Dwarf Champion is the robust, stiff, upright growth of the plants. Until the heavy crop of fruit weighs down the branches, the plants stand up

stiff, like a dwarf tree, and a patch of them in the garden presents a very attractive appearance. We hope all our customers will try the Dwarf Champion. We have some unusually good seed saved from the earliest and best fruit, our own growth, crop of 1890, from plants grown from the finest selected stock seed of our own growth, and set out separate from all other varieties on purpose for seed. Price, postpaid, by mail, per lb. \$4.00,  $\frac{1}{4}$  lb. \$1.25, oz. 40c., 3 pkts. 25c., pkt. 10c.

## Miller's Cream Musk Melon.

Also Called "Osage" Musk Melon.



MILLER'S CREAM MUSK MELON.

Another season's trial confirms all we have said in favor of this delicious Musk Melon. We think it one of the best varieties that we have ever grown. It is remarkable for its thick flesh and delicious flavor. The fruit is oblong, green and slightly netted. Flesh, salmon color, thick and delicious. It is early, and of large size and an abundant bearer. Per lb. \$1.75,  $\frac{1}{4}$  lb. 50c. oz. 15c., pkt. 5c.

## Radishes.

### Earliest Scarlet White-Tipped Forcing.



EARLIEST SCARLET WHITE-TIPPED FORCING.

This variety and the one following were sent us by a large grower in France and have both proved to be very fine for forcing or for the open ground. The E. S. W. T. F. is the handsomest and most rapid growing Radish we have ever seen. The radishes are perfectly round and of a bright scarlet color except at the tip, which is clear white. The leaves are wonderfully small and short, surpassing all other varieties in this respect. The radishes are ready to pull in from fifteen to twenty days from the time of sowing. In fact the tops are so small and the roots bottom up so fast that they are ready to pull long before the gardener, who grows them for the first time, has any thought or expectation that he has radishes fit for the table. Choice seed direct from

Paris. Per lb \$1.35,  $\frac{1}{2}$  lb. 40c., oz. 15c., pkt. 10c., 3 pkts. 25c. Get three packets and sow at different times for succession.

### Earliest Scarlet Forcing Radish.

This variety is similar to the Earliest Scarlet White-Tipped forcing, except that it has no white at the tip, and is of a deeper scarlet. It grows with the same rapidity and is in all other respects similar. Per lb. \$1.35,  $\frac{1}{2}$  lb. 40c., oz. 15c., pkt. 10c., 3 pkts. 25c.

### Felton's Improved White Box Radish.

The objection to the White Box Radish has hitherto been that its leaves grew too large and that it did not bottom up as early as some of the smaller varieties. Now, however, we have obtained a new strain of this variety which is a great improvement in respect to the size of the leaves and earliness. The leaves of this improved strain grow

much smaller and the radishes are fully as large as the old kind and mature earlier. The radishes are very large, pure white, solid and of fine quality. Their size and handsome appearance make them a very profitable market variety, good for forcing or for an out-door crop. Per lb. \$1.50,  $\frac{1}{2}$  lb. 45c., oz. 15c., pkt. 10c.

### Guernsey Half Long Parsnip.

Taking it all in all we think this is the best Parsnip we have. The long parsnips are apt to spindle off towards the bottom while the Guernsey Half Long is nearly the same thickness and has few side roots and prongs. It is of the highest quality, yields abundantly and the roots are easily harvested. Per lb. 65c.,  $\frac{1}{2}$  lb. 20c., oz. 10c., pkt. 5c.

### The Deacon Lettuce.

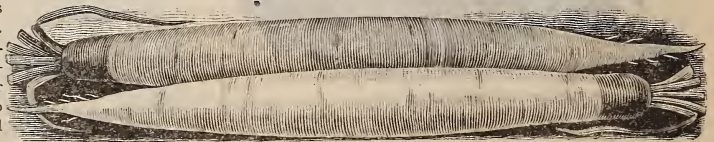


THE DEACON LETTUCE. (From a photograph.)

We have found no variety of lettuce equal to THE DEACON. But it requires rich land, clean cultivation and plenty of room. Each plant should have at least a square foot of ground and should never be crowded. Sow thick, but thin out while the plants are small. The Deacon on good land will stand hot weather without becoming bitter or running up to seed. It is the result of over forty years careful selection. We are the original introducers of this splendid variety, and those who wish it in perfection should get seed from headquarters, Price, prepaid by mail: Per lb. 2.00,  $\frac{1}{2}$  lb. 60c., oz. 20c., pkt. 5c.

### Mammoth Sandwich Island Salsify or Vegetable Oyster.

It is strange that Salsify is not more generally grown. When properly grown it is certainly a delicious vegetable—good in the Autumn, Winter and Spring. Like the Parsnip it can be left in the ground all Winter and will come out fresh and good in the Spring. One



MAMMOTH SANDWICH ISLAND SALSIFY.

reason why it is not more generally appreciated is that little pains are taken to grow it properly. It is usually left too thick in the rows and the land is not made rich enough, and the weeds are not always destroyed. Another reason is, that poor seed, grown from roots allowed to go to seed in the rows where they grew, is sown. You should sow good seed grown from selected plants of the Mammoth Sandwich Island Salsify. Sow in rows 15 to 18 inches apart, and *thin out the plants* so that they will stand only three to four inches apart in the row. Then you will have this excellent vegetable in perfection. Try our seed of this variety. Price per lb. \$2.00,  $\frac{1}{2}$  lb. 60c., oz. 20c., pkt. 5c.



➤+COMPLETE PRICE LIST+➤

—OF—

# Harris' Well-Tried and Standard Seeds

FOR 1891.



Sent prepaid by mail to any address in the United States or Canada, and to all foreign countries embraced in the Postal Union, and their safe delivery guaranteed.

## Asparagus.

Fr., *Asperge*—Ger., *Spargel*.



CONOVER'S COLOSSAL.

For market, plant in rows 3 feet apart each way.

**Conover's Colossal.** This is the largest and best variety. There is nothing better. Good fresh seed, prepaid by mail, per lb. 45c.,  $\frac{1}{4}$  lb. 15c., 2c. 6c., pkt. 4c.

## Asparagus Roots.

ONE OF OUR LEADING SPECIALTIES.

We have a fine crop of Asparagus roots of our own growth and shall have great pleasure in receiving orders for them. Send the orders at any time and the plants will be sent as soon as the frost is out of the ground in the Spring.

### A FEW WORDS IN REGARD TO SETTING OUT AN ASPARACUS BED.

The first requisite for a good Asparagus bed is a well-drained soil. If not naturally drained the soil must be underdrained from  $2\frac{1}{2}$  to 3 feet deep. Asparagus will do well on a great variety of soils. Perhaps a well-drained alluvial soil is best, though a sandy loam or even a rather stiff clay loam produces magnificent shoots. The real point is to either make the land very rich or give plenty of room. In the garden where the horse hoe is not used, the roots may be set out in rows eighteen inches apart and the plants a foot apart in the row. At this distance apart 270 roots will set out a bed 18 yards long and 2 yards wide.

In a garden, where land is plenty and a horse hoe is used, plant in rows 3 feet apart and 18 inches apart in the row. Set out 500 roots and you will be sure of having enough for a fair sized family every day in the season, and during warm weather will have the pleasure of presenting a few bunches of fine strong shoots to some of your neighbors. In growing on a large scale for market, plant in rows from 3 feet to 4 feet apart each way.

"But how shall we prepare the land to set out the plants?" Make the land as mellow as you would for Corn or Potatoes, or Peas or Beans. Make the rows two or three inches deep and spread out the roots horizontally, and press the fine soil round them and cover two to three inches deep. Deep planting is a mistake. Deep manuring is, we think, unnecessary. Surface manuring, and an abundance of it, with annual dressings of Nitrate of Soda are what is needed to produce luxuriant growth in the Fall and strong shoots in the Spring.

All authorities agree in recommending *one-year-old roots*. They are far less likely to be bruised or injured in digging and handling than two-year old roots and produce a more uniform bed, while they can be set out with half the labor.

### PRICE OF ASPARACUS ROOTS PREPAID BY MAIL.

We will send good, healthy one-year-old Conover's Colossal Asparagus roots, *prepaid by mail* to any address in the United States or Canada, at the following extremely low rates: 50 roots, 40 cts., 100 roots, 75 cts., 120 roots, \$1.15; 300 roots, \$2.00; 500 roots, \$3.00. Let no one say he cannot afford to set out an Asparagus bed.

For price of Asparagus roots by express or freight see wholesale list.

## Beans.

For home use, as well as for market or the canning establishments, beans are an important crop. Beans are grown for the seed, which is cooked in the green state or dry. For the latter purpose they are grown largely as a farm crop. They are also grown in every garden for their tender, fleshy pods, and are gathered fresh while the seeds are scarcely formed.

### BEANS GROWN FOR PODS.

Theoretically, the gardener who grows beans for pods should select a variety that has the greatest tendency to produce a thick fleshed, tender, juicy pod, rather than a disposition to produce seed. We have a number of such varieties and shall have more when this point is better understood and gardeners are willing to pay the necessary price for the seed.

The gardener grows four kinds of Beans. 1st, Running or Pole Beans. 2d, Dwarf Beans. 3d, Beans with wax or yellow colored pods. 4th, Beans with green colored pods. Besides these we have string beans and beans that have pods without strings. The latter are called "snaps." The wax beans have no strings and many prefer them on this account.

**Best Soil for Beans.**—Beans, especially for an early crop, usually do best on warm, dry, sandy land, though fine, healthy, productive crops are often grown on land of a heavier or clayey character.

In growing beans as a farm crop it is found that they usually do best on clover or grass sod, but sod land is seldom available in the garden. One of the best and most convenient crops to plant beans after, is corn, heavily manured the previous season. Small seeded, delicate crops like onions are seldom sown after corn because the stubs and roots of the corn interfere with drilling and hoeing. But for beans there is no difficulty in getting corn land in good condition. If the land is not quite rich enough put on a small dressing of well rotted manure.

**Planting Beans.**—If a horse hoe is to be used, plant in rows two feet apart. If the crop is to be kept clean with a hand hoe, they will do well in rows 15 to 18 inches apart. But the land must be rich and the crop kept scrupulously clean. Do not hoe deep enough to cut off the roots of the beans, but frequent shallow hoeing and absolute freedom from weeds are of great importance. We want rapid, vigorous growth to produce an abundance of healthy, succulent, thick-fleshed, tender pods.

Beans, like corn, require a warm soil, but we have been in the habit for many years of planting a few rows of beans soon after the frost is out of the ground, and have been surprised how well they thrive. In three years out of four we have succeeded in getting a very early crop simply by running the risk of losing a little seed and of replanting. We do not wait to see if we are going to lose the first sowing, but sow more at the usual time. If the first sowing does well we have a crop of very early beans, and if we lose them we are no worse off than we should have been if we had not run the risk.


The early crop should be planted thick, say drop a bean in each inch of row. Those planted later when the soil is warm may be dropped an inch and a half, or two inches apart.

### WAX PODDED DWARF BEANS.

*Also called Butter Beans.*

**Golden Wax**—This is the old standard wax bean. It is early and productive. The pods are long, of a rich yellow color, stringless, and of excellent quality. Price, prepaid, by mail, per qt. 5 c., pt. 30c.,  $\frac{1}{2}$  pt. 18c., pkt. 5c.

**Wardell's Kidney Wax**—This is decidedly the best of all the wax beans. (See novelties, page 6.) Per qt. 55c., pt. 30c.,  $\frac{1}{2}$  pt. 18c., pkt. 5c.



GOLDEN WAX BEAN.

**Black Eyed Wax**—One of the earliest of all wax beans. Pods long and straight, lighter in color than the Golden Wax, and more attractive in appearance. A decided acquisition. Per qt. 55c., pt. 30c.,  $\frac{1}{2}$  pt. 18c., pkt. 5c.

**German Black Wax, or "Butter Beans"**—A well known and excellent variety, but in this section not so vigorous and productive as the Wardell's Kidney Wax. Seeds small and when ripe entirely black. Pods thick-fleshed, tender and of fine quality. Per qt. 50c., pt. 30c.,  $\frac{1}{2}$  pt. 18c., pkt. 5c.

**Crystal Wax**—A delicious bean; round, solid pods, thick flesh, nearly transparent; exceedingly productive and of the very highest quality. A week or ten days later than Wardell's Kidney Wax. A good variety for canning. Per qt. 55c., pt. 30c.,  $\frac{1}{2}$  pt. 18c., pkt. 5c.



CRYSTAL WAX BEAN.

### GREEN PODDED DWARF BEANS.

**Early China Red Eye**—One of the earliest and best varieties; immensely productive and of excellent quality. Per qt. 45c., pt. 25c.,  $\frac{1}{2}$  pt. 15c., pkt. 5c.

**Refugee, or 1000 to 1**—A vigorous grower, very productive, medium early; pods long, round, green when young, and of fair quality for snaps, but prized especially for pickles. A favorite with the canning establishments. Per qt. 45c., pt. 25c.,  $\frac{1}{2}$  pt. 15c., pkt. 5c.

**Cleveland's Improved Valentine**—Of all the green podded varieties of beans this is the best. Repeated tests show it to be at least a week earlier than the common Early Valentine. It has a round, solid thick-fleshed pod, tender, juicy, and of good flavor. Price prepaid by mail, per qt. 55c., pt. 30c.,  $\frac{1}{2}$  pt. 18c., pkt. 5c.





CLEVELAND'S IMPROVED VALENTINE BEAN.

**White Kidney or Royal Dwarf**—A popular variety; hardy, a vigorous grower and very productive. For succotash or for shelling, green or dry, the White Kidney is unsurpassed. Per qt. 45c., pt. 25c., ½ pt. 15c., pkt. 5c.



EARLY MOHAWK BEANS.

immensely productive and of excellent quality. Per qt. 45c., pt. 25c., ½ pt. 15c., pkt. 5c.

**POLE BEANS.**

We have so many excellent varieties of bush beans that comparatively little attention is paid to the running or pole varieties grown for the pods. The following varieties, however, are specially well worthy of cultivation:

**Golden Flageolet Wax**—A remarkably prolific and productive bean. The pods are from seven to eight inches long, golden color, very succulent, fleshy and of unexcelled quality. The plants give beans till cut down by frost in the Fall. Per qt. 60c., pt. 35c., ½ pt. 20c., pkt. 5c.

**Speckled Cranberry, or London Horticultural**—Very productive and excellent either green or shelled. Per qt. 55c., pt. 30c., ½ pt. 18c., pkt. 5c.

**Early Mohawk.**

Hardy, a vigorous grower, productive, moderately early, and an excellent string bean. Per qt. 45c., pt. 25c., ½ pt. 15c., pkt. 5c.

**Early Valentine**

One of the most popular green podded sorts, a vigorous grower,

**Scarlet Runner**—Frequently used for screens. Grows twelve or fifteen feet high. The scarlet blossoms are abundant and attractive and the pods excellent for the table. Per qt. 55c., pt. 30c., ½ pt. 18c., pkt. 5c.

**Lima Beans.**

Lima Beans should not be planted until the ground has become warm. If planted in wet, cold ground they are almost sure to rot. Plant in hills four feet apart. The richer the whole ground the better, and a peck to a half bushel of well-rotted manure thoroughly worked into the soil in the hill will push the young plants forward rapidly. Place the poles a foot or eighteen inches deep in the hill before planting the beans. Put six or eight beans in a circle, six inches from the pole and press them in the soil, eye down. If the soil is sandy cover two inches deep, if stiff clay, cover an inch deep with the finest soil you can get and, if dry, pat it down firm and smooth with a hoe. Before the plants commence to run cut out all but three of the best plants in the hill. If left too thick the vines will not bear well.

We try all the new kinds that are introduced, but have found none better than the "King of the Garden." The new Bush Lima will be found excellent, especially for an early crop, as it is two weeks earlier than the pole varieties.

**HENDERSON'S BUSH LIMA**—No garden should be without it. See Novelties page 6. Per qt. \$1.25, pt. 75c., ½ pt. 40c., pkt. containing not less than 50 beans, 10c.

**King of the Garden Lima**—This is a new variety of great value, very early and immensely productive. Per qt. 55c., pt. 30c., ½ pt. 20c., pkt. 10c.

**Large White Lima**—The best of seed. Per qt. 50c., pt. 28c., ½ pt. 18c., pkt. 5c.

**White Field Beans.**

**Boston Small Pea Bean**—A new and valuable variety.

A vigorous grower—the vines covering the ground between the rows—and entirely free from rust. It is very early and a heavy cropper. Pure seed. Though owing to bad harvest weather not as bright as usual. Per qt. 50c., pt. 28c., ½ pt. 15c., pkt. 5c.

**Burlingame's Improved Medium Bean**—A new and excellent white bean. A vigorous grower, ripens early and is very productive; one of the most popular varieties for field culture. Per qt. 45c., pt. 25c., ½ pt. 15c., pkt. 5c.

**Boston Marrow**—A valuable variety and very productive. Beans large, white, and cook dry and mealy. Per qt. 45c., pt. 25c., ½ pt. 15c., pkt. 5c.

**Marrow Pea, or Dwarf White Navy**—A variety originating in this neighborhood and now largely grown for market. A small white bean remarkably hard and dry, and especially useful where the crop is liable to be attacked by the bean weevil. Vines vigorous and the pods numerous and well filled. Per qt. 45c., pt. 25c., ½ pt. 15c., pkt. 5c.

**Brussels Sprouts.**

Fr., *Chou de Bruxelles*.—Ger., *Sprossen Kohl*.

The cultivation of Brussels Sprouts is similar to other varieties of Cabbage. The sprouts shoot out from the axils of the leaves and resemble small cabbage. They are very mild and tender. Sow the seed as soon as the ground is open in the Spring, and transplant like other cabbage.

**Brussels Sprouts, Improved Dwarf**—A new variety of superior quality. Per lb. \$1.00, ¼ lb. 35c., oz. 12c., pkt. 5c.

**HALF DWARF PARIS MARKET**—Last spring, Messrs. Vilmorin of Paris, sent us this new variety for trial. We regard it as a decided acquisition and hope all our customers will try it. Our seed is imported direct from Paris. Per lb. \$1.50, ¼ lb. 50c., oz. 20c., pkt. 5c.



BRUSSELS SPROUTS.


## Beets for Table Use.

Fr., *Betterave*.—Ger., *Runkel Rube*.

The secret of getting sweet, tender, fine-grained, delicious Beets, is: 1st—Rich land and clean cultivation. 2d—Good seed of a good variety. 3d—Sowing at intervals to keep up a constant supply of roots in their best condition.

It is hardly possible to make land too rich for Beets. They are gross feeders and will stand all the manure you can give them, and four or five pounds of nitrate of soda, and three pounds of superphosphate to the square rod in addition.

Beet seed is very hardy and can be sown the moment the frost is out of the surface soil. Sow in rows 15 inches apart, and drop a seed to each inch of row. Early in the spring, when the soil is moist, the seed needs merely pressing into the soil, but when dry, cover an inch deep and press the soil firmly over the seed. Thin out the plants till they stand three to five inches apart in the rows.



ECLIPSE BEET.

**LONG SMOOTH BLOOD RED**—A standard and excellent variety. Per lb. 50c.,  $\frac{1}{4}$  lb. 20c., oz. 8c., pkt. 5c.

**BEET, ECLIPSE**—The earliest and most popular table Beet. The roots are globe-shaped, smooth, and of a deep red color, and of the best quality. Per lb. 60c.,  $\frac{1}{4}$  lb. 20c., oz. 8c., pkt. 5c.

**Egyptian Blood Turnip**—A standard variety; very early and of fine quality. Per lb. 55c.,  $\frac{1}{4}$  lb. 20c., oz. 8c., pkt. 5c.

**Extra Early Bassano**—Very early, of excellent quality. Per lb. 50c.,  $\frac{1}{4}$  lb. 20c., oz. 8c., pkt. 5c.

**Bastian's Blood Turnip**—A remarkably early and productive beet; round, deep blood red, tender and of excellent quality. Per lb. 55c.,  $\frac{1}{4}$  lb. 20c., oz. 8c., pkt. 5c.

**Early Blood Turnip Beet**—An old favorite. Early, productive and of good quality. The best of seed. Per lb. 50c.,  $\frac{1}{4}$  lb. 20c., oz. 8c., pkt. 5c.

## Mangel Wurzel, and Sugar Beets for Stock.

Sugar Beets or Mangel Wurzel can be sown in the spring as soon as the frost is out of the ground, or at any time afterwards till the middle of June. Sow in rows wide enough apart to admit the use of a horse hoe, say 2 feet to 2 $\frac{1}{2}$  feet apart. Be sure to sow seed enough, say five pounds per acre, or drop a seed to each inch of row.

As soon as the plants are up, hoe them out into bunches ten or twelve inches apart, and do not be afraid that you are leaving them too thin. A few days later thin them out to one plant in a place, being careful not to disturb the roots too much, especially in dry hot weather.

**Harris' Yellow Globe Mangel**—The best of all varieties; easily harvested and the best of keepers.

Per lb., prepaid by mail, 50c.,  $\frac{1}{4}$  lb. 15c., packet 5c. Five pounds, by express, not prepaid, 35c. per lb. Ten pounds and upwards by express not prepaid, 30c. per lb.

**GIANT YELLOW INTERMEDIATE**—A new variety, very large and fine. See Novelties, page 7. Per lb. 50c.,  $\frac{1}{4}$  lb. 15c., pkt. 5c.


**Yellow Ovoid**—Intermediate between the long and globe varieties. A superior sort, of excellent quality and very productive. Per lb. 50c.,  $\frac{1}{4}$  lb. 15c., pkt. 5c.

**Golden Tankard**—Large size, very productive and of good quality; flesh bright golden yellow. Per lb. 50c.,  $\frac{1}{4}$  lb. 15c., pkt. 5c.

**Carter's Orange Globe Mangel**—A well known and superior variety; large, productive and of excellent quality. Per lb. 45c.,  $\frac{1}{4}$  lb. 15c., pkt. 5c. 5 lbs. and upwards, by express, not prepaid, 30c. per lb.


**Mammoth Long Red or Norbiton Giant**—This is the best variety of the Long Red Mangel Wurzel. Choice seed. Per lb. 45c.,  $\frac{1}{4}$  lb. 15c., pkt. 5c. 5 lbs. and upwards, by express, not prepaid, 30c. per lb.

Per lb. 50c.,  $\frac{1}{4}$  lb. 20c., oz. 8c., pkt. 5c.



GOLDEN TANKARD MANGEL.





**Imperial Sugar Beet**

—Of all the roots raised for stock this is the sweetest. On rich soil it will produce nearly as many bushels per acre as the Mangel Wurzel. It is very nutritious and admirably adapted for feeding to milch cows in the winter and early Spring. Per lb. 40c.,  $\frac{1}{4}$  lb. 12c., pkt. 5c. 5 lbs. and upwards, by express not prepaid, 25c. per pound.

**Lane's Improved**

**Imperial Sugar Beet**—An excellent variety; productive and nutritious. Per lb. 50c.,  $\frac{1}{4}$  lb. 15c., pkt. 5c. 5 lbs. and upwards, by express, not prepaid, 30c. per lb.

**VILMORIN'S IMPROVED SUGAR BEET**

—M. Vilmorin, the great French scientist and seedsman, has for many years taken extraordinary pains to obtain a beet containing a larger percentage of sugar. The result has been most gratifying and

astonishing. We wrote to him last spring asking him to send us for trial some seed of his best variety, and he sent us Vilmorin's Improved Sugar Beet. We have imported some seed of this best of all Sugar Beets direct from Messrs. Vilmorin, Andreux & Co., of Paris, and hope all our customers will try it. Per lb. 60c.,  $\frac{1}{4}$  lb. 20c., pkt. 5c.

In growing Beets for sugar, select well-drained land in good condition. Two or three pounds of superphosphate and two pounds of nitrate of soda to the square rod will be likely to produce a very large crop, that will be richer in sugar than if the land is heavily dressed with stall manure. High manuring is not favorable to a high percentage of sugar. The part of the Beet that is out of the ground is poor in sugar, and it is desirable to hill up the Beets and thus keep them under ground.

**Chard, or Sea Kale Beet.**

Swiss Chard is a beet grown for its leaves. The mid-rib is boiled and used as a substitute for asparagus. Or the leaves may be boiled and served as spinach. No garden should be without it. Sow early in the spring on rich land or give it a little nitrate of soda.



SWISS CHARD.

**Swiss Chard, or Sea Kale Beet**—Per lb. 50c.,  $\frac{1}{4}$  lb. 18c., oz. 8c., pkt. 5c.

**Cabbage.**

Fr., *Chou Pommés.*—Ger., *Kopfkohl.*

For very early Cabbage, the seed should be sown in a box in the house or in the hot-bed in March, and as soon as the plants begin to crowd, transplant them and give more room. The plants in the hot-bed should be hardened off by removing the sash during the day, at first for an hour or so, gradually extending the time, and as soon as the frost is out of the soil, in the garden or field, set them out in rows  $2\frac{1}{2}$  feet apart and eighteen inches apart in the row. The land for very early Cabbage must be *excessively* rich. Plenty of well-rotted manure and a top dressing of 500 pounds of superphosphate and 500 pounds of nitrate of soda per acre is the great secret of success in raising a profitable crop of early Cabbage or Cauliflower. The best variety for very early Cabbage is the true Early Jersey Wakefield.

For a second early crop, for marketing in August, sow Henderson's Early Summer, Fottler's Drumhead or Winningstadt, in a hot-bed in March and set out the plants as soon as the ground is ready to work. These Cabbage are larger than the Early Jersey Wakefield, and except the Winningstadt, require more room, say  $2\frac{1}{2}$  by 2 feet.

For early Fall use, say in September and October, sow Harris' Short Stem Drumhead, or Fottler's Drumhead in the open ground as soon as the frost is out of the soil, and transplant into the permanent rows as soon as the plants are large enough and the ground is in good condition for them.

For winter use we set out Harris' Short-stem, Fottler's Drumhead, Premium Flat Dutch and other large varieties the last week in June or the first of July. Much depends on the season and we have to take the chances. On low mucky land, many Cabbage growers in this section set out Harris' Short-stem as early as the middle of June. On this black mucky land, when the water is within two feet of the surface, it is necessary to plant earlier than on well manured, dry upland. If planting is delayed till August, as a rule, it is better to plant Henderson's Summer or Winningstadt.



Fig 1—EARLY JERSEY WAKEFIELD. Per lb. \$3.35,  $\frac{1}{4}$  lb. \$1.00, oz. 30c., pkt. 10c.

**Early Jersey Wakefield**

—(Fig. 1)—EXTRA SELECTED STOCK SEED.—The very best early cabbage for market. The plants have very few outside leaves and produce large, solid heads, earlier than any other variety. The choicest and very best of Seeds.

**Henderson's Early Summer**

—(Fig. 3)—One of the very best early varieties. About ten days later than early Jersey Wakefield; large heads and very popular. The best of seed. Per lb. \$2.65,  $\frac{1}{4}$  lb. 75c., oz. 25c., pkt. 5c.



Fig. 3—HENDERSON'S EARLY SUMMER.



**Early York**—(Fig. 2.)—If you want the best early cabbage for your own use, sow Early York. Per lb. \$1.00, ¼ lb. 30c., oz. 10c., pkt. 5c.



Fig. 2—EARLY YORK.

**Large York**—An excellent cabbage, later and larger than Early York. Per lb. \$1.15, ¼ lb. 35c., oz. 12c., pkt. 5c.



Fig. 4—NEWARK EARLY FLAT DUTCH.

**Newark Early Flat Dutch**—(Fig. 4.)—An excellent early cabbage. Per lb. \$2.40, ¼ lb. 70c., oz. 25c., pkt. 5c.

**Red Pickling Cabbage**—Solid heads; blood red and of the highest quality. Profitable for market. The very best of seed. Per lb. \$2.00, ¼ lb. 60c., oz. 18c., pkt. 5c.

**Winnigstadt**—Fig. 5—Larger and a little later than Jersey Wakefield. Sure to head. A good sort for general cultivation. For fall or winter use sow the seed about the middle of June and set out the plants the middle of July. Per lb. \$1.30, ¼ lb. 35c., oz. 12c., pkt. 5c.



Fig. 5—WINNINGSTADT.

**Premium Flat Dutch**—One of the most popular winter Cabbage. Be careful to get good seed. There is much poor seed of this variety sold. Our seed will be found excellent. There cannot be anything better. Per lb. \$1.85, ¼ lb. 55c., oz. 18c., pkt. 5c.

**FOTTLER'S DRUMHEAD, or Improved Brunswick**—One of the very best late summer and winter varieties. The choicest and best of American grown seed from carefully selected heads. Per lb. \$2.00, ¼ lb. 60c., oz. 18c., pkt. 5c.

**EXCELSIOR LARGE FLAT DUTCH**—(Fig. 6)—A very fine strain of Flat Dutch Cabbage. Large heads, short stems. Per lb. \$2.90, ¼ lb. 80c., oz. 25c., pkt. 5c.



Fig. 6—EXCELSIOR LARGE FLAT DUTCH.



HARRIS' SHORT STEM DRUMHEAD.

[From a photograph.]

**HARRIS' SHORT STEM DRUMHEAD**—This is our pet cabbage. We have grown this variety for twenty-seven years and aim to improve it every year, by carefully selecting the best heads for seed. Per lb. \$2.80, ¼ lb. 75c., oz. 25c., pkt. 5c.

**LARGE LATE DRUMHEAD**—We retain this variety because there is a call for it, but for our own use we greatly prefer Harris' Short Stem Drumhead. Per lb. \$1.65, ¼ lb. 45c., oz. 15c., pkt. 5c.



Fig. 7—PERFECTION DRUMHEAD SAVOY. and sure to head. Per lb. \$2.40, ¼ lb. 70c., oz. 25c., pkt. 5c.

**Perfection Drumhead Savoy** (Fig. 7.)—A large and excellent variety of Savoy Cabbage. The best American grown seed. Per lb. \$2, ¼ lb. 70c., oz. 20c., pkt. 5c.

**Stone Mason**—A valuable winter variety, earlier than the Premium Flat Dutch, and sure to head.

## Cauliflowers.

Fr., *Choufleur*—Ger., *Blumen-Kohl*.

Cauliflowers are a very uncertain crop. This is largely due to poor cheap seed. Really good Cauliflower Seed is always scarce and high, much of the seed that is sold is worse than worthless.

Next to good seed, the most important point is never to let the plants stop growing. Plants are often allowed to remain too long in the seed bed. They are too thick and the soil gets dry and the plants are checked, and the result is that they throw up small premature "curds" and the crop is a failure.

The next point is to make the land very rich and to give the plants plenty of room. Land that was heavily manured the previous season is best, or if manured this spring let the manure be well rotted and thoroughly worked into the soil early in the season. To plow or dig under a quantity of manure just before setting out the plants is risky. If dry weather sets in the manure will make the land dryer and do more harm than good. Better sow three or four pounds of superphosphate and four or five pounds of nitrate of soda to the square rod broadcast on the land,



as soon as it is dug or plowed, and work them into the moist soil.

**Cauliflowers for forcing** should be sown from the middle of February to the first of March. For this purpose the best varieties are Erfurt Earliest Dwarf, and Henderson's Early Snowball.

**For Autumn use** sow in a well prepared bed as soon as the frost is out of the ground and from that on to the first of May. We occasionally have a season when we can get good Cauliflowers late in the autumn from seed sown as late as the middle of June, especially of the early varieties. The better way is to sow and set out at different times and run the chances.

The three best and surest varieties are the Erfurt Earliest Dwarf, the Early Snowball, and Erfurt Early Dwarf. Theseed of these varieties is costly, but the extra price is nothing as compared with the increased value of the crop.

**ERFURT EARLIEST DWARF**—For forcing this is the most reliable of all varieties. The seed is enormously high, but the genuine article is well worth the money. We import our seed direct from Erfurt from the most reliable seedsmen in Europe. Per oz. \$6.00, ½ oz. \$3.25, ¼ oz. \$1.75, pkt. 25c.

**HENDERSON'S EARLY SNOWBALL**—Genuine. See Specialties, page 7. Per oz. \$3.50, ½ oz. \$2.00, ¼ oz. \$1.10, pkt., containing not less than 200 seeds, 15c., 3 pkts., 40c.



ERFURT EARLY DWARF CAULIFLOWER.

**ERFURT EARLY DWARF**—Called in many catalogues "Earliest Dwarf." One of the earliest and very best Cauliflowers. Excellent for main crop in the summer and autumn. Per ¼ lb. \$8.00, oz. \$2.50, ½ oz. \$1.40, ¼ oz. 75c., pkt. 10c.

**Early Paris**—A great favorite; very similar to Erfurt Early Dwarf but requires more room. Per ¼ lb. \$2.00, oz. 70c., pkt. 10c.



LARGE LENORMAND, SHORT STEM.

**Large Lenormand, Short Stem**—One of the largest and best late Cauliflowers. A strong, vigorous grower, short stem. Withstands the drouth better than any other sort. Give it plenty of room, say not less than three feet apart each way. Per ¼ lb. \$3.00, oz. 90c., pkt. 10c.

**Walcheren**—A very hardy, standard sort. Will stand cold weather in the late autumn better than any other variety. The heads are well covered with leaves and are not injured by our hottest sun. Per ¼ lb. \$2.00, oz. 70c., pkt. 10c.



LARGE LATE ALGIERS.

**Large Late Algiers**—A great favorite with market gardeners; a large late variety; vigorous grower, with large, white, solid heads. Per ¼ lb. \$3.00, oz. 90c., pkt. 10c.

## Cabbage, Cauliflower and Celery Plants.

We grow out-door Cabbage, Cauliflower and Celery plants by the acre and of the very best varieties, such as we plant ourselves, and can furnish good plants at the very lowest price. See last page of this list of vegetables.



COLLARDS, OR COLEWORTS.

## Collards.

Fr. *Chou*.—Ger. *Blatter-Kohl*

Collards, or Coleworts are extensively grown in the Southern States, where they furnish green food for the table or for stock, all through the winter as well as at other seasons. Cultivation the same as Cabbage. **Collards, or Coleworts**—Per lb. \$1.10, ¼ lb. 35c., oz. 12c., pkt. 5c.

## Carrots.

Fr. *Carotte*.—Ger., *Mohre*.

For early table use sow as soon as the land is in good working condition, in rows 15 inches apart. Early French Short Horn is the best variety for this purpose, though Harris' Half Long and Oxheart are nearly as early and far more productive.

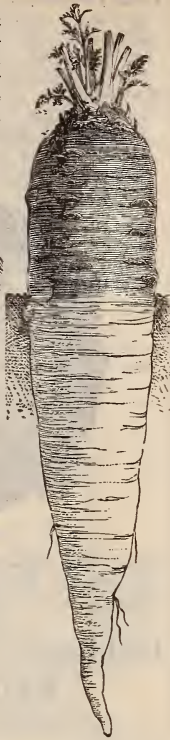
In the field, for stock or market, Carrots can be sown as late as the middle of June. The advantage of late sowing is that it gives an opportunity for starting and killing millions of weeds before sowing the Carrot seed. Good



land and fine tilth are necessary. Mucky land often produces a great crop of Carrots. Clean, well manured sandy soil is equally good and the Carrots are of better quality. For shallow soils, the best varieties are Harris' Early Half Long and Oxheart.



HARRIS' EARLY HALF LONG.



WHITE BELGIAN.

**Early French Short Horn**—The earliest variety and best for forcing. Per lb. 90c.,  $\frac{1}{4}$  lb. 28c., oz. 10c., pkt. 5c.



OXHEART CARROT.

[From a Photograph.]

varieties and are remarkably good keepers. Per lb. \$1.00  $\frac{1}{4}$  lb. 30c., oz. 12c., pkt. 5c.

**Harris' Early Half Long**—The best variety for table or for stock. Per lb. 90c.,  $\frac{1}{4}$  lb. 28c., oz. 10c., pkt. 5c.

**Long Orange**—A well known, popular and very productive variety. Requires deep, rich soil and the plants should stand four or five inches apart in the row. Largely grown as a market crop, for use in horse stables in the cities, and for milch cows. Fresh, good seed. Per lb. 85c.,  $\frac{1}{4}$  lb. 28c., oz. 10c., pkt. 5c.

**Large White Belgian**—The largest of all Carrots, easily grown and very productive. It is valuable for stock and sells well for this purpose. Fresh new seed of the best quality. Per lb. 60c.,  $\frac{1}{4}$  lb. 18c., oz. 8c., pkt. 5c.

## Celery.

Fr. *Celeri*.—Ger. *Seleri*.

Celery is one of our specialties. We grow our own seed and raise millions of plants.

Celery is a semi-aquatic plant, and is easily and cheaply grown on well-subdued and well-worked swampy land. Even on such land, however, well-rotted manure, or artificial fertilizers containing a considerable proportion of nitrate of soda can be used to great advantage. On upland, manure or artificial fertilizers are absolutely necessary. But in using manure great care must be taken to work it into the soil. Celery must have plenty of moisture and in our dry climate manure placed directly under the plants often does more harm than good. Nitrate of soda, in connection with plenty of other plant food, is specially beneficial.

It is not necessary to dig trenches for celery. Mark out the rows 4 feet apart and set out the plants about six inches in the rows. Sow a mixture of equal parts superphosphate and nitrate of soda along the rows, say a handful to each two paces. Work the fertilizer into the soil with a potato hook or hoe, or run a narrow horse hoe or cultivator up and down the rows two or three times, or as often as is necessary to thoroughly mix the manure with the soil and make the soil as fine and mellow as possible. Trim off the tips of the leaves of the plants and set them out a little deeper than they grew in the seed-bed and be careful, especially if the soil is dry, to press it firmly around the roots. The common mistake is to press the soil round the top of the plant and leave it loose below around the roots.

The great secret of raising good plants is to sow the seed the moment the frost is out of the surface soil, and in addition to heavy previous applications of manure, sow broadcast, as soon as the plants appear, or earlier, four or five pounds of nitrate of soda to the square rod, and repeat the dose two or three weeks later. In this way we get good, strong, stocky plants ready to set out in the permanent rows by the first of July, and sometimes earlier. For later planting, keep the plants back by trimming off the leaves or by pricking them out.

Those who wish celery for use in summer and early autumn should start the plants in a box in the house or hot-bed. Many growers experience great loss from early grown celery plants running up to seed. This is mainly owing to the fact that celery seed is generally grown in warm climates where the seed can be sown in the Fall or early Spring and allowed to run up to seed without transplanting. We grow our own seed here from plants wintered over in trenches and selected with care, and set out for seed in the Spring.

Our favorite varieties are White Plume (for early), Golden Heart, Dwarf White and Dwarf Red, though the past season we had a fine crop of Boston Market and Henderson's Half Dwarf. On the whole, however, Golden Heart is the most popular variety in our market.

We introduce this year for the first time, two new French varieties of great promise, and hope all our customers will try them. They are the Giant Pascal and Golden Self-Blanching.



GIANT PASCAL CELERY.

**GIANT PASCAL**—This variety was developed from the Golden Self-Blanching and retains the beautiful color and fine flavor of that variety. The stalks grow very long, thick and solid. It blanches very easily, requiring only a short time to become perfectly white. The heart and inside leaves become a beautiful golden yellow. We think this variety will be found a great acquisition. Per lb. \$6.00, ¼ lb. \$1.80, oz. 60c., pkt. 10c.

**Seely's Leviathan, or Giant White**—A large, vigorous growing variety. Per lb. \$2.00, ¼ lb. 60c., oz. 20c., pkt. 5c.



HENDERSON'S WHITE PLUME CELERY.

**Henderson's White Plume**—This is a "self-blanching," or partially self-blanching variety. It only requires banking up enough to keep the stalks together. The inside stalks and leaves turn perfectly white giving it a very handsome appearance. It is especially valuable for early use. Our seed is true, fresh and of the best quality. Per lb. \$4.50, ¼ lb. \$1.30, oz. 40c., ½ oz. 25c., pkt. 5c.

**Golden Self-Blanching—True**

This variety has become very popular. Like the White Plume it requires little banking up. The stalks and leaves turning a bright yellowish white, with but little earthing up. The heart and inside leaves are of a beautiful golden yellow, which gives it a very handsome appearance on the table. The stalks are thick and solid and of the finest quality. Our seed is the true, genuine Self-Blanching. We have imported it direct from Paris. Per lb. \$5.00, ¼ lb. \$1.50, oz. 50c., pkt. 10c.

**GOLDEN HEART**—With us this is the best and most popular market variety. Grows to a good size, is solid, of fine quality and keeps well. Seed of our own growth. Per lb. \$2.25, ¼ lb. 60c, oz. 20c, pkt. 5c.

**DWARF WHITE**—

A well-known and an excellent variety. Per lb. \$1.90; ¼ lb. 55c., oz. 20c., pkt. 5c.

**DWARF RED**—

A very hardy, vigorous, and really valuable sort. Blanches perfectly white. Per lb. \$1.90, ¼ lb. 55c. oz. 20c., pkt. 5c.

**HENDERSON'S HALF DWARF**—

A popular market sort. Per lb. \$2.25; ¼ lb. 60c., oz. 20c., pkt. 5c.

**Boston Market**—

One of our most popular varieties, especially in New England. Per lb. \$2.50, ¼ lb. 75c., oz. 25c., pkt. 5c.



GOLDEN HEART CELERY.



HENDERSON'S HALF DWARF CELERY.



DWARF RED CELERY.



## Celeriac, or Turnip-Rooted Celery.

Cultivation the same as for celery, except that it is not necessary to earth it up or plant so far apart. Set the plants in rows two feet apart and eight inches in the rows. **Celeriac, Erfurt Large Early**—The best variety. Per lb. \$2.00,  $\frac{1}{4}$  lb. 60c., oz. 20c., pkt. 5c.



CELERIAC, OR TURNIP-ROOTED CELERY

## Corn, Sweet.

Fr., *Mais*—Ger., *Welsch Korn*.

We all want to get Sweet Corn as early as possible, and it is worth while to plant a small portion as early in the Spring as the land can be got into nice, fine, mellow condition. Plant in rows  $3\frac{1}{2}$  feet apart, and drop a kernel every four inches apart in the row, and cover with an inch of mellow soil and pat it down with the hoe. If all the kernels grow you will have twice as many as you want and can cut out the weak plants. And do not forget to do so or the stand will be too thick and you will have many plants without ears.

For later planting, one kernel every eight inches in the row is thick enough. If the soil is dry, cover one inch and a half, or two inches deep, and be very careful to press the soil firm around the seed.

Many gardeners prefer to plant in hills, dropping about six seeds in a hill and leaving four plants in a hill from  $2\frac{1}{2}$  to  $3\frac{1}{2}$  feet apart according to the variety. The small early varieties, like the Cory, can be planted  $2\frac{1}{2}$  feet apart, while Shaker's Early, which is our favorite variety, should be planted in hills  $3\frac{1}{2}$  feet by 3 feet.

The secret of raising good sweet corn, that will retain its succulence and sweetness a long time, is to make the land excessively rich. Put on a heavy dressing of well-rotted manure, and 3 or 4 pounds of superphosphate to the square rod, and in addition sow broadcast four pounds of nitrate of soda to the square rod, or a small handful to the square yard. Do not sow it in the hill with the seed. If not sown till the plants are up scatter over the whole surface of the land, not merely around the hills, and be very careful not to throw it on the leaves of the plants. It seems strange that the importance of making land very rich for sweet corn is not more generally understood.

**Cold Coin**—See Novelties, page 8. Per qt. 60c., pt. 35c.,  $\frac{1}{2}$  pt. 20c., pkt. 10c.

**Early Cory**—This is the earliest sweet corn we have ever grown. It is as large and sweet as Marblehead or Minnesota and equally productive, while it is fully a week earlier than Marblehead and two weeks earlier than Minnesota. Per qt. 40c., pt. 22c.,  $\frac{1}{2}$  pt. 12c., pkt. 5c.

**Crosby's Extra Early Sugar**—Sweet, early and good size. Per qt. 40c., pt. 22c.,  $\frac{1}{2}$  pt. 12c., pkt. 5c.



EARLY CONCORD. SHAKER'S EARLY. CORY.

[From a photograph, showing the relative size of an average ear of the above varieties.]

**Early Marblehead**—With the exception of the Cory, this is the earliest of all varieties. Per qt. 40c., pt. 22c.,  $\frac{1}{2}$  pt. 12c., pkt. 5c.

**SEEDY HYBRID**—This is the best very early variety of Sweet Corn. It is fully as early as the Minnesota, while the ears are far larger and of decidedly better quality. The ears are seven inches long, twelve rowed, red cob, with white kernels, sweet, succulent and good flavored. Per qt. 40c., pt. 22c.,  $\frac{1}{2}$  pt. 12c., pkt. 5c.

**SHAKER'S EARLY**—See specialties, page 8. The best early variety of Sweet Corn. Per qt. 35c., pt. 20c.,  $\frac{1}{2}$  pt. 10c., pkt. 5c.

**Early Minnesota**—Larger than Marblehead and a valuable, standard early sort. Per qt. 40c., pt. 22c.,  $\frac{1}{2}$  pt. 12c., Pkt. 5c.

**Moore's Early Concord**—A well known and popular variety, very large, early, sweet and good. Per qt. 40c., pt. 22c.,  $\frac{1}{2}$  pt. 12c., pkt. 5c.

**HICKOX IMPROVED**—For the main crop, either for home use, for market or for canning, the best variety of Sweet corn is Hickox Improved. It is earlier than Stowell's Evergreen, a vigorous grower, exceedingly productive, very large twelve-rowed ears, large, white kernels, sweet, juicy and tender. Per qt. 40c., pt. 22c.,  $\frac{1}{2}$  pt. 12c., pkt. 5c.

**Stowell's Evergreen**—A standard sort, used extensively for canning. Our seed is true to name and good in every respect. Per qt. 40c., pt. 22c.,  $\frac{1}{2}$  pt. 12c., pkt. 5c.

**Black Mexican**—Many claim that this is the sweetest and best of all varieties of Sweet Corn. Per qt. 40c., pt. 22c.,  $\frac{1}{2}$  pt. 12c., pkt. 5c.

## Parching, or Pop Corn.

**White Rice Pop Corn**—Unquestionably one of the very best and choicest varieties of Pop Corn. Per qt. 40c., pt. 22c.,  $\frac{1}{2}$  pt. 12c., pkt. 5c.

## Corn Salad.

Fr., *Mache Salade de Ble.*—Ger., *Ackersalat Lammarsalat.*



CORN SALAD.

Sow in rows fifteen inches apart as soon as the frost is out of the surface soil. In six or eight weeks the plants are ready for the table. For early spring use, sow in September as you do Spinach.

**Corn Salad or Feticus, Large Round Leaved**—Per lb. 60c.,  $\frac{1}{4}$  lb. 20c., oz. 10c., pkt. 5c.

## Cress, or Peppergrass.

Fr., *Cresson.*—Ger., *Kresse.*



EXTRA FINE CURLED CRESS.

Sow early in the spring on rich land, in rows wide enough to admit the use of a hoe, and keep free from weeds. It will afford two or three cuttings from one sowing, but it is far better to sow at intervals of two weeks. Get three packets of seed.

**EXTRA FINE CURLED**—The best variety. Per lb. 40c.,  $\frac{1}{4}$  lb. 15c., oz. or three pkts. 10c., pkt. 5c.



WATER CRESS.

Fr., *Cresson de Fontaine*—Ger., *Brunnenkresse.*

**True Water Cress**—Sow it in the greenhouse or scatter the seed on the side of a ditch or shallow stream where there is running water. Good, fresh, true seed. Per lb. \$3.50,  $\frac{1}{4}$  lb. \$1.00, oz. 35c.,  $\frac{1}{2}$  oz. 20c., pkt. 10c.

## Cucumbers.

Fr., *Concombre*—Ger., *Gurken.*

### Choice Seeds of the Best Varieties.

Cucumbers will thrive in a great variety of soils, provided they have plenty of manure. For the early crop select a light, warm soil. Make the hills about four feet apart and work a bushel of well-rotted manure into the soil under the hill, covering a space eighteen inches or two feet in diameter. Make the hill flat on top. Plant a dozen seeds in each hill and thin out to four of the strongest plants. Cucumbers can be started with advantage on sods in the hot-bed and transplanted as soon as the soil is warm. See page 3.

**FOR PICKLES**—Sow the seed in hills four or five feet apart each way, or in rows six feet apart and three feet apart in the rows. In this section we sow for pickles from the first to the middle of July. They do well on light, sandy soil especially if manured in the hill with a shovelful of fine, well-rotted manure. Gardeners who have tried commercial fertilizers, complain that while they give the plants a good start, they do not keep the vines green and growing long enough. This is due to the fact that our ordinary commercial fertilizers do not contain sufficient nitrogen. If you add a handful of nitrate of soda, scattered on the soil for two or three feet around each hill, it will correct the difficulty. Heavy crops are frequently grown on drained swamps and found very profitable.



TALBY'S HYBRID CUCUMBER.

**Cucumber, Paris Pickling**—A new and valuable variety. See Novelties page 3. Per pkt. 15c.

**Talby's Hybrid**—This is a very valuable Cucumber, a cross between the White Spine and one of the long, English forcing varieties. Per lb. 90c.,  $\frac{1}{4}$  lb. 30c., oz. 10c., pkt. 5c.

**Early Green Cluster**—Early and very productive, the fruit being usually in clusters. Per lb. 75c.,  $\frac{1}{4}$  lb. 25c., oz. 10c., pkt. 5c.

**Early Russian**—Very early, hardy and productive. Grows about three inches long and of the best quality. Per lb. 80c.,  $\frac{1}{4}$  lb. 25c., oz. 10c., pkt. 5c.



EARLY FRAME CUCUMBER.  
10c., pkt. 5c.

**Early Frame**—A well known standard sort, good for the table or for pickles. Per lb. 75c.,  $\frac{1}{4}$  lb. 25c., oz. 10c., pkt., 5c.

**Green Prolific**—One of the best varieties for pickles. Per lb. 75c.,  $\frac{1}{4}$  lb. 25c., oz.

**Early White Spine**  
—One of the best varieties for home use or for market. Good for pickles.

GREEN PROLIFIC CUCUMBER.

Per lb. 75c.,  $\frac{1}{4}$  lb., 25c., oz. 10c., pkt. 5c.



### Improved Long Green

—A popular and valuable sort. Excellent for the table and for pickles. Per lb. 75c.,  $\frac{1}{4}$  lb. 25c., oz. 10c., pkt. 5c.



EARLY WHITE SPINE CUCUMBER.



**NICHOL'S MEDIUM GREEN**—We particularly recommend this variety either for market or home use. It grows to a medium length, is very straight and smooth and is of a light green color. The cucumbers are very thick through and of fine quality. Per lb. 80c.,  $\frac{1}{4}$  lb. 25c. oz. 10c., pkt. 5c.



NICHOL'S MEDIUM GREEN CUCUMBER.

**Endive.**

Fr. *Chicoree*.—Ger. *Endivien*.



ENDIVE, GREEN CURLED.

Sow at any time from March to August, but as it is usually eaten late in the fall it is commonly sown in June or July, in rows fifteen inches apart, and the plants thinned out to a foot apart in the row. To blanch them, tie the leaves together as you do Cos Lettuce, or cover with mats or boards.

**Green Curled.**—The hardiest and best kind, with beautiful curled leaves. We have the very choicest and best of new seed imported direct from Paris. Per lb. \$1.60,  $\frac{1}{4}$  lb 45c., oz. 15c., pkt. 5c.

**Egg Plant.**

Fr. *Aubergine*.—Ger. *Eierpflanze*.

The great secret of raising this delicious vegetable at the north is to get strong, stocky plants. For this purpose, sow the seed in April in a box in the house or hot-bed. Prick out the plants as soon as they begin to crowd, and about the first of May take up the plants carefully and pot them, putting one plant in a pot. About the first week in June set out the plants in rows four feet apart and three or four feet in the rows, on very rich soil, and keep entirely free from weeds.



EXTRA EARLY DWARF PURPLE EGG PLANT.

**BLACK PEKIN**—One of the best varieties for home use. The plant is a vigorous grower and decidedly productive. Fruit very large, perfectly round, color very dark

purple, almost black. A little earlier than New York Improved Purple, and fully equal to it in quality and flavor. Per lb. \$5.00,  $\frac{1}{4}$  lb. \$1.50, oz. 45c., pkt. 10c.

**Extra Early Dwarf Purple**—A new and valuable variety. Not large, but very early and prolific. Per lb. \$3.75,  $\frac{1}{4}$  lb. \$1.20, oz. 35c., pkt. 10c.

**Early Long Purple**—Early and very productive. Per lb. \$2.15,  $\frac{1}{4}$  lb. 70c., oz. 20c., pkt. 5c.

**New York Improved Purple**—The best and most popular variety. Large, early and hardy. Our seed of this variety will be found unsurpassed. Per lb. \$5.40,  $\frac{1}{4}$  lb. \$1.50, oz. 45c.,  $\frac{1}{2}$  oz. 25c., pkt. 10c.



NEW YORK IMPROVED PURPLE.

**Horse Radish.**

Horse Radish is easily grown from sets—small lengths of roots. These sets if planted in the spring in good rich soil will form large roots by fall. The sets should be planted with the small end down and the upper portion two inches below the surface.

**Sets**—Postpaid by mail, 25c. per doz., \$1.25 per 100.

**Kohl Rabi.**

THE BEST ROOT FOR A DRY SEASON.

Fr. *Chou-rabé*.—Ger. *Kohlrabi*.

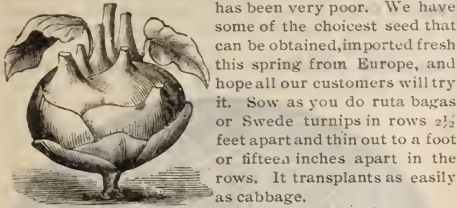
Kohl Rabi is a remarkable vegetable. To many it will be quite a curiosity. It looks as though it were half cabbage and half turnip. Botanists class it with the cabbage family. The leaves can be fed to cows like cabbage, while the bulbs or roots resemble the turnip and are relished by horses and all other animals. It is also grown as a garden vegetable for the table and for market. In composition it closely resembles the Swede turnip, and in cultivation and keeping can be treated exactly like the Swede turnip or rutabaga. If anything, it should be sown a little earlier than the Swede turnip, say in May or early in June.

It deserves far more attention than it has hitherto received in this country. It has been greatly improved and



the bulbs are now far smother than our illustration. It is a really valuable table vegetable.

The great value of the Kohl Rabi consists in its ability to stand the SEVEREST DROUTH. It is strange that it is not more extensively grown in this country. Perhaps the reason is that most of the seed that has hitherto been sent out



has been very poor. We have some of the choicest seed that can be obtained, imported fresh this spring from Europe, and hope all our customers will try it. Sow as you do ruta bagas or Swede turnips in rows 2½ feet apart and thin out to a foot or fifteen inches apart in the rows. It transplants as easily as cabbage.

**Large Green**—The best variety for stock and good for table use. Per lb. \$1.25, ¼ lb. 40c., oz. 12c., pkt. 5c.  
**Early White Vienna**—The best variety for the table. Cook it as you do turnips. It is drier than the turnip and of delicious flavor. Try it. Per lb. \$2.00, ¼ lb. 60c., oz. 20c., pkt. 5c.

### Kale, Borecole, or Greens.

Fr. *Chou Vert*—Ger. *Blatter Kohl*.



KALE—TALL GREEN SCOTCH CURLED.

and spring. Cultivation precisely the same as for cabbage.

**Dwarf Curled Green**—Very choice imported seed. Per lb. 75c., ¼ lb. 25c., oz. 10c., pkt. 5c.

**Tall Green Scotch Curled**—Per lb. 75c., ¼ lb. 25c., oz. 10c., pkt. 5c.



KALE—DWARF CURLED GREEN.

### Lettuce.

Fr., *Laitue*—Ger., *Lattich Salat*.

Sow a little Lettuce seed in a box in the house in February or March, and as soon as the hot-bed is ready, set out the plants in one of the sashes. This will give you all the early Lettuce you wish. The Boston Market or White Seeded Tennis Ball is considered the best variety for forcing.

Lettuce transplants easily. They are also very hardy, and can be set out in the open ground in the spring as soon as the soil is in good working condition. Like early cabbage and cauliflowers, these transplanted lettuce especially require rich land, and in addition, four or five pounds each of nitrate of soda and superphosphate to the square rod will be found of wonderful efficacy. But above all keep the land well hoed, and give each Lettuce not less than two square feet of land. This will give 21,780 lettuce to the acre.



TENNIS BALL LETTUCE.

well hoed, and give each Lettuce not less than two square feet of land. This will give 21,780 lettuce to the acre.

**Boston Market, or White Seeded Tennis Ball**—The best variety for forcing. This is the true early Boston Market Lettuce. Per lb. \$2.00, ¼ lb. 60c., oz. 20c., pkt. 5c.

**Early Green Tennis Ball, Black Seeded**—A popular variety, especially for forcing. Hardy, early and of excellent quality. Per lb. \$1.50, ¼ lb. 45c., oz. 15c., pkt. 5c.



MALTA DRUMHEAD.

**Black Seeded Simpson**—Very similar to the Early Curled Simpson, but lighter in color, and nearly twice the size. Per lb. \$1.25, ¼ lb. 40c., oz. 15c., pkt. 5c.



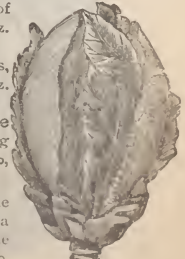
BLACK SEEDED SIMPSON.

**Early Curled Simpson**—A well-known and favorite market variety. The very best of seed. Per lb. \$1.25, ¼ lb. 40c., oz. 15c., pkt. 5c.

**THE DEACON**—See Specialties, page 10. Per lb. \$2.00, ¼ lb. 60c., oz. 20c., pkt. 5c.

**Malta Drumhead, or Ice Lettuce**—Large, early, attractive looking and of fair quality. Per lb. \$1.50, ¼ lb. 45c., oz. 15c., pkt. 5c.

**Cos Lettuce, Paris White**—The best of all the Cos Lettuce, and a great favorite. To blanch it, tie up the heads. Per lb. \$1.25, ¼ lb. 40c., oz. 15c., pkt. 5c.



COS LETTUCE.



## Musk Melons.

Fr., *Melon*—Ger., *Zucker-Melone*.


Plant in hills not less than five feet apart each way, or six feet one way and four feet in the rows. This gives a better chance for using the horse hoe between the rows. In addition to manuring the whole land, a half bushel or more of well-rotted manure should be thoroughly worked into the hill before planting. If the manure is not well mixed with the soil the hill will dry out. Sow a dozen seeds in each hill, and thin out to three or four strong plants in a hill.

To succeed in growing Melons to perfection you require *very rich land*. A light soil is best, but Melons can be grown on any land if it is well pulverized and enough rotted manure is worked into it. If the young plants are being eaten by bugs, dust or sprinkle them with White Hellebore say three times a week until the plants get a good start.

To get early melons, start a few hills on sods in the hot-bed. See page 3.

**NEW EARLY HACKENSACK**—In size, shape and quality the new early Hackensack resembles the well known and popular Hackensack variety. It is equal in every respect to the Hackensack, and is at least a week earlier. Our seed is true and good. Per lb. \$1.70,  $\frac{1}{4}$  lb. 50c., oz. 15c., pkt. 5c.

**Early Christina**—This was formerly considered the earliest and best of Musk Melons. Good size, very early, thick flesh; of a rich, peach-like color. Per lb. 90c.,  $\frac{1}{4}$  lb. 28c., oz. 10c., pkt. 5c.



HACKENSACK MUSK MELON.

**Hackensack**—One of the best known and most popular of all varieties of Musk Melon for market or home use. Per lb. 85c.,  $\frac{1}{4}$  lb. 28c. oz. 10c., pkt. 5c.



EMERALD GEM MUSK MELON.

**Emerald Gem**—One of the best and most delicious Melons. We highly recommend it. It is early, remarkably sweet and of the very highest flavor. Fruit small and round; skin dark green and smooth; flesh a rich salmon color, very thick, remarkably sweet, delicious and high-flavored. Per lb. \$1.50,  $\frac{1}{4}$  lb. 50c., oz. 15c., pkt. 5c.

**Netted Gem**—Small fruit, but very early and immensely productive. Excellent quality. Per lb. \$1.00,  $\frac{1}{4}$  lb. 30c., oz. 12c., pkt. 5c.

**MILLER'S CREAM**—See Novelties, page 9. Per lb. \$1.75,  $\frac{1}{4}$  lb. 50c., oz. 15c., pkt. 5c.



CHAMPION MARKET MUSK MELON.

**Champion Market**—An excellent shipping variety. It is of better quality when kept two or three days than when eaten fresh from the vines. It is very productive, fruit good size and very uniform, skin dark green, very thickly netted, flesh green, thick and good flavor. Per lb. \$2.00,  $\frac{1}{4}$  lb. 65c., oz. 20c., pkt. 10c.

**Casaba, or Large Persian**—The largest Musk Melon grown and when well grown, of excellent quality. Per lb. \$1.00,  $\frac{1}{4}$  lb. 35c., oz. 12c., pkt. 5c.

**MONTREAL MARKET**—The best flavored of the large growing varieties. In fact it has few superiors in this respect. Fruit very large, round, flattened at the ends and thickly netted; flesh green, very thick, rich and sugary. One of the best kinds to select for starting the plants on sods in the hot-bed. Per lb. 90c.,  $\frac{1}{4}$  lb. 28c., oz. 10c., pkt. 5c.



MONTREAL MARKET MUSK MELON.



**Fine Green Nutmeg**—One of the best known and most popular Melons; round, thickly netted, flesh green, thick and of excellent flavor. Per lb. 90c.,  $\frac{1}{4}$  lb. 28c., oz. 10c., pkt. 5c.

**Prolific Nutmeg**—Good size, flesh remarkably firm, green, sweet and of good flavor. Early and productive. A very popular variety. Per lb. \$1.00,  $\frac{1}{4}$  lb. 35c., oz. 12c., pkt. 5c.

**Green Citron**—A delicious Melon. A very popular market variety. Medium size and thickly netted. Early and productive. Flesh green, thick, juicy and fine flavored. Per lb. 90c.,  $\frac{1}{4}$  lb. 28c., oz. 10c., pkt. 5c.

**Early White Japanese**—Early, productive, sweet and of good flavor. Per lb. \$1.00,  $\frac{1}{4}$  lb. 35c., oz. 12c., pkt. 5c.

## Water Melons.

Fr. *Melon d'Eau*.—Ger. *Wasser Melone*.

It is very little work to plant a packet or ounce of half a dozen varieties of Melons, and those who do so will soon learn which are the best varieties for their soil and climate. The great point is to make the land rich and work in plenty of manure, especially in the hill. Plant Water Melons in this latitude in rows eight feet apart, and six feet apart in the rows, and as you go south give more room.

Plant early and run the chances, say in this latitude about the middle of May, or as soon as the land is warm and can be got into fine mellow condition. Scatter a dozen seeds in a hill, and before the plants begin to crowd thin out gradually till not more than three or four are left in a hill. Keep the ground thoroughly cultivated and hoed and stick to it, even if the Melons at first seem to be of little promise. When the warm weather comes, if the soil is clean and rich, the Melons will get hold of the manure and grow rapidly and fruit abundantly.

We find considerable advantage from starting Water Melons on sods in the hot-bed.

**Ice Cream, White Seeded**—A most delicious melon.

Early, sweet, productive and of good size. Popular in market. Per lb. 85c.,  $\frac{1}{4}$  lb. 25c., oz. 10c., pkt. 5c.

**VOLCA**—This Russian Water Melon is remarkably distinct and a decided acquisition. Next to the Hungarian Honey it is the sweetest and best flavored variety we have yet tested. The vines are remarkably vigorous and very productive; fruit perfectly round, very light green and of good size. Flesh very solid, crisp, sweet and of excellent flavor. Seeds small. Per lb. \$1.00,  $\frac{1}{4}$  lb. 30c., oz. 12c., pkt. 5c.

**CUBAN QUEEN**—A very large variety of good quality, extensively grown for market. True, genuine, fresh seed. Per lb. 85c.,  $\frac{1}{4}$  lb. 25c., oz. 10c., pkt. 5c.



MAMMOTH IRONCLAD.

**Mammoth ironclad**—A productive variety of the highest quality and largest size. Flesh deep red, sweet and rich and of high flavor, surrounded with a thin, hard rind, which makes it desirable for shipping and keeping. It is iron-clad. Per lb. 85c.,  $\frac{1}{4}$  lb. 25c., oz. 10c., pkt. 5c.



KOLB'S GEM.

**Kolb's Gem**—A very large, early variety, extensively grown at the South for shipping to the Northern markets.


Fruit nearly round, rind dark green and marbled. Excellent quality. Do not fail to try it. Per lb. 85c.,  $\frac{1}{4}$  lb. 25c., oz. 10c., pkt. 5c.

**HUNGARIAN HONEY**—The sweetest and best flavored Water Melon we have ever grown. It is very early and productive. The fruit is of medium size, perfectly round, and dark green. The flesh is bright scarlet, of fine grain and delicious flavor. The seeds are very small. Per lb. \$2.00,  $\frac{1}{4}$  lb. 60c., oz. 20c., pkt. 5c.

**Georgia Rattlesnake or Opsy**—A long, large, mottled and popular water melon. Per lb. 85c.,  $\frac{1}{4}$  lb. 25c., oz. 10c., pkt. 5c.


**Early Mountain Sweet**—A large, vigorous growing and productive melon. One of the surest varieties for northern latitudes. Per lb. 85c.,  $\frac{1}{4}$  lb. 25c., oz. 10c., pkt. 5c.

**Black Spanish**—A delicious melon. Very early, skin dark green, flesh deep red and of fine flavor. Per lb. 85c.,  $\frac{1}{4}$  lb. 25c., oz. 10c., pkt. 5c.



CUBAN QUEEN WATER MELON.





SCALY BARK WATER MELON.

**Scaly Bark**—Fruit very large with a tough skin, which renders this variety well suited for shipping long distances. Quality excellent. Best of seed. Per lb. 85c.,  $\frac{1}{4}$  lb. 25c., oz. 10c., pkt. 5c.

### Citron for Preserves.

Everybody should plant a few citrons for preserves. They are always welcome. Cultivation similar to water melons.

**Green Citron, for Preserves**—Round, striped and handsomely marbled. Very hardy and productive. Per lb. 85c.,  $\frac{1}{4}$  lb. 25c., oz. 10c., pkt. 5c.

### Mustard for Salad.

Fr. *Moutarde*—Ger. *Senf*.



Sow in rows a foot apart, and hoe frequently, and cut when three or four inches high. Sow as early as the ground can be got in good condition, and every two or three weeks afterwards for succession. Get three packets.

**White Mustard**—Leaves light green, mild and tender. Per lb. 30c.,  $\frac{1}{4}$  lb. 15c., oz. 8c., three pkts. 10c., pkt. 5c.

**GOLDEN MUSTARD**—A new variety which we grew last season for the first time and found very superior to the old kind, both in quality and appearance. The leaves are large, of a beautiful GOLDEN COLOR and very tender, while the flavor is mild and pleasant. Per oz. 20c., pkt. 10c.

### Mushroom Spawn.

Mushrooms are much more easily grown than most people think, and, as they often bring from \$1.00 to \$3.00 per pound in market, their culture is very profitable. We have succeeded in growing them in an old pasture by simply raising up a little of the sod with a spade and placing a small piece of spawn under it, and then pressing the sod down firmly. Make the holes for the spawn about two feet apart and place a piece of spawn about two inches square in each hole. They could probably be grown with equal success on any lawn if rich or if given a good dressing of manure. After the mushrooms get started in a pasture or lawn they will remain for many years and in favorable seasons will yield abundantly.

We are surprised that more do not start Mushrooms on their lawns or pastures. Even if you do not succeed, the loss is very slight, and if you do succeed you will have a yearly supply of mushrooms without any further expense or trouble.

The usual way to grow mushrooms for market is in cellars during the winter, when they bring the highest prices. Full directions for growing in this way will be sent with each box of spawn.

**French Spawn**—The French Spawn costs a little more than the so-called English spawn, but is much better. We have just imported it direct from Paris and offer it at the following low prices. By mail, prepaid, 2 lb. boxes, \$1.00 each. By express, not prepaid, 2 lb. boxes, 80c. each.

### Okra or Gumbo.

Fr., *Gombo*.—Ger., *Ocher*.

In the southern states the Okra or Gumbo can be grown as easily as Indian corn, and in much the same way. At the North it is necessary to select the earliest and warmest soil, or else to sow the seed in a hot-bed or box in the



house, and when the weather becomes settled, set out the plants two feet apart in warm soil in the garden with a sunny exposure. The green pods of the Okra contain a large amount of mucilage, and are used for thickening and flavoring soups.

#### Dwarf White


—Per lb. 65c.,  $\frac{1}{4}$  lb. 20c., oz. 10c., pkt. 5c.

#### White Velvet

—A distinct and valuable variety. The pods are large, round

OKRA OR GUMBO.

and smooth and not ridged like the old varieties. Per lb. 90c.,  $\frac{1}{4}$  lb. 25c., oz. 10c., pkt. 5c.



WHITE VELVET OKRA.

## Onions.

Fr., *Oignon*—Ger., *Zwiebeln*.

Those who grow Onions on a large scale for market prepare the land in the fall and sow as early in the spring as the soil can be worked on the surface. This is our own plan. We apply the manure, if any, in the fall. In the spring, sow 500 pounds each of superphosphate and nitrate of soda broadcast per acre, and harrow or cultivate them in. Drill in the seed in rows 15 inches apart, or if a horse hoe is to be used, in rows two feet apart. As soon as the Onions appear, hoe and weed and sow on 250 pounds more of nitrate of soda per acre.

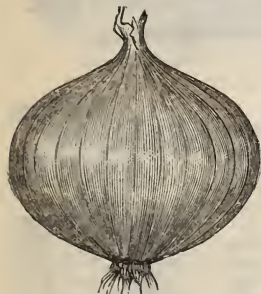
Good seed, early sowing, frequent hoeing and weeding and plenty of manure, or nitrate of soda and phosphate, are the essentials of success in growing Onions.

Onions do well on a great variety of soils, but drained swamps, containing more or less muck, make the most profitable Onion ground, especially if superphosphate and nitrate of soda are used and the seed is sown as soon as the frost is out of the ground.

### Yellow Globe Danvers

—One of our specialties.

A handsome variety, sells well in market, yields well, keeps well and is of the highest quality. Our seed is fresh, crop of 1890, grown from selected bulbs. There is nothing better. Per lb. \$2.00, ¼ lb. 60c., oz. 20c., pkt. 5c.



YELLOW GLOBE DANVERS ONION.

### Extra Early Large Red

A favorite early variety. Fresh, new seed; crop of 1890, sure to grow. Per lb. \$2.20, ¼ lb. 65c., oz. 20c., pkt. 5c.

### Large Red Wethersfield

—A well known and profitable variety. Large and productive. The best of new seed, crop of 1890. Per lb. \$2.20, ¼ lb. 65c., oz. 20c., pkt. 5c.



LARGE RED WETHERSFIELD.

### White Portugal, or Silver Skin

—A handsome, white Onion. Earlier than White Globe. A good variety for pickling. Fresh seed, crop of 1890. Per lb. \$3.00, ¼ lb. 85c., oz. 30c., pkt. 10c.

### SOUTHPORT WHITE GLOBE

—A splendid variety, but requires good land and the best of cultivation. A good keeper. Very choice new seed, crop of 1890. Per lb. \$3.00, ¼ lb. 85c., oz. 30c., pkt. 10c.

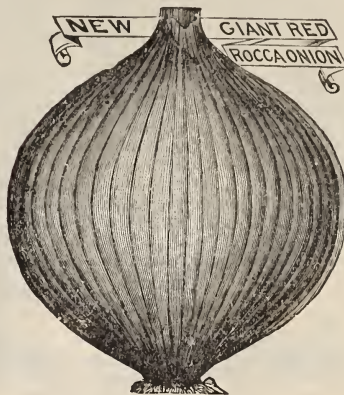


SILVER SKIN.

**Round Yellow Danvers**—Many growers prefer this variety to the Globe Danvers. Our seed is unsurpassed, fresh and sure to grow, crop of 1890. Per lb. \$1.95, ¼ lb. 55c., oz. 18c., pkt. 5c.

**HARRIS' RED GLOBE**—We have been growing this splendid variety for some years. It requires rich land and early sowing. It is a large, deep red, handsome Onion. Very productive, but later than our Early Red. Choice seed, crop of 1890. Per lb. \$3.00, ¼ lb. 85c., oz. 30c., pkt. 10c.

### Italian Varieties of Onions.



**New Giant Rocca**—One of the very best of the Italian varieties, of immense size, productive and of very mild flavor. Globular in shape, color light brown. Especially adapted for southern latitudes. At the north it needs rich land and very early sowing. New choice seed. Per lb. \$2.00, ¼ lb. 60c., oz. 20c., pkt. 5c.

**New Early Barletta**—This new variety is the earliest Onion in cultivation. It is much earlier than the White Queen, which has hitherto been the earliest variety. The tops die down close to the bulb when ripe, thus making a very handsome little onion for pickling. The Onions are small, pure white and of a mild, pleasant flavor. Per lb. \$2.75, ¼ lb. 80c., oz. 25c. pkt. 5c.

**White Queen**—A white flat onion, small, and very early; very fine for pickling. Per lb. \$2.75, ¼ lb. 80c., oz. 25c., pkt. 5c.

## Onion Sets.

We have the finest lot of Onion sets, yellow, red and white, that we ever saw, and of our own growth from the best of seed, and shall have great pleasure in filling orders for them.

Onion sets are used for growing green Onions for bunching in the spring. The are also used for growing large, ripe Onions that are ready for market five or six weeks earlier than those grown from seed.

The method of planting is the same in both cases. Mark out rows 15 inches apart and press the Onion sets into the loose soil in the rows about one inch apart, for bunch Onions, and two inches apart for large ripe Onions. Set out in the spring as early as the land can be got into good condition, though we have had a good crop of large ripe Onions from planting as late as the first of June. The land should be rich and kept scrupulously clean.

**Red or Yellow**—Prepaid by mail.—Two qts. 65c., qt. 35c., pt. 20c. A pint contains about 150 sets. By express, not prepaid, per bu. \$4.00, pk. \$1.25, ½ pk. 65c., qt. 22c. No charge for bags or boxes.

**White Onion Sets**—Prepaid by mail—Two qts. 75c., qt. 40c., pt. 25c. By express, not prepaid, per bu. \$5.00, pk. \$1.50, ½ pk. 80c., qt. 30c.

**CROWING ONION SETS.**—A good plan for anyone wishing to grow a few Onion Sets for his own use is, when he is sowing the seed for a crop of large Onions, to



sow one row for sets. If his Onion bed is clean and rich and in condition to grow a good crop of Onions, all he has to do to raise a row of sets is simply to sow about *twenty times as much seed* in the row as for the ordinary crop. It is almost impossible to get the Onions too thick. You want from 20 to 30 seeds in each inch of row. You want the "best bred" seed you can get. It is a great mistake to sow poor, cheap seed for sets. Sow as soon as the frost is out of the surface soil. If it is light, sandy soil that will not bake, the seed can be sown in the mud and do all the better for it.

If the soil is dry, much of this thickly sown seed will fail to germinate for want of moisture. Treading down the soil on top of the rows will help, but in our experience a still better plan is to soak the seed for two or three days, changing the water every 24 hours. We have kept this soaked seed in a moist condition till it was all sprouted, and then sown it by hand in the rows, and had a fine crop of sets. It is a common mistake to suppose that onion sets need poor land. On the contrary, they require very rich land or a liberal dressing of, say 4 lbs. each of superphosphate and nitrate of soda to the square rod. Superphosphate favors early maturity.

## Leek.

Fr., *Poireau*.—Ger., *Lauch*.

The Leek belongs to the Onion family. It is extremely hardy, but should have the best and richest of land—a light, alluvial soil being the best. Sow as early as possible in the spring in rows fifteen inches apart, dropping two or three seeds to each inch of row.

For late Autumn or Winter use, transplant in July, in rows fifteen to twenty inches apart, and six to eight inches apart in the row.



LARGE AMERICAN FLAG LEEK.

**LARGE AMERICAN FLAG**—The best variety and the best of seed. Per lb. \$1.75,  $\frac{1}{4}$  lb. 50c., oz. 20c., pkt. 5c.

**Musselburgh**—The largest of all varieties. Per lb. \$2.00,  $\frac{1}{4}$  lb. 60c., oz. 20c., pkt. 5c.

**London Flag**—An old favorite. New, fresh seed. Per lb. \$1.00,  $\frac{1}{4}$  lb. 30c., oz. 10c., pkt. 5c.

## Parsley.

Fr., *Persil*—Ger., *Petersilie*.

Sow early in the Spring in rows fifteen inches apart. Drop five or six seeds to an inch of row and thin the plants out to six inches apart. The seed germinates slowly, and care must be taken that the weeds do not smother the young plants. This thick seeding will insure a crop.

**Champion Moss Curled**—A beautiful variety for garnishing; handsomely curled and crimped. Fresh seed. Per lb. 75c.,  $\frac{1}{4}$  lb. 20c., oz. 8c., pkt. 5c.

**Extra Double Curled**—One of the best varieties; handsome and productive and of superior quality. Per lb. 75c.,  $\frac{1}{4}$  lb. 20c., oz. 8c., pkt. 5c.



PARSLEY—EXTRA DOUBLE CURLED.

## Parsnips.

Fr., *Panais*.—Ger., *Pastinake*.


As a field crop sow Parsnips in rows twenty-one to twenty-four inches apart, or wide enough apart to admit the use of a horse-hoe.

In the garden it is usual to sow Parsnips in rows fifteen inches apart and thin the plants to four or five inches in the rows. Sow at any time from early Spring to the middle of June. A mixture of equal parts of nitrate of soda and superphosphate, sown at the rate of three pounds to the square rod or 500 pounds per acre, will be found an excellent fertilizer for parsnips. We have grown magnificent crops with this fertilizer alone.

**Long Hollow Crown**—The standard variety; of good shape, handsome, very productive, and of excellent quality. Per lb. 60c.,  $\frac{1}{4}$  lb. 20c., oz. 8c., pkt. 5c.

**CUERNSEY HALF LONG**

—An improved variety. See page 10. Per lb. 65c.,  $\frac{1}{4}$  lb. 20c., oz. 10c., pkt. 5c.



## Peppers.

Fr., *Piment*—Ger., *Pfeffer*.

Sow the seed in a box in the house about the middle of March. Before the plants begin to crowd prick them out into a larger box and give more room. If necessary to keep them back before the ground is ready outside, transplant again. About the first of June, set them out in rows two and a half feet apart and eighteen inches apart in the rows.

The Bell or Bull Nose is one of the largest and best varieties.

The Cayenne or long-podded Pepper is early and immensely productive.

**CAYENNE**—Best for seasoning pickles. *Enormously productive*. Per lb. \$3.00,  $\frac{1}{4}$  lb. 90c., oz. 30c., pkt. 5c.



GOLDEN DAWN PEPPER.

**Golden Dawn**—The best and largest yellow variety. The peppers when ripe are of a beautiful golden yellow, of fine shape and of a sweet, pleasant flavor. Early and productive. Per lb. \$3.00,  $\frac{1}{4}$  lb. 90c., oz. 30c., pkt. 5c.

**NEW CELESTIAL**—A very ornamental Pepper from China. The peppers, before they are ripe, are creamy white and change when ripe to a bright scarlet, so that there are both red and white peppers on the plant at the same time, presenting an odd and beautiful appearance. Per oz. 50c., pkt. 10c.

**Ruby King**—This is probably the largest of all peppers. The vines are vigorous and very productive; the fruit sweet and of excellent quality.  $\frac{1}{4}$  lb. \$1.10, oz. 35c., pkt. 10c.

**LARGE BELL, OR BULL NOSE**—One of the hardiest, earliest, largest and best varieties. Bright red, thick flesh and very mild. Per lb. \$2.50,  $\frac{1}{4}$  lb. 75c., oz. 25c., pkt. 5c.

## Peas.

Fr., *Pois.*—Ger., *Erbse.*

Everybody likes Green Peas, but comparatively few farmers have them in abundance, and yet they have plenty of land and the Peas are easily grown. This is mainly because they do not sow them in sufficient quantity.

For a family of half a dozen, sow *not less* than two quarts of First and Best, two quarts of American Wonder, two quarts of Yorkshire Hero, two quarts of Telephone, Stratagem and Champion of England.

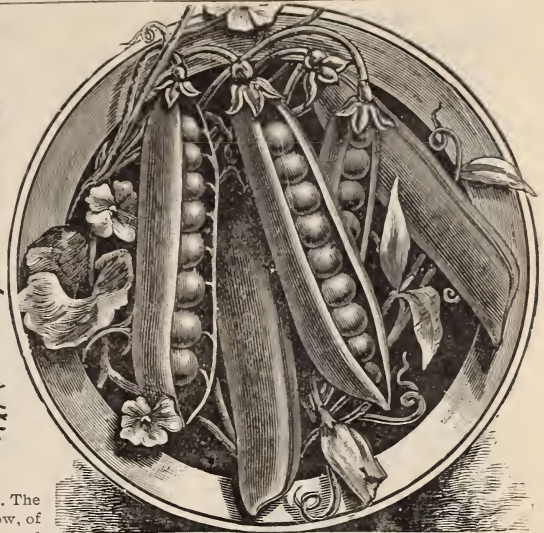
The First and Best can be sown the moment the frost is out of the ground. But the wrinkled varieties are not so hardy, and it is desirable to wait until the soil is dry and warm, or many of them may rot. But do not delay too long. Peas need to be sown early.

### EARLY VARIETIES.

**CLEVELAND'S ALASKA**—This is one of the earliest and best Peas; probably the very earliest. It is also very productive. Per qt. 50c., pt. 28c.,  $\frac{1}{2}$  pt. 15c., pkt. 5c.

**First and Best, or Earliest of all**—This is the standard early Pea. The pods are well filled and mature so evenly that the entire crop may be gathered at two or three pickings. Grows about two feet high. Per qt. 40c., pt. 25c.,  $\frac{1}{2}$  pt. 15c., pkt. 5c.

**Extra Early Kent**—You may call this Daniel O'Rourke, Extra Early Philadelphia, Carter's First Crop, or any name you fancy. Grows about two feet high. Per qt. 30c., pt. 16c.,  $\frac{1}{2}$  pt. 10c., pkt. 5c.



CLEVELAND'S ALASKA.

**AMERICAN WONDER**—Very dwarf, growing less than a foot high; immensely productive; sweet, wrinkled and the earliest of all the dwarf varieties. Per qt. 55c., pt. 30c.,  $\frac{1}{2}$  pt. 18c., pkt. 5c.

**McLean's Little Gem**—One of the best of all the dwarf varieties; about a week later than First and Best; grows about a foot high. Peas large, wrinkled and very sweet, tender and of excellent flavor. Sow early on very rich land and keep well hoed and free from weeds. Per qt. 40c., pt. 25c.,  $\frac{1}{2}$  pt. 15c., pkt. 5c.

**Laxton's Alpha**—One of the earliest wrinkled Peas. The best of seed. Per qt. 45c., pt. 25c.,  $\frac{1}{2}$  pt. 15c., pkt. 5c.

**Blue Peter**—An early, dwarf pea, growing only about a foot high, but a strong, vigorous grower, and wonderfully productive. Per qt. 40c., pt. 22c.,  $\frac{1}{2}$  pt. 12c., pkt. 5c.

**Kentish Invicta**—One of the best and earliest peas. Grows about two feet high and does not need brushing. Very productive and of excellent quality. Per qt. 45c., pt. 25c.,  $\frac{1}{2}$  pt. 15c., pkt. 5c.

**Extra Early Premium Gem**—A dwarf wrinkled variety, very similar to McLean's Little Gem, but larger and more productive. Per qt. 45c., pt. 25c.,  $\frac{1}{2}$  pt. 15c., pkt., 5c.



EXTRA EARLY PREMIUM GEM.



## SECOND EARLY VARIETIES.

**HORSFORD'S MARKET GARDEN**—*Enormously productive.* Vines grow about 2 feet high and are covered with large well-filled pods. The peas mature very evenly so that the entire crop may be gathered at one or two pickings. It is a wrinkled pea of fine quality. Per qt. 45c., pt. 25c.,  $\frac{1}{2}$  pt. 15c., pkt. 5c.

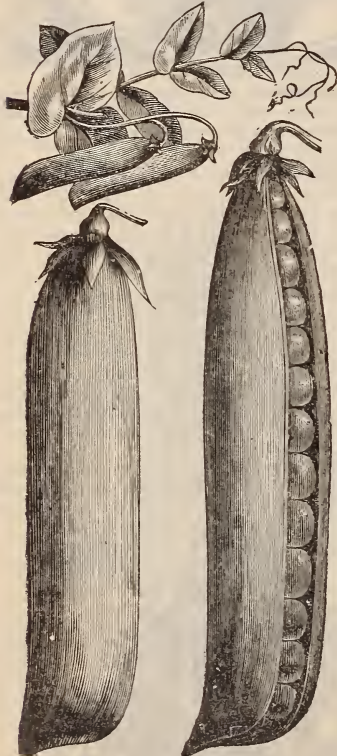
**Eugenie**—A fine second early, wrinkled white pea. Per qt. 45c., pt. 25c.,  $\frac{1}{2}$  pt. 15c., pkt. 5c.

**Bliss's Abundance**—Grows about 18 inches high, branching from the roots, so that it need not be sown as thick as many others. Pods large and well filled. Per qt. 45c., pt. 25c.,  $\frac{1}{2}$  pt. 15c., pkt. 5c.

**Yorkshire Hero**—A green, wrinkled pea, admirably adapted for main crop. Grows about two and a half feet high; remarkably productive and of good quality. Per qt. 45c., pt. 25c.,  $\frac{1}{2}$  pt. 15c., pkt. 5c.

## FOR GENERAL CROP.

**STRATACEM**.—A large, late, wrinkled pea, grows about two feet high; vines vigorous and branching; pods remarkably large and well filled with large peas of the highest quality. A very productive and valuable variety. Per qt. 55c., pt. 30c.,  $\frac{1}{2}$  pt. 18c., pkt. 5c.



CHAMPION OF ENGLAND.

**Black Eyed Marrowfat**.—This is one of the most productive of all varieties of peas and the most profitable for main crop for market. It grows from four to five feet high. Healthy and luxuriant foliage, free from mildew. Pods are long and well filled with large peas of fair quality. Per qt. 30c., pt. 18c.,  $\frac{1}{2}$  pt. 10c., pkt. 5c.

**LARGE WHITE MARROWFAT**.—Some gardeners prefer this to the Black Eyed Marrowfat. It is largely grown for the canning establishments. Per qt. 30c., pt. 18c.,  $\frac{1}{2}$  pt. 10c., pkt. 5c.

**Telephone.**

A tall growing variety; the pods are of the largest size and well filled. The peas are remarkably sweet and fine flavored. Per qt. 55c., pt. 30c.,  $\frac{1}{2}$  pt. 18c., pkt. 5c.

**CHAMPION OF ENGLAND.**

A large wrinkled pea, of excellent quality; vines grow from 4 to 5 feet high. Our seed is the best that can be obtained, and every pea is sure to grow; but do not sow too thin. Thin sowing is a very common mistake. Per qt. 35c., pt. 20c.,  $\frac{1}{2}$  pt. 12c., pkt. 5c.

**Dwarf White Marrowfat**.—Similar to the White or Black Eyed Marrowfat, except that the vines keep in bearing longer and do not grow so high. Per qt. 35c., pt. 20c.,  $\frac{1}{2}$  pt. 12c., pkt. 5c.

**Tall Sugar, Edible Pods**.—Medium to late. Grows about five feet high. This variety is grown solely for its pods, which, when young, are very sweet and tender. Per qt. 55c., pt. 30c.,  $\frac{1}{2}$  pt. 18c., pkt. 5c.

**Pumpkins.**


Fr., *Courge*.—Ger., *Kurbis*.

For planting among corn the Connecticut Field Pumpkin is the best variety.

Such varieties as Possum Nose and Large Cheese should not be planted among Corn, and in fact the Connecticut Field will pay well when planted alone.

Use hellebore the moment the plants are out of the ground, to keep off the striped bug, and when the plants get stronger sprinkle them with water containing a teaspoonful of Paris Green to two gallons of water, and repeat the dose in a week or ten days.

**Connecticut Field**—The best variety to be grown among corn. Hardy, vigorous, productive; large handsome fruit of excellent quality. Splendid seed. Per lb. 30c.,  $\frac{1}{4}$  lb. 12c., oz. 6c., pkt. 4c.



LARGE CHEESE PUMPKIN.

**Large Cheese**—Flesh thick, sweet and good flavor. Seed small; fruit large. Per lb. 50c.,  $\frac{1}{4}$  lb. 18c., oz. 8c., pkt. 5c.


**POSSUM NOSE**—A valuable kind of good quality. We got it from the Hon. Horace Ankeny of Ohio. It is immensely productive, and of the best quality, and will keep the year round. Per lb. \$1.25,  $\frac{1}{4}$  lb. 35c., oz. 12c., pkt. 5c.

**MAMMOTH POTIRON**—(Also called *King of the Mammoths and Jumbo Pumpkin*)—Many people take great pride in growing large pumpkins, and for this purpose the Mammoth Potiron is the best. It attains an enormous size, sometimes weighing 200 pounds or more. One of our customers in New York writes us that he raised, the past season, many specimens of this variety that weighed 200 lbs. and better, one seed producing 535 POUNDS OF FRUIT. The pumpkins are salmon-colored, flesh yellow and of good quality. Per lb. \$2.75,  $\frac{1}{4}$  lb. 75c., oz. 25c., pkt. 10c.

**Radish.**

Fr., *Radis*—Ger.,  *Rettig*.

Those who have difficulty in raising good radishes should try a dressing of superphosphate, sown broadcast at the rate of three or four pounds to the square rod. A warm, sandy soil that has been well manured for previous crops, or has been in sod is best. Sow in rows 12 inches apart, dropping a seed to each



SCARLET TURNIP, WHITE TOP.

inch of row, and cover not more than half an inch deep. Hoe frequently between the rows and thin out the plants as soon as large enough to eat.

Gardeners who have abundance of water that they can apply with a hose, or by irrigation, can easily raise a fine crop of radishes in the spring and all through the summer months.

It ought to be more generally known that by sowing the seed in July, August and September a fine crop of radishes of the highest quality can be grown in the fall, and often prove highly profitable for market. We do not refer to winter varieties, but to the Long Scarlet Short-Top and other summer sorts. The earlier varieties can be sown later in the summer or fall than the later kinds.

All our radish seed is grown from selected and transplanted roots, and is of the very best quality.

Radishes grown in hot-beds, started in February or March are a profitable crop. A moderate heat only is needed, and free ventilation is necessary to keep the plants from running too much to leaf. For this purpose the Earliest Scarlet White-tipped Forcing, the Earliest Scarlet Forcing and the Early Scarlet Globe Short-Top are the best red varieties, while Felton's Improved White Box is large and attractive and probably the best *white* variety, though not as early as the red sorts.

**Earliest Scarlet White-Tipped Forcing**—See Novelties, page 9. Per lb. \$1.35,  $\frac{1}{4}$  lb. 40c., oz. 15c., pkt. 10c.

**Earliest Scarlet Forcing**—See Novelties, page 10. Per lb. \$1.35,  $\frac{1}{4}$  lb. 40c., oz. 15c., pkt. 10c.



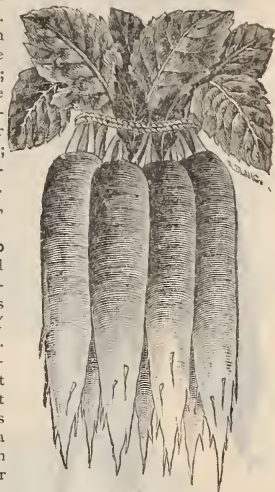
EARLY SCARLET GLOBE SHORT-TOP RADISH.

**EARLY SCARLET GLOBE SHORT-TOP**—One of the best varieties for forcing, being very early, with short leaves and of a bright red color. The flesh is white, crisp and of the finest flavor. *It is unsurpassed in quality.* Per lb. \$1.30,  $\frac{1}{4}$  lb. 35c., oz. 10c., pkt. 5c.

**LONG SCARLET SHORT-TOP**—This is the most popular market radish. It is early, a rapid grower, good shape, about six inches long, bright scarlet color; flesh crisp, tender and of good flavor. For late fall use, sow in August. Per lb. 60c.,  $\frac{1}{4}$  lb. 18c., oz. 8c., pkt. 5c.

**Scarlet Turnip, White Tip**—An early variety, good size, crisp and handsome. Per lb. 70c.,  $\frac{1}{4}$  lb. 20c., oz. 8c., pkt. 5c.  
**FELTON'S IMPROVED WHITE BOX**—See Novelties, page 10. Per lb. \$1.50,  $\frac{1}{4}$  lb. 45c., oz. 15c., pkt. 10c.

**CHARTIER**—A superior new radish. Root bright red on top, shading to pure white at the end; early, of large size and remaining in edible condition longer than any other radish; a very popular market variety. Per lb. 75c.,  $\frac{1}{4}$  lb. 25c., oz. 10c., pkt. 5c.




CHARTIER RADISH.

**Round White Turnip**—Similar to the Red Turnip, except in color. It is a delicious radish. Per lb. 60c.,  $\frac{1}{4}$  lb. 18c., oz. 8c., pkt. 5c.

**Rose, Olive-Shaped**—Early, of excellent quality; grows about one and a half inches long and one and a half to two inches in circumference. Per lb. 60c.,  $\frac{1}{4}$  lb. 18c., oz. 8c., pkt. 5c.

**French Breakfast**—A beautiful olive-shaped radish; bright scarlet with white tip; early, medium size, crisp, tender, and of unsurpassed flavor. Per lb. 65c.,  $\frac{1}{4}$  lb. 18c., oz. 8c., pkt. 5c.



NEW FRENCH BREAKFAST.

**Long White Naples**—An excellent late variety. Per lb. 70c.,  $\frac{1}{4}$  lb. 20c., oz. 8c., pkt. 5c.

**Round Red, or Scarlet Turnip**—One of the earliest and best radishes. Excellent for forcing as well as for out-door crop. Good size, red skin, white flesh, crisp, juicy and good flavored. Per lb. 60c.,  $\frac{1}{4}$  lb. 18c., oz. 8c., pkt. 5c.

**WHITE STRASBURG**—An excellent variety either for market or home use. A quick grower and tapering as shown in the engraving, with white, crisp, tender, succulent flesh; one of the best varieties for summer use. Per lb. 65c.,  $\frac{1}{4}$  lb. 18c., oz. 8c., pkt. 5c.

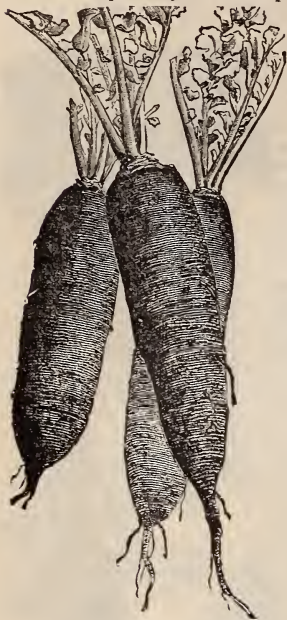


WHITE STRASBURG RADISH.



## Winter Radishes.

Cultivation precisely like Turnips. Sow in July and August in rows fifteen inches apart.



LONG BLACK SPANISH RADISH.

Hoe frequently between the rows and keep down the weeds. Thin the Radishes to two or three inches apart.

During autumn pull them as wanted to eat.

For winter use, gather them before severe frost, and keep them in pits or mix with soil in the cellar.

### CHINESE ROSE—

A superior variety; good size, averaging five inches in length and two inches in diameter; skin a bright rose color; flesh crisp, tender and good flavored. One of the very best winter Radishes. Per lb. 80c.,  $\frac{1}{4}$  lb. 25c., oz. 10c., pkt. 5c.

### California Mammoth

**White**—A very large winter variety, grown extensively among the Chinese in California. This is the largest of all Radishes. Per lb. \$1.00,  $\frac{1}{4}$  lb. 30c., oz. 10c., pkt. 5c.

### Black Spanish Turnip

—A very large, hardy, long-keeping Radish. Sow in July. Per lb. 55c.,  $\frac{1}{4}$  lb. 18c., oz. 8c., pkt. 5c.

### Long Black Spanish—

By many, this long variety is preferred to the Black Spanish Turnip Radish. Per lb. 60c.,  $\frac{1}{4}$  lb. 18c., oz. 8c., pkt. 5c.



BLACK SPANISH TURNIP RADISH.

## Rhubarb, or Pie Plant.

Fr., *Rhubarbe*—Ger., *Rhabarber*.

In growing Rhubarb from seed, the land must be made very rich. Sow early in the spring in rows fifteen inches apart, and keep down the weeds by the frequent use of the hoe. Set out the roots in the fall or following spring in rows four feet apart and two feet in the row.

**Rhubarb**—Very choice, fresh imported seed. Per lb. \$1.60,  $\frac{1}{4}$  lb. 50c., oz. 15c., pkt. 5c.

**Rhubarb Roots**—By mail, prepaid, 20c. each,  $\frac{1}{2}$  doz. \$1.00, doz. \$1.85. By express, not prepaid, 15c. each, doz. \$1.25. Order early. Roots sent as soon as the weather is suitable for planting.



RHUBARB, OR PIE PLANT.

## Salsify or Vegetable Oyster.

Fr., *Salsifis*—Ger., *Hafer Wurzel*.

Salsify is seldom grown to perfection. It should have rich land and thorough and frequent hoeing between the rows. The rows should be not less than fifteen inches apart, and the plants singled out to three or four inches apart in the rows. Sow as soon as the land is in good condition in the spring.

**Long White**—Per lb. \$1.25,

$\frac{1}{4}$  lb. 40c., oz. 15c., pkt. 5c.

### NEW MAMMOTH SAND-

**WICH ISLAND**—See Novelties, page 10. A new variety of great size and good quality. Per lb. \$2.00,  $\frac{1}{4}$  lb. 60c., oz. 20c., pkt. 5c.



SALSIFY.

## Spinach.

Fr., *Epinard*—Ger., *Spinat*.

For summer use, sow in rows fifteen inches apart, as early in the spring as the ground is in good condition, and every two weeks afterwards for succession.

For early spring use, sow from the middle to the latter part of September, and in exposed situations cover the plants with a light covering of straw or horse manure or salt-hay to protect them during winter.

**Norfolk Savoy Leaved**—(Also called Bloomsdale)—The hardiest and most productive variety. It is especially valuable for sowing in autumn for spring use. The leaves are somewhat wrinkled like a Savoy Cabbage. Per lb. 35c.,  $\frac{1}{4}$  lb. 15c., oz. 8c., pkt. 5c.

**ROUND, or SUMMER**—A thick-leaved, large and excellent variety. Quite as hardy as the Prickly or Winter. Popular in market. Per lb. 35c.,  $\frac{1}{4}$  lb. 15c., oz. 8c., pkt. 5c.



VIROFLAY SPINACH.



**LARGE THICK-LEAF VIROFLAY**—A new and valuable variety. The European seedsmen call it "Monstrous" Viroflay Spinach. It remains longer without going to seed than any other sort. It has very large thick leaves. Per lb. 35c.,  $\frac{1}{4}$  lb. 15c., oz. 8c., pkt. 5c.


**Prickly or Winter**—Productive and of excellent quality. Per lb. 35c.,  $\frac{1}{4}$  lb. 15c., oz. 8c., pkt. 5c.

## Squash.

Fr. *Courge*.—Ger. *Kurbiss*.

### SUMMER VARIETIES.

Summer Squash can be sown about the first of June in rows four or five feet apart, and the plants gradually thinned out, after they have got fairly growing and out of the way of the bugs, to eighteen inches apart. Or plant in hills three feet apart each way, sowing a dozen seeds in each hill, but ultimately leaving only four of the strongest plants in a hill.



EARLY CROOKNECK SQUASH.

**Early Bush Scallop**—White. Per lb. 80c.,  $\frac{1}{4}$  lb. 25c., oz. 8c., pkt. 5c.



EARLY BUSH SCALLOP SQUASH.  $\frac{1}{4}$  lb. 25c., oz. 8c., pkt. 5c.

**EARLY CROOKNECK**—With us a far superior variety to the Bush Scallop. It is the earliest and best Summer Squash; very productive, and of excellent quality. Per lb. 80c.

### WINTER VARIETIES.

Winter Squash is usually planted in hills eight feet apart. Drop not less than a dozen seeds to each hill, and cover from one to two inches deep. Dust the young plants with white hellebore. Hoe frequently and pull a little soil towards the hill and among the plants. The bugs do not like to be meddled with. The hoeing of fresh soil and the hellebore both help to scare them off. Gradually thin out the poor leaf-riddled plants till you have three or four good, strong, plants in a hill.



AMERICAN TURBAN SQUASH.

**SIBLEY OR PIKE'S PEAK**.—We are loath to admit that there is any better winter squash than the Hubbard, but we are not sure that the Sibley must not be placed at the head. It is certainly a splendid winter squash, a vigorous grower, and very productive; fruit large and uniform, a good keeper, dry, and of the highest flavor. Per lb. \$1.25,  $\frac{1}{4}$  lb. 40c., oz. 15c., pkt. 5c.

**Marblehead**—A good keeper, productive and of excellent quality. Very dry, sweet and good flavor. Per lb. 80c.,  $\frac{1}{4}$  lb. 25c., oz. 8c., pkt. 5c.

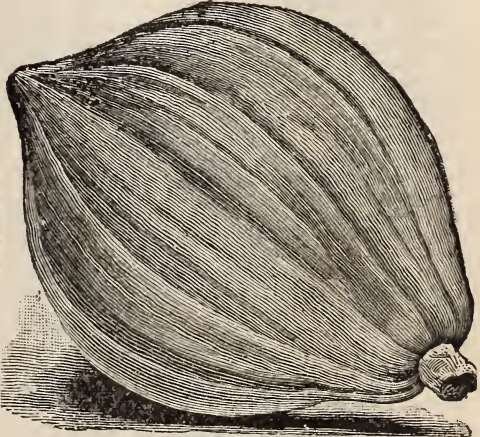
**HUBBARD**—Very productive and a good keeper. Flesh fine, rich, dry, sweet, and of unsurpassed flavor. The best of seed. Per lb. 80c.,  $\frac{1}{4}$  lb. 25c., oz. 8c., pkt. 5c.

**Perfect Gem**—A most delicious squash. Grown either for summer or autumn and winter use. Per lb. 80c.,  $\frac{1}{4}$  lb. 25c., oz. 8c., pkt. 5c.



PERFECT GEM SQUASH.

**PROLIFIC MARROW, or Early Orange Marrow**—An improvement on the Boston Marrow. It is earlier than that variety and more productive. It is of a deep orange color, thick flesh and of fine quality. We consider this the best Fall Squash either for home use or for market. Per lb. 90c.,  $\frac{1}{4}$  lb. 30c., oz. 10c., pkt. 5c.



EARLY PROLIFIC MARROW SQUASH.

**Essex Hybrid**—A remarkably fine grained and high flavored squash. A good keeper; flesh thick and solid. Per lb. 80c.,  $\frac{1}{4}$  lb. 25c., oz. 8c., pkt. 5c.



ESSEX HYBRID SQUASH.



**BOSTON MAR-**

**ROW**—A well-known and highly prized variety. Like the Perfect Gem it is an intermediate variety, beginning to ripen about two weeks later than the summer or bush kinds. It is of the best quality and a good keeper. Per lb. 80c.,  $\frac{1}{4}$  lb. 25c. oz., 8c. pkt. 5c.

**BOSTON MARROW SQUASH.**

**American Turban, or Turks Cap**—An excellent variety of unsurpassed quality for use in the autumn and early winter. Per lb. 80c.,  $\frac{1}{4}$  lb. 25c., oz. 8c., pkt. 5c.

**Tomatoes.****ONE OF OUR LEADING SPECIALTIES.**Fr., *Tomate*—Ger., *Liebesapfel*.

Sow the seed in a box in the house, or in a hot-bed, about the first of March, and when the plants begin to crowd transplant into larger boxes or into a cold frame. Better still, transplant into three-inch pots.

It was formerly thought that Tomatoes did best on rather poor soil. Whatever truth there may have been in this idea with the old varieties, we are very confident that the new and improved varieties need a full supply of appropriate plant food, especially phosphates and nitrates. The land must be in good condition and kept scrupulously free from weeds.

Set out the plants as soon as the soil is warm and there is no danger of frost. A light sandy loam is usually best, though we sometimes get our largest crop on stronger or heavier land. Set plants in rows four feet apart and three feet apart in the rows. Keep the land well cultivated and hoed.

It is very important to get well-bred tomato seed. Much of the seed that is sold is from the small, inferior tomatoes which are not good enough to sell. You cannot expect to get large, smooth, handsome fruit from such seed.

We take great pains to save our seed only from the best specimens, throwing out all the poor, irregular ones. The cost of tomato seed is very small, compared with the value of the crop, and a grower can better afford to pay \$10 a pound for such seed than take the other as a gift.

We test all the new varieties as they come out, but only offer to our customers the varieties which are found to be better than those we already have.

**POTOMAC**—See Novelties, page 8. Per oz. \$1.40,  $\frac{1}{2}$  oz. 75c., three pkts. 40c., pkt. 15c.


**EARLY RUBY**—See Novelties, page 9. Per pkt. 15c.

**DWARF CHAMPION**—See Novelties page 9. Seed of our own growth, from selected early fruit, warranted genuine. Per lb. \$4.00,  $\frac{1}{4}$  lb. \$1.25, oz. 40c., 3 pkts. 25c., pkt. 10c.

**IGNOTUM**—*The largest and best tomato.* See Novelties, page 9. Per  $\frac{1}{4}$  lb. \$2.00, oz. 60c., 3 pkts. 25c., pkt. 10c.

**MIKADO, or TURNER'S HYBRID**—Early and of the largest size. Very productive, but the fruit is somewhat irregular in shape. Requires rich land, plenty of room and good cultivation. The fruit is so large and showy that, when smooth, it commands the highest price in market. Per lb. \$2.75,  $\frac{1}{4}$  lb. 80c., oz. 28c., pkt. 5c.

**LIVINGSTON'S BEAUTY**—One of the best varieties. The fruit is perfectly smooth and remarkably even in size and shape. We have seen plants full of tomatoes that hardly varied an ounce in weight. It is a heavy cropper, but not very early. We have some remarkably choice seed. Per lb. \$3.25,  $\frac{1}{4}$  lb. 90c., oz. 30c., pkt. 5c.



**LIVINGSTON'S FAVORITE**—One of the largest and best varieties; vines healthy and very productive; used very largely by the canners. Per lb. \$2.40,  $\frac{1}{4}$  lb. 70c., oz. 25c., pkt. 5c.

**PARAGON TOMATO.**

**PARAGON**—Vines vigorous and productive. Fruit good size, and of a bright, glossy, crimson color; firm, thick flesh and of the highest quality. One of the best varieties. Per lb. \$2.40,  $\frac{1}{4}$  lb. 70c., oz. 25c., pkt. 5c.

**OPTIMUS TOMATO.**

**Optimus**—Very early, very smooth and uniform in size and shape. A bright red color; flesh light crimson, good flavor and solid, being entirely free from core. Per lb. \$2.50,  $\frac{1}{4}$  lb. 75c., oz. 25c., pkt. 5c.

**New Peach Tomato**—The fruit resembles a peach so much in size, shape, and color, that people are often deceived by it. It even has the bloom or fuzz of the peach, which is found on no other tomato. The fruit has a sweet, pleasant flavor, and is good eaten out of the hand like a peach. The fruit is not large or solid enough to make it a good variety for market or canning. Per oz. 50c., 3 pkts. 25c., pkt. 10c.

**PERFECTION**—Fruit deep red, good size, almost round and very smooth, solid and of very fine quality; early and very productive. Per lb. \$2.40, ¼ lb. 70c., oz. 25c., pkt. 5c.

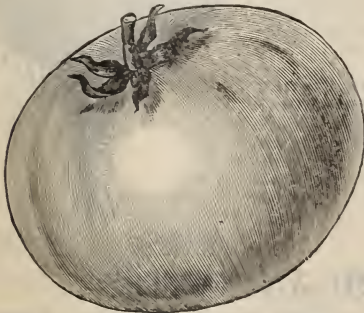
**IMPROVED TROPHY**—A well-known and valuable variety. Large, smooth, solid fruit of the highest quality. Per lb. \$2.40, ¼ lb. 70c., oz. 25c., pkt. 5c.

**Acme**—Very early and very good. Fruit large, smooth and handsome. Very productive. Per lb. \$2.40, ¼ lb. 70c., oz. 25c., pkt. 5c.

**General Grant**—A favorite and well-known variety. Good size and very productive. Per lb. \$2.40, ¼ lb. 70c., oz. 25c., pkt. 5c.



NEW PEACH TOMATO.



GOLDEN QUEEN TOMATO.

**Golden Queen Tomato**—Fruit large, remarkably smooth, solid, and of a beautiful yellow color and of fine flavor. It is infinitely superior to the Shah or any other yellow tomato we have ever tried. Per oz. 40c., ½ oz. 25c., pkt. 5c.

**Red Cherry**—For pickling and preserves. Per lb. \$3.30, ¼ lb. \$1.00, oz. 30c., pkt. 5c.

**Hathaway's Excelsior**—Early, productive, and of the highest quality. Fruit not as smooth as some of the newer varieties. Per lb. \$2.65; ¼ lb. 75c., oz. 25c., pkt. 5c.

**Yellow Plum**—Fruit plum-shaped; bright yellow in color and of fine flavor; much esteemed for preserves or for stewing, when it much resembles a pear in flavor. Per pkt. 5c.

**Ground Cherry or Husk Tomato**—(Also called *Strawberry* or *Winter Cherry*.)—A curious little fruit that grows in a husk. The fruit is small, yellow, and of a sweet, peculiar flavor; used principally for preserves. Will keep in the husks a long time. It is early and immensely productive. The seed we offer is of the true yellow variety and of our own growth, crop of 1890. Per oz. 30c., pkt. 5c.


## Turnips.

Fr., *Navet*—Ger., *Steckrube*.

For summer use sow early in the spring, in rows fifteen inches apart, and thin out the plants six or seven inches apart in the row.

For autumn use, our own practice is to sow in rows 28 inches apart, thin out to seven inches in the row, and keep

clean with a horse cultivator. Sow from the middle of July to the middle of August. Many farmers sow Purple-Top Strap Leaf Turnip, and the White Flat Dutch broadcast, and thin out with a harrow. If not to be harrowed or hoed, half a pound to a pound of seed, if you can distribute it evenly, is sufficient for an acre. In drills sow not less than two pounds per acre. This thick sowing is necessary, or advisable, on account of the black beetle, or "Jumping Jack." As soon as the plants are in the rough



PURPLE-TOP STRAP LEAF TURNIP.

leaf the danger is over, and the plants should be singled out with a hoe to about seven inches apart.

### Purple-Top Strap Leaf—

This is our favorite variety. Good size, handsome, very early, and of excellent quality. Fresh seed that is sure to grow. Per lb. 50c., ¼ lb. 18c., pkt. 5c.




EARLY WHITE FLAT DUTCH.

**Early White Flat Dutch**—Excellent for table use, very early, good size, and of fine quality. Per lb. 50c., ¼ lb. 18c., pkt. 5c.

**Early Yellow Stone**—Early, good size, rapid grower and of fine quality. Per lb. 50c., ¼ lb. 18c., pkt. 5c.

**Yellow Aberdeen**—A great cropper, medium early. Excellent for stock and good for the table. Per lb. 50c., ¼ lb. 18c., pkt. 5c.





GOLDEN BALL OR ORANGE JELLY.

**Golden Ball**—An early, yellow turnip, globe shaped, smooth and handsome. Many market gardeners find this the most profitable turnip they raise. Per lb. 50c.,  $\frac{1}{4}$  lb. 18c., pkt. 5c.

**Jersey Navet**—When well grown, this turnip is one of the very best for table use. White and parsnip shaped, sweet and delicate. Sow at the same time you do Strap-Leaf or White Dutch. Per lb. 65c.,  $\frac{1}{4}$  lb. 20c., pkt. 5c.

## Ruta Baga or Swede Turnip.

Ruta Bagas or Swede Turnips, should be sown earlier than the preceding varieties. Sow from the middle of May to the middle of June, in rows two and a half feet apart. Drill in about two pounds of seed per acre. Single the plants to ten inches apart in the rows. They are a hardy, long-keeping, nutritious turnip, and valuable for the table, for stock and for market. It is surprising that more are not grown. If you want a big crop of Ruta Bagas, prepare the land thoroughly and before sowing the seed put on 400 pounds each of nitrate of soda and superphosphate per acre and harrow or cultivate them in. You will be astonished at the effect. We never think of sowing

Ruta Bagas without superphosphate and nitrate. It is not at all uncommon for these manures to increase the crop 500 bushels per acre.

We try many new varieties, but have found none better than our old favorites, Imperial Purple-top, Skirving's Purple-top, and White Sweet or French. But it is of the greatest importance to get good seed from selected plants. Never buy cheap turnip seed.

**IMPERIAL PURPLE-TOP**—A great cropper. Handsome shape, large size, keeps well. Yellow flesh, and of the best quality either for table or for stock. The best of seed. Per lb. 50c.,  $\frac{1}{4}$  lb. 18c., pkt. 5c.

### King of the Swedes

—A large yellow fleshed turnip. Per lb. 50c.,  $\frac{1}{4}$  lb. 18c., pkt. 5c.

### Skirving's Purple-Top Swede

—One of the very best and most productive varieties. Per lb. 50c.,  $\frac{1}{4}$  lb. 18c., pkt. 5c.

### WHITE SWEET or FRENCH

—A great favorite with many people, who prefer it to the yellow fleshed varieties for the table. Per lb. 50c.,  $\frac{1}{4}$  lb. 18c., pkt. 5c.



IMPERIAL PURPLE-TOP SWEDE.

## IMPROVED AMERICAN OATS.

There has been a variety of oats sent out by the Department of Agriculture called the "Harris Oat." Some of our friends may think it is one we have introduced. Not so; we know nothing of it. The only variety of oats we raise or sell is called the "Improved American." In this neighborhood it is called the "Harris Oat," and is rapidly taking precedence of all other varieties. Taking it all in all, it is the best oat we have ever seen. It is a white oat, stiff straw, ripens early, and will produce MORE and BETTER oats per acre than any variety we have yet grown. We sold 150 bushels of our Improved American Oats to the Department of Agriculture at Washington and it has been extensively distributed, and we believe has given great satisfaction. Several of the Experiment Stations have also tried it and found it excellent. The Ohio Experiment Station tested all the leading varieties of oats on fifty-five different plots of one-tenth of an acre each. The smallest yield was from the White Seizure, 24 bushels per acre and the largest was from the IMPROVED AMERICAN, from seed grown by us and sold to the Department of Agriculture, 86 BUSHELS PER ACRE.

On our own farm we have grown over 100 bushels per acre by weight of this variety, not on small plots but on a whole field.

PRICE, prepaid by mail, three quarts 50c., two quarts, 38c., quart, 20c., pint, 10c., pkt. 5c.

PRICE by FREIGHT OR EXPRESS, peck, 40c.,  $\frac{1}{2}$  bushel, 75c., bushel, \$1.25, 2 $\frac{1}{2}$  bushels, in new bag, \$2.25. No charge for bags. Order early and have the oats go by freight.

## Cabbage, Cauliflower and Celery Plants.

We grow Cabbage, Cauliflower and Celery Plants by the acre, and sell them at the very lowest prices. They are strong, stocky, out-door, not hot-bed plants of the choicest and best varieties.

The Cabbage and Cauliflower plants will be ready to dig about the middle of May, and from that time we aim to have a constant supply till the end of the season.

We box the plants and deliver at the Express Office without extra charge.

**Cabbage Plants**—Embracing some of the best varieties mentioned in this catalogue. Price, by express, not prepaid, 500 plants, \$1.50; 1,000 plants, \$2.50; 3,000 plants, \$6.00; 5,000 plants, \$8.00; 10,000 plants, \$15.00. By mail, prepaid, 50 plants, 25c.; 100 plants, 40c.; 200 plants, 75c.

**Cauliflower Plants**—The best varieties. Price by express, not prepaid: 500 plants, \$2.00; 1,000 plants, \$3.00; 2,000 plants, \$5.00; 5,000 plants, \$10.00. By mail, prepaid, 50 plants, 30c.; 100 plants, 50c.; 200 plants, 85c.

Genuine Henderson's Snowball Cauliflower, 150 plants, \$1.00; 500 plants, \$2.50; 1,000 plants, \$4.50. By mail, prepaid, 50 plants, 50c.; 100 plants, 80c.; 200 plants, \$1.50.

**Celery Plants**—Ready the last of June and at all times afterwards till the middle of August. Best varieties from seed of our own growing. Price by express, not prepaid: 250 plants, \$1.00; 500 plants, \$1.50; 1,000 plants, \$2.50; 3,000 plants, \$6.00; 10,000 plants, \$15.00.

**Celery Plants by Mail**, prepaid, 100 plants, 50c.; 250 plants, \$1.00; and any greater quantity, 40c. per 100.

**Tomato Plants**—See next page.

## Tomato Plants.

**Tomato Plants by Mail**, prepaid: good, strong, transplanted plants, of any of the following new and superior varieties: Igotum, Dwarf Champion, Potomac, Livingston's Beauty, New Peach and Paragon, doz. 30c., 25, 50c. BY EXPRESS, not prepaid, 50 plants 60c., 100, \$1.00. With our system of packing, the plants can go on any direct route 1,000 or 1,500 miles with perfect safety.

MR. A. H. PELTON, Putnam Co., N. Y., writes: "Your Tomato Plants were the finest I had from three sources."

## AROMATIC OR SWEET HERBS.

A garden is not a garden without a bed of Sweet Herbs. The following kinds are easily grown and are well worthy of cultivation.



BORAGE.

### Borage.

Sow in rows fifteen inches apart, and drop one seed to each inch of row. It is a hardy and easily grown plant and is used only in the green state, and principally for flavoring cooling beverages.

**Borage**—Per lb. \$1.25, ¼ lb. 40c., oz. 20c., pkt. 5c.

### Caraway.

Sow Caraway in the fall or spring in rows 15 to 20 inches apart; thin out to six or eight inches apart in the row. The plants are hardy and easily

grown. Caraway seeds are used for flavoring bread, cake, cookies, etc., and are healthy and agreeable.

**Caraway**—Per lb. 75c., ¼ lb. 25c., oz. 10c., pkt. 5c.

### Sweet Marjoram

Cultivation of Sweet Marjoram is similar to that of Sage and Summer Savory. Sow in rows fifteen to twenty inches apart, dropping four or five seeds to each inch of row. Thin out the young plants for use and leave one plant to grow in a place ten to fifteen inches apart.



SWEET MARJORAM.

**Sweet Marjoram**—Per pound, \$1.75, ¼ lb. 55c., oz. 20c., pkt. 5c.

### Summer Savory.



SUMMER SAVORY.

The cultivation of Summer Savory is similar to that recommended for sage.

**Summer Savory**—Very choice seed. Per lb. \$1.40, ¼ lb. 40c., oz. 20c., pkt. 5c.

### Sage.

Sage is a profitable crop. It is used extensively for flavoring sausages, and for stuffing ducks and geese.

The seed can be sown in a box in the house, as recommended for Thyme, or it may be sown out of doors, early in the spring, in rows fifteen to twenty inches apart and

dropping two or three seeds in each inch of row.

The young plants can be drawn out for use as required, till you have thinned them out to a foot apart in the row. Keep the ground well hoed and nothing more is required.

**Sage**—Per lb. \$1.25, ¼ lb. 40c., oz. 15c., pkt. 5c.

### Thyme.

The seeds of Thyme are remarkably small, and must be sown on the finest and best of



THYME.

land. They may be sown in a box in the house early in the spring and the plants set out in the garden as soon as the weather is suitable. In this case be careful to water the box thoroughly before taking out the plants, and leave as much earth adhering to the roots as possible. Set out the plants 15 or 20 inches apart each way.

**Thyme**—Per lb. \$3.75, ¼ lb. \$1.10, oz. 40c., pkt. 5c.

### Rosemary.

Sow in rows fifteen inches apart, and drop five or six seeds in a place, fifteen inches apart in the row. Cover with not more than a quarter of an inch of fine soil and pat it down firm and smooth with the back of the spade.

**Rosemary**—Per lb. \$2.25, ¼ lb. 70c., oz. 20c., pkt. 5c.



SAGE.

### Coriander.

The young and tender leaves of Coriander are used for flavoring soups and salads. The seed is round and nearly as large as a Sweet Pea. The plants are easily grown in the open ground, in rows fifteen inches apart and two inches apart in the row. Use the plants before they run up to seed. Sow at intervals of two or three weeks for succession.

**Coriander**—Best of seed. Lb. 75c., ¼ lb. 25c., oz. 10c., pkt. 5c.



ROSEMARY.



1891.

## FLOWERS.

1891.

# Novelties and Varieties of Special Merit,

Most of Which we Introduce for the First Time This Year.



COMET ASTER.

## Comet Asters.

These beautiful Asters deserve a place in every garden. There is no flower that gives so much satisfaction with so little labor as the Aster, and we think the COMET will be found especially pleasing. The plant grows about fifteen inches high and is covered with beautiful large flowers three to five inches in diameter. The petals, as shown in the engraving, are long and twisted, much resembling a Japanese Chrysanthemum.

**ROSE AND WHITE**—A beautiful variety; each petal is pink, margined with white, producing a very pleasing effect. Per pkt. 20c., 3 pkts. 50c.

**LIGHT BLUE**—A new and charming Aster of a beautiful shade of color. Per pkt. 25c., 3 pkts. 60c.

## Truffaut's Paeony-Flowered Perfection Asters.

**A**LTHOUGH not new, this class possesses such decided merits that we wish to call particular attention to it. The flowers are very large, and have beautiful, incurved petals, as shown in our engraving of Triumph Aster, which is a dwarf variety of this class. We have some very choice seed, including a mixture of the most beautiful colors, and are sure it will please all who try it. Per pkt. 10c., 3 pkts. 25c.

## Triumph Aster.

Plants grow only about eight inches high and are *literally one mass of bloom*. The flowers are of the Paeony-flowered class and are perfectly double. Color brilliant scarlet. We have counted 47 large double flowers on one small plant. Per pkt. 20c., 3 pkts. 50c.

## Washington Aster.

*The largest of all Asters*—The flowers are perfectly double, of fine form, and sometimes measure five inches in diameter. Plant grows about eighteen inches high and bears an abundance of flowers. Per pkt. 15c.



TRIUMPH ASTER.

## NEW DWARF FRENCH CANNAS.

(See cut on back of cover.)

The new French Cannas are perhaps the most valuable floral novelties of recent introduction. They can be grown from seed and come into flower the first season. The plants are dwarf in habit, growing from 3 to 4 feet high, and are remarkable for the size and brilliancy of their flowers and the beauty of their foliage. The flowers are produced on long spikes, and rival the *Gladiolus* in size and beauty. It is best to start the seeds in pots in the house or hot-bed in March or April, and set out the plants as soon as the ground is warm, being careful not to disturb the roots. Seed of the choicest varieties, mixed. Per pkt. 15c., 3 pkts. 35c.

## Some Beautiful New Poppies.

POPPIES have been greatly improved in the last few years, and now embrace some of our most beautiful flowers. All that is necessary is to scatter the seed on a bed of good soil and thin the plants out to six inches apart, and you will have a bed of the most beautiful and attractive flowers all through the summer and late in the autumn.

### Fairy Blush Poppy.

A beautiful strain of Double Carnation Poppies. The flowers are very large, and as round as a ball. The petals are beautifully fringed and are pure white, tipped with rose color. The plants flower early and bear their beautiful flowers until cut down by frost. Per pkt. 10c., 3 pkts. 25c.



FAIRY BLUSH POPPIES.

### Mikado Poppy.

Flowers resemble the Fairy Blush in size and shape, but the edges of the petals are cut deeper and twisted like a Japanese *Chrysanthemum*. The flowers are white, edged with scarlet. One of the most attractive and beautiful of the double poppies. Pkt. 10c., 3 pkts. 25c.

### Shirley Poppies.

The great beauty of Shirley Poppies lies in the delicate shades and wonderful variety of their colors, ranging from the lightest pink to the most vivid crimson. Some flowers are edged with the brightest colors while the center is pure white. Others are shaded and marked in the most beautiful manner. The flowers are single or semi-double and of beautiful form. A bed of these flowers is a most interesting and attractive sight and should be in every garden. Per pkt. 15c., 3 pkts. 40c.

We will send one pkt. of each of the above three varieties of Poppy for 25c.



SHIRLEY POPPIES.

## A NEW, CURIOUS AND INTERESTING PHLOX, PHLOX DRUMMONDI CUSPIDATA.

"STAR OF QUEDLINBURCH."

We were greatly pleased last year with this wonderful novelty. Unlike other Phlox, the petals, as shown in the engraving, have each a long spike in the centre, giving the flower a star-like appearance, very interesting and beautiful. Our seed is imported direct from Germany and is a mixture of the finest and most beautiful colors. Per pkt. 20c., 3 pkts. 50c. See cut on following page.





STAR OF QUEDLINBURGH PHLOX.

## Some Beautiful Nasturtiums.

**LOBB'S NASTURTIIUMS**—A beautiful class of Nasturtiums, especially adapted for hanging vases, window decorations, trellises, etc. The leaves are not so large or abundant as those of the common Tall Nasturtium, and the flowers are borne in much greater profusion and are of unusually brilliant colors. We tried a large number of these charming Nasturtiums the past season and give below the most striking and beautiful varieties.

**SPITFIRE**—Brilliant scarlet. A beautiful shade of color. Per pkt. 15c., 3 pkts. 40c.

**NAPOLEON III**—A bright golden yellow, spotted with brown. One of the most attractive varieties. Per pkt. 15c.

**Mixed**—A mixture of the most brilliant and beautiful varieties. Per pkt. 10c., 3 pkts. 25c.




LOBB'S NASTURTIIUMS.

## Pansies—New and Superb Strains.

### BUGNOT'S SUPERB.

This is one of the newest and most beautiful varieties of Pansies. The flowers are of the largest size, and striped and blotched with the most beautiful and varied colors, the two upper petals being lined with fine markings. This strain of Pansies includes a great variety of the richest and most striking colors only, and cannot fail to please and interest all who grow them. The seed costs us in Germany \$1.44 a pound. Pkt. 30c.



STRIPED AND MOTTLED PANSY.



### Trimardeau, or Giant Pansies.

The largest of all Pansies. The flowers are of fine form, beautiful colors and immense size. The plant is a vigorous grower and stands drought well. Per pkt. 20c., 3 pkts. 50c.



## Striped and Mottled Pansies.

(See cut on preceding page.)

Our seed is just imported from Germany, and contains a mixture of the most beautiful striped and mottled varieties. This class includes some of the handsomest and most curiously marked Pansies and will interest all lovers of this charming flower. Per pkt. 15c., 3 pkts. 40c.

We will send one packet of *Bugnots Superb*, *Trimardeau* and *Striped and Mottled Pansies* for 50c.

## A New and Gorgeous Ricinus.

(Castor Oil Plant.)



RICINUS CAMBODGENSIS.

We have great pleasure in introducing to our customers this strikingly beautiful Ricinus or Castor Oil Plant. It is admirably adapted to our climate. The plant grows very rapidly. The leaves are a dark reddish bronze with large red veins. The young leaves and stems are reddish brown, while the main stem is a lustrous black, producing a perfectly gorgeous effect. Per pkt. 20c., 3 pkts. 50c.



NEW DOUBLE BACHELOR'S BUTTON.



GOLDEN WAVE COREOPSIS.

## Golden Wave Coreopsis.

(*Coreopsis Drummondii*.)

In our trial grounds the past season this magnificent flower was greatly admired. It is a beautiful variety of Coreopsis, with bright yellow flowers of large size. The plant grows about eighteen inches high, is very compact, and covered with beautiful golden flowers. A row or border of these plants produce a very pleasing effect. Per pkt. 10c., 3 pkts. 25c.

## New Zebra Zinnias.

There are few flowers so easily grown and so well adapted to our dry climate as the Zinnia. It is a robust and vigorous growing plant, and in the hands of a skilful florist can be made to produce a great profusion of the largest and most perfectly double flowers. Among the new varieties the so-called Zebra Zinnias are attracting deserved attention, and we introduce them this year for the first time. Per pkt. 15c., 3 pkts. 40c. See cut on page 57.

## New Double Bachelor's Button.

(*Centaurea Cyanus flore pleno*.)

Many will be pleased to know that a *double* Bachelor's Button or "Corn Bottle" has been obtained. The Bachelor's Button is one of our hardiest and most popular annuals, and this new double variety will be found fully as hardy as the old variety, and with much handsomer flowers. If sown early they will bloom all summer and until late in the fall, when other flowers have been killed by frost. The double variety has not yet been thoroughly fixed, but the seed will produce from 50 to 60 per cent. double flowers. When the plants flower pull out the single ones to give the double ones more room. Mixed colors, per pkt. 15c., 3 pkts. 35c.





SINGLE GAILLARDIAS.

## Texas Silver Queen Sunflower.

(*Helianthus Argophyllus Texana.*)

A beautiful variety of Sunflower with silvery leaves and a great abundance of small, single, golden yellow flowers. The plant grows from 6 to 8 feet high, branching from the bottom to the top, thus forming a bush with silvery foliage, dotted all over with bright yellow flowers. Very useful for a screen. The seed should be sown in the house in March or April, and the plants set out as soon as all danger of frost is over. Per pkt. 10c., 3 pkts. 25c.

## Gaillardias.

The Gaillardias are not as generally grown as they deserve to be. They are really beautiful flowers and very easily cultivated. The flowers of the single varieties measure from 2 to 3 inches in diameter, and are of every shade of yellow and red, blended together in the most beautiful manner. Some flowers are yellow and red edged with white, others are pure yellow, white and red. The plants grow low and spreading and the flowers are borne on long stems. A bed of Gaillardias is a beautiful sight. Start the plants in the house and set them out about a foot apart and you will have a mass of flowers of the richest and most beautiful colors from early summer till they are cut down by frost.

**Single Gaillardias**—Mixed colors. A mixture of all the most beautifully colored single varieties. Pkt. 10c., 3 pkts. 25c.

## New Double Gaillardias.

(*Picta Lorenziana.*)

Entirely different from the single varieties as will be seen by the engraving. Flowers form large heads composed of a great number of smaller flowers. Our mixture includes all the most beautiful colors. Per pkt. 10c., 3 pkts. 25c.



NEW DOUBLE GAILLARDIAS.

ing contrast to the fine, dark green leaves of the dwarf plants. The seed should be sown where the plants are to remain. The *Eschscholtzia* belongs to the Poppy family, and should receive the same culture.

**Eschscholtzia**—Mixed colors. Yellow, rose and white. Per pkt. 5c.

## California Poppies.

**ESCHSCHOLTZIA.**

These beautiful and brilliant flowers are very attractive. They are hardy, easily grown, and the saucer-shaped flowers are produced in great profusion during the entire summer. The blossoms are about two inches in diameter, and are in striking

IMPROVED DOUBLE  
CAMELLIA-FLOWERED BALSAM.

## Dwarf Golden Bartonia.

One of the showiest and brightest of our hardy annuals. The plant is about one foot high, and the large golden flowers are produced in great profusion during the entire summer and autumn. The stamens and pistils of the *Bartonia* are very prominent, giving the flower a peculiarly delicate appearance.

**Bartonia Aurea**—Dwarf. Per pkt. 10c., 3 pkts. 25c.

## A Magnificent Balsam.

**IMPROVED DOUBLE CAMELLIA-FLOWERED.**

This is the largest and most beautiful of all Balsams. The flowers are of exquisite colors, perfectly double and of great size and beauty. The seed costs at wholesale in Germany over *twelve times* as much as ordinary Balsam seed. Per pkt. 20c., 3 pkts. 50c.

GENERAL LIST OF CHOICE



Every year we pay more and more attention to Flowers and make the greatest efforts to get the very best seeds from the best seedsmen in France and Germany. We also test the new varieties, and when found a decided improvement we introduce them to our customers. Those who pay little attention to this matter can have no idea of the immense improvements constantly made in flowers, and this is particularly true of Annual Flowers—flowers which are annually grown from seed.

Good flower seed, such as a genuine lover of flowers only can fully appreciate, is the result of great care and labor, and is worth far more than is charged for it. Cheap flower seeds are no longer in demand. We want the best that can be obtained.

Nearly all the seeds we offer can be sown in the open ground. But in some cases it is desirable to sow the seed in a hot-bed or in boxes in the house and set out the plants in the garden as soon as the soil is warm and all danger of cold, wet weather or frost is past.

When sown in the open ground it is desirable to make the soil as fine and mellow as possible. Do not touch the ground when it is wet. If you take a small handful of the soil and squeeze it into a ball and it readily adheres together, it is too wet, but if it crumbles it is in proper condition to work. If the ground has been previously spaded, work the surface soil two or three inches deep with a bright hoe. Break all the lumps, and then with a fine steel-tooth rake remove all rubbish and make the surface smooth and mellow. Do not be afraid of using the rake too much. It is a grand garden tool. Push and pull it backwards and forwards, and especially push. The last finishing touches show the skill of the Gardener. Do not let the rake hang loosely in your hand or you will make inequalities in the surface of the bed.

In sowing fine flower seeds the common mistake is to cover them too deep. The great point is to sow them in freshly worked soil, not wet enough to be sticky and not so dry that the seeds will not germinate. If the soil is fine, moist and mellow and you make a row or ring a quarter of an inch deep, and then after sowing the seed pat the soil down firm with the back of a bright spade or hoe, nothing more will be required. If the soil is damp and the weather rainy the better way is not to cover small seeds at all. The rain will wash soil enough from each side of the row to cover them.

The following varieties we have found worthy of special attention, and have great pleasure in recommending them to our customers. The seed is fresh, just imported from the best flower growers in the world.

**Ageratum.**

A constant and free bloomer, white or lavender colored flowers, especially useful for bouquets.

The seed can be sown in the open ground, but it is better to sow in a box in the house, and set out the plants 12 to 15 inches apart.

**Ageratum Mexicanum Blue**—Three pkts. 12c., pkt. 5c.



WHITE AGERATUM.

Pure White—Three pkts. 12c., pkt. 5c.

**Asters.**

The Aster is one of our favorite flowers, and we spare no expense to secure the choicest seed from the best growers in Europe. We are confident there is nothing better. Sow in the open ground as soon as the soil is warm. The Aster can be easily and safely transplanted. Sow in rows about fifteen inches apart, and thin out the tall varieties to a foot apart in the rows and the dwarf varieties to six inches apart in the rows. Do not delay the thinning out and transplanting till the plants get large enough to crowd each other. Our Aster seed is so valuable that it pays to save every plant. If the plants are removed from the row with care, their growth will be checked but little. In fact we often get better flowers from those transplanted than from those left in the original bed.

If you wish Asters to bloom early, sow a little seed in March in a box in the house, and before the plants begin to crowd, prick them out into another box or partly-spent hot-bed. In this way you will get stocky plants which can be set out in the open ground as soon as the weather is warm.





#### ASTERS.

FIG. 1.—TRUFFAUT'S PÆONY-FLOWERED PERFECTION. FIG. 2.—VICTORIA. FIG. 3.—DWARF CHRYSANTHEMUM FLOWERED. FIG. 4.—BETTERIDGE'S QUILLED.

**TRUFFAUT'S PÆONY-FLOWERED PERFECTION**—(Fig. 1.)—About two feet high. A very beautiful variety; flowers three to four inches in diameter and very double. We know of no more beautiful and satisfactory variety. Do not fail to sow it. Choice seed. Three pkts. 25c., pkt. 10c. See Specialties, page 38.

**VICTORIA**—(Fig. 2.)—Two feet high. A profuse bloomer; vigorous grower; large, beautiful flowers, three to four inches in diameter; mixed colors. Three pkts. 30c., pkt. 12c.

**DWARF CHRYSANTHEMUM FLOWERED**—(Fig. 3.)—One foot high. A splendid and very beautiful variety; flowers large and exceedingly abundant. Mixed colors. Three pkts. 20c., pkt. 8c.

**Betteridge's Quilled**—(Fig. 4.)—The newest and best form of quilled Aster. The plants continue to bloom later than any other variety. Three pkts. 12c., pkt. 5c.

**COMET, Rose and White**—See Specialties, page 38. Per pkt. 20c., 3 pkts. 50c.

**COMET, Light Blue**—See Specialties, page 38. Per pkt. 25c., 3 pkts. 60c.

**WASHINGTON**—See Specialties, page 38. Per pkt. 15c.

**TRIUMPH**—A beautiful dwarf Aster. See Specialties, page 38. Per pkt. 20c., 3 pkts. 50c.

**WHITE MIGNON**—A beautiful White Aster; flowers small, but very abundant. New and a decided acquisition. Three pkts. 35c., pkt. 15c.

**Harlequin**—About twenty inches high. Mixed colors. A very peculiar and beautiful variety. The petals are striped with different colors, red and white, white and blue, etc., producing a very pleasing effect. Three pkts. 35c., pkt. 15c.

**NEW ROSE**—Two feet high. Flowers large and double, resembling a rose; one of the most beautiful Asters; mixed colors. Three pkts. 25c., pkt. 10c.

**German Quilled**—Mixed colors. A profuse bloomer; exquisite colors. A popular Aster and easily grown. Three pkts. 12c., pkt. 5c.



CROWN ASTER.

**Crown**—About twenty inches high. One of the most beautiful Asters. The flowers have a white center, surrounded by a broad margin of blue, red, purple, etc. Flowers large and perfectly double. Three pkts. 25c.; pkt. 10c.

**NINE VARIETIES OF ASTERS MIXED**—We will send a mixture of the seed of Victoria, Betteridge Quilled, New Rose, German Quilled, Washington, Crown, Mignon, Truffaut's Pæony-Flowered Perfection, and Dwarf Chrysanthemum Flowered. Three pkts. 25c., pkt. 10c.

## Abronia.

A beautiful California plant, trailing along the ground and resembling the Verbena. It has fragrant flowers, lilac and rose colored, and continues to bloom all through the summer and autumn.



ABRONIA UMBELLATA.

**Abronia Umbellata**—Lilac and rose colored; fragrant. Three pkts. 12c., pkt. 5c.

## Aquilegia—Columbine. Double Honey-Suckle.



A hardy perennial, easy of cultivation. The abundance of showy flowers early in the season and their peculiar formation render this plant well worthy of a place in every garden.

**Fine Double-Mixed Colors.**—The best of seed. Three pkts. 12c., pkt. 5c.

## Sweet Alyssum.

Sow in rows fifteen inches apart, and thin out the plants to six inches apart in the rows; hoe lightly between the rows and keep free from weeds, and you will have a beautiful bed of this deliciously fragrant flower.

The flowers are in delicate clusters. Cut bouquets from the bed



SWEET ALYSSUM.

every day. The more you cut, so as to prevent the flowers from going to seed, the more you will have.

**Sweet Alyssum.**—Fresh seed just imported. Per oz. 50 cts.; three packets, 12 cents; pkt. 5 cents.

## Amaranthus.

Sow early in the spring, in light sandy soil, and thin out the plants to 15 or 20 inches apart. It is so attractive and so easily grown that no garden should be without it.

**Amaranthus Caudatus**—“Love-Lies-Bleeding.” Three packets, 12 cents; packet, 5 cents.



AMARANTHUS.

## Balloon Vine. Love-in-a-Puff.

A remarkably rapid growing climber with white flowers. We have had beautiful and luxuriant vines from seed sown in the open ground in May, but it is usual to sow the seed in a box in the house or hot-bed and transplant as soon as the soil is warm. Three pkts. 12c., pkt. 5c.



## Bachelor's Button.

### CENTAUREA.

**Bachelor's Button**—Hardy, easily grown, and a universal favorite. Does best on gravelly soil. Grows about two feet high. Mixed colors. Three pkts. 12c., pkt. 5c.

**EMPEROR WILLIAM**—A new variety, with beautiful blue flowers, and a decided acquisition. Flowers large and exceedingly abundant, and they continue late in the season, even after we have had several sharp frosts and when nearly all other flowers have disappeared. Three pkts. 12c., pkt. 5c.

**New Double Bachelor's Button**—A beautiful variety. See Specialties, page 41. Three pkts. 35c., pkt. 15c.

## Balsam, or Lady's Slipper.

### Touch-Me-Not.

There is a vast difference in Balsam seed. Much that is sold is worse than worthless. Our seed comes direct from Germany and is of the best quality and of the best varieties.

It is not necessary to sow Balsam Seed in a hot-bed. An abundance of fine plants can be grown by sowing the seed in the garden. The plants should be about 15 inches apart each way. If the plants come up too thick, thin them out and set them where wanted. They can be transplanted with perfect safety.

Balsam flowers make a beautiful show when gathered and placed on a plate in water or sand.

**Dwarf Double White.**—A beautiful variety, particularly useful for florists; Three packets, 25 cents; packet, 10 cents.

**Double Spotted.**—A beautiful variety with large flowers, spotted with various colors, producing a very pleasing effect. Three pkts. 25c., pkt. 10c.



ROSE FLOWERED BALSAM.

**Rose Flowered.**—A beautiful rose-like flower; mixed colors; nearly all the flowers perfectly double. One of the best varieties for florists. Three pkts. 20c., pkt. 8c.

**Improved Double Camellia Flowered.**—The most beautiful variety. See Specialties, page 42. 3 pkts. 50c., pkt. 20c.

**Fine Double Mixed Balsam.**—Rose flowered and spotted. Large beautiful flowers. Three pkts. 20c., pkt. 8c.

**All the above five varieties Mixed.**—Three pkts. 20c., pkt. 8c.

## Canna,—Indian Shot.

The Canna is a superb plant and should have a place in every garden. Send for three packets of seed. Sow one packet in a box in the house the first week in April, and another packet two or three weeks later. The third packet sow out of doors in nice, fine soil, about the time you plant Indian Corn. The latter may not grow very large the first summer, but will give good bulbs and fine plants the next year. We usually soak the seed in warm water two or three days before planting. The plants started in the house should be set out about two feet apart in the open ground, as soon as the weather and soil are quite warm. In the autumn take up the bulbs and keep them in sand in the cellar during the winter, and set them out the next spring.

**New Dwarf French Cannas.**—Very beautiful new class. See Novelties page 39. Three pkts. 35c., pkt. 15c.


**Canna Indica.**—A beautiful variety from India; red color; grows about four feet high. Three pkts. 20c., pkt. 8c.

**Splendid Mixed Varieties.**—Extra good seed of all the best dark-leaved and splendid mixed varieties. Three pkts. 20c., pkt. 8c.

## Calendula.

Calendula, like other members of the Marigold family, is remarkably hardy, easily grown and affords a beautiful show of flowers through the summer and autumn. Sow the seed in the open ground in the spring and thin out the plants to at least a foot apart. They can be easily transplanted.

Our seed is the very best. Get three packets. Sow one packet in a box in the house, and the others out of doors. The plants are easily transplanted. They should be set at least a foot apart.



CALENDULA, LARGE DOUBLE FLOWERED METEOR.

**Large Double Flowered Meteor.**—This is one of the very best varieties. Light golden yellow, striped with intense orange. Blossoms all through the summer and autumn till cut down by frost. Especially useful for pot culture. Three pkts. 12c., pkt. 5c.

## Castor Oil Bean, Ricinus.



CASTOR OIL BEAN.

No garden of any size should be without a fine plant of Castor Oil Bean. The cultivation is as simple as that of Indian Corn or Sunflowers. The plants grow from six to

ten feet high. The seed should be sown as soon as the soil and weather are warm. Single out the plants and give plenty of room.

**Castor Oil Bean—Sanguineus**—A superb variety with red foliage and flowers. Three pkts. 20c., pkt. 8c.

**Ricinus Cambodgensis**—A new and very beautiful variety. See Specialties, page 41. Three pkts. 50c., pkt. 20c.

## Convolvulus, or Morning Glory.

Convolvulus Major, or Morning Glory, is a well-known climbing plant, growing with great vigor, and the improved varieties of which afford a constant succession of large, richly-colored, beautiful flowers in great profusion and brilliancy.

The dwarf variety of Morning Glory, Convolvulus Minor, is similar to the climbing variety, except that it does not grow over twelve inches high.

Sow the seed in the open ground, early in the spring. Leave the plants three or four inches apart. Nitrate of soda greatly increases the growth of the vines, gives the foliage a dark green color and adds much to the size and beauty of the flowers.

**Convolvulus Major**—The improved climbing Morning Glory. Large, brilliant flowers. Mixed colors. Choice imported seed. Oz. or 3 pkts. 12c., pkt. 5c.



CONVOLVULUS MAJOR—STRIPED ROSE AND MIXED. CONVOLVULUS MINOR.

**Convolvulus Major, Striped Rose and Mixed**—The best of all the climbing varieties of Morning Glory. New and beautiful. Oz. 25c., 3 pkts. 12c., pkt. 5c.

**Convolvulus Minor**—Plant dwarf in habit; flowers large and abundant, beautiful colors. Oz. 25c., 3 pkts. 12c., pkt. 5c.



CLARKIA ELEGANS.

## Clarkia.

Beautiful plants blooming profusely; easily grown and exceedingly attractive. About 18 inches high. The seed can be sown in spring or fall like Candytuft.

**Clarkia Elegans, Double Mixed Colors**—3 pkts. 12c., pkt. 5c.

## Gobæa Scandens.

One of the most beautiful of our climbing annual plants. It grows with astonishing rapidity. On rich, moist soil, and in a favorable situation, it will grow thirty feet in a single summer. The flowers are large, and when full grown are of a deep violet blue. Sow the seed, with the edge down, in a box or pots in the house, and set out the plants as soon as the weather and soil are quite warm. If sown in the open ground wait till the soil is warm and dry, as the seed is apt to rot in cold, wet soil. Get three packets of the seed and sow at different times. It is rather difficult seed to germinate. Our seed is fresh and the best that can be obtained.

**Gobæa Scandens**—Three pkts. 20c., pkt. 8c.

## Candytuft.

The cultivation of Candytuft is similar to that recommended for Sweet Alyssum. It is a very hardy plant and can be sown as soon as the frost is out of the ground. Sow a large bed of it on rich land and keep it well hoed and free from weeds. If constantly cut and not allowed to go to seed it will keep flowering all through the season.



WHITE ROCKET.

**Dunnett's Crimson**—A beautiful red variety. Three pkts. 12c., pkt. 5c.

**White Rocket**—An excellent variety, with large spikes of pure white flowers. Three pkts. 12c., pkt. 5c.

**Sweet Scented Pure White**—The best variety; choice seed; you cannot sow too much of it. Oz. 35c., 3 pkts. 12c., pkt. 5c.

**Mixed Colors**—Very fine and good. Oz. 25c., 3 pkts. 10c., pkt. 5c.



CATCHFLY.

## Catchfly—Silene.

A beautiful free-blooming annual, easily raised and worthy of general cultivation; grows about eighteen inches high. A sticky exudation on the stems sometimes catches and holds the flies, hence the popular name. Three pkts. 12c., pkt. 5c.

## Chrysanthemums.

A handsome, hardy annual of vigorous growth, clean foliage and beautiful flowers. A free bloomer and continuing in flower very late in the autumn. Cultivation similar to Asters. The Dwarf kinds are especially attractive as bedding plants.





CHRYSANTHEMUM, DUNNETTI—NEW DOUBLE WHITE.

**Chrysanthemum, Tri-color**—Yellow and white single flowers; plant grows about a foot high. Three pkts. 12c., pkt. 5c.

**Dunnetti, New Double White**—The choicest and best variety. Three pkts. 12c., pkt. 5c.

**Dunnetti, New Double Yellow**—Very beautiful. Three pkts. 12c., pkt. 5c.

**Coron, Double White Dwarf**—Very popular and beautiful. Three pkts. 12c., pkt. 5c.

### Cockscomb, Celosia.

A hardy annual. Good results can be obtained from seed sown in the open ground, as soon as the soil is warm in the spring. Many gardeners, however, prefer to sow the seed in March in a hot-bed or box in the house. As soon as the plants begin to crowd, prick them out into another box. The oftener the plants are transplanted the larger will be the flowers. When set out in the garden give plenty of room—say two feet apart for the large sorts and one foot for the dwarf.



COCKSCOMB PYRAMIDALIS PLUMOSUM.

**Pyramidalis Plumosum, Mixed**—Choice seed of all the best of the plumed varieties. Three pkts. 20c., pkt. 8c.



COCKSCOMB, GLASGOW PRIZE.



DWARF COCKSCOMB.

**Coronata, Glasgow Prize**—A splendid variety, with very large, brilliant, crimson comb. Three packets, 25c., pkt. 10c.

**Dwarf**—A mixture of the best seed from the newest dwarf crested varieties, and most brilliant colors. Three pkts. 20c., pkt. 8c.

### Cosmos.

A hardy annual, growing from four to five feet high and bearing a great profusion of beautiful flowers resembling single Dahlias, but not quite so large. Seed should be started in the house in March or April and the plants set out when danger of frost is past. The plants may be taken up in the fall and grown in pots in thehouse, where they will flower for a long time.

**Cosmos, Large Flowering Mixed**—Including many beautiful colors. Three pkts. 25c., pkt. 10c.



COSMOS.

### Coreopsis or Calliopsis.

This is one of the most charming and attractive of annual flowers. It is easily grown and produces an abundance of flowers all through the summer and autumn. The plants are about two feet high, and should stand not less than one foot apart. Give them a little nitrate of soda. Keep the soil free from weeds and you will have a bed of the cleanest, brightest and most attractive of flowers of all shades of yellow and brown.

**Coreopsis, Bicolor, Dwarf Mixed**—A beautiful variety, with flowers of many shades of red, yellow and brown. Choice imported seed. Three pkts. 12c., pkt. 5c.

**GOLDEN WAVE**—A beautiful variety. See Specialties, page 41. Pkt. 10c.

## Dianthus or Pinks.

Our seed of this popular flower is the best that can be obtained in Europe, and we are confident it will give great satisfaction. Sow in the spring as soon as the soil is warm, in rows fifteen inches apart. Weed carefully, and if necessary thin out the plants. They will afford much larger and more numerous flowers the second year.

**Dianthus Chinensis, Double China Pink**—Large, beautiful double flowers. Choice seed. Per oz. 50c., 3 pkts. 12c., pkt. 5c.

**Dianthus Laciniatus, Flore Pleno**—This is a beautiful double-fringed variety; the choicest of seed. Three pkts. 20c., pkt. 8c.

**Dianthus Heddewigii, Double Japan Pink**—Remarkably large and double, brilliant colors, unusually good seed. Per oz. \$1.00, 3 pkts. 20c., pkt. 8c.

## Swan River Daisy, Brachycome.

An Australian plant, growing on the banks of the Swan River. For eight years after its introduction, there was no variation in the color or character of the flowers. We have now two distinct colors—white and blue. A charming plant, especially valuable for borders. The white variety has remarkably pure white flowers and the blue variety is "true blue." Cultivated same as Phlox Drummondii.



SWAN RIVER DAISY.

**Swan River Daisy, White**—Three pkts. 12c., pkt. 5c.

**Blue**—Exceedingly pretty. Three pkts. 12c., pkt. 5c.



DIANTHUS HEDDEWIGII—DOUBLE JAPAN PINK.



DIANTHUS CHINENSIS.



DIANTHUS LACINIATUS.



## Dahlia.



DOUBLE DAHLIAS.

Dahlia seed may be sown in a box in the house early in the spring. If sown in February and the plants are transplanted two or three times they will flower the first year. The single Dahlias are now very popular, and make very fine cut flowers. Set out the plants two or three feet apart and support them by tying to stakes. Take up the roots in the autumn and keep them in sand in the cellar, divide them and set out again in the spring.



SINGLE DAHLIAS.

**Double Dahlias**—Finest German seed, imported this spring, of the choicest double varieties, mixed. Three pkts. 35c., pkt. 15c.

**New Single Dahlias**—Choice, new seed, just imported from Germany. Mixed colors. Three pkts. 25c., pkt. 10c.

## Forget-me-not, Myosotis.

A half-hardy perennial easily grown from seed. It does best in a moist situation. The cultivation of Forget-Me-Not is quite similar to that recommended for Pansies. The soil can hardly be made too rich. Try a little nitrate of soda and superphosphate.

**Myosotis Palustris**—The true Forget-Me-Not—Three pkts. 25c., pkt. 10c.

**Myosotis Sylvatica**—Large, beautiful flowers. Three pkts. MYOSOTIS SYLVATICA. 25c., pkt. 10c.



## Foxglove.

(*Digitalis*.)

The improved varieties of Foxglove are among our most stately and beautiful flowers. The plants are perennial, extremely hardy, and deserve far more attention than they receive. They are propagated by a division of the roots, but it is far better to grow them from seed. Sow in the spring in rows 15 to 20 inches apart, and thin out to a foot apart in the rows.

**Digitalis Purpurea**

—One of the best varieties: flowers



FOXGLOVE.

large, purple-spotted. Three pkts, 12c., pkt. 5c.

## Gaillardias.

For description see Specialties, page 42.

**Gaillardias, Single**—Per pkt. 10c.

**Gaillardias Lorenziana, Double**—Per pkt. 10c.

## Gourds.

Cultivation similar to squash. The vines can be allowed to run on the ground, but Gourds are usually planted where the vines can run over a fence, arbor or old tree. They are excellent climbers and the fruit has such a great variety of forms and colors that a collection of Gourds is exceedingly interesting and attractive.

**Japanese Nest Egg**—Fruit white and resembling an egg. Does not crack and is not injured by ordinary heat and cold. A vigorous grower and a decidedly ornamental climber. Three pkts, 12c., pkt. 5c.

**Dipper Gourd**—The fruit at one end is long and slim and bulges at the other end, and can be used for dippers. Three pkts, 12c., pkt. 5c.

**Hercules' Club**—Fruit three to four feet long. Three pkts, 12c., pkt. 5c.



GOURD, HERCULES' CLUB.

## Hollyhock.

Start the plant in a hot-bed or box in the house in March, or sow the seed in the garden in June or July.



HOLLYHOCK. Try it. Three pkts. 40c., pkt. 15c.

Thin out the plants before they begin to crowd. Before winter sets in throw a little straw or leaves over the plants for protection. We have imported some of the very choicest seed and know that it will give great satisfaction.

**Fine Double**—Mixed colors. Three pkts. 20c., pkt. 8c.

**Finest Double**—From the best named varieties. Beautiful mixed colors. This is unusually choice and expensive seed.

## Mignonette.

The Mignonette is one of the sweetest of flowers. We need not describe it—everybody knows it; everybody likes it; nobody has too much of it. It is sown anywhere and everywhere, at all seasons of the year and in all conceivable ways.

As soon as you get this catalogue let the children send for a packet or more of Mignonette seed, and sow it in a box in the house or anything that will hold soil three inches deep. Cover the seed not more than a quarter of an inch deep. Let there be space at the bottom to allow drainage. Sow at different times through the winter and spring months, and as soon as the frost is out of the ground and the soil is in good working condition, sow a large bed of it in the garden and continue to sow every two or three weeks for a succession.

Our own plan is to sow it in rows fifteen inches apart, dropping two or three seeds to the inch. Keep the ground well hoed and free from weeds. As soon as the plants come into flower, cut every day, and let the house be filled with its delicious fragrance.

If you keep bees sow a large patch of it. Some of our customers order it by the pound.



MILES' HYBRID SPIRAL MIGNONETTE.

**Miles' Hybrid Spiral Mignonette**—Large fragrant flowers. New and valuable. Three pkts. 20c., pkt. 8c.

**Sweet Mignonette**—Fresh, new seed, just imported. 1/4 lb. 40c., oz. or three pkts. 12c., pkt. 5c.

**MACHET MIGNONETTE**—We cannot recommend this variety too highly. The plant is dwarf, but the flowers are truly magnificent and very fragrant. Fresh seed, true, just imported. Three pkts. 25c., pkt. 10c.

## Marigolds.

These hardy, popular and beautiful flowers have been wonderfully improved. They are very easily grown and are among our most attractive and satisfactory annual flowers. The plants should be thinned out to at least a foot apart for the dwarf, and two feet for tall varieties. The dwarf varieties flower much earlier than the tall.

**Double African Quilled**—One of the largest and best varieties. Plant grows about two feet high. Flowers very large, measuring from three to four inches in diameter; perfectly double and with quilled petals. Two distinct varieties, yellow and orange, mixed. Three pkts. 12c., pkt. 5c.



GOLD STRIPED MARIGOLD.



**Double African Mixed**—A mixture of the tall double varieties. Orange and yellow shades, very beautiful. Three pkts. 12c., pkt. 5c.

**Cold Striped**—A Double French Dwarf variety of recent introduction. Plants grow one foot high and are covered with bright colored double flowers in the greatest profusion. The petals are a beautiful red brown, margined with bright yellow, producing a very pleasing effect. Three pkts. 20c., pkt. 8c.

**Double French Dwarf**—Plant grows about one foot high. Flowers orange, brown and yellow mixed. Three pkts. 12c., pkt. 5c.

## Nasturtium.

The Nasturtium or Tropæolum is grown both for ornament and use. It produces beautiful flowers and the seed pods are pickled and used as a substitute for capers.

If the land is kept scrupulously clean, Nasturtiums will flourish in partial shade, frequently growing vigorously and flowering abundantly under large trees, the feeding roots of which extend beyond the flower beds.

The tall Nasturtium is one of the most beautiful climbers. It can also be sown in rows 20 to 30 inches apart and allowed to spread over the ground, producing a great mass of clean, bright foliage, and a profusion of beautiful flowers. It is so easily grown and so beautiful, and furnishes such a constant succession of flowers that it is impossible to exaggerate its merits.

Sow the seed of the dwarf varieties in rows 15 inches apart and drop the seed an inch apart in the row. Sow at least three packets of each kind. If you sow a quarter pound you will not regret it.



DWARF NASTURTIUM.

**Dwarf Nasturtium, Empress of India.**—A dark leaved variety; with scarlet flowers. Three pkts. 20c., pkt. 8c.

**Dwarf Nasturtium, Tom Thumb.**—The choicest selected seed of the best dwarf varieties. Mixed colors. Lb. \$2.00, ¼ lb. 60c., oz. 20c., three pkts. 12c., pkt. 5c.



NASTURTIUM—EMPERESS OF INDIA.

**Lobb's Nasturtiums**—A charming class. See Specialties, page 40.

**Tall Nasturtium**—Fresh imported seed of the very best varieties, mixed. Lb. \$1.25, ¼ lb. 40c., oz. or 3 pkts. 12c., pkt. 5c.

## Pansy.

Pansies are one of our specialties. We import the choicest and best of seed and can confidently recommend it. After securing good seed the great secret of raising Pansies in perfection is to make the soil extremely rich. Nitrate of Soda and Superphosphate have a wonderful effect on the growth of the plants and the size and brilliancy of the flowers.



NEW GERMAN PANSIES.

Sow the seed in a box in the house early in the spring, say from the first to the twentieth of March. Sow in rows an inch apart, and drop two or three seeds to each inch of row. Choice seed is very expensive, and it will pay well to take extra pains to raise good plants, and save every one of them. If the plants in the original box begin to crowd each other before the soil in the garden is ready for them, transplant into another box in the house, or cold frame, or spent hot-bed covered with cloth sash. In the latter case plunge the box in the soil of the bed and keep the plants well watered. The plants will stand but very little bottom heat.

Set out the plants in the garden wide enough apart to allow the hoe to be used on all sides of them.

Our seed is the best that can be got in Europe. It is very expensive, but will give far greater satisfaction than cheap, common seed. We sell it as low as it can be afforded, and we hope all our customers will try it.

**For Autumn Flowering**, sow the seed in moist ground in May or June.

**Pansy, Bugnot's Superb**—See Specialties, page 4c. Per pkt. 2c.

**Striped and Mottled**—See Specialties, page 41. Per pkt. 15c.

**Trimardeau or Giant**—See Specialties, page 40. Per pkt. 20c.

**New English Seedling**—Splendid, large, brilliant flowers. Three pkts, 30c., pkt. 12c.

**New German Pansies**—The choicest and best of seed. Large beautiful flowers. There is nothing finer. Three pkts. 25c., pkt. 10c.

**Mixed Colors**—Seed from the largest and best flowers. Three pkts. 12c., pkt. 5c.

*The four last named varieties, mixed. Three pkts. 25c., pkt. 10c.*

## Petunia.



STRIPED AND BLOTCHED PETUNIA.

There is no more beautiful and popular flower than the Petunia. We take great pains to get the best and choicest seed. The seed of the double varieties is immensely expensive, and should be sown with care. Our Petunia seed is imported direct from Benary of Erfurt, one of the best growers in Europe.

The single varieties embrace two distinct classes. The small-flowered class, which are very attractive and effective in large beds or masses, and the large-flowered class which have very large, beautiful flowers, and are best grown singly or in small groups.

Mark off a large bed in rows fifteen to eighteen inches apart, each way, and put three or four Petunia seeds at each corner where the rows cross. Cover very lightly, if at all, with fine soil or sifted moss. As soon as the plants appear, pull out all the weeds, and ultimately thin out all the plants except one in each hill. Hoe frequently and you will have a mass of the most showy and attractive flowers.



PETUNIA GRANDIFLORA.

**Double Large Flowering Petunia**—It is not an easy matter to raise plants of double flowering Petunia from seed, and no one can hope to succeed without care and skill. Our seed is obtained from Benary of Erfurt, and costs at the rate of \$3,912.00 per lb. The seed is very delicate and easily crushed in handling. Even when we succeed in raising the plants not more than 35 to 40 per cent. will be double. But when we get them, they well repay for all the labor. Per packet, containing not less than 50 seeds, 25c.

**Double Flowering Fringed Petunia**—This is a delightful flower, when you get it; but like the above it is difficult to raise, and not more than 30 to 35 per cent of the plants will produce double flowers. Our seed is imported direct from Benary of Erfurt, and is unquestionably the best in the world. Per packet, containing not less than 50 seeds, 25c.



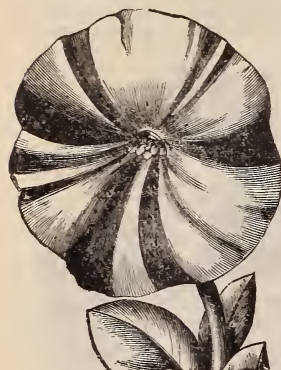
DOUBLE FLOWERING FRINGED PETUNIA.



NEW SINGLE FRINGED PETUNIA.



**Dunnett's New Hybrid, Striped and Blotched**—The best of seed, just imported. Three pkts. 20c., pkt. 8c.  
**New Single Fringed**—This belongs to the large flowering class, and is one of the most charming of all varieties of Petunias, combining extreme elegance of form with a



PETUNIA—FINE MIXED.

great diversity of delicate and charming flowers. The seed is imported direct from Benary, and is worthy of good care and treatment. Per pkt. 20c., 3 pkts. 50c.

**Petunia Grandiflora**—Large flowers, 3 or 4 inches in diameter. Choice seed from Benary. Three pkts. 40c., pkt. 15c.

**Fine Mixed Sorts**—Large flowered. New, choice seed. Three pkts 12c., pkt. 5c.

### Poppies.

Of all flowers none are more easily grown than Poppies. Any ordinary garden soil, if in good condition, provided it is kept free from weeds, will grow them in perfection. The important point is to get good seed of good varieties.

**Double Carnation**—A very beautiful variety, flowers very large and double, making a perfect ball. Mixed colors. Three pkts. 12c., pkt. 5c.



UMEROSUM POPPIES.

**Umbrosium**—A charming and attractive single variety, bright scarlet, with black spots in the center of the flower. Three pkts. 12c., pkt. 5c.

**FAIRY BLUSH**—A beautiful variety. See specialties, page 39. Per pkt. 10c.

**MIKADO**—See Specialties, page 39. Per pkt. 10c.

**SHIRLEY**—See Specialties, page 39. Per pkt. 15c.

### Phlox Drummondii.

Phlox should be grown in large beds. The more you have of it to-

gether, the finer the effect. Sow early in the spring in rows fifteen inches apart, dropping one seed to each inch of row. Cover not more than half an inch deep. The bed should be carefully raked before sowing the seed. As soon as the plants appear, hoe between the rows and suffer not a weed to grow. If the land is rich, the plants will completely cover the ground even if thinned out to a foot apart in the row, and you will have a mass of the most brilliant and beautiful flowers.



PHILOX DRUMMONDI, MIXED COLORS.

**Phlox Drummondii Mixed**—Choicest seed, from a mixture of the best and most beautiful varieties; mixed colors. Three pkts. 12c., pkt. 5c.

**Grandiflora, Mixed Colors**—Very large flowers of beautiful colors. Three pkts. 20c., pkt. 8c.

**BRILLIANT SCARLET**—One of the most beautiful varieties. Large, brilliant flowers, and a profuse bloomer. Three pkts. 20c., pkt. 8c.

**Flora Alba, Pure White**—One of the most desirable varieties. Large, beautiful, pure white flowers. A remarkably free bloomer, hardy, and a vigorous grower. You cannot have too much of it. Three pkts. 20c., pkt. 8c.

**ALL THE ABOVE FOUR VARIETIES MIXED**—Three pkts. 15c., pkt. 6c.

**Star of Queddenburgh**—A new and beautiful variety—See Specialties, page 39. Per pkt. 20c.

### Portulaca.

Select a warm, sandy soil, in a sunny situation. The richer the soil the better, and give a little Nitrate of Soda also. Sow early, in rows fifteen inches apart, and as soon as the plants appear weed carefully and hoe lightly. You should have a large bed of it. Sow three packets of each of the two following varieties of this beautiful flower.



DOUBLE ROSE FLOWERED PORTULACA.

**Portulaca, Double Rose Flowered**—A most charming variety, with double flowers, resembling a perfect rose. Our seed is the best that can be obtained in Europe, and will produce a high percentage of large, perfectly double flowers of great beauty. Mixed colors. Three pkts. 35c., pkt 15c.

**Finest Mixed Varieties**—A splendid mixture of many of the choicest, handsomest and most brilliant single varieties. Three pkts. 12c., pkt. 5c.

### Salvia.

Sow the seed in a box in the house or hot-bed. Set out the plants in rich, sandy soil about a foot apart. The plants grow about two feet high and are literally ablaze with a great profusion of the most brilliant flowers.

The plants continue in flower till cut down by frost. If taken up before frost and placed in pots in the house they will continue in bloom a long time.

**Salvia Splendens**—Plants are very compact and bear long spikes of intensely brilliant scarlet flowers in the greatest profusion; very beautiful. Three pkts. 25c., pkt. 10c.

**Salvia Patens**—The richest of all bright blue flowers. Blooms much earlier than the splendens. Three pkts. 50c., pkt. 20c.

### Sweet Peas.



SWEET PEAS.

There is no trouble about raising Sweet Peas, provided the land is in good condition and you sow the moment the frost is out of the ground, and for a succession two weeks later. Commence weeding as soon as the Peas appear, and stick to it till the Peas are large enough to hold the weeds in check. Hoe frequently, and draw a little dirt to the plants, and stick or brush them as you do ordinary peas. Sow at least half a pint.

**Sweet Peas**—Mixed colors. Per pt. 65c., ½ pt. 35c., ¼ pt. 20c., oz. or 3 pkts. 10c., pkt. 5c.

**Painted Lady**—Rose and white. Pt. 90c., ½ pt. 50c., ¼ pt. 30c., oz. or 3 pkts. 12c., pkt. 5c.

**Pure White**—Pt. 90c., ½ pt. 50c., ¼ pt. 30c., oz. or 3 pkts. 12c., pkt. 5c.

**Scarlet Invincible**—Brilliant scarlet. Pt. 90c., ½ pt. 50c., ¼ pt. 30c., oz. or 3 pkts. 12c., pkt. 5c.

### Sanvitalia.



SANVITALIA PROCUMBENS.

The double Sanvitalia Procumbens is a beautiful half-creeping plant with a great profusion of double flowers of a bright yellow color, striped with black and somewhat resembling a daisy, but much larger. It is easily grown, and comes into flower early and continues all through the season. No garden should be without it. Sow as recommended for Phlox.

**Sanvitalia Procumbens, Flore Pleno**—The handsomest and best double variety. Three pkts. 20c., pkt. 8c.

### Salpiglossis.



SALPIGLOSSIS GRANDIFLORA.

A very beautiful orchid-like flower, growing about two feet high, with large bell-shaped flowers. The new and large flowering varieties have flowers measuring three inches in diameter, and of the most beautiful colors. The combinations of shades of color and the beautiful markings on the flowers are truly wonderful. Cultivation the same as Asters. It is best to sow the seed in a box in the house and transplant when the weather is warm, but they will flower abundantly if sown in the open ground the latter part of May.

One of our customers wrote us last fall as follows: "Every one admired the Salpiglossis. It had the most fascinating combination of beautiful and vivid colors that I ever saw in a single flower."



**Salpiglossis Grandiflora, Large Flowering**—Mixed colors. A new and greatly improved variety. Flowers large, beautifully colored and marked. In their coloring, etc., they much resemble Orchids. We are sure they will please any one who tries them. Three pkts. 25c., pkt. 10c.

## Stock, Ten Weeks.



TEN WEEKS STOCK—LARGE FLOWERING DWARF.

You should get three packets of each variety of Stocks. Sow a packet in a box in the house in March and the other two in the open ground.

Set out, or sow, in rows fifteen inches apart and six inches apart in the rows, and if any prove single, pull them out and thus leave more room for the double ones.

**English Ten Weeks Stock**—The best of seed. Three pkts. 12c., pkt. 5c.

**NEW LARGEST FLOWERING DWARF**—Mixed colors; exceedingly beautiful. The flowers are large and far handsomer than the illustration. Colors exquisite. Three pkts. 25c., pkt. 10c.

## Sensitive Plant.



SENSITIVE PLANT.

in the spring. If convenient sow the seed in a box in the house and set out the plants as soon as the weather is quite warm. In the autumn reserve a few plants and pot them to be kept in the house during the winter.

**Sensitive Plant**—The best of seed, that is sure to grow. Three pkts. 12c., pkt. 5c.



This is a plant that will greatly interest and amuse the children. If you touch one of the leaves or branches it will curl up and fall over, and the whole plant, especially in hot weather, if struck hard enough, will fall down flat on the ground. It soon recovers and the experiment can be repeated.

Good plants can be obtained by sowing the seed in the open ground

## Sunflower.

The cultivation of Sunflowers is a very simple matter. The seed is hardy and can be planted at any time after the frost is out of the ground, and for several weeks afterwards.

Plant as you would corn, in rows, three and a half or four feet apart, dropping two or three seeds in a place, fifteen inches apart in the row; cover about an inch deep.

In the garden, Sun- **DOUBLE CALIFORNIA SUNFLOWER.** flowers can be planted to advantage in any out of the way place, or anywhere you wish to form a screen. The plants are supposed to purify the atmosphere and prevent fever and ague. The seed is very oily, and can often be fed to horses and chickens with great advantage.

We have a large demand for our new Mammoth Sunflower seed from the newer sections of the west and north-west. We have a large quantity of good, fresh seed, and sell it at low rates.

**Sunflower, Texas Silver Queen**—A new variety with silvery foliage. See Specialties, page 42. Per pkt. 10c.

**Double California**—Grows five or six feet high; flowers orange color and very large and perfectly double. Per oz. 40c., 3 pkts. 12c., pkt. 5c.

**New Mammoth Russian**—Grows eight to twelve feet high. Very large, single flowers, of rich color and abundance of seed. Per lb. 50c., ¼ lb. 15c., oz. or 3 pkts. 10c., pkt. 5c.

## Sweet William.



SWEET WILLIAM.

A universal favorite. The plants are perfectly hardy, and may be increased by a division of the roots, but the better way is to sow the seed either in a box in the house or in the open ground. Sow at least three packets of it—say one in the house and one in the open ground, in the spring, and another in the autumn.



**Sweet William, Dianthus Barbatu**s—A mixture of the choicest and best varieties. Three pkts. 12c., pkt. 5c.  
**Perfection**—Extra large flowers of the brightest colors and most beautiful markings. Three pkts. 20c., pkt. 8c.

## Verbena.



VERBENA HYBRIDA.

In our own grounds we have such fine beds of Verbenas raised from seed, that we are surprised that this beautiful flower is not more extensively grown from seed.

Sow the seed in a sunny, sheltered border, as soon as the soil is warm and dry, or better still, sow in a box in the house in March and transplant into a mellow, rich bed in the garden. Scatter broadcast two tablespoonfuls each of Nitrate of Soda and Superphosphate on each square yard of the bed. It will greatly increase the growth of the vines and the size and beauty of the flowers. Set the plants fifteen or twenty inches apart, and keep the ground carefully hoed till the plants entirely cover the bed.

Our seed is fresh and of unsurpassed excellence, just imported from Germany.

**Verbena Hybrida**—A mixture of the finest and best sorts. Three pkts., 20c., pkt. 8c.

**Verbena Hybrida, A A I.**—Seed grown with great care, from the finest and best named varieties. It is very expensive and worthy of extra attention. *It is the best Verbena seed in the world.* Three pkts. 40c., pkt. 15c.

## Zinnia.

The Zinnia is destined to be one of our best and most popular flowers. It is admirably adapted to our climate. It is remarkably healthy and vigorous, easily grown and flowers abundantly. It has been vastly improved. Many of the flowers are nearly as large and double as a Dahlia, and of beautiful colors. Sow early in the spring in rows 15 or 20 inches apart, and thin out the plants before they begin to crowd, and keep thinning as the plants grow larger. As soon as they commence to flower, pull

out the single ones till you leave the plants 15 inches or two feet apart.

**Zinnia Elegans**—Single. Finest mixed. Three packets, 12c., pkt. 5c.

**Zinnia, Tall Double**—Splendid and very showy large double flowers. Mixed colors. Three pkts. 20c., pkt. 10c.

**Dwarf Double Zinnia**—Dwarf plant, double flowers of beautiful colors. Mixed colors. Three pkts. 25c., pkt. 10c.

**New Double Giant**—(*Grandiflora Robusta Plenissima*.) Mixed colors. A splendid new variety with flowers of great size and beauty. Three pkts. 40c., pkt. 15c.

**New Zebra Zinnia**—Large double flowers, 50 per cent. of which are beautifully striped with various colors. Our seed of this new strain is the very best that can be obtained. Try it. Per pkt. 15c., 3 pkts. 40c.

## Wall Flower.

A half hardy perennial, easily grown from good seed, either in a box in the house or in the open ground. Get three packets of the seed. Sow one packet in a box in the house and the other two in a warm border in the garden. The plants are perennial, but in this climate need to be taken up for the winter.

**Wall Flower, Largest Flowered, Mixed Colors.**—The best of seed; sure to grow. Three pkts. 12c., pkt. 5c.

**Covent Garden.**—The finest variety. Three packets 20c., pkt. 8c.



WALL FLOWER.

## NEW ZEBRA ZINNIAS.





## Collection of Flower Seeds for the Boys and Girls.

### GOOD SEEDS ALMOST GIVEN AWAY!

To any boy or girl under fifteen years of age we will send a collection of Annual Flower Seeds that can be sown out of doors, and that can be easily grown and will flower abundantly the first year, containing the following kinds and varieties: Asters, Abronia, Sweet Alyssum, Amaranthus, Balsam, Batchelor's Button, Candytuft, Marigolds, Morning Glory, Clarkia, Chrysanthemums, Catchfly, Coxcomb, Coreopsis, Swan River Daisies, Mignonette, Nasturtiums, Pansy, Petunias, Phlox Drummondii, Portulaca, Poppy, Sanvitalia, Salpiglossis, Sensitive Plant, Double California and Mammoth Russian Sunflowers, and Zinnias.

There are 37 kinds and varieties, costing at catalogue rates, \$2.00. We will send them prepaid by mail to any boy or girl in the United States or Canada, under 15 years of age, for \$1.00. It will take very little ground and require very little work to sow all these flower seeds; but if a smaller collection is desired, we will send, to the boys and girls, twenty good varieties, our own selection from the above kinds, for 50 cents.

## DRIED AND SIFTED MOSS.

In growing plants in boxes in the house or hot-bed, we should hardly know how to get along without dried, sifted Sphagnum Moss. It is excellent to mix with the soil in order to lighten it and render it capable of holding more water, and it is invaluable for covering small seeds and for a mulch. We will send the moss dried, sifted and ready for use, prepaid by mail to any address in the United States or Canada at the following low rates: 2 qts. 15c., 4 qts. 25c., peck, 40c.,  $\frac{1}{2}$  bush. 75c. By express, not prepaid, \$1.00 per bushel.



NEW JAPANESE BUCKWHEAT.

## New Japanese Buckwheat.

We grew several acres of Japanese Buckwheat last year, entirely separate from other varieties, and have great pleasure in offering the seed to our customers at greatly reduced prices. It is pure and true. We can recommend this new and valuable variety with absolute confidence. It is a vigorous grower and wonderfully productive.

The seed is far larger than the Silver Hull and Gray Buckwheat, and yields more flour to the bushel. It was supposed to be later than those varieties, but this is more apparent than real. All three can be cut at the same time and the Japanese will out-yield them.

The Japanese Buckwheat can be sown earlier than other varieties. It is a remarkably robust and vigorous plant. The roots strike deeper into the ground and the stem is thicker and stiffer than other varieties. We cut the crop with a reaper and binder precisely as we do wheat, barley and oats. It is easily cut, easily cured and easily threshed with a machine, and it is surprising that more farmers do not raise buckwheat.

The Japanese Buckwheat can be sown earlier than other varieties. It does not blast. This is probably due to the fact that the roots strike down deeper into the moist soil. It out-yields other kinds. The kernels are larger and will produce more and better flour. It is said that some millers find fault with it. This is natural. "It is nought," says the buyer. We do not want better cakes than we get from Japanese flour.

Sow the last week in June or first week in July. A bushel of seed is enough for an acre. If you wish to seed down the land with grass and clover make the surface of the soil fine and mellow, and sow the grass and clover seed immediately after you have sown and harrowed in the buckwheat. Cover the grass seed by rolling the land or by going over it with a light horrow. It is astonishing that buckwheat is not more generally grown. Nearly all the buckwheat used in the United States is grown in New York and Pennsylvania. We hope our customers will try this new Japanese Buckwheat. Our seed is of our own growth and of the best quality. We will send it *prepaid* by mail to any address in the United States or Canada, at the following low rates: 2 qts. 55c., qt. 30c., pt. 18c., pkt. 5c. By express or freight, not prepaid: Pk. 40c., bu. \$1.10. No charge for bags.

## A NEW POTATO.

### FENTON'S SEEDLING.

This Potato was originated as a seedling by a neighbor of ours who is an enthusiastic Potato culturist. We grew some the past season and were much pleased with them. The Potatoes are white, smooth and handsome, rather long in shape and of large size. Season, medium to late. The quality is remarkably good for so large a Potato. They cook through evenly and are dry and mealy. The vines grow very vigorously and the Potatoes grow close together in the hill and well under ground. We think this Potato will be found first class in every respect, both for market and home use. Price, by mail, prepaid, per lb. 40c, 3 lbs. \$1.00. By express, not prepaid,  $\frac{1}{2}$  pk. 80c., pk. \$1.50, bushel \$5.00.

ORDER EARLY and have the Seeds go by FREIGHT.

# Wholesale Price List for 1891.

SEEDS SENT BY FREIGHT OR EXPRESS NOT PREPAID.

Since the reduction of postage on Seeds, Plants, &c., to eight cents per pound there is less to be gained by sending seeds by express than formerly. As a rule our customers had better have their seeds sent by mail. Where seeds are ordered in large quantities it is far cheaper to send them by fast freight than by express. If any seeds are wanted immediately to sow in the hot-bed they can be sent separately by mail, and the others can go by freight at a mere nominal expense. But when seeds are to go by freight it is necessary to order early.

**Discounts.**—To any one getting up a club for our seeds, no matter how small the order, we allow a discount of 5 per cent. And to ANY ONE whose order amounts to \$10 or more, we allow a discount of 10 per cent.; \$20 or more, 15 per cent.

Please observe that at the following rates we do not send seeds by mail.

**ASPARACUS ROOTS.**

One-year-old Conover's Colossal..	100	250	500	1000
Extra Early Bassano Turnip.....	50	\$1 25	\$2 25	\$4 00
Two-years-old.....	1 20	2 50	4 00	7 00

**ASPARACUS SEED.**

Conover's Colossal.....	lb.	¼ lb.	oz.
	\$ 35	\$ 12	\$ 5

**BEETS.**

Egyptian Blood Turnip.....	45	15	6
Extra Early Bassano Turnip.....	40	15	6
Bastian's Blood Turnip.....	45	15	6
Early Blood Turnip.....	40	15	6
Long Smooth Blood Red.....	40	15	6
Eclipse.....	50	15	6
Swiss Chard or Sea Kale Beet.....	40	15	6

**MANCEL WURZEL, or Large Beet for Stock.**

Harris' Yellow Globe Mangel.....	40	12	
Ciant Yellow Intermediate.....	40	12	
Colden Tankard.....	40	12	
Yellow Ovoid.....	40	12	
Carter's Orange Globe.....	35	12	
Norblom Giant, or Mam. Long Red.....	35	12	
Velmorin's Improved Sugar Beet.....	50	15	
Imperial Sugar Beet.....	30	10	
Lane's Imperial Sugar Beet.....	40	12	

**BORECOLE, or Kale (GREENS).**

Dwarf Curled Green.....	65	20	8
Tall Green, Scotch Curled.....	65	20	8

**BRUSSELS SPROUTS.**

Improved Dwarf.....	1 00	30	10
---------------------	------	----	----

**BEANS, Dwarf or Bush.**

Early Valentine.....	Pt.	Qt.	Pk.	Bu.
Cleveland's Improved Valentine.....	18	\$	30	\$1 60
Early China Red Eye.....	22	40	1 80	6 75
Early Mohawk.....	18	30	1 60	5 00
Wax or Butter.....	22	35	1 70	6 00
Black Eyed Wax.....	22	40	2 25	8 00
Colden Wax.....	22	35	1 70	6 50
Crystal Wax.....	22	40	1 80	6 50
Wardell's Kidney Wax.....	22	40	1 85	7 00
Refuge or 1000 to One.....	18	30	1 60	5 00
White Kidney or Royal Dwarf.....	18	30	1 25	4 00
Henderson's Bush Lima.....	60	1 00	6 00	....

**BEANS, Pole.**

Colden Flageolet Wax.....	25	45	....	....
Speckled Cranberry.....	22	40	2 00	7 00
King of the Garden Lima.....	22	40	2 50	8 50
Large Lima.....	20	35	2 20	8 00
Scarlet Runner.....	22	40	2 20	8 00

**BEANS, Field.**

Burlingame Improved Medium.....	18	30	1 35	4 50
Boston Small Pea.....	20	35	1 40	6 00
Boston Marrow.....	18	30	1 25	4 50
Marrow Pea.....	18	30	1 25	4 50

**BUCKWHEAT.**

New Japanese.....	8	12	40	1 10
-------------------	---	----	----	------

**PEAS.**

Cleveland's Alaska.....	20	35	1 75	6 50
First and Best, or First of All.....	18	25	1 40	4 75
Extra Early Kent.....	8	15	1 00	3 75
Blue Peter.....	15	25	1 40	5 00
Horsford's Market Garden.....	18	30	1 75	6 00
Bliss' Abundance.....	18	30	1 75	6 00
Yorkshire Hero.....	18	30	1 75	6 00
Tall Sugar (Edible Pods).....	22	40	1 85	7 00
McLean's Little Gem.....	18	25	1 60	6 00
Premium Gem.....	18	30	1 75	6 00
American Wonder, true.....	22	40	2 00	7 00
Eugenie.....	18	30	1 50	5 00

Laxton's Alpha.....	Pt.	Qt.	Pk.	Bu.
Kentish Intracta.....	\$ 18	\$ 30	\$ 1 55	\$ 5 50
Waite's Carriacus.....	8	15	1 00	3 75
Champion of England.....	12	20	1 35	4 25
Telephone.....	22	40	2 25	7 50
Stratagem.....	22	40	2 25	7 50
White Marrowfat.....	8	15	75	2 50
Dwarf White Marrowfat.....	17	20	90	3 00
Black Eyed Marrowfat.....	8	15	75	2 50
Sweet Peas, (for flowers) mixed colors.....	55	1 00	....	....
Field Peas.....	8	13	50	1 50

**CORN, Sweet.**

Cold Coln.....	28	45	2 00	6 00
Cory.....	15	25	1 00	3 75
Shaker's Early.....	12	20	1 00	3 50
Early Minnesota.....	15	25	1 00	3 75
Early Marblehead.....	15	25	1 00	3 75
Hickox Improved.....	15	25	1 00	3 75
Moore's Early Concord.....	15	25	1 60	3 75
Black Mexican.....	15	25	1 10	3 75
Crosby's Extra Early Sugar.....	15	25	1 00	3 75
Stowell's Evergreen.....	15	25	1 00	3 75
Perry's Hybrid.....	15	25	1 00	3 75
CORN, Parching or Pop.....	15	25	1 40	4 50

**CABBAGE.**

Early York.....	lb.	¼ lb.	oz.
Large York.....	\$ 1 05	\$ 30	\$ 25
Early Jersey Wakefield, true.....	3 25	95	28
Henderson's Early Summer.....	2 50	65	23
Newark Early Flat Dutch.....	2 30	65	23
Winningsadt.....	1 20	32	10
Fottler's Drumhead.....	1 90	55	16
Harris' Short Stem.....	2 70	70	23
Stone Mason.....	2 30	65	23
Premium Flat Dutch.....	1 75	50	16
Excelsior Flat Dutch.....	2 80	75	23
Large Late Drumhead.....	1 55	40	13
Perfection Drumhead Savoy.....	1 90	65	18
Red Pickling.....	1 90	55	16
Collard's.....	1 00	30	10

**CAULIFLOWER.**

Early Paris.....	7 00	1 95	70
Erfurt Earliest Dwarf.....	....	8 00	6 00
Erfurt Early Dwarf.....	....	8 00	2 50
Large Lenormand, Short Stem.....	11 00	2 95	88
Walcheron.....	7 00	1 95	70
Henderson's Early Snowball, true.....	....	12 00	3 50
Algiers.....	11 00	2 95	88

**CARROTS.**

Ox Heart or Guerande.....	90	25	10
Early French Short Horn.....	80	25	8
Harris' Early Half Long.....	80	25	8
Long Orange.....	75	25	8
Large White Belgian.....	50	15	6

**CELERY.**

Giant Pascal.....	5 00	1 75	58
Colden Self-Blanching.....	4 90	1 45	48
Dwarf White.....	1 50	50	18
Dwarf Red.....	1 80	50	18
Henderson's White Plume.....	4 40	1 45	48
Boston Market.....	2 40	70	23
Henderson's Half Dwarf.....	2 15	50	21
Golden Heart.....	1 00	50	18
Seely's Leviathan or Giant White.....	1 90	50	18
Celeriac or Turnip Rooted Celery.....	1 90	50	18

**CRESS.**

Extra Fine Curled.....	3 00	1 00	6
Water Cress.....	3 40	90	25

**CORN SALAD.**

Large Round Leaved.....	50	15	8
-------------------------	----	----	---



**CUCUMBERS.**

Paris Pickling, per pkt. 15c.	lb.	¼ lb.	oz.
Tailby's Hybrid	\$ 30	25	8
Nichol's Medium Green	70	22	8
Early Russian	70	22	8
Early Green Cluster	65	22	8
Improved White Spine	65	22	8
Improved Long Green	65	22	8
Early Frame	65	22	8
Green Prolific, for pickling	65	22	8

**ENDIVE.**

Green Curled	1 50	40	13
--------------	------	----	----

**EGG PLANT.**

Early Long Purple	2 05	65	18
New York Improved Purple	5 30	1 45	43
Extra Early Dwarf Purple	3 65	1 15	33
Black Pekin	4 90	1 45	43

**HORSE RADISH.**

Sets—80c. per 100, \$6.00 per 1,000.

**KOHL RABI.**

Large Green	1 15	35	10
Early White Vienna	1 90	55	18

**LETTUCE.**

"The Deacon"	1 90	55	18
Early Green Tennis Ball, black seeded	1 40	40	13
Boston Market or Tennis Ball, white seeded	1 90	55	18
Early Curled Simpson	1 15	35	13
Black Seeded Simpson	1 15	35	13
Malta Drumhead or Ice Lettuce	1 40	40	13
Cos, Paris White	1 15	35	13

**LEEK.**

Large American Flag	1 65	43	18
London Flag	90	28	8
Musselburg	1 90	58	18

**MUSK MELON.**

New Early Hackensack	1 60	45	13
Emerald Gem	1 40	45	13
Miller's Cream	1 65	45	13
Champion Market	1 90	60	18
Netted Gem	90	28	10
Fine Green Nutmeg	52	25	8
Early Christiana	80	25	8
Green Citron	80	25	8
White Japanese	90	30	10
Casaba	90	30	10
Montreal Market	80	25	8
Prolific Nutmeg	90	30	10
Hackensack	75	25	8

**WATER MELON.**

Mountain Sweet	75	20	8
Kolb's Gem	75	20	8
Ice Cream, true white seeded	75	20	8
Cuban Queen	75	20	8
Black Spanish	75	20	8
Scaly Bark	75	20	8
Georgia Rattlesnake or Gipsy	75	20	8
Mammoth Iron Clad	75	20	8
Volga	90	25	10
Hungarian Honey	1 90	55	18
Citron—Green (for preserves)	75	20	8

**MUSTARD.**

White	20	10	6
Golden	20	10	6

**MUSHROOM SPAWN.**

French, boxes containing 2 lbs., 80c. each.			
---	--	--	--

**OKRA.**

Dwarf White	55	18	8
White Velvet	80	22	8

**ONION.**

Wethersfield Red	2 10	60	18
Yellow Globe Danvers	1 90	55	18
Round Yellow Danvers	1 85	50	16
Southport White Globe	2 90	80	28
Early Large Red	2 10	60	18
Silver Skin or White Portugal	2 90	80	28
Harris' Red Globe	2 90	80	28
White Queen	2 65	75	23
New Early Barletta	2 65	75	23
Giant Rocca	1 90	55	18

\*For five pounds or upwards, write for special prices.

**ONION SETS.**

Yellow or Red	Qr.	Pk.	Bu.
White	\$ 22	\$ 15	\$ 4 00
	30	1 50	5 00

**OATS.**

Improved American, 2½ bushels, \$2.25.	10	40	1 25
--	----	----	------

**PUMPKIN.**

Large Cheese	lb.	¼ lb.	oz.
Possum Nose	\$ 49	15	6
Connecticut Field	1 15	30	10
Mammoth Potiron	20	10	5
	2 65	70	23

**PARSLEY.**

Extra Double Curled	65	18	6
Champion Moss Curled	65	18	6

**PARSNIP.**

Long Hollow Crown	50	15	6
Guernsey Half Long	55	15	6

**PEPPER.**

lb.	¼ lb.	oz.	
New Celestial	2 40	70	23
Large Bell, or Bull Nose	2 90	85	28
Cayenne	2 90	85	28
Golden Dawn	2 90	85	28
Ruby King	1 00	33	

**RADISH.**

Earliest Scarlet White-Tipped Forcing	\$ 1 25	35	13
Earliest Scarlet Forcing	1 25	35	13
Felton's Improved White Box	1 40	40	13
Chartier	65	22	8
Early Scarlet Globe Short Top	1 10	30	8
Round Red Turnip	50	15	6
Round White Turnip	50	15	6
Scarlet Turnip, white tipped	60	18	6
Rose, Olive-shaped	50	15	6
New French Breakfast	55	15	6
Long Scarlet Short Top	50	15	6
Long White Naples	60	18	6
White Strasburg	55	15	6

**RADISH, Winter.**

Chinese Rose	70	22	8
Black Spanish Turnip	45	15	6
Long Black Spanish	50	15	6
California Mammoth White	90	25	8

**RHUBARB OR PIE PLANT.**

Choice Seed	1 50	45	13
-------------	------	----	----

**RHUBARB ROOTS, 15c. each, \$1.25 per doz.**

**SALSIFY OR VEGETABLE OYSTER.**

Long White	1 15	38	13
New Mammoth Sandwich Island	1 90	58	18

**SPINACH.**

Prickly or Winter	25	10	6
Round or Summer	20	10	6
Viroflay	20	10	6
Norfolk Savoy Leaf (Bloomsdale)	25	10	6

**SQUASH, Summer.**

Early Bush Crookneck	70	20	6
Early Bush Scallop	70	20	6

**SQUASH, Winter.**

Pike's Peak or Sibley	1 15	35	13
Hubbard	70	20	6
Marblehead	70	20	6
Perfect Gem	70	20	6
Boston Marrow	70	20	6
American Turbin	70	20	6
Essex Hybrid	70	20	6
Prolific Marrow	80	25	8

**TOMATO.**

Potomac	\$	1 40
Early Ruby, per pkt. 15c.		
Ignotum	2 00	60
General Grant	2 30	68
Livingston's Perfection	2 30	68
Livingston's Favorite	2 30	68
Paragon	2 30	68
Hathaway's Excelsior	2 55	72
Improved Trophy	2 30	68
Acme	2 30	68
Optimus	2 40	72
Mikado, or Turner's Hybrid	2 65	75
Livingston's Beauty	3 15	83
Dwarf Champion	3 90	1 20
New Peach		48
Golden Queen	1 10	38
Red Cherry (for pickling)	95	28
Yellow Plum, per pkt. 5c.		
Ground Cherry, or Husk Tomato		23

**TURNIP.**

Early White Flat Dutch	40	15	6
Early Yellow Stone	40	15	6
Yellow Aberdeen	40	15	6
Purple Top Strap Leaf	40	15	6
Golden Ball or Orange Jelly	40	15	6
Jersey Navet	55	18	6

**RUTA BAGA.**

White Sweet or French	40	15	6
Imperial Purple Top	40	15	6
King of the Swedes	40	15	6
Skirving's Purple Top	40	15	6

**WOODEN POT PECS.**

¾ inches long, painted	\$ 25	100	500
By mail, postpaid	8	15	70
	8	25	1 20

**GARDEN STAKES.**

12 inches long, 1½ inches wide, painted	30	90	3 50
15 " " 1½ " "	35	1 25	5 00

**GARDEN LINE.**

Best American Hemp, 60 ft., 25c.; 120 ft., 45c.; 180 ft., 70c.		
By mail, prepaid, .60 ft., 35c.; 120 ft., 65c.; 180 ft., 95c.		

**WHITE HELLEBORE POWDER.**

By express, 1 lb. 35c., 1 lbs. \$1.00.	
By mail, prepaid, ¼ lb. 20c., 1 lb. 50c., 3 lbs. \$1.45.	

# GRASS AND CLOVER SEEDS.

In growing hay for market there is no grass more profitable than timothy. This is because it is well-known and commands the highest price. But for home use we should grow a mixture of grasses and clover. This subject is beginning to attract attention and we are safe in recommending a trial of all the following varieties:

At the prices annexed we send these grasses and clover seeds *prepaid by mail*, to any address in the United States and Canada. (For Prices by Freight or Express, see below.)

**Alfalfa, or Lucerne**—(*Medicago sativa*.) Where it does well, Alfalfa produces an enormous quantity of nutritious food. The roots go a great depth in search of water. It is well worthy of trial, especially where red clover fails. Sow about 10 lbs. per acre as early in the spring as you do clover. By mail, prepaid,  $\frac{1}{4}$  lb. 10c., 1 lb. 30c., 3 lbs. 80c. For prices by express, not prepaid, see below.

**Alsike Clover**—(*Trifolium hybridum*.) This clover is grown extensively in this section. On our own farm we always sow a little of it in connection with the ordinary red clover and grass seeds. On low land it will grow where red clover does not flourish. Seed very small and 5 or 6 lbs. is enough for an acre; or sow say 5 lbs. red clover and 3 or 4 lbs. Alsike. By mail, prepaid,  $\frac{1}{4}$  lb. 10c., 1 lb. 30c., 3 lbs. 80c.

**Medium Red Clover**—(*Trifolium pratense*.) Where it does well, this is the best of all clovers. By mail,  $\frac{1}{4}$  lb. 8c., 1 lb. 25c., 3 lbs. 60c.

**Mammoth Red Clover**—Later and larger than the medium clover.  $\frac{1}{4}$  lb. 8c., 1 lb. 25c., 3 lbs. 60c.

**White Clover**—(*Trifolium repens*.) For pasture, in connection with clover and grass, sow 4 lbs. per acre. It is surprising that it is not more generally sown in this country. By mail,  $\frac{1}{4}$  lb. 15c., 1 lb. 40c., 3 lbs. \$1.00.

**English Perennial Rye Grass**—(*Lolium perenne*.) One of the most popular and valuable grasses grown in England. Blooms earlier than timothy, grows about 30 inches high. The seed weighs 24 lbs. per bushel. Per  $\frac{1}{4}$  lb. 8c., 1 lb. 20c., 3 lbs. 50c.

**Italian Rye Grass**—Where it will stand the winter this is a most profitable grass, affording an "early bite" and yielding a great quantity of nutritious food. Try it.  $\frac{1}{4}$  lb. 8c., 1 lb. 20c., 3 lbs. 50c.

**Kentucky Blue Grass**—(*Poa pratensis*.) A well-known and valuable pasture grass, especially on limestone land. Sow 2 to 3 bushels per acre. (14 lbs. per bushel.)  $\frac{1}{4}$  lb. 12c., 1 lb. 40c., 3 lbs. \$1.00.

**Red Top**—(*Agrostis vulgaris*.) Especially adapted for low wet land. Blooms the first week in July. (14 lbs. per bushel.)  $\frac{1}{4}$  lb. 8c., 1 lb. 20c., 3 lbs. 50c.

**Orchard Grass**—(*Dactylis Glomerata*.) Nigorous and immensely productive. Blooms in this section about the 8th of June, grows about 3½ feet high. (14 lbs. per bushel.)  $\frac{1}{4}$  lb. 10c., 1 lb. 25c., 3 lbs. 60c.

**Timothy**—(*Phleum pratense*.) The most popular of all grasses for hay. Blooms the last of June. (45 lbs. per bushel.)  $\frac{1}{4}$  lb. 6c., 1 lb. 20c., 3 lbs. 50c.

**Meadow Fescue**—(*Festuca pratensis*.) Prof. Sanborn of the Missouri Agricultural College, as the result of his experiments regarding this grass as the best for hay, growing 48 inches high, with more leaves than timothy and less coarse stems. Blooms a few days earlier than timothy. This is one of the varieties in Harris' Grass mixture.  $\frac{1}{4}$  lb. 10c., 1 lb. 35c., 3 lbs. \$1.00.

**Meadow Foxtail**—(*Alopecurus pratensis*.) The true Meadow Foxtail is a very early, vigorous and nutritious grass for pasture, and well worthy of general introduction. Seed light (7 lbs. per bushel) and costly. It is in Harris' Grass Mixture.  $\frac{1}{4}$  lb. 15c., 1 lb. 45c., 3 lbs. \$1.20.

**Tall Meadow Oat Grass**—(*Avena elatior*.) A splendid pasture grass, very early, nutritious and luxuriant. (10 lbs. per bushel.) One of Harris' Grass Mixture varieties.  $\frac{1}{4}$  lb. 10c., 1 lb. 35c., 3 lbs. \$1.00.

**Sweet Scented Vernal Grass**—(*Anthoxanthum Odoratum*.) An early and remarkably fragrant grass, exceedingly valuable for pasture. (Bushel, 10 lbs.) Our seed is the TRUE PERENNIAL, and is in our grass mixture.  $\frac{1}{4}$  lb. 30c., 1 lb. \$1.00, 3 lbs. \$2.50.

**Hungarian Grass or Millet**—(48 lbs. per bushel.) Sown on rich, moist land about the last of June, at the rate of one bushel per acre, it afforded an immense crop of hay in September, and leaves the land remarkably clean.  $\frac{1}{4}$  lb. 6c., 1 lb. 15c., 3 lbs. 40c.

## Harris' Lawn Grass Seed.

Our lawn grass mixture is prepared with the greatest care. It is composed of the best grasses and we sell it at extremely low rates. Sow as early as the ground can be got into condition, one quart to the square rod or five bushels to the acre. On old lawns that need re-invigorating sow a pint of seed to the square rod, just as the frost is going out of the surface soil, and if you sow at the same time or shortly afterwards 3 lbs. of superphosphate and 5 lbs. nitrate of soda to the square rod you will probably have as handsome a lawn as can be desired. These fertilizers have a wonderful effect on the color and luxuriance of the grass.

**Harris' Lawn Grass Mixture**—By mail, prepaid,  $\frac{1}{2}$  lb. (quart) 22c., 1 lb. (2 quarts) 40c., or any greater quantity at the same rate, 40c. per lb. By express, not prepaid, see prices below.

## Harris' Grass Seed Mixture

FOR HAY OR PERMANENT PASTURE.

For hay and permanent pasture combined Harris' Grass mixture will be found unsurpassed. It consists of Orchard Grass, English and Italian Rye Grass, Meadow Fescue, Meadow Foxtail, Tall Meadow Oat Grass, True Perennial Sweet scented Vernal Grass, Kentucky Blue Grass and Red Top. This mixture can be sown in the spring or autumn, with or without grain. If sown alone, sow 5 bushels per acre; if with grain, 3 bushels. Our own plan is to sow in the spring, in addition to the above, on low mucky land two quarts White Clover and two quarts Alsike Clover per acre, and on upland one quart White Clover, one quart Alsike, and four quarts Medium Red Clover per acre, and three bushels of Harris' Grass Mixture.

**Harris' Grass Seed Mixture**—By mail, 35c., per lb., 3 lbs. \$1.00. By freight or express, pk. 85c., bu. \$3.25; no charge for bags.

### GRASS SEEDS, BY EXPRESS OR FREIGHT.

	Qt.	Pk.	Bu.
Harris' Lawn Grass Seed	\$ 15	\$1 00	\$ 30
Red Top	08	45	1 30
Kentucky Blue Grass	15	1 00	3 50
White Clover	65	3 75	12 00
Alsike	40	2 50	9 00
Alfalfa or Lucerne	50	3 00	10 00
Orchard Grass	12	70	2 20
Red Clover, medium	35	2 00	6 50
Red Clover, Mammoth	35	2 00	6 75
Timothy	15	90	2 75
Hungarian Grass or Millet	10	50	1 50
English Perennial Rye Grass	10	50	1 75
Italian Rye Grass	10	55	1 80
Meadow Fescue	18	25	4 35
Sweet Scented Vernal Grass	50	3 00	10 00
Meadow Foxtail	15	100	1 00
Tall Meadow Oat Grass	11	75	2 75
Harris' Grass Mixture	15	34	3 25



# PLANT DEPARTMENT.

## Strawberries, Raspberries, Blackberries, Currants, Gooseberries, Dewberries, Grape Vines, Roses, Etc.

Sent prepaid by mail to any address in the United States or Canada.

**O**WING to the reduction in postage there is no longer any necessity of paying tree peddlers such extravagant prices. Send your orders direct. Our Fast Mail and Express trains will carry a package of plants a thousand or fifteen hundred miles before a box of trees sent by freight leaves the depot.

Recollect that *we* pay the postage, and the plants reach you free of all charge. Order early. The plants will be sent as soon as we are able to fork them up in the spring.

Below we give a few of the many kind letters we have received in regard to our plants:


John A. Otterson, Berlin, Mass., writes:—"The plants and seeds I ordered of you arrived in the finest kind of shape. The plants did not even need to be put in water. They were as fresh and nice as could be, and I am proud of them. I do not believe in praising anything too highly, but your plants *cannot* be praised too highly."

Mary J. Chapin, of Lapeer County, Mich., writes:—"The plants received all right. They are extra fine ones."

David M. Avery, New Canaan, Conn., writes:—"Plants arrived in good order. I am much pleased with them."

Peter E. Palen, Sullivan County, N. Y., writes:—"The plants came all correct, and they are very fine ones."

### Strawberries.



MANCHESTER STRAWBERRY.

a foot apart in the row. If the ground is dry be specially careful to spread out the roots and press the fine soil firm around them. This is easily done with the foot.

#### Best Varieties of Strawberries.

The varieties which do best with us are the following, and we can recommend them with the greatest confidence:

Those marked (P) are pistillate sorts, and are capable of bearing enormous crops, but need a staminate variety like Wilson, Cumberland Triumph or Sharpless, to fertilize them.

**Bubach** (No. 5) (P)—This variety has given universal satisfaction. The berry is very large, averaging  $1\frac{1}{2}$  inches in diameter and of good quality. The plants grow vigorously and are very productive, medium early. The large size and handsome appearance of the fruit make it a valuable market variety. Doz. 25c., 50 60c., 100 \$1.00.

**Haverland** (P)—Fully as early as the Crescent and much larger. Fruit conical in shape, bright red, of fine form, large, very even in size and of excellent quality. Plants perfectly hardy, vigorous and very productive. An excellent variety either for home use or for market. Doz. 25c., 50 60c., 100 \$1.00.

Strawberry plants can be sent cheaply and safely by mail.

As soon as the Strawberries arrive take them out of the package; dip the roots in water, and if the land is not ready put the plants in the cellar. Take the moss from the package, wet it and put it around the roots.

Set out the plants in rows  $2\frac{1}{2}$  to 3 feet apart, and


**Cloud** (P)—An early, productive berry of good quality.

This variety originated as a seedling in Louisiana, but has proved perfectly hardy in the north. The berries are of good size, dark red and very firm, and will stand transportation well. One of the very best early varieties. Doz. 25c., 50 60c., 100 \$1.00.

**Wilson**—New candidates by the hundred have come and gone, but the Wilson holds its own. Taking it all in all it has few equals and no superior. It is enormously productive, berries large, deep crimson, firm, and, when well grown on dry soil, thoroughly ripe, of high quality. For canning there is no Strawberry equal to it. Good strong plants. Doz. 25c., 50 45c., 100 75c.

**Manchester** (P)—One of the best late varieties. Fruit uniformly of large size, handsome, firm and of excellent quality. Plants are very vigorous and bear enormous crops. Doz. 25c., 50 50c., 100 85c.

**Cumberland Triumph**—Sometimes called "Jumbo." Berry remarkably large and round, light scarlet. A good berry for home use and for near markets. Doz. 25c., 50 50c., 100 85c.



CUMBERLAND TRIUMPH.

**Crescent (P)**—Very early, Immensely productive. Fruit bright scarlet, good size and fair quality. Doz. 25c., 50 45c., 100 75c.

**Sharpless**—A remarkably large and handsome berry; color light red with a bright shining surface; flesh firm, sweet and of fine flavor. A vigorous grower and productive. Doz. 25c., 50 30c., 100 85c.

**Russell's Prolific**—We have grown this variety for twenty-six years. It is rather too soft for distant markets, though it proves profitable with us for a near market. Vines luxuriant and productive. Earlier than Manchester; large, handsome fruit of excellent quality. Doz. 25c., 50 60c., 100 \$1.00.

**Jessie**—Where it does well, this variety is a valuable one, but needs high culture. Berries large and regular; not very firm, but of good quality. Doz. 25c., 50 60c., 100 \$1.00.

## Raspberries.

Set out in rows four or five feet apart and three feet apart in the row. Spread out the roots horizontally, and, especially in the case of *black raspberries*, do not set them too deep. Two or three inches of fine soil pressed down firm with the foot is all that is needed. By putting two plants in a hill you have a double chance of avoiding missing hills or gaps.

### Best Varieties of Red Raspberries.



CUTHBERT RASPBERRY.

**CUTHBERT, or Queen of the Market**—With us the most satisfactory variety is the Cuthbert. It is a remarkably vigorous grower, very hardy and enormously productive. Berries extra large, sometimes three inches in circumference, remarkably *firm* and of excellent quality; conical in shape, of a rich crimson color, and, taking it all in all, it will be probably some time before we get a better raspberry. The Cuthbert raspberry, if well taken care of, is a good paying crop; in fact one of the most profitable of all the small fruits. Price, prepaid by mail, ½ doz. 25c., doz. 35c., 50 85c., 100 \$1.50.

**MARLBORO**—One of the largest and best *early* raspberries, hardy and productive. The berries are bright scarlet and very attractive; quality good. ½ doz. 35c., doz. 40c., 50 \$1.00, 100 \$1.75.

**Shaffer's Colossal**—Supposed to be a cross between a Black Cap and a Red Raspberry. The berries are very large, soft and fine flavored. Color very dark red; plant perfectly hardy, a vigorous grower and very productive. An excellent variety for canning. 10c. each, ½ doz. 30c., doz. 50c., 50 \$1.50.

## Black Raspberries, or Black Caps.

**GREGG**—With us the largest and best of all varieties of Black Raspberries is the Gregg. Hardy, a remarkably vigorous grower, immensely productive and of unsurpassed quality. A great favorite with the evaporating establishments. Highly profitable for market. Good plants, prepaid by mail, ½ doz. 25c., doz. 35c., 50 \$1.00, 100 \$1.75.



GREGG BLACK RASPBERRY.

**MAMMOTH CLUSTER**—A standard variety. Hardy; immensely productive; fruit of the highest quality. ½ doz. 25c., doz. 35c., 50 \$1.00, 100 \$1.75.

**OHIO**—A decidedly hardy and vigorous variety, remarkably productive, with fruit as large as Mammoth Cluster and nearly as large as the Gregg. ½ doz. 25c., doz. 35c., 50 \$1.00, 100 \$1.75.

## Blackberries.

Plant in rows six feet apart and three feet apart in the rows.

**KITTATINNY**—With us this is the best blackberry we have yet tried. Canes very vigorous, entirely hardy and exceedingly productive. Fruit of the largest size, specimens measuring 1½ inches long, firm, sweet, rich flavor, juicy and of the highest quality. Good plants, prepaid by mail, ½ doz. 30c., doz. 50c., 25 75c., 50 \$1.25, 100 \$2.00.

**LAWTON**—A well known variety. Canes not as hardy as the Kittatinny. Fruit large and when ripe, sweet, juicy and of the highest quality. ½ doz. 30c., doz. 50c., 25 75c., 50 \$1.25, 100 \$2.00.

**WILCOX'S EARLY**—One of the earliest blackberries, but the canes are too tender to stand our winters without protection. South of Philadelphia it is the best and most profitable of all blackberries. Fruit very large. Good plants 10c. each, doz. 60c., 25 \$1.00, 50 \$1.50, 100 \$2.50.



**LUCRETIA DEWBERRY**—A trailing blackberry; ripens a week to ten days earlier than other blackberries. Fruit very large, soft, juicy and of fine flavor. A vigorous grower and perfectly hardy. The fruit is perhaps too soft for market, but fine for home use. Good plants 10c. each, doz. \$1.00, 25 \$1.75, 50 \$3.00, 100 \$5.50.

## Currants.

The Currant is very easily grown and adapts itself to any kind of soil, but at the same time no plant responds more quickly and generously to high cultivation. We grow several acres of them, planted in rows six feet wide and about three feet apart in the rows, and find a ready sale for the fruit at profitable prices.

To destroy the caterpillars or "currant worms," dust white hellebore powder on the leaves the moment any of them appear. Wait a few days and if any of the worms are found repeat the dressing. Do not be afraid to use it freely and often. It will make all the difference between a good yield of large fruit and a crop so poor and small as not to be worth picking.

### BEST VARIETIES OF CURRANTS.

More currants are needed for making jelly than for all other purposes combined. For this purpose there is nothing to be gained by growing the large varieties, such as Cherry or Fay. What you gain in size you lose in productiveness. And the canning establishments, and any one who has had experience in making jelly, will pay no more per pound for Cherry Currants than for Red Dutch. Grocers and other dealers in fruit, however, usually pay about a cent per pound more for large Cherry Currants than for the smaller varieties. Whatever variety you plant there is much to be gained in every direction by growing large fruit. Of the same variety, a bunch from a well cultivated, highly manured and properly pruned currant bush will weigh at least twice as much as a bunch from a neglected bush growing in grass and weeds. It is as much work to pick the small bunch as the large one, and the buyers will pay more *per pound* for the large one. In fact, if the market is well supplied with good fruit, it is difficult to dispose of the poor fruit at any price.

**Red Dutch**—This is the standard variety. Larger than the common Red Currant and not so acid. It is immensely productive, and if the bushes receive good cultivation and plenty of manure, the bunches are long and well filled out and the fruit of good size, good color and high quality. For jelly there is no better variety. Good, one-year-old plants, prepaid by mail, 10c. each, ½ doz. 45c., doz. 75c.

**Victoria**—Closely resembles the Red Dutch, but later, and, on rich land, a little larger. Bush somewhat spreading; shoots unusually strong. A productive and profitable variety. Good plants, 10c. each, ½ doz. 45c., doz. 75c.

**Cherry**—The largest and most popular currant. Bushes not as hardy as Red Dutch. Needs the best of soil and culture. When it does well, the most profitable of all varieties of currants. Good plants, 10c. each, ½ doz. 45c., doz. 75c.

**Versailleise**—Nearly as large as the Cherry Currant and more productive. Needs good cultivation and rich land. Bunches long, fruit deep red and of good quality. Good plants, 10c. each, ½ doz. 45c., doz. 75c.

**White Grape**—Fruit white, bunches not as long as Red Dutch, but the fruit is of good size, remarkably handsome and of the highest quality. Best variety for the table. It also makes beautiful and delicately flavored jelly. This fact, however, is not generally known and hence there is only a limited demand for White Currants. They are used principally for the table. Good plants, 10c. each, ½ doz. 45c., doz. 75c.

**Fay's Prolific**—A much talked of and highly praised variety. Fruit about the size of the Cherry Currant, but with larger bunches. One-year-old plants 25c. each, ½ doz. \$1.00, doz. \$1.75.



FAY'S PROLIFIC.

**Black Naples**—The best variety of Black Currants. A vigorous grower; fruit very large, sometimes nearly ¾ inch in diameter. There is quite a demand for Black Currants and their cultivation is highly profitable. They are not attacked by the currant worm. Good plants, 10c. each, ½ doz. 45c., doz. 75c.

## Gooseberries.

Gooseberries, especially the large English varieties, require the richest of rich land or very heavy manuring. The bushes should be thoroughly pruned every year and the land kept entirely free from weeds. Plant four feet apart each way (2,722 to the acre.)

### BEST ENGLISH VARIETIES.

To succeed in growing the large English varieties of Gooseberries we must have deep, rich, well-drained soil. Give them plenty of room and plenty of sun. It is a mistaken notion that they require partial shade. In addition to rich land give the bushes a liberal dressing of hen manure, or two tablespoonfuls each of superphosphate and nitrate of soda to each bush early in the spring, and when the bushes are growing freely scatter another tablespoonful of nitrate of soda on the soil around each bush.



CROWN BOB GOOSEBERRY.

1/2 doz. \$1.75, doz. \$3.00.

**Whitesmith**—The standard English *Green* Gooseberry. Very productive in good land. Fruit very large and of the highest quality. Good plants 30c. each, 1/2 doz. \$1.00, doz. \$2.50.



INDUSTRY GOOSEBERRY.

**BEST AMERICAN VARIETIES.**

**Downing**—The largest and best of the American varieties. Fruit large and of excellent quality. Bush a vigorous grower and seldom affected by mildew. Good plants by mail 15c. each, 1/2 doz. 75c., doz. \$1.25.

**Smith's Seedling**—With good cultivation, a vigorous grower and immensely productive. Fruit large, pale yellow and of superior quality. Good plants. 15c. each, 1/2 doz. 75c., doz. \$1.25.

**Houghton**—The standard variety. Enormously productive. Free from mildew. Fruit medium size, pale red, sweet and good. No garden should be without it. Good plants. 10c. each, 1/2 doz. 50c., doz. 90c.

**Crown Bob** The standard English *Red* Gooseberry. Fruit very large and of the highest quality. With good cultivation and high manuring enormously productive. Good plants. Prepaid by mail, 30c. each, 1/2 doz. \$1.40, doz. \$2.50

**Industry**—This variety is supposed to be less affected by mildew than any other English variety, and is well worth trying on this account. It is a *red* Gooseberry; fruit large and of excellent quality. 35c. each,

**Grape Vines.**

Everyone who has any land at all should set out a few Grape Vines. The Grape is very easily grown and is one of our most delicious fruits. After the vines are once started they last for a great many years, and are little trouble to take care of. We have had large crops from a vine which runs wild over an apple tree.

Send for a few vines. They will come postpaid by mail. Set them out and in a few years you will be enjoying their delicious fruit.

We have great pleasure in offering the following varieties of grapes to our customers. They are the kinds we would plant ourselves.

At the following prices we will send good **two-year-old** vines, prepaid by mail, to any address in the United States or Canada. If there are any of our customers who are without good Grapes, we hope they will not delay setting out a few vines this spring.

Recollect, the vines we offer are not small, **one-year-olds**, such as are usually sent by mail, but good **two-year-old** vines that will grow and give good satisfaction.

**Delaware**—Light red; one of the most delicious and high flavored grapes. No one should be without it. Price, prepaid by mail, 25c. each, 1/2 doz. \$1.25, doz. \$2.00.

**Brighton**—Red; a magnificent grape; large, handsome, and nearly if not quite equal in flavor to the Delaware and far larger. Vines vigorous and hardy and very productive. We can confidently recommend it. 25c. each, 1/2 doz. \$1.25, doz. \$2.00.

**Salem**—Red; a superb Grape; one of the best of Rogers' seedlings; large and of the very best quality; vines hardy, vigorous and productive; early, ripening with Concord and fully as large. 25c. each, 1/2 doz. \$1.25, doz. \$2.00.

**Concord**—Black; the best known and most popular of all Grapes; early, hardy, a vigorous grower and enormously productive. Fruit very large, handsome and of good quality; does well in nearly all sections. 20c. each, 1/2 doz. \$1.00, doz. \$1.75.

**Worden**—A magnificent and delicious grape, very similar to Concord, but earlier and larger and equally hardy and prolific and of far better quality. It is so rich and full that, in shipping, the thin skin sometimes cracks. This is its only fault. For home use it is perfect. Do not fail to plant it. Strong two-year-old plants 25c. each, 1/2 doz. \$1.25, doz. \$2.25.

**Moore's Early**—Black; of all the early Grapes this is the largest and best; vines hardy and productive. 25c. each, 1/2 doz. \$1.25, doz. \$2.25.

**Niagara**—White; one of the best known and most popular of white grapes; large, compact bunch; berry round, large and uniform; sweet, juicy, and when fully ripe, of delicious flavor; vines hardy and immensely productive. 25c. each, 1/2 doz. \$1.25, doz. \$2.25.

**Moore's Diamond**—White; new; the best and most promising of all varieties of white grapes. It is a fine native grape—a cross between Concord and local. In size it is as large as Concord, with few seeds and of fine quality. Good two-year-old vines, prepaid by mail, 25c. each, one-year-old vines 40c. each.

*We have received so many letters from customers, complimenting us on our method of packing plants, that it is quite evident that plants can be sent long distances by mail with perfect safety.*

*Mr. W. K. Irvin, of Colfax Co., New Mexico, writes: "The five packages of plants came by mail yesterday. They were wonderfully well packed, and came through all right."*

*Customers in California and Oregon also write to the same effect.*



# ROSES.

In selecting a bed for Roses do not choose a site shaded by trees or buildings, as the Rose loves sunshine and plenty of air. The best soil for roses is a well drained clayey loam, but any soil will do if thoroughly enriched with well-rotted barn-yard manure or bone dust or superphosphate, and a top-dressing of four or five pounds of nitrate of soda to the square rod is sown broadcast early each spring.

In preparing the bed dig it carefully to a depth of twelve or fifteen inches and work in well-rotted manure. After the Roses are planted an occasional application of weak manure water, or a tablespoonful of nitrate of soda to a pail of water will greatly stimulate their growth and increase the size and brilliancy of the flowers.

Although a great many Roses are hardy none will suffer from a slight protection in winter. The easiest way to protect Roses in winter is to peg the branches down to the ground and then cover them with dead leaves, and keep the leaves in place by a few boards or evergreen boughs.

## Roses by Mail or Express, Charges Prepaid.

Before the reduction of postage, it was not an easy matter to pack Roses to be sent by mail, without using so much moss and wrapping that the postage cost more than the plants. All that is now changed, and we can use sufficient moss to ensure their safe delivery to almost any postoffice in the United States or Canada.

The Roses usually sent by mail are young plants grown in small pots. Now that the postage is reduced, however, we find that large dormant plants can be sent by mail. It is necessary to prune the long shoots and branches, but not more than they ought to be pruned in any case before setting out. We particularly recommend them to our customers. Our young plants from two and one-half inch pots are far superior to the cheap plants usually offered by mail.

## Best Varieties of Hardy Hybrid Perpetual Roses.



LA REINE ROSE.

- Anne de Diesbach**—Bright carmine, an exquisite color; flowers very large, fragrant and well shaped.
- Augusta Mie**—Clear pink, large and fine.
- Barronne Prevost**—Bright rose color, a very vigorous grower. Flowers very large, full and fragrant; perfectly hardy.
- Belle of Normandy**—Silvery rose color, very large and full. A beautiful Rose.
- Baron Maynard**—Pure white; blossoms all summer. Flowers medium size; very graceful.
- Coquette des Alpes**—White, tinged with pink, similar to Baron Maynard, but the flowers are a little larger.
- Climbing Jules Margotten**—Bright rose color; very strong grower.
- General Jacqueminot**—Flowers brilliant crimson, large and very fragrant, a strong grower and perfectly hardy. On the whole the very best and most popular Red Rose.
- General Washington**—Vivid crimson; large and very double. When well grown, one of the most beautiful Roses.
- La Reine**—A beautiful pink Rose; flowers large and very double.
- Countess de Serenye**—A beautiful flesh colored Rose; very double.
- Magna Charta**—A fine, large Rose of an exquisite shade of pink; very fragrant.
- Prince Camille de Rohan**—One of the darkest of all red Roses; petals have a beautiful velvety texture; very fragrant.



GENERAL JACQUEMINOT ROSE.

**PAUL NEYRON**—Dark rose color; flowers enormous in size, of fine form and very double. One of the finest of the perfectly hardy, vigorous growing Roses.

**PRICE OF THE ABOVE HYBRID PERPETUAL ROSES.**—Large, strong, dormant plants, prepaid by mail or express, 40c. each., ½ doz. \$2.00, doz. \$3.75. Young plants from 2½ inch pots, 20c. each, ½ doz. \$1.00, doz. \$1.85. We would particularly recommend our customers to order not less than half a dozen plants. Single plants cannot be packed as securely as half a dozen or more in the same bundle.

We also particularly recommend our dormant plants. They can be safely sent by mail or express and will bloom freely the first season. They do not require so much care as green plants, which should be shaded and watered until they get a good start. Set out a dozen dormant plants and you will have a fine lot of roses with very little care or trouble. Young green plants, from pots, should not be set out until the weather is warm, so we do not commence to send them out until the latter part of April. If other plants are ordered with young roses, we will send the other plants first and roses when it is time to set them out.

## Hybrid Perpetual Roses, OF OUR OWN SELECTION, AT GREATLY REDUCED PRICES.

If the selection is left to us we will send good, strong, dormant plants of Hybrid Perpetual Roses, of the VERY BEST varieties, prepaid by mail, for 35c. each, ½ doz. \$1.60, doz. \$2.80.

**Young Plants,** 2½ inch pots, ½ doz. 85c., doz. \$1.50, 2 doz. \$2.50, or any greater quantity at ten cents each.



LA FRANCE ROSE.

**La France**—(Hybrid Tea)—Beautiful silvery pink; the MOST FRAGRANT of all the Roses. The plant has a little Tea blood in its veins, and consequently it requires some protection in winter, but it will repay the little extra care it needs, and no Rose bed is complete without

it. Price, prepaid by mail, plants from five inch pots, 40c. each, doz. \$4.00. Plants from 2½ inch pots, 25c. each, doz. \$2.00. Dormant plants 50c. each.

## Moss Roses.

These charming Roses are perfectly hardy, and no garden should be without them. The following are among the best varieties:

**Perpetual White**—Pure white, a good bloomer, very fine as a bud.

**Salet**—Pale rose, a good bloomer, the best of its color.

**Princess Adelaide**—Rose color, blooms in clusters, one of the very best.

**PRICE OF Moss Roses,** sent prepaid by mail to any address in the United States or Canada, strong two-year-old plants from open ground 50c. each, ½ doz. \$2.50, doz. \$4.00. Young plants, from 2½ inch pots, 20c. each, ½ doz. \$1.00, doz. \$1.75.

## Climbing Roses.

No country or suburban house should be without Climbing Roses. The following varieties are perfectly hardy, of rapid, vigorous growth, and profuse bloomers.



CLIMBING ROSES.

**Baltimore Belle**—Pale blush, almost white, very handsome, and every way desirable.

**Gem of the Prairie**—Bright red, blotched with white, quite double, a free bloomer and a first-class climber.

**Queen of the Prairie**—Bright pink, the most rapid grower of any of the climbers.

Price of strong, dormant plants, prepaid by mail, 40c. each, ½ doz. \$2.00, doz. \$3.75. Young plants 20c. each, ½ doz. \$1.00, doz. \$1.75.



## Monthly Roses.

*Tea, Bourbon and Noisette.*

In this class are found some of the most beautiful Roses. They can be successfully grown out of doors only when they receive the best of care. They must be thoroughly protected in winter, as a few degrees of frost is fatal. When they are given the requisite care they are the most satisfactory Roses grown, as they will blossom from the beginning to the end of summer without intermission. In addition to plenty of manure they should have a liberal dressing of nitrate of soda and superphosphate, say a small handful of each to a square yard of ground. The Roses blossom as they grow and need an abundant supply of available plant food. Not a weed should be suffered to occupy the ground. Heavy manuring, with clean cultivation, is the great secret of success.

**Catharine Mermet**—(Tea)—Very delicate pink. The most beautiful rose of its color; large, globular, and very fragrant.

**Duchess of Edinburgh**—(Hybrid Tea)—Rich crimson, especially handsome as a bud. A free bloomer.

**Cloire de Dijon**—(Tea)—Cream color, shading to pink, very large and handsome.

**Hermosa**—(Bourbon)—Beautiful pale rose color, double, fine form and a profuse bloomer.



NIPHETOS.

**Niphetos**—Pure white with a slight tinge of pink in the center. The buds are long and exquisitely beautiful. A constant bloomer and a vigorous grower. (*See Cut.*)

**Perle des Jardins**—(Tea)—Similar to Marechal Niel, not quite so large but blooms more freely.

**William Francis Bennett**—(Hybrid Tea)—Beautiful bright crimson in color, resembling General Jacqueminot. Very fragrant and a profuse bloomer.

**Souvenir de la Malmaison**—Pale blush or flesh color. A beautiful rose of large size and fine form.

**Marechal Neil**—(Noisette)—A wonderfully beautiful rose of immense size; color clear golden yellow, very fragrant. The best rose of its color.



MARECHAL NEIL ROSE.

**PRICE**—Strong plants of any of the above varieties, that will bloom soon after setting out, 40c. each, ½ doz. \$2.00, doz. \$3.50. Young plants 20c. each, ½ doz. \$1.00, doz. \$1.85.

## Polyantha Roses.

A new class of great value for bedding purposes, as they form a mass of bloom. They are of dwarf habit, and the flowers are produced in numerous clusters, each flower being one inch to one and one-half inches in diameter. The clusters produce from 25 to 100 flowers each. The Polyantha Roses with a slight protection are hardy in this latitude. We have some fine plants.

**Little White Pet**—

Very light pink, almost white. Flowers double and very beautiful. Blooms

in the greatest profusion. Large strong plants 40c. each, ½ doz. \$2.00, doz. \$3.50. Young plants 20c. each, ½ doz. \$1.00, doz. \$1.75.



POLYANTHA ROSE—LITTLE WHITE PET.

## New Roses of Great Merit.

Sent prepaid at prices annexed.

**American Beauty**—(Hardy)—A magnificent Rose. Flowers very large and double and having the delicious fragrance of the Damask Rose. Color, a brilliant rose, shading to carmine at the center. The most constant bloomer of all the Hardy Roses. This is one of the most popular Roses. The flowers often selling for \$1.00 each in the New York market. Good strong plants 50c. each. Young plants 25c. each.



AMERICAN BEAUTY ROSE.

**Clothilde Soupert**—(Tender)—A beautiful new Rose. Flowers very large and full. The buds are pink, but when fully out, the outer edge of the flowers are white, shading to a beautiful deep pink in the center. A free bloomer; plants flower when very young. Large, strong plants 50c. each. Young plants 30c. each.

**Puritan**—(Hardy)—A seedling from Mabel Morrison. When perfect it is the finest hardy white Rose, but it demands high culture. 5 inch pots 75c., 2½ inch pots 40c.

**Papa Contier**—(Tea)—A splendid Everblooming Tea Rose for out-door culture. One side of the petals is rose shaded with yellow, while the other side is bright crimson. Flowers large, semi-double and fragrant. Especially beautiful in the buds which are large, long and of fine form. A very vigorous grower and free bloomer. Large strong plants 40c. each. Young plants 25c. each.

## Tuberoses.

The Tuberose is one of our most beautiful summer flowering bulbs. The flowers are borne on long spikes and are very sweet scented. A single plant will fill a room with its delicious fragrance.

Start the bulbs in March or April in pots or boxes in the house, and set out the plants as soon as the weather becomes warm.

**Double Pearl Tuberose**—The best variety; grows about 20 inches high; flowers large and double and borne in great abundance. *Most deliciously fragrant.* We have an extra fine lot of bulbs and will send them prepaid by mail at the following low rates: 8c. each, 4 for 25c., doz. 60c., 50 \$2.25. By express, not prepaid, 25 \$1.00, 50 \$1.75, 100 \$3.00, 200 \$5.00.



DOUBLE PEARL TUBEROSE.

## Clematis.

The Clematis is by far the most beautiful of all climbers. They should be planted so as to run over a porch or side of a house or any trellis work. They grow very rapidly and flower profusely through the summer and fall, the vines being one mass of bloom almost their entire length, presenting a most beautiful sight. The plants are *perfectly hardy* and will grow in any good soil.

**Clematis Jackmanni**—The finest variety; very large flowers of a beautiful violet purple color; produced in the greatest profusion. Large, strong plants prepaid by mail, \$1.00 each. Good plants 75c. each.

**Imperatrice**—The finest white Clematis; flowers large and produced in the greatest abundance. Large plants \$1.00 each.

## Boston Ivy.

*Ampelopsis Veitchei.*

The best vine for covering the sides of houses or buildings. It will cling to a smooth brick wall without any wires or fastenings. The leaves overlap each other, thus forming a dense mass which completely covers the wall. The leaves are small and bright green in the summer, but change to a vivid scarlet in the fall and hang on very late. Perfectly hardy and a rapid grower. Strong plants, prepaid by mail, 30c. each.

## WHOLESALE PRICE LIST OF PLANTS.

At the prices given below we pack the plants and deliver them to Express Company or Freight Depot without extra charge, but we do not pay the Express or Freight Charges.

### STRAWBERRIES.

	Per 100.	Per 1000.
Bubach, (No. 5) P.....	\$ 75	\$ 5 00
Haverland, P.....	80	6 00
Cloud.....	80	6 00
Crescent, P.....	50	4 00
Wilson.....	50	4 00
Manchester.....	60	5 00
Sharpless.....	60	5 00
Cumberland Triumph.....	60	5 00

### RASPBERRIES.

Cuthbert, (Red).....	1 00	8 00
Marlboro, (Red).....	1 25	10 00
Shaffer's Colossal, (Dark red).....	1 75	15 00
Cregg, (Black).....	1 25	9 00
Mammoth Cluster, (Black).....	1 35	10 00
Ohio, (Black).....	1 35	10 00

### BLACKBERRIES.

Kittatiny.....	1 50	12 00
Lawton.....	1 50	12 00
Wilson's Early.....	2 00	15 00
Lucretia Dewberry.....	5 00	.....

### COOSEBERRIES. Per doz. Per 100.

Crown Bob.....	2 25	20 00
Industry.....	2 75	25 00
Whitesmith.....	2 25	20 00
Downing.....	1 00	7 00
Smith's Seedling.....	1 00	7 00
Houghton.....	70	5 00

### CURRENTS.

	Per doz.	Per 100.
Red Dutch.....	50	3 50
Victoria.....	50	3 50
Cherry.....	50	3 50
Versailles.....	50	3 50
White Grape.....	50	3 50
Fay's Prolific.....	1 50	12 00
Black Naples.....	50	3 50

### GRAPES, Two-year-old Vines.

Delaware.....	1 80	10 00
Brighton.....	1 80	12 00
Salem.....	1 80	12 00
Concord.....	1 25	8 00
Worden.....	2 00	12 00
Moore's Early.....	2 00	12 00
Niagara.....	2 00	12 00
Moore's Diamond, 2 years old, 70c. each.		
" " 1 year old, 35c. each.		

### ROSES.

**Hybrid Perpetuals**—Large strong 2-year-old plants, of varieties named in this Catalogue..... 3 25  
 Our selection of varieties, each labeled... 2 50  
**Climbing Roses**..... 3 25

### TUBEROSES.

<b>Double Pearl</b> —Fine large bulbs.....	50	3 00
--	----	------





## TESTIMONIALS.



Mr. M. E. HALL, Greene Co., Iowa, writes:—The seeds purchased of you last year gave me better satisfaction than any I have ever purchased before, and I have bought of our most prominent seedsmen, and this in spite of the most trying season for gardening I have experienced for many years. I attribute the satisfaction to the two facts that your catalogue gave a correct and intelligible description of the flower or vegetable mentioned, and that a large per cent of the seeds germinated and proved to be as represented and described in the catalogue.

Mr. RICHARD BRANSON, Onondaga Co., N. Y., writes:—The Harris Short Stem Cabbage was very good last season. Lots of them weighed twenty-two to twenty-five pounds each, trimmed off to white heart, white as snow, ready for the pot.

Mr. S. R. ELDER, Beaver Co., Pa., purchased fifteen pound of squash seed of different varieties, from us last year, and now writes:—I must say that the squash seed I got of you last spring, was the best I ever planted. Of all the varieties planted every seed grew and sent up strong healthy plants.

Mr. ENOCH LORD, Barren Co., Wis., writes:—I tried the much lauded "Northern Grown" Seeds last year, but am glad to come back to the old reliable Moreton Farm products this year. THEY never fail.

Mr. WILL E. TOWN, Cattaraugus Co., N. Y., writes:—I was so well pleased with your seeds last year that I send you another order. The Chartier Radish beat anything I ever saw.

Mrs. BERT BOYLAN, Erie Co., Pa., writes:—Your seeds were splendid. We had the best garden in the county.

Mr. E. E. BICKEL, Venango Co., Pa., writes:—This is my thirteenth year sending seed clubs to your farm, and have found all my customers satisfied.

C. K. SCHMELTYER, Washington Co., Oregon, writes:—John wishes me to tell you that his celery did finely last year. The Harris Short Stem Cabbage grew so large that there was not room in the patch, so they busted. His Kohl Rabi took first premium at the Fair, and so did his Silver Skin Onions, consequently they want more seeds.

One of our customers from Walpole, Mass., writes us:—The Eclipse Beets were a success. They furnished us with sweet tender food, and do now, surpassing all other varieties we have tried. We pull and boil them now (Sept. 16th.) of the first planting, and they are tender, although some are as large as a teakettle. The Imperial Purple Top Ruta Bagas are doing finely, surpassing other kinds grown beside them. So you see I shall appeal to you again later, for next season's seed. I think all seeds received from you were pure and true to name. Please accept thanks for your fair dealing.

Mr. ALBERT S. LOOMIS, Rutland Co., Vt., writes:—I sent for some seed from you this spring, and forty-five hours from the time the letter left my railroad station the seeds were back at the station. I call that *double quick*. *The seeds grew well too.*

E. W. BASSETT, Windham Co., Ct., writes:—Your seeds were all right last year. I have had seeds of you for nine years, I think, and am well pleased with your dealing with your customers.

Mrs. W. H. STEVENS, Bradford Co., Pa., writes:—The Nichols Medium Green Cucumber was all that could be asked for, being the nicest cucumber in every respect that we ever raised. The Scarlet Invincible Sweet Pea was beautiful, being one mass of blossoms from the time they commenced blossoming until very late. We are well pleased with your seeds, and you may expect an order again in the spring.

Mr. G. C. YORK, Madison Co., N. Y., writes:—The seeds purchased from you last year were O. K., as usual. Radishes better, larger, and three week's earlier than a neighbor's seed from ———, at fifteen cents a packet. You will hear from me again.

PHEBE A. BECKER, Columbia Co., N. Y., writes:—I send as usual an order for seeds, which it is a pleasure for me to collect from neighbors, as your seeds give good satisfaction. I have only to say I am getting up an order for seeds and they respond readily. The Asters you sent last year were beauties indeed, and were much admired; also, the Sanvitalia.

ROBERT HAYNES, Chippewa Co., Mich., writes:—I have now been getting seeds from you six years and have always had good satisfaction. The Ox-heart Carrot was the best I had. They grow large and are a first rate carrot. I can recommend them as one of the best.

Mr. R. S. DEWITT, Glenn Co., Ga., writes:—I have to report that all the seeds I got of you came up beautifully although we have been afflicted with a severe drought. I am well pleased with your liberality and reliability.

THOMAS H. WALLACE, Union Co., Iowa, writes:—The seeds I received last year were true to name and gave excellent results.

Rev. E. A. LADOW, Whiteman Co., Wash., writes:—Last year I tested your seeds with seeds from other houses, and must say yours were decidedly the best.

LESLIE P. CURTIS, Madison Co., N. Y., writes:—Your seeds give full satisfaction, and you have my thanks for your promptness.

E. J. LOWELL, Grafton Co., N. H., writes:—I have no trouble in getting orders for seeds of you. Every one that used them last year wants more this year; they all say they are splendid.

A. J. HERSEY, Oxford Co., Me., writes:—Your Deacon Lettuce beats every other kind; every one says so. The Stratagem is the best Pea I ever raised. I find your seeds reliable; have had them for several years; am always satisfied with them.

Mrs. O. F. HOFSTATTER, Huron Co., O., writes:—We are gathering our cabbage, beets and turnips, and they are awfully nice. We have cabbage weighing fifteen pounds, and they are as handsome as the pictures in your book.

J. K. BRINTYENHOFF, Berks Co., Pa., writes:—We use nothing but your seeds, and will continue to use them because they always carry out what is said about or asked for them.

# Fertilizers for the Farm, Garden and Orchard.

## Nitrate of Soda and Superphosphate.

### GREAT REDUCTION IN THE PRICE OF NITRATE OF SODA.

When we were in England in 1879, Nitrate of Soda was extensively used as a top-dressing for wheat, sown broadcast in the spring, and also, in connection with Superphosphate, as a fertilizer for barley, mangel wurzels and other crops. At that time Nitrate of Soda was almost unknown in this country. And in fact, while we are paying over \$30,000,000 a year for fertilizers, it is safe to say that even now Nitrate of Soda is essentially unknown. The agricultural papers say little or nothing about it, and yet it is admitted that Nitrate of Soda is to-day far the cheapest and best source of that most costly ingredient of plant-food, nitrogen.

**THE PRICE OF NITRATE OF SODA IS LESS THAN HALF WHAT IT WAS IN 1879.** Farm produce is advancing. It is a good time to use Nitrate of Soda.

In Europe, where the great value of Nitrate of Soda is well known, the demand is steadily increasing. In 1880, the total shipments from the deposits in South America were 1,649,828 bags; in 1885, 2,210,250 bags, and in 1890, 4,284,825 bags. The bags hold about 300 pounds each. Does it not seem strange that while such an enormous quantity of this valuable fertilizer is used in Europe, it is practically unknown in the United States?

#### Nitrate of Soda as a Top-Dressing for Winter Wheat

At the present price of Wheat and Nitrate of Soda it will pay well, especially if Phosphates were used in the fall, to top-dress winter wheat with 100 lbs. to 150 lbs. of Nitrate of Soda sown broadcast on the wheat in the spring as soon as the frost is out of the ground.

**FOR SPRING WHEAT, BARLEY AND OATS,** drill in with the seed or sow broadcast and work in with a harrow or cultivator, 150 lbs. of Superphosphate and 150 lbs. of Nitrate of Soda per acre.

#### Nitrate of Soda and Superphosphate in the Garden.

Great as are the advantages of using these fertilizers on farm crops there are still greater advantages and profits to be obtained from their use in the garden. This is largely due to the fact that the produce from an acre of garden or orchard or small fruits largely exceeds in value the produce of ordinary farm crops. We believe it would pay to sow 500 lbs. each of Nitrate of Soda and Superphosphate per acre on the whole garden. Sow broadcast early in the spring on the lawn, flower beds, roses, small fruits, orchard and garden.

#### Nitrate of Soda for Early Crops.

We find Nitrate of Soda especially valuable for all early crops. This is true not only of Early Cabbages, Cauliflowers, Onions, Asparagus, &c., but also of Strawberries, Peaches, and all Vegetables, Flowers and Fruits, that commence their growth before the soil is warm enough to permit the nitrification of common manure or of the organic matter in the soil. This is one of the most important agricultural and horticultural discoveries that has been made in many years. The profits of using Nitrate of Soda for early crops are sometimes astonishing.

#### Where Nitrate of Soda is Obtained.

Nitrate of Soda is found in vast beds, extending for hundreds of miles, in the rainless region on the west coast of South America.

The principal shipping point is Iqueque in Chili. It is shipped in bags holding about 300 pounds. During its long journey round Cape Horn the bags are more or less

torn, and before it can be safely sent out here it is necessary to place the original bag of nitrate in another bag. It is important to bear this fact in mind, for dealers often quote nitrate in single bags, and then, necessarily, charge extra for rebagging.

We get our Nitrate of Soda from the original importers and have made arrangements to have it shipped direct from New York, and thus save the expense of freight from New York to Rochester. Our customers get the benefit of this.

We guarantee our Nitrate of Soda to be of the very highest quality. It contains from 95 to 97 per cent of pure Nitrate, and we guarantee it to contain from 15 to 16 per cent of Nitrogen, equal to 18 to 20 per cent of Ammonia.

Furthermore, when ordered in bags of 300 pounds, we ship in double bags, so that there will be no loss.

When ordered in smaller quantities we send it from here in new bags, and it is sifted and ready for use.

#### How to apply Nitrate of Soda and Superphosphate.

1st. Run the Nitrate of Soda through a sieve. Break the lumps that are sifted out till they will go through the sieve. They are easily broken.

2d. Sow the Nitrate broadcast all over the surface of the land, early in the spring.

3d. In nearly every case it is desirable to use Superphosphate as well as Nitrate of Soda. They can be sown separately or mixed together as most convenient.

4th. **IN THE GARDEN,** a good plan is to sow broadcast early in the spring, 500 lbs. of Superphosphate, and 500 lbs. of Nitrate of Soda per acre, or say a handful of the mixture to each square yard, over the whole surface of the land. Sow it on the lawn, orchard, deciduous and evergreen trees, shrubs, roses, flower beds, vegetable garden, strawberries, grapes, raspberries, blackberries, currants, gooseberries, and on all land that is to be sown or planted the coming season. It is the best of all substitutes for stable manure, but if you wish to use manure as well do so. So far as our experience goes, if we had to dispense with either we should give up the manure rather than the Nitrate and Superphosphate.

**FOR CORN OR POTATOES,** planted in hills, prepare the land, mark it out both ways and then scatter a small handful of equal parts of Nitrate and Superphosphate on not less than a square foot of land, where the corn or potatoes are to be planted, and work it into the soil so that it will not injure the seed. It will usually be found highly profitable on potatoes.

**FOR GRASS OR HAY,** sow a mixture of 200 lbs. each, of Nitrate and Superphosphate broadcast, early in the spring.

**FOR BEETS, MANCEL WURZELS, ONIONS, CARROTS, PARSNIPS, RADISHES, SALSIFY, CABBAGES, CAULIFLOWERS, KOHL RABI, CUCUMBERS, RUTA BACAS, MELONS, SQUASHES, TOMATOES, Etc.,** the safest plan is to sow broadcast, 400 pounds each of Nitrate of Soda and Superphosphate before sowing the seed or setting out the plants, and work them into the soil. It is not necessary to work in the Nitrate as the first rain will carry it into the soil, but Superphosphate is not so readily carried to the roots of plants.

**FOR CELERY,** in the seed bed, sow a handful of a mixture of equal parts Nitrate and Superphosphate on each square yard at the time of sowing the seed, as soon as the frost is out of the ground; and if you have reason



to think any of the Nitrate has been washed out of the soil sow some more Nitrate when the plants are started, say a tablespoonful to the square yard. Sow it during a heavy rain and there is no danger of its hurting the leaves. But do not sow during dry weather, especially when the leaves are wet with dew, as the Nitrate will be dissolved by the dew and form a strong solution that may hurt the leaves.

**FOR CELERY IN TRENCHES OR ROWS,** Nitrate of Soda and Superphosphate will be found of great value. Our own plan is to mark out the rows four feet apart and sow a handful of equal parts Nitrate and Superphosphate to each two steps, say  $1\frac{1}{2}$  yards of row. Run a narrow horse hoe along the row, up and down, two or three times till the soil is fine, mellow and moist, and the fertilizer is well mixed with the soil.

**FOR ASPARACUS,** sow broadcast early in the spring a handful to a square yard, or 1,000 lbs. per acre, of a mixture of equal parts Nitrate and Superphosphate.

**FOR PLANTS IN THE GREEN HOUSE, HOT-BED, OR BOXES IN THE HOUSE,** the better plan will be to use the Nitrate of Soda in solution. We have never injured any plants with the solution, but it is necessary to be cautious. If used too strong, both the Nitrate and Superphosphate will injure the foliage and probably the roots. A teaspoonful of Nitrate to a gallon of water is strong enough and is entirely safe.

Superphosphate will not entirely dissolve in water. The way we use it is to mix it with the soil used for potting the plants, &c., say a tablespoonful to a bushel of soil. If this has not been done, stir a tablespoonful of Superphosphate into a two gallon watering can. Take off the rose and pour about a tablespoonful of the solution on to a five inch pot, or, in about that proportion, on the surface of boxes of tomatoes and other plants. As far as possible, and as a matter of precaution, avoid getting it on the leaves of the plants.

Should you accidentally get on too much, either of nitrate or superphosphate, the remedy is to saturate or more than saturate the soil with clear water.

As to how often it is desirable to repeat the dose must be determined by the growth of the plants, heat, sunshine, etc. Nitrate of Soda, or in other words rich land, is to some extent a substitute for heat and moisture, but not for sunshine. The more sunshine, the more Nitrate you can use. It is here where the judgment and experience of

the gardener come into play. Nitrate of Soda is an available fertilizer, ready to his hand to be used at any time, and in such quantities as his plants can appropriate. He will find it well worth all the time and thought he can give it. The cost of the Nitrate is absolutely nothing in comparison to the wonderful results that follow its judicious use.

## Price of Nitrate of Soda.

Nitrate of Soda is lower at this time than ever before known. Just as we go to press, however, there is a report of political disturbances in South America that may cause trouble and lead to a sharp advance. We sell Nitrate for the benefit of our customers and we are sure they will not wish us to lose money by it.

It is an unbusinesslike thing to say, but it is nevertheless true, that we offer Nitrate of Soda for sale more for the purpose of introducing it than for any profit there is in the business. It is an article that every one can buy and sell. There is no monopoly, any more than there is in selling plaster or wheat, and no one is sufficiently interested to make any special effort to sell it. In these circumstances, therefore, we sell it at the lowest possible price, with the distinct understanding that should the price advance to a point at which we cannot fill orders without loss we shall be allowed to return the money. At the present time we will fill orders at the following low rates:

1 bag, containing 10 pounds.....	\$ 50
1 " " " 25 " .....	1.20
1 " " " 50 " .....	1.75
1 " " " 100 " .....	3.50
1 " " " 300 " .....	8.75
3 bags, " " " 300 " each.....	25.00

**For larger quantities, write for special prices.**

Money must in all cases accompany the order.

## Price of Superphosphate.

1 bag, containing 10 pounds.....	\$ 35
1 " " " 20 " .....	65
1 " " " 50 " .....	1.25
1 " " " 100 " .....	2.00
1 " " " 200 " .....	3.25
10 bags " " " 200 " each.....	25.00

No charge for bags or cartage. Order early and have the fertilizers go by freight. When several tons are wanted write for special prices.

# GARDEN AND FARM IMPLEMENTS.

We will send any of the tools given below well boxed and delivered at Freight Depot or Express Office, at prices named. But we do not pay Freight or Express charges.

## The "Planet Jr." Seed Drill No. 2.

We have used this drill for a number of years with perfect satisfaction. It sows all kinds of seeds very evenly, not excepting Parsnip and Salsify which are very difficult seeds to sow. The drill can be easily and quickly regulated to sow at any thickness or depth. Holds 2 quarts. It makes its own row, drops the seed and covers it and marks out the next row all at one passage. It is the best drill we have ever used. Manufacturers' list price \$9.00. OUR PRICE \$7.50.

## The "Planet Jr." Eleven Tooth Harrow, Cultivator and Pulverizer Combined.

We have long felt the need of a fine tooth cultivator something after the plan of the old French Horse Hoe, that would stir up the earth and kill small weeds without covering the young plants. This Eleven Tooth Harrow Cultivator is just what we want. It has the new improved lever adjusters and is made of solid steel. It also has a pulverizer attachment which leaves the ground level and fine. The teeth may be turned back so as to act like a smoothing Harrow. The Pulverizer can be reduced to any width by taking off the outside teeth, and is controlled by a lever which can be operated by the foot while in motion. We think this implement will give great satisfaction. Weight packed, 60 lbs. Price complete, \$9.50. Without Pulverizer, \$7.50.



*From*.....

**JOSEPH HARRIS CO.,**

**MORETON FARM,**


**Monroe Co.**

**N. Y.**





## The "Planet Jr." Combined Drill, Wheel Hoe, Cultivator, Rake and Plow.



The drill is the same as the Planet Jr. No. 2, except that it holds only one quart, which is, in the majority of cases, all that is needed.

After you have finished sowing, the machine is easily converted into a hand cultivator. It is supplied with a pair of rakes, a pair of long hoes, three reversible cultivator teeth and a garden plow. As a Rake it is invaluable in preparing the garden for planting, and also for delicate after cultivation of the crop, and for covering the seeds, etc.

As a Hoe it works safely and closely both sides of the row at once when plants are small; between rows when plants are large, working all rows up to 16 inches wide at one passage. As a Plow it opens furrows, covers them, hills, plows to and from, etc. As a Cultivator it is admirably adapted to deep mellowing of the soil. All the blades are tempered and

polished steel. Retail price \$12. Our Price Boxed, including all Attachments, \$10.

## The "Planet Jr." Double Wheel Hoe, Cultivator, Rake and Plow Combined.

This is a very convenient tool for weeding Onions, Carrots, Parsnips, Beets, Mangels, etc. It has the following attachments:

- 1 pair of Curved Point Hoes,
- 1 " " Rakes,
- 1 " " Plows,

- 1 pair of Four-Inch Sweeps,
- 1 " " Cultivator Teeth,
- 1 " " Detachable Leaf Guards.

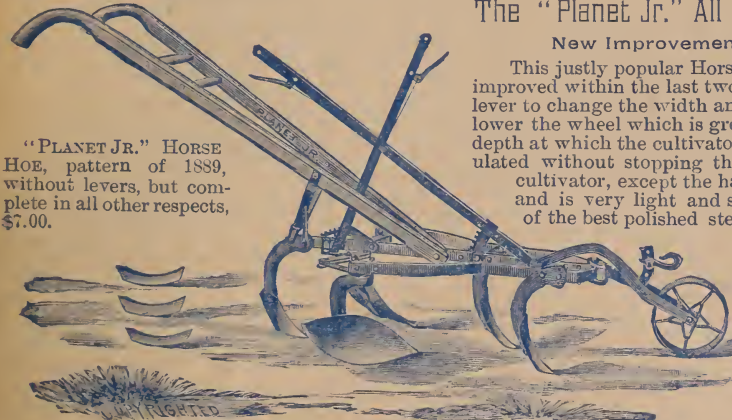
It can be worked on both sides of the row at once, even when the plants are quite large. The attachments are about the same as for the Combined Drill, etc., given above, but the frame is much lighter and of better form. Weight packed, 35 lbs. List price, \$8.00. Our price with all attachments complete, \$7.00.

## The "Planet Jr." All Steel Horse Hoe.

New Improvements for 1891.

This justly popular Horse Hoe has been greatly improved within the last two years, and now has a lever to change the width and another to raise and lower the wheel which is great convenience as the depth at which the cultivator is running can be regulated without stopping the horse. The whole cultivator, except the handles, is made of steel and is very light and strong. The blades are of the best polished steel and are reversible.

Our price, with all the teeth and wheel, complete, \$9.00.



"PLANET JR." HORSE HOE, pattern of 1889, without levers, but complete in all other respects, \$7.00.

"PLANET JR." HORSE HOE FOR 1891.

The "Planet Jr." Horse Hoe, pattern of 1890, with lever to regulate width, but without the lever to raise and lower the wheel, \$8.00 complete.

## ECLIPSE SPRINKLER, for Applying Paris Green or other Poisons.

The Eclipse Sprinkler is a can, as shown in the illustration, having a valve at the bottom connected by a rod to a ring under the handle. When this ring is pulled up it opens the valve and sends a spray over the plant, and when the ring is let go it flies back and the spray is instantly stopped. A man can work with one in each hand and do double the work that can be done with a common watering can or broom, and waste less poison. There is a SIFTER ATTACHMENT by which plaster, flour, etc., can be applied to potato vines, squash, melons, cucumbers and other plants by giving a quick turn while held over the plant.

It works remarkably well, and any desired quantity can be applied by adjusting the sifter attachment. It is the best thing we have yet tried for the purpose.

Price, with sifter attachment, all complete, \$1.50 each, or two for \$2.85. Price, without sifter attachment, \$1.30 each, or two for \$2.50. Boxed and delivered at express office without extra charge. Purchaser to pay express or freight. Address,



**JOSEPH HARRIS CO., MORETON FARM, N. Y.**





NEW DWARF FRENCH CANNAS.

(For description see page 38.)