

府縣別人口千人ニ對

第二十三表 Table No XXIII

Rates of Policies in Force per

Table with 10 columns: Order No., Supervisory Institutes & Prefectures, Inhabitants, Number, Rates per 1,000 Inhabitants, Premiums, Rates per 1,000 Inhabitants, Sums Insured, Rates per 1,000 Inhabitants, Order No. Includes regional groupings like Tokyo, Kansai, and various prefectures.

備考 本表中人口ハ内閣統計局發表ニ係ル昭和十年十月一日現在國勢調査人口ト昭和十一年十月一日現在推計人口トノ二分ノ一ヲ掲ケタリ、但 Notes- The population used in the above calculation is one-half of the sum of the two figures, viz., the number of inhabitants estimated at the first day of October 1935; the population in the parts other than Japan proper, however, is subject to the investigation and Formosa, as at the first day of October 1935, and Saghalien, as at the end of December 1935.

スル現在契約割合

1,000 Inhabitants by Prefectures.

昭和十年度末現在 As at the End of March, 1936.

Table with 10 columns: Order No., Supervisory Institutes & Prefectures, Inhabitants, Number, Rates per 1,000 Inhabitants, Premiums, Rates per 1,000 Inhabitants, Sums Insured, Rates per 1,000 Inhabitants, Order No. Includes regional groupings like Kanto, Kansai, and various prefectures.

南洋、關東州及滿洲附屬地及臺灣ハ昭和十年十月一日國勢調査人口、樺太ハ昭和十年十二月末日現在所管官廳調査ノ人口ニ依リ、 As at the first day of October 1936 by the Government Bureau of Statistics and the number of inhabitants obtained in the census-taking held made at various dates by their respective Governments; namely, South Seas, Kwantung Province and Attached Zone of South Manchurian Railway,

收支計算累年比較表

(簡易生命保險特別會計)

第二十四表 Comparison of Revenue Accounts for the Last Five Years.
Table No. XXIV. (Special Account for the Post Office Life Insurance Business.)

年度別 種別 Classification	收入 Income				
	昭和十年度 1935-6	昭和九年度 1934-5	昭和八年度 1933-4	昭和七年度 1932-3	昭和六年度 1931-2
前年度末積立金 Insurance Fund at the End of the Previous Fiscal Year.	1,006,138,063.997	881,076,864.408	759,896,198.761	657,957,972.249	561,589,540.199
收入保險料 Premiums Received.	213,417,544.780	196,418,042.890	178,544,590.620	162,849,316.970	152,057,508.790
運用收入 Interests.	48,627,055.183	42,462,694.089	40,857,909.077	35,580,400.342	29,998,238.265
雑收入 Others.	639,573.255	708,088.410	1,112,728.320	563,578.120	536,880.695
計 Total.	1,268,822,237.215	1,120,665,689.797	980,411,426.778	856,951,267.681	744,182,167.949
年度別 種別 Classification	支出 Outgoes				
	昭和十年度 1935-6	昭和九年度 1934-5	昭和八年度 1933-4	昭和七年度 1932-3	昭和六年度 1931-2
事業費 Business Expenses.	33,144,667.250	29,948,517.490	28,238,980.080	25,991,856.550	24,736,751.210
支拂保險金 Claims.	65,086,832.310	54,867,277.030	41,877,482.000	35,346,562.190	27,803,096.340
還付金 Surrender Values and Refund of Premiums in Case of Contracts of Long Duration.	28,402,602.750	29,105,602.780	28,042,222.830	35,291,111.070	33,572,920.060
新營費 Expenditure for Building of the Offices.	9,481.150	606,228.500	1,175,877.460	425,539.110	111,429.190
年度末積立金 Insurance Fund at the End of the Present Fiscal Year.	1,142,178,453.755	1,006,138,063.997	881,076,864.408	759,896,198.761	657,957,971.129
計 Total.	1,268,822,237.215	1,120,665,689.797	980,411,426.778	856,951,267.681	744,182,167.949

備考 収入欄中昭和七年度積立金 657,957,972.249 中 1.12 大正十年度所屬雑收入ノ未拂込ニ係ルモノニシテ昭和八年度ニ於テ拂込ヲ了シタルモ便宜計上スルモノトス。

Note:- ※ The amount includes 1 yen 12 sen; though this sum belonged to the account "Miscellaneous Receipts" for the fiscal year 1921-2, it has been added to the account for the fiscal year 1932-3 in which it was settled.

積立金運用状況

第二十五表
Table No. XXV.

General Condition of Investment of the Insurance Fund.

昭和十年度末現在
As at the End of March, 1936.

種別 Kind of Investment	金額 Amount
公共貸付額 Loans for Public Welfare Enterprises.	245,184,128.220
地方債證券放資額 Local Public Bonds.	344,633,569.570
帝國政府公債證券放資額 National Bonds.	161,422,150.155
其ノ他ノ有價證券放資額 Other Securities.	115,678,221.430
保險契約者ニ對スル貸付額 Loans on Policies.	120,798,612.325
預金部預金額 Deposit at the Deposit Section of Treasury.	13,128,503.347
短期放資 Short Term Loans.	3,812,278.950
現金 Cash.	1,480,600.000
計 Total.	1,008,138,063.997

備考 一、昭和十年度末積立金總額ハ 1,142,178,453.755 円ナルモ右ノ同年收支決算ノ關係上昭和十一年五月末ニ於テ始メ積立金トシテ運用シ得ルニ至ルモノナルヲ以テ本表ニハ便宜昭和九年度末積立金ニ依リ之ヲ計上セリ。

二、本表中「公共貸付額」ノ大部分ハ地方自治團體ニ對スル貸付ナリ。

Note:- 1. The total amount of the fund at the end of the present fiscal year, i.e., the year ending at 31 March 1936, is 1,142,178,453 yen 75 sen 5 rin which sum, however, does not appear in the above table; the reason is that as the settlement of the account of the Treasury is usually completed in May of next fiscal year, the amount that should be availed as investment up to the end of the present fiscal year is applied with that at the end of the preceding fiscal year.

2. The most part of the above mentioned Loans for Public Welfare Enterprises is advanced on loan to the Local Self-Governments.

第二十六表
Table No. XXVI

積立金各年度末
Condition of Loans
Seven Fiscal Years,

順序 No. of Order	年度別 Fiscal Year	貸付種別 Classification							順序 No. of Order
		昭和十年度末現在 At the End of 1935-6	昭和九年度末現在 At the End of 1934-5	昭和八年度末現在 At the End of 1933-4	昭和七年度末現在 At the End of 1932-3	昭和六年度末現在 At the End of 1931-2	昭和五年度末現在 At the End of 1930-1	昭和四年度末現在 At the End of 1929-30	
		円 Yen	円 Yen	円 Yen	円 Yen	円 Yen	円 Yen	円 Yen	
1	共同宿泊所 Loans for Establishment of Free Lodging Houses.	392,887.570	409,656.620	538,941.200	571,561.370	599,583.990	624,952.370	643,201.990	1
2	簡易食堂 Loans for Establishment of Popular Restaurants.	—	32,607.830	128,414.720	133,667.550	141,247.930	147,581.760	157,664.290	2
3	小賣市場 Loans for Establishment of Retail Markets.	4,826,354.830	4,734,121.060	5,031,142.720	5,312,179.830	5,190,857.940	5,428,214.020	5,546,761.390	3
4	卸賣市場 Loans for Establishment of Wholesale Markets.	65,229.070	194,800.000						
5	實費診療事業 Loans for Establishment of Dispensaries.	1,184,924.750	1,105,802.800	2,230,100.680	2,356,453.220	2,438,279.770	2,305,582.080	2,167,377.010	5
6	産院 Loans for Establishment of Maternity Hospitals.	210,292.420	228,152.060	242,554.290	248,308.990	252,183.570	255,880.690	243,966.380	6
7	公立結核療養所 Loans for Establishment of Public Sanatorium.	880,623.430	922,709.570	1,043,152.030	1,114,544.240	1,129,213.110	301,940.490	307,864.970	7
8	公設職業紹介所 Loans for Establishment of Labour Exchanges.	166,094.640	206,314.410	225,549.490	242,211.230	255,415.750	304,542.450	351,769.780	8
9	公設質屋 Loans for Public Pawnshop Funds.	1,055,682.130	1,231,909.510	1,582,612.490	1,650,922.850	1,614,742.500	1,507,060.490	1,237,916.490	9
10	公設託児所 Loans for Day Nurseries.	25,488.560	193,680.040	222,123.490	240,958.620	258,921.830	268,307.940	284,546.500	10
11	公益浴場 Loans for Establishment of Public Utility Bathing Houses.	48,449.420	101,759.600	90,983.760	101,029.640	95,226.660	101,262.920	114,565.220	11
12	授産及職業輔導事業 Loans for Giving Employment and Vocational Training Works.	4,454.980	5,597.770	6,687.630	7,727.000	8,718.220	9,663.520	10,565.030	12
13	自作農創設維持 Loans for Creation and Maintenance of Peasant Proprietorship.	138,838,315.000	124,294,492.520	110,788,262.840	97,407,642.300	85,068,173.310	72,993,015.310	57,800,931.520	13
14	地方改善地區整理 Loans for Local Districts Improvement and Boundary Adjustment Services.	1,082,015.820	1,852,774.870	1,943,123.260	1,594,312.060	1,624,908.430	603,056.750	449,987.130	14
15	就職旅費及日傭労働者賃立替資金 Loans for Travelling Expenses for Employment and Advances for Day-Labourers' Wages.	3,039.880	3,512.310	3,962.850	4,180.230	504,599.830	505,000.000	505,000.000	15
16	災害復舊小額生業資金 Loans for Petty Fund for means of Livelihood as for Relief and Restoration of those suffered from Disasters.	146,926.150	127,560.780	133,306.070	139,185.400	140,085.430	127,915.160	114,816.060	16
17	小口産業資金 Loans for Industries on Small Scale.	549,140.730	824,504.110	1,077,878.720	933,324.390	578,048.130	80,000.000	—	17

現在貸付状況
at each End of the Last
Specifying the Enterprises.

順序 No. of Order	年度別 Fiscal Year	貸付種別 Classification							順序 No. of Order
		昭和十年度末現在 At the End of 1935-6	昭和九年度末現在 At the End of 1934-5	昭和八年度末現在 At the End of 1933-4	昭和七年度末現在 At the End of 1932-3	昭和六年度末現在 At the End of 1931-2	昭和五年度末現在 At the End of 1930-1	昭和四年度末現在 At the End of 1929-30	
		円 Yen	円 Yen	円 Yen	円 Yen	円 Yen	円 Yen	円 Yen	
18	農業共同施設 Loans for Cooperative Undertaking of Agricultural Industry.	874,264.950	1,244,861.060	2,124,705.420	2,127,528.690	2,113,860.690	2,300,863.020	2,155,731.070	18
19	畜産共同施設 Loans for Cooperative Improvement and Promotion Works for Producing the Live-Stock.	82,026.770	46,365.530	36,021.250	42,433.490	27,900.000	—	—	19
20	林業共同施設 Loans for the Cooperative Measures of the Forestry Industry.	15,374.260	8,024.910	3,964.000	5,777.000	9,300.000	—	—	20
21	水産共同施設 Loans for Establishment of Cooperative Plants for Aquatic Industry.	1,552,720.930	1,792,821.500	1,525,936.820	1,339,670.190	1,219,121.890	1,180,489.460	1,149,912.790	21
22	商業共同施設 Loans for Services for Lowering Cost of Living.	324,536.660	332,280.750	18,014.710	23,296.640	24,336.330	4,514.090	4,683.710	22
23	工業共同施設 Loans for Cooperative Improvement and Promotion Works of Manufacturing Industry.	25,140.250	28,745.350	49,615.340	31,869.340	31,869.340	—	—	23
24	公設屠場 Loans for Establishment of Public Butcheries.	46,832.350	4,301.370	8,885.590	64,000.000	—	—	—	24
25	住宅 Loans for Supply of Public Dwelling Houses.	5,874,790.560	6,303,541.430	8,424,216.770	9,400,922.320	10,021,386.190	10,765,884.770	11,141,287.520	25
26	傳染病院 Loans for Establishment of Isolation Hospitals.	1,554,199.200	1,754,615.410	2,214,257.900	3,281,307.710	3,415,918.310	3,645,369.850	3,282,801.960	26
27	下水道 Loans for Construction of Sewage Works.	12,483,758.520	11,347,277.840	14,005,991.050	21,475,682.970	21,054,315.040	20,310,009.360	18,282,384.200	27
28	汚物掃除施設 Loans for Garbage Disposition Establishments.	366,162.980	446,484.470	613,968.300	1,477,950.740	1,321,747.880	1,215,470.260	1,154,530.400	28
29	公設火葬場 Loans for Establishment of Public Crematoria.	147,488.850	89,147.070	252,869.680	323,101.740	215,453.550	204,287.680	214,584.920	29
30	公營兒童保健施設 Loans for Children's Health Conservation Works on Public Management.	—	16,854.620	—	—	—	—	—	30
31	公營體育施設 Loans for Physical Training Facilities under Public Management.	30,642.180	20,765.590	22,752.450	—	—	—	—	31

第二十六表
Table No. XXVI

(續) 積立金各年度末
(Continued) Condition of Loans
Seven Fiscal Years,

順序 No. of Order	年度別 Fiscal Year	貸付種別 Classification	昭和十年度	昭和九年度	昭和八年度	昭和七年度	昭和六年度	昭和五年度	昭和四年度	順序 No. of Order
			末現在 At the End of 1935-6	末現在 At the End of 1934-5	末現在 At the End of 1933-4	末現在 At the End of 1932-3	末現在 At the End of 1931-2	末現在 At the End of 1930-1	末現在 At the End of 1929-30	
32	小 學 校	Loans for Building of Primary Schools.	18,185,338.270	13,914,558.000	20,959,879.420	37,203,367.570	40,517,262.390	46,258,882.300	46,548,860.380	32
33	青 年 學 校	Loans for Building of Young Men's Schools.	49,148.080	76,308.170	42,842.990	48,665.670	28,836.700	36,799.500	50,679.520	33
34	上 水 道	Loans for Service Water-Supply Works.	18,400,386.800	8,421,713.960	16,818,483.510	52,639,184.880	51,696,598.930	43,847,288.170	32,798,435.210	34
35	公 立 病 院	Loans for Establishment of Public Hospitals.	889,954.830	549,348.320	558,163.430	719,778.210	627,416.770	627,277.660	715,270.100	35
36	水 利 事 業	Loans for Water-Utilization Works.	91,747.610	101,016.960	124,932.070	115,886.030	181,347.090	130,661.930	83,800.000	36
37	公 設 防 火 設 備	Loans for Fire-Proof Equipment.	137,183.260	2,500.000	4,853.230	38,169.290	39,371.900	—	—	37
38	道 路	Loans for Construction of Public Roads.	3,351,162.720	1,628,290.470	1,155,563.840	1,976,512.640	788,343.590	1,180,939.900	722,124.420	38
39	農 村 電 氣 事 業	Loans for Electrification Works in the Agricultural Districts.	320,158.140	333,837.350	1,595,978.650	1,096,888.080	410,893.110	314,722.390	230,000.000	39
40	公 營 共 同 墓 地	Loans for General Cemeteries on Public Management.	50,000.000	50,000.000	—	—	—	—	—	40
41	河 川 改 修 事 業	Loans for Rivers Improvement Works.	208,573.850	72,733.820	139,804.640	422,041.300	231,500.000	—	—	41
42	港 灣 修 築 事 業	Loans for Harbour Improvement Works.	1,326,656.610	620,834.460	687,739.900	635,097.430	—	—	—	42

備 考 本表中昭和十年度末現在額(契約者貸付ヲ除ク)カ第一編第二十五表ノ公共貸付額ト物合セザルハ本表現在額ハ出納官吏ノ資金ヲ繰替ノ上ルニ至ラザルモ之ヲ控除シタル額ヲ計上セル爲ナリ。

Note: The total amount of the Loans given in the above table excepting the Loans on Policies, i. e., the total amount of the Loans for Public amount of 419,100 yen which is provisionally disbursed for loans by the Accounting Officials but not yet settled up with the Insurance

現在貸付状況
at each End of the Last
Specifying the Enterprises.

順序 No. of Order	年度別 Fiscal Year	貸付種別 Classification	昭和十年度	昭和九年度	昭和八年度	昭和七年度	昭和六年度	昭和五年度	昭和四年度	順序 No. of Order
			末現在 At the End of 1935-6	末現在 At the End of 1934-5	末現在 At the End of 1933-4	末現在 At the End of 1932-3	末現在 At the End of 1931-2	末現在 At the End of 1930-1	末現在 At the End of 1929-30	
43	耕 地 整 理 事 業	Loans for Readjustment Works of Arable Land.	658,703.060	122,369.630	79,506.780	85,217.370	243,853.170	355,995.390	511,428.430	43
44	市 町 村 廳 舎	Loans for Establishment of City, Town and Village Offices.	935,170.810	246,682.410	378,094.930	407,265.620	319,861.930	337,512.310	361,933.380	44
45	公 會 堂	Loans for Establishment of Public Halls.	24,417.300	12,818.520	18,413.610	15,887.000	20,540.390	24,905.430	—	45
46	三 等 郵 便 局 舎	Loans for Building 3rd. Class Post Offices.	76,145.320	79,864.750	90,487.440	87,358.750	91,443.330	91,309.630	94,941.910	46
47	府 縣 農 會 府 縣 水 産 會 及 商 工 會 議 所 事 務 所 用 建 物	Loans for the Building Prefectural Agricultural Associations, Fishery Associations, Chambers of Commerce and Industry.	107,663.790	54,400.000	—	—	—	—	—	47
48	公 立 中 等 學 校	Loans for Building Public Middle-Schools.	1,805,620.980	566,752.820	328,932.180	518,354.770	485,702.550	481,603.980	527,247.000	48
49	公 營 自 備 車 事 業	Loans for Public Traffic Works by Motor Cars.	2,506,700.000	—	—	59,711.840	63,359.310	70,000.000	—	49
50	其ノ他地方自治團體ノ各種公共事業	Loans for Various Public Welfare Enterprises of Local Self-Governments other than the Above.	21,199,390.230	206,300.000	40,000.000	—	—	—	—	50
51	計	Total.	243,181,989.300	188,988,372.400	197,815,871.940	247,721,138.200	238,101,746.780	218,948,763.080	190,067,870.880	51
52	契 約 者 貸 付	Loans on Policies.	120,798,612.325	107,977,889.215	97,525,839.855	85,452,269.035	67,871,574.805	50,046,822.185	32,791,654.725	52
53	合 計	Grand Total.	363,980,601.625	296,966,261.615	295,341,711.795	333,173,407.235	306,973,571.585	269,995,585.265	222,859,525.605	53

貸付済ノモノニシテ未ダ積立金ヲ以テ決済セザル金額 419,100.000 ヲ加算シ、又借主ヨリ拂込済ニ係ル償還金 2,421,258.920 ハ未ダ積立金ニ戻入ス

Welfare Enterprises does not coincide with the same of the preceding Table No. XXV; the reason is that, in the above table there is included the Fund, while there is excluded the amount of 2,421,258 yen 92 sen which is refunded by the debtors but not yet reimbursed into the Insurance Fund.

貸付事業別積

Loans Allotted to the Amount

第二十七表
Table No. XXVII

順序 No. of Order	貸付事業種別 Kind of Enterprise	昭和十年度 Fiscal Year 1935-6		昭和九年度 Fiscal Year 1934-5		昭和八年度 Fiscal Year 1933-4		順序 No. of Order
		申込額 Amt. applied for.	供給額 Amt. allotted to.	申込額 Amt. applied for.	供給額 Amt. allotted to.	申込額 Amt. applied for.	供給額 Amt. allotted to.	
		円 Yen	円 Yen	円 Yen	円 Yen	円 Yen	円 Yen	
1	共同宿泊所 Loans for Establishment of Free Lodging Houses.	—	—	—	—	—	—	1
2	簡易食堂 Loans for Establishment of Popular Restaurants.	—	—	5,000	5,000	—	—	2
3	小賣市場 Loans for Establishment of Retail Markets.	629,500	629,500	403,700	403,700	105,800	105,800	3
4	實費診療事業 Loans for Establishment of Dispensaries.	114,200	114,200	2,200	2,200	515,500	315,500	4
5	産院 Loans for Establishment of Maternity Hospitals.	—	—	—	—	—	—	5
6	公立結核療養所 Loans for Establishment of Public Sanatoriums.	90,000	90,000	—	—	42,000	42,000	6
7	公設職業紹介所 Loans for Establishment of Labour Exchanges.	—	—	—	—	3,300	3,300	7
8	公設質屋 Loans for Public Pawn Shop Funds.	28,000	28,000	66,700	60,700	81,800	69,900	8
9	公設託兒所 Loans for Day Nurseries.	—	—	—	—	—	—	9
10	公設浴場 Loans for Establishment of Public Utility Bathing Houses.	25,000	25,000	19,300	19,300	2,500	2,500	10
11	授産及職業輔導事業 Loans for Giving Employment and Vocational Training Works.	—	—	—	—	—	—	11
12	講保事業 Loans for Settlement Works.	—	—	—	—	—	—	12
13	自作農創設維持 Loans for Creation and Maintenance of Peasant Proprietorship.	22,780,000	15,000,000	23,167,000	15,230,000	24,631,400	15,240,000	13
14	地方改善地區整理 Loans for Local Districts Improvement and Boundary Adjustment Services.	900	900	307,500	307,500	545,800	545,800	14
15	就業旅費貸付及日傭労働者賃金立替貸付 Loans for Travelling Expenses for Employment and Advances for Day-Labourers' Wages.	3,000	3,000	—	—	—	—	15

立金需給状況

Applied for, Specifying the Enterprises.

順序 No. of Order	貸付事業種別 Kind of Enterprise	昭和十年度 Fiscal Year 1935-6		昭和九年度 Fiscal Year 1934-5		昭和八年度 Fiscal Year 1933-4		順序 No. of Order
		申込額 Amt. applied for.	供給額 Amt. allotted to.	申込額 Amt. applied for.	供給額 Amt. allotted to.	申込額 Amt. applied for.	供給額 Amt. allotted to.	
		円 Yen	円 Yen	円 Yen	円 Yen	円 Yen	円 Yen	
16	災害復舊小額生業資金 Loans for Petty Fund for Means of Livelihood for as Relief and Restoration of those Suffered from Disasters.	80,000	44,000	45,000	43,000	—	—	16
17	小口産業資金 Loans for Industries on Small Scale.	117,800	34,800	267,000	56,000	141,000	93,000	17
18	農業共同施設 Loans for Cooperative Undertaking of Agricultural Industry.	33,000	33,000	54,890	52,340	290,500	284,500	18
19	畜産共同施設 Loans for Cooperative Improvement and Promotion Works for Producing the Live-stock.	105,000	50,000	147,000	87,000	16,600	1,600	19
20	林業共同施設 Loans for Cooperative Forestry Works.	93,200	83,000	16,000	16,000	2,000	2,000	20
21	水産共同施設 Loans for Establishment of Cooperative Plants for Aquatic Industry.	161,400	114,400	640,300	491,700	91,300	85,000	21
22	商業共同施設 Loans for Services for Lowering Cost of Living.	—	—	—	—	315,000	315,000	22
23	工業共同施設 Loans for Cooperative Improvement and Promotion Works of Manufacturing Industry.	—	—	—	—	—	—	23
24	公設屠場 Loans for Establishment of Public Butcheries.	86,200	86,200	33,500	33,500	110,800	104,400	24
25	卸賣市場 Loans for Establishment of Wholesale Markets.	578,400	578,400	254,800	254,800	1,994,000	1,994,000	25
26	住宅 Loans for Supply of Public Dwelling Houses.	713,900	685,900	200,000	200,000	152,100	152,100	26
27	傳染病院 Loans for Establishment of Isolation Hospitals.	242,700	242,700	33,900	33,900	581,400	581,400	27
28	衛生試験所 Loans for Establishment of Hygienic Laboratories.	—	—	—	—	—	—	28
29	細菌検査所 Loans for Establishment of Microscopic Examination Offices.	—	—	—	—	—	—	29
30	下水水道 Loans for Construction of Sewage Works.	3,150,500	3,150,500	444,500	444,500	1,670,900	1,670,900	30

(續) 貸付事業別積

第二十七表
Table No XXVII

(Continued) Loans Allotted to the Amount

順序 No. of Order	貸付事業種別 Kinds of Enterprises	昭和十年度 Fiscal Year 1935-6		昭和九年度 Fiscal Year 1934-5		昭和八年度 Fiscal Year 1933-4		順序 No. of Order
		申込額 Amt. applied for.	供給額 Amt. allotted to.	申込額 Amt. applied for.	供給額 Amt. allotted to.	申込額 Amt. applied for.	供給額 Amt. allotted to.	
		円 Yen	円 Yen	円 Yen	円 Yen	円 Yen	円 Yen	
31	汚物掃除施設 Loans for Garbage-Disposal Establishments.	232,400	232,400	3,000	3,000	538,000	538,000	31
32	公設火葬場 Loans for Establishment of Public Crematoria.	168,000	83,500	27,900	27,900	155,000	155,000	32
33	公營兒童保健施設 Loans for Children's Health Conservation Works on Public Management.	38,100	38,100	—	—	18,500	18,500	33
34	公營體育施設 Loans for Physical Training Facilities on Public Management.	219,400	219,400	—	—	14,000	14,000	34
35	小學校 Loans for Building of Primary Schools.	12,290,872	11,739,350	1,871,445	1,718,700	4,385,250	3,985,750	35
36	青年學校 Loans for Building of Young Men's Schools.	257,400	257,400	67,700	67,700	155,800	155,800	36
37	上水道 Loans for Service Water-Supply Works.	16,749,228	14,845,400	1,639,350	1,576,250	2,666,600	2,500,700	37
38	公立病院 Loans for Establishment of Public Hospitals.	617,900	539,500	40,000	40,000	42,300	42,300	38
39	水利事業 Loans for Water-Utilization Works.	38,600	30,600	9,800	4,800	116,100	116,100	39
40	公設防火設備 Loans for Fire-Proof Equipment.	134,200	133,800	2,500	2,500	13,000	6,000	40
41	道路 Loans for Construction of Public Roads.	6,076,870	5,077,700	990,600	964,700	1,709,100	1,676,100	41
42	農村電氣事業 Loans for Electrification Works in the Agricultural Districts.	485,600	265,000	54,000	54,000	36,900	16,000	42
43	公營共同墓地 Loans for General Cemeteries on Public Management.	146,000	146,000	—	—	50,000	50,000	43
44	河川改修事業 Loans for Rivers Improvement Works.	472,656	427,100	—	—	45,300	45,300	44

備考 本表中供給額へ借入申込ニ對シ貸付ヲ承諾シタル額ヲ示ス。

Note- In the above table "the amount allotted to" means the amount that was complied with giving loans to "the amount applied for."

立金需給狀況

Applied for, Specifying the Enterprises.

順序 No. of Order	貸付事業種別 Kinds of Enterprises	昭和十年度 Fiscal Year 1935-6		昭和九年度 Fiscal Year 1934-5		昭和八年度 Fiscal Year 1933-4		順序 No. of Order
		申込額 Amt. applied for.	供給額 Amt. allotted to.	申込額 Amt. applied for.	供給額 Amt. allotted to.	申込額 Amt. applied for.	供給額 Amt. allotted to.	
		円 Yen	円 Yen	円 Yen	円 Yen	円 Yen	円 Yen	
45	港灣修築事業 Loans for Harbour Improvement Works.	3,037,500	3,037,500	556,100	526,100	232,800	232,800	45
47	公立圖書館 Loans for Establishment of Public Libraries.	45,900	45,900	—	—	—	—	46
46	耕地整理事業 Loans for Reclamation Works of Arable Lands.	1,006,887	797,900	132,500	46,500	50,000	45,000	47
48	北海道土功組合事業 Loans for Hokkaido Water-Utilization & Agricultural Fields Reclamation Associations' Works.	—	—	—	—	—	—	48
49	市町村廳舎 Loans for Establishment of City, Town and Village Offices.	1,287,400	1,275,800	140,500	140,500	118,700	102,700	49
50	公會堂 Loans for Establishment of Public Halls.	—	—	—	—	37,500	37,500	50
51	三等郵便局舎 Loans for Establishment of 3rd. Class Post Offices.	102,800	102,800	—	—	—	—	51
52	府縣農會、府縣水産會及商工會議所事務所用建物 Loans for Building Prefectural Agricultural Associations, Fishery Associations, Chambers of Commerce and Industry.	63,000	63,000	60,030	60,030	23,571	23,500	52
53	國內移住獎勵補助資金 Loans for Subsidiary and Encouragement Fund for Removals of Inhabitants in the Interior of the Country.	—	—	—	—	—	—	53
54	公立中等學校 Loans for Building Public Middle Schools.	2,115,018	2,115,000	504,000	487,000	130,600	130,600	54
55	公營自動車事業 Loans for Public Traffic Works by Motor Cars.	2,506,700	2,506,700	—	—	—	—	55
56	其ノ他地方自治團體ノ各種公共事業(土地購入) Loans for Various Public Welfare Enterprises of Local Self-Government other than the Above. (Purchase of Lands).	35,997,125	28,114,700	875,755	783,700	72,500	72,500	56
57	合 計 Grand Total.	113,122,256	93,088,050	33,103,470	24,244,520	41,905,221	31,572,850	57

積立金府縣別公共事業貸付状況

第二十八表 Table No. XXVIII.

Loans for Public Welfare Enterprises, Specifying Prefectures. 昭和十年度末現在 As at the End of March, 1936.

Table with columns for Regional Direction of Communications, Prefecture, and Amt. of Loans Given. It lists data for various prefectures across different regional directions, including Tokyo, Kansai, and Tohoku regions.

備考 本表ノ公共貸付額カ第一編第二十五表ノ公共貸付額ト物合セサルハ第一編第二十六表ノ備考ト同一ノ理由ニ依ルモノナリ。 Note: The reason why the grand total of the above table does not coincide with the amount of the Loans for Public Welfare Enterprises in the Table No. XXV, Part I, is due to the same fact noted under the Table No. XXVI, Part I.

健康相談所利用状況

第二十九表 Table No. XXIX.

(1) 全国 Service of Health Consultation Stations. (A) Utilization throughout the Whole Country.

Table showing the utilization of health consultation stations from 1933 to 1936. It includes categories like Health Consultation, Diagnosis by Mail, Visiting Nursing, Experiments and Researches, and various laboratory tests.

備考 本表中括弧内ノ数字ハ小児被保険者利用件数ノ再掲ヲ示ス。 Note: The figures in the parentheses denote the cases utilized by the insured of the Infantile Policies.

(續) 健康相談所 (口) 相談 (Continued) Service of Health (B) Utilization by Each

第二十九表 Table No. XXIX

Table with columns for Station No., Station Name, Fiscal Year, Health Consultation, and Visiting Nursing. Lists 29 stations including Honjo, Sitaya, Sinyuku, Yokohama, etc.

利用狀況 所別 (Consultation Stations)

Table with columns for Station No., Station Name, Fiscal Year, Health Consultation, and Visiting Nursing. Lists 29 stations including Setagaya, Tutlira, Oomiya, etc.

第二十九表 Table No. XXIX

(續) 健康相談所 (口) 相談 (Continued) Service of Health (B) Utilization by Each

Table with columns for Station No., Station Name, Fiscal Year, Health Consultation, and Visiting Nursing. Rows list various stations like 桑名, 教賀, 七尾, etc., with data for 1935-6, 1934-5, and 1933-4.

利用狀況 所別 Consultation Stations. Consultation Station.

Table with columns for Station No., Station Name, Fiscal Year, Health Consultation, and Visiting Nursing. Rows list various stations like 田邊, 明石, 神戸, etc., with data for 1935-6, 1934-5, and 1933-4.

第二十九表 Table No. XXIX

(續) 健康相談所 (口) 相談 (Continued) Service of Health (B) Utilization by Each

Table with columns for Station No., Station Name, Establishment Date, Fiscal Year (1935-6, 1934-5, 1933-4), Health Consultation, Visiting Nursing, and Station No. Includes stations like 宇和島, 濱田, 萩, etc.

利用狀況 所別 (Consultation Stations)

Table with columns for Station No., Station Name, Establishment Date, Fiscal Year (1935-6, 1934-5, 1933-4), Health Consultation, Visiting Nursing, and Station No. Includes stations like 直方, 若松, 後藤寺, etc.

(續) 健康相談所利用狀況

(口) 相談所別

第二十九表 Table No. XXIX.

(Continued) Service of Health Consultation Stations. (B) Utilization by Each Consultation Station.

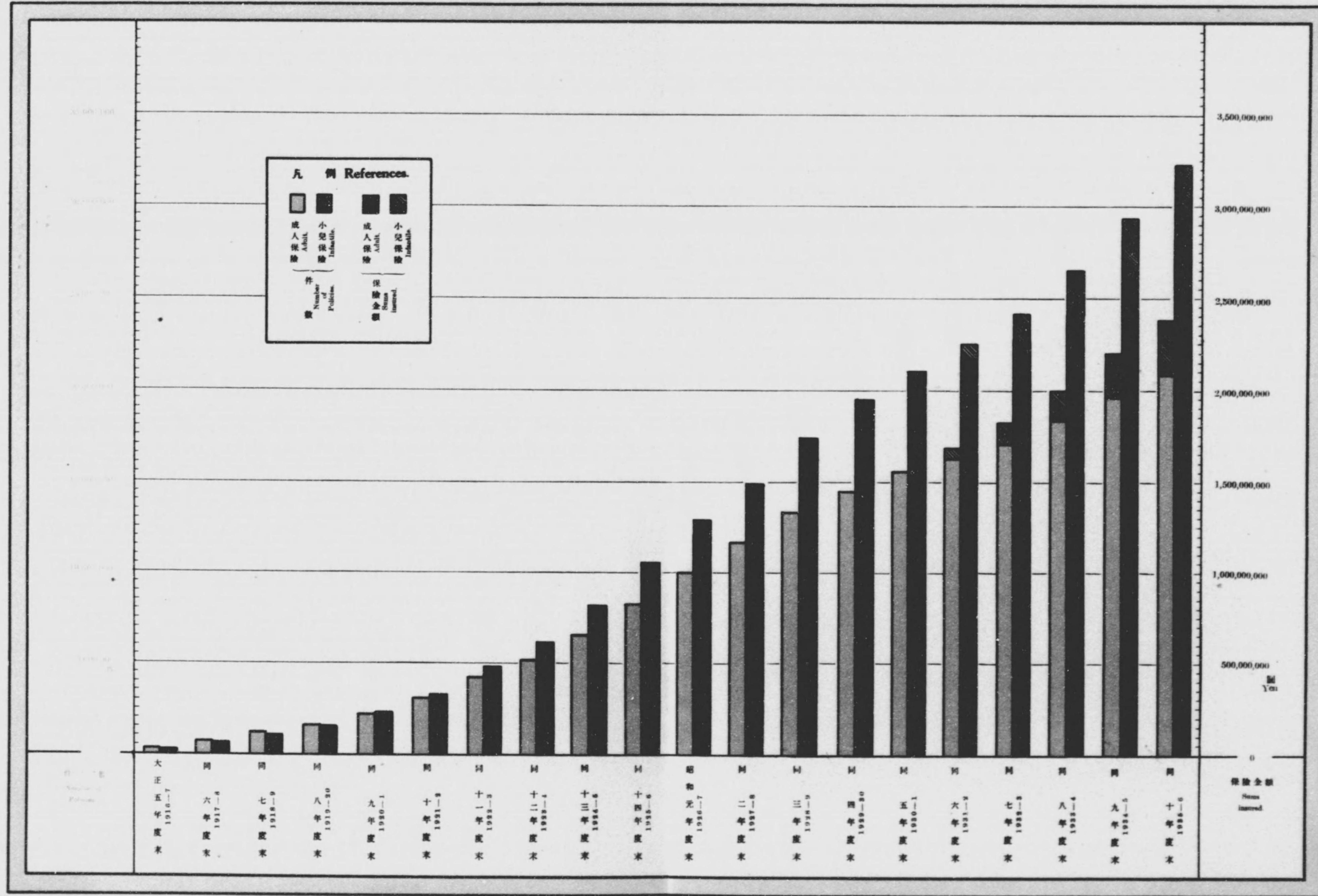
順序 No. of Order	通信局 R. D. Stations.	相談所 設立年月 Time of Establishment.	取扱種別 Kinds of Conducts.	昭和十年度 1935-6		昭和九年度 1934-5		昭和八年度 1933-4		順序 No. of Order
				健康相談 Health Consultation.	訪問看護 Visiting Nursing.	健康相談 Health Consultation.	訪問看護 Visiting Nursing.	健康相談 Health Consultation.	訪問看護 Visiting Nursing.	
175	直江津 Naoetsu.	昭和七年十二月 December 1932.	(5,514) 19,927	1	(5,568) 20,119	2	(4,407) 19,877	—	175	
176	三條 Sanjō.	昭和七年十二月 December 1932.	(10,740) 27,075	—	(12,419) 31,862	—	(10,570) 28,545	—	176	
177	石巻 Ishinomaki.	昭和八年十二月 December 1933.	(6,825) 34,555	—	(4,862) 29,407	6	(1,427) 9,080	7	177	
178	鹽釜 Shiogama.	昭和八年十二月 December 1933.	(2,842) 19,859	12	(3,288) 19,831	—	(851) 5,225	—	178	
179	一関 Iinomeki.	昭和八年十二月 December 1933.	(3,238) 22,817	—	(1,889) 20,606	7	(386) 5,927	6	179	
180	横手 Yokote.	昭和八年十二月 December 1933.	(6,596) 26,675	4	(5,399) 25,423	—	(688) 4,692	4	180	
181	八戸 Hattinoe.	昭和九年十一月 November 1934.	(3,941) 19,725	1	(886) 4,644	—	—	—	181	
182	柏崎 Kasiwazaki.	昭和九年十一月 November 1934.	(5,172) 19,137	2	(1,320) 6,615	20	—	—	182	
183	新發田 Shinetsu.	昭和十年十一月 November 1935.	(883) 3,524	—	—	—	—	—	183	
184	夷 Ebisu.	昭和十年十一月 November 1935.	(1,317) 4,644	—	—	—	—	—	184	
185	能代 Noshiro.	昭和十年十一月 November 1935.	(1,479) 5,973	2	—	—	—	—	185	
186	計 Total.		(178,023) 919,503	140	(141,118) 840,131	139	(104,438) 718,695	331	186	
187	札幌 Sapporo.	大正十一年十二月 December 1922.	(28,524) 91,432	5	(28,020) 85,173	12	(18,860) 67,430	16	187	
188	函館 Hakodate.	大正十四年十一月 November 1925.	(17,381) 71,141	5	(9,177) 44,506	1	(14,812) 50,183	58	188	
189	小樽 Otaru.	大正十五年十月 October 1926.	(15,300) 60,595	—	(10,496) 55,202	—	(10,160) 40,140	239	189	
190	旭川 Ashikawa.	昭和二年八月 August 1927.	(12,427) 49,172	—	(13,319) 51,811	—	(3,279) 40,238	131	190	
191	帯広 Obihiro.	昭和五年十二月 December 1930.	(11,179) 39,541	15	(3,308) 34,719	12	(3,787) 31,228	133	191	
192	釧路 Kusiro.	昭和六年一月 January 1931.	(10,233) 39,239	20	(8,900) 34,009	50	(3,787) 31,117	85	192	
193	室蘭 Muroran.	昭和六年一月 January 1931.	(17,506) 54,088	—	(6,018) 38,516	—	(4,069) 31,288	—	193	
194	札幌 Sapporo.	根室 Nemuro.	(8,710) 30,630	137	(7,304) 29,348	81	(5,131) 24,300	90	194	
195	野付 Nokutsu.	昭和七年十二月 December 1932.	(15,943) 36,462	66	(11,508) 28,303	33	(5,352) 16,325	43	195	
196	留萌 Rumoi.	昭和七年十二月 December 1932.	(18,724) 35,548	27	(10,501) 25,758	11	(7,178) 18,339	80	196	
197	岩見沢 Iwakasawa.	昭和九年三月 March 1934.	(12,805) 37,903	5	(3,482) 27,201	36	(245) 1,143	—	197	
198	苫小牧 Tomakomai.	昭和九年三月 March 1934.	(3,113) 26,115	—	(4,065) 12,220	1	(134) 502	—	198	
199	網走 Aburatsubo.	昭和九年十二月 December 1934.	(8,902) 31,916	69	(1,387) 6,156	42	—	—	199	
200	稚内 Wakkanai.	昭和十年十二月 December 1935.	(1,545) 5,929	5	—	—	—	—	200	
201	計 Total.		(188,232) 609,711	354	(128,468) 472,922	279	(82,212) 352,233	875	201	
202	關東州 Kwan-tung Province, Manchu- ria.	大連 Dai-ly.	(5,813) 41,417	—	(1,182) 19,543	—	(1,222) 16,013	—	202	
203	臺灣 Formosa.	臺北 Tai-hoku.	(—) 10,105	362	—	—	—	—	203	
204	臺灣 Formosa.	臺南 Tai-nan.	(—) 339	—	—	—	—	—	204	
205	全國總計 Grand Total throughout the Country.		(1,248,215) 6,116,123	12,805	(935,208) 5,097,656	16,560	(673,488) 4,201,933	22,110	205	



備考 本表中括弧内ノ數字ハ小兒被保險者利用件數ヲ再掲セルモノナリ。
Note:- The figures in the parentheses denote the cases utilized by the insured of the Infatilo Policies.

年度末現在契約高果年比較圖

Policies in Force at each End of Successive Fiscal Years, Represented for Comparison.

第一圖
Diagram No. I.

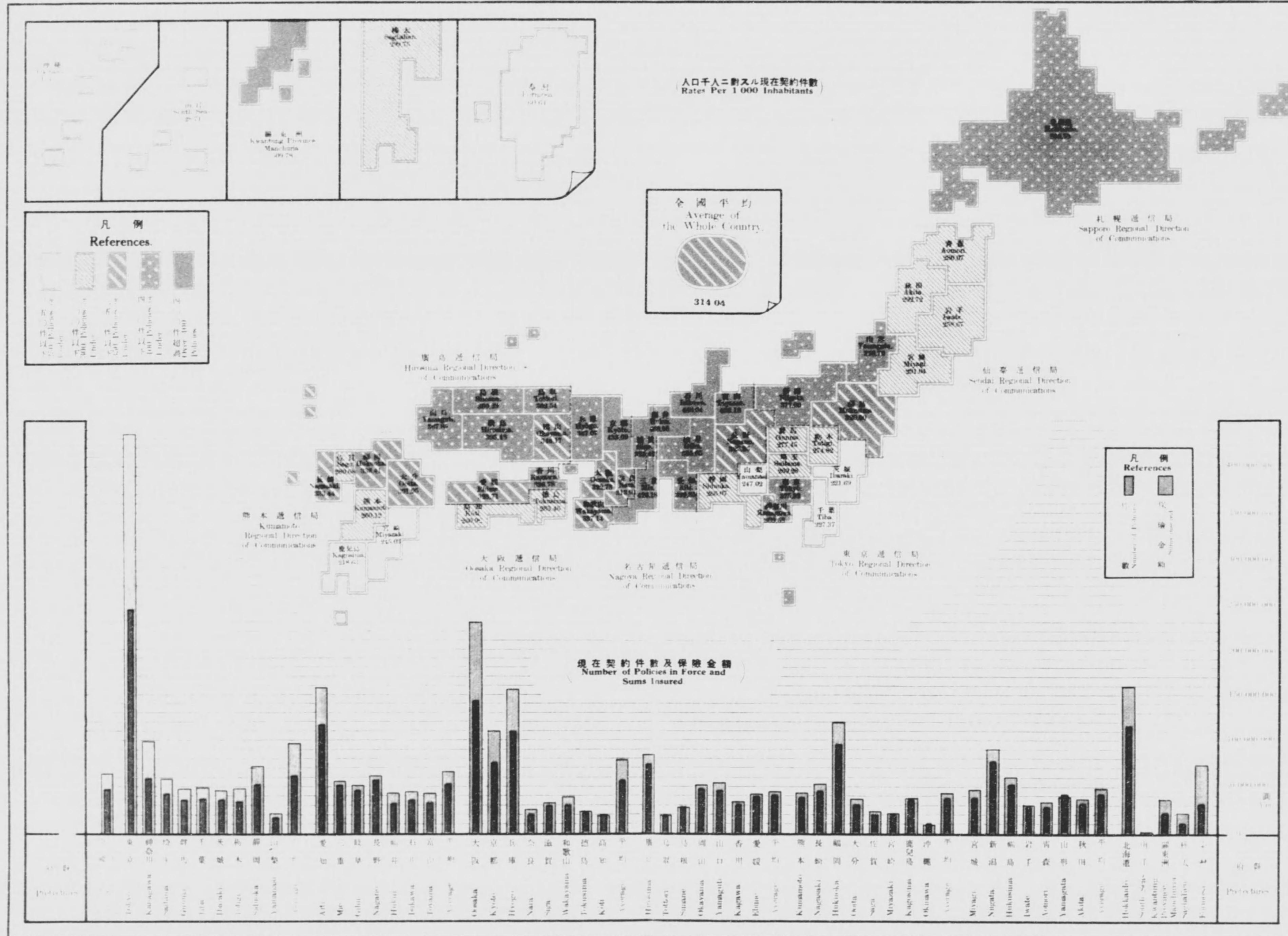




昭和十年度末現在契約府縣別分布圖

Distribution of the Whole Policies in Force by Prefectures, as at the End of the Fiscal Year 1935-6.

第二圖
Diagram No. II.

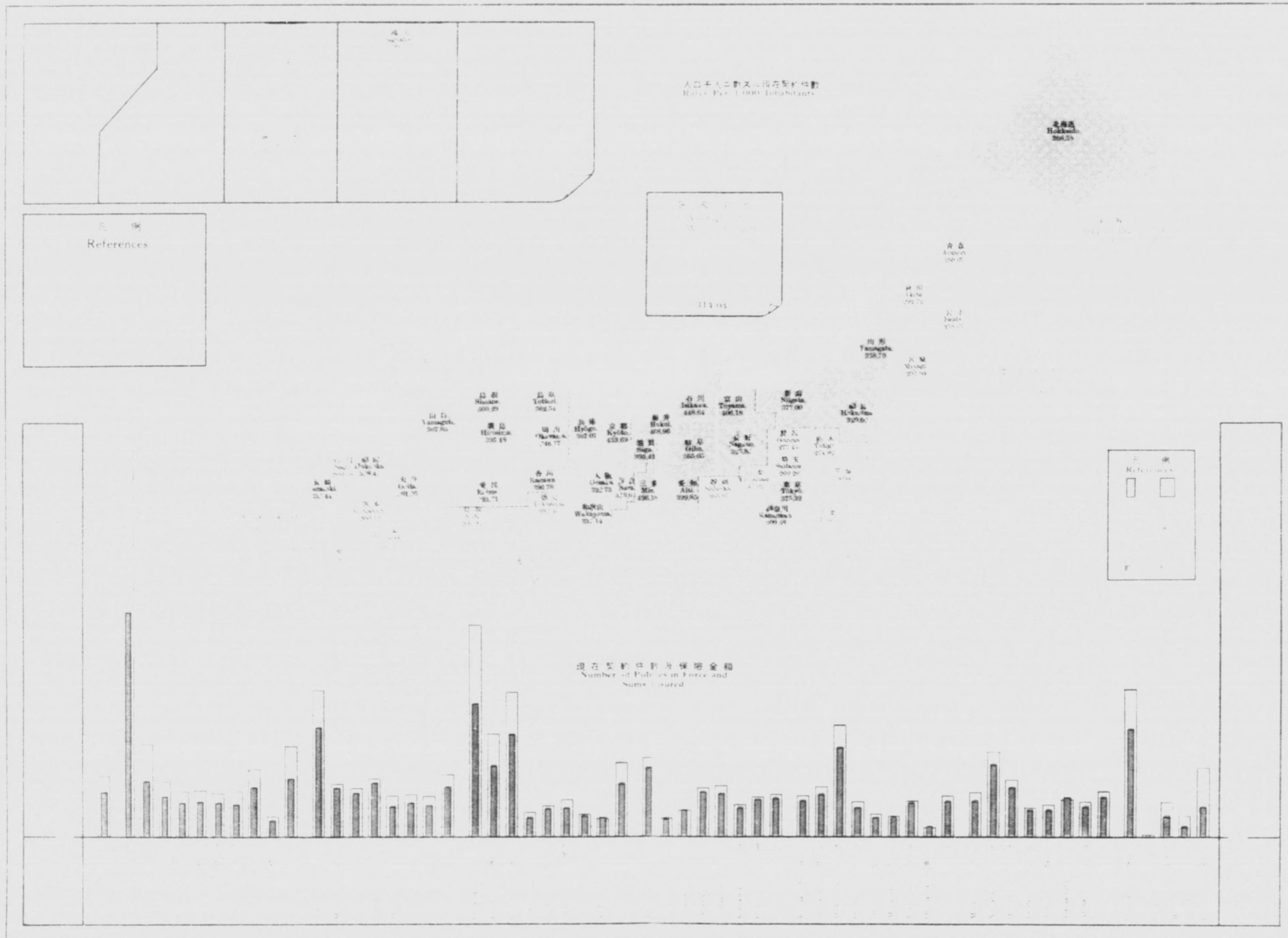



本圖中包括嬰兒保險契約之合計
Note: The above includes the Infantic Policies.

昭和十年度末現在契約府縣別分布圖

Distribution of the Whole Policies in Force by Prefectures, as at the End of the Fiscal Year 1935 6.

第二圖
Diagram No. II



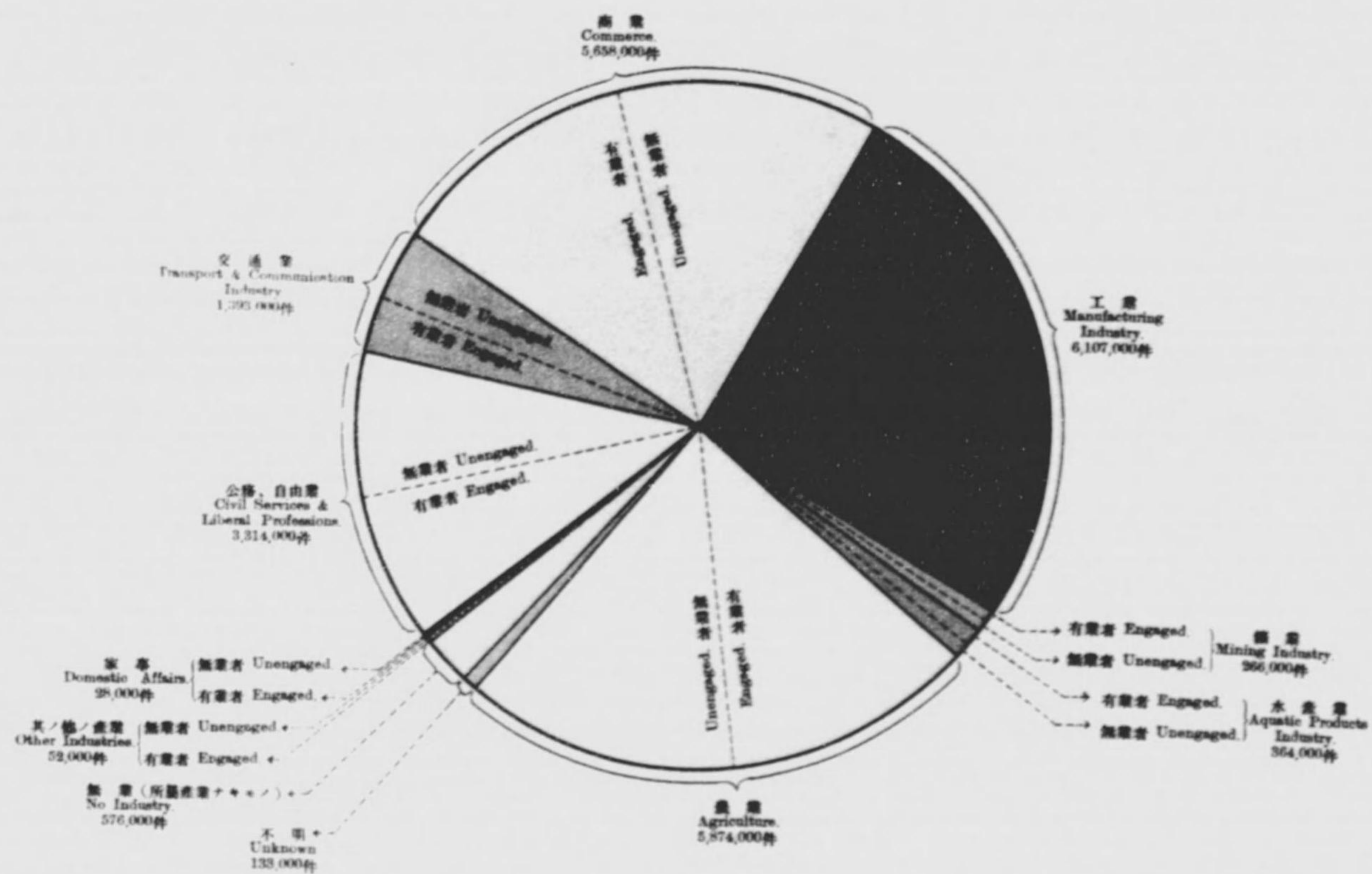


被保險者産業別契約件數一覽圖

Classification of Policies by Industries of the Insured.

第三圖
Diagram No. III.

昭和十年度末現在
(As at the End
of March, 1936).



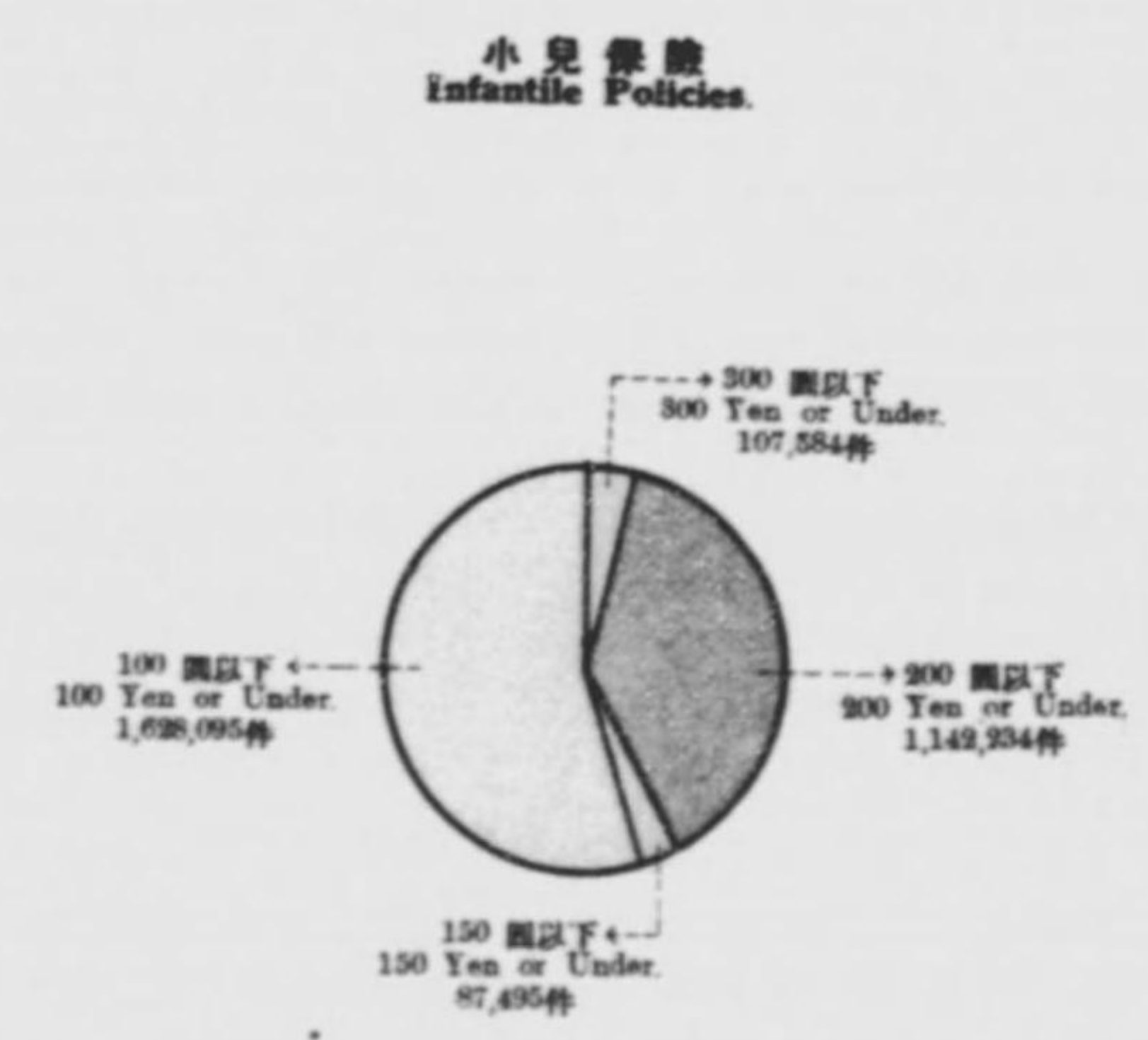
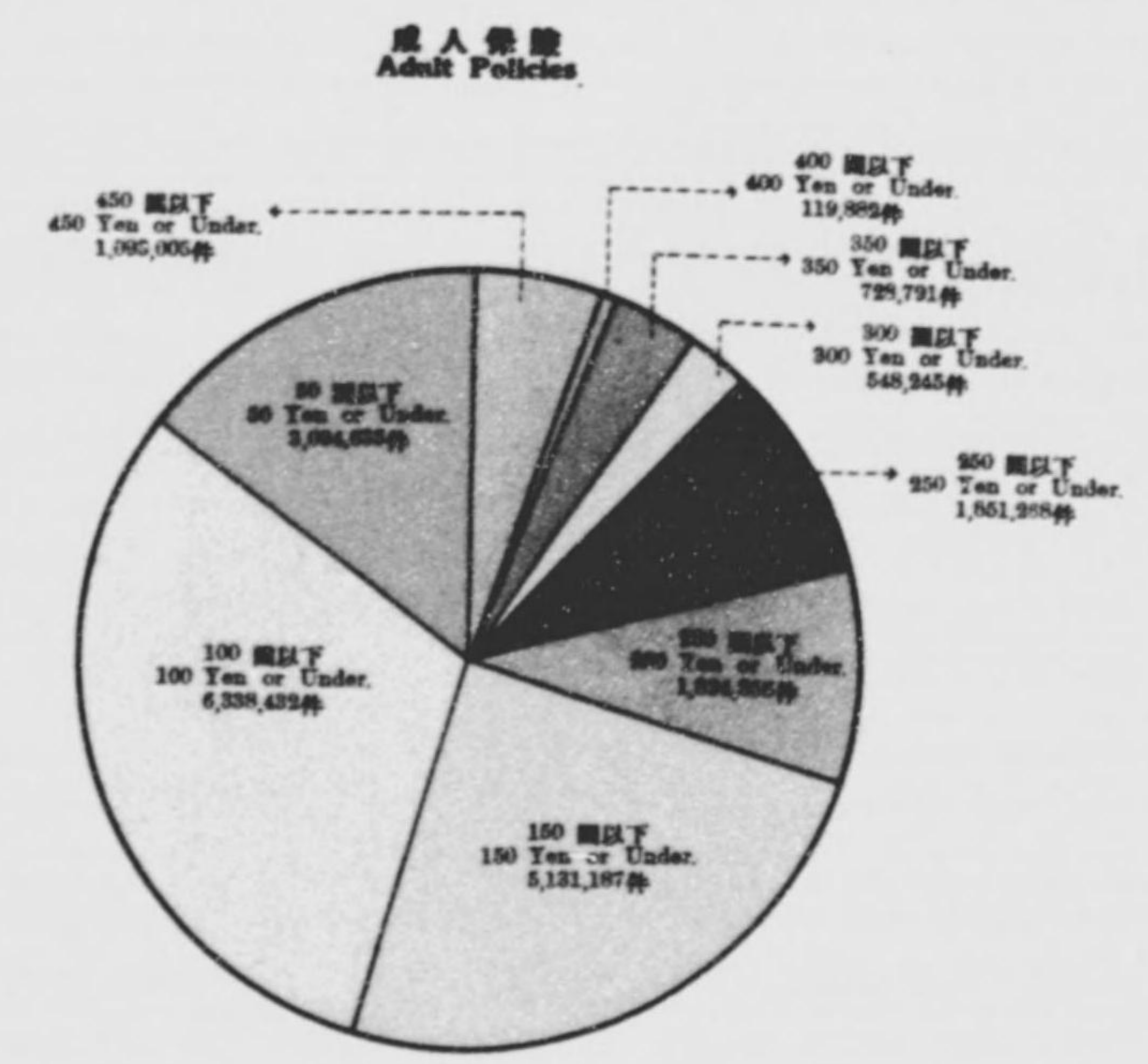
備考 本圖中有業者トアルハ被保險者ガ自ラ其ノ産業ニ從事セル者ヲ云ヒ無業者トアルハ有業者ノ家族ニシテ産業ニ從事セザルモノヲ云フ。
Note: In this Diagram, the space indicated as "Engaged" means the quantity of policies of which the insured persons are practically engaged in some industries, while that indicated as "Unengaged" show the quantity of policies of which the insured persons are engaged in no industry, though they are the members under the head of a family who is concerned in some industries.

保險金額別契約件數一覽圖

Classification by Sums Insured.

第四圖
Diagram No. IV.

昭和十年度末現在
(As at the End
of March, 1936).



被保險者產業別契約件數一覽圖

Classification of Policies by Industries of the Insured.

第三圖 Diagram No. III

昭和十年度末現在 (As at the End of March, 1936).



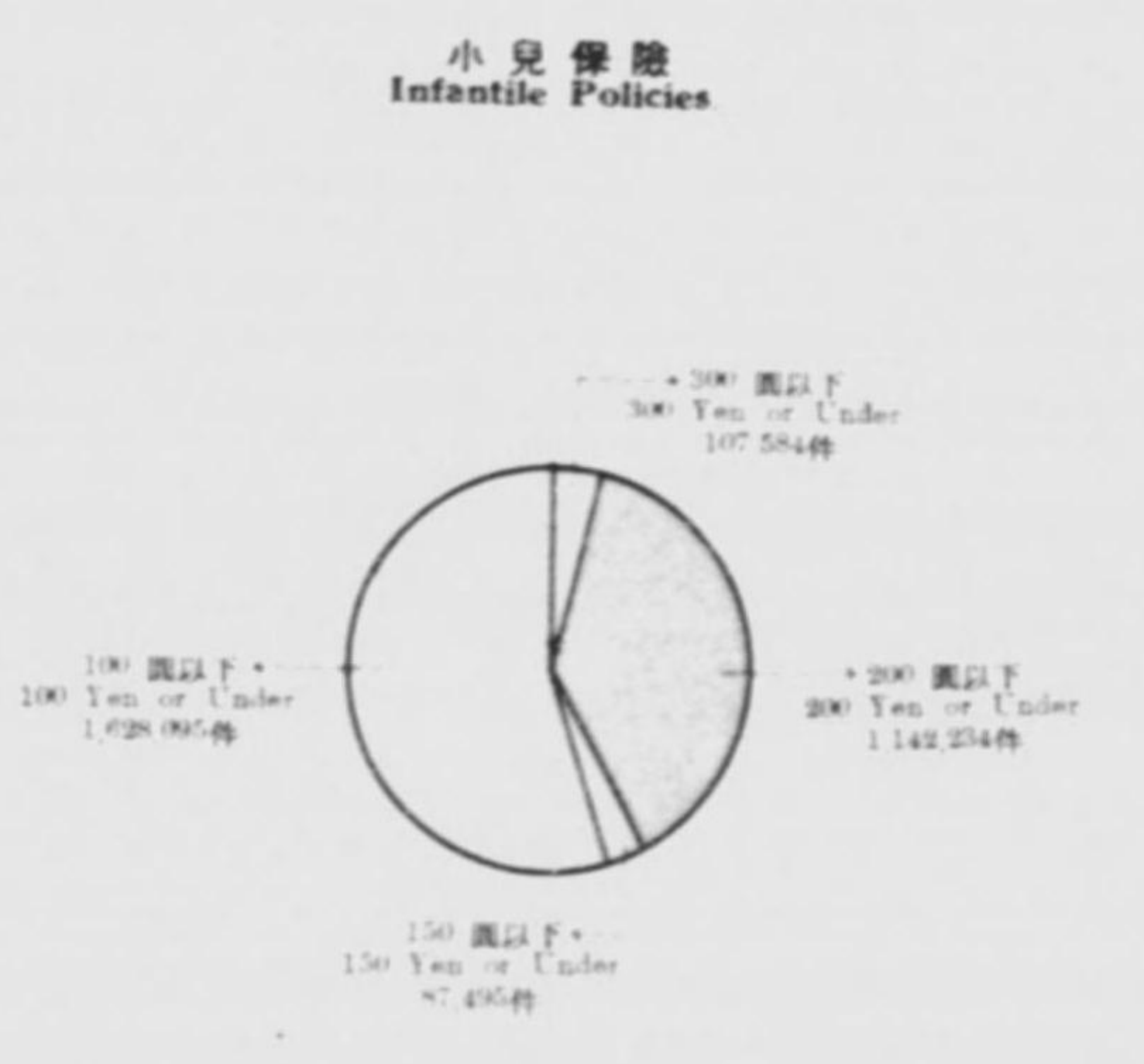
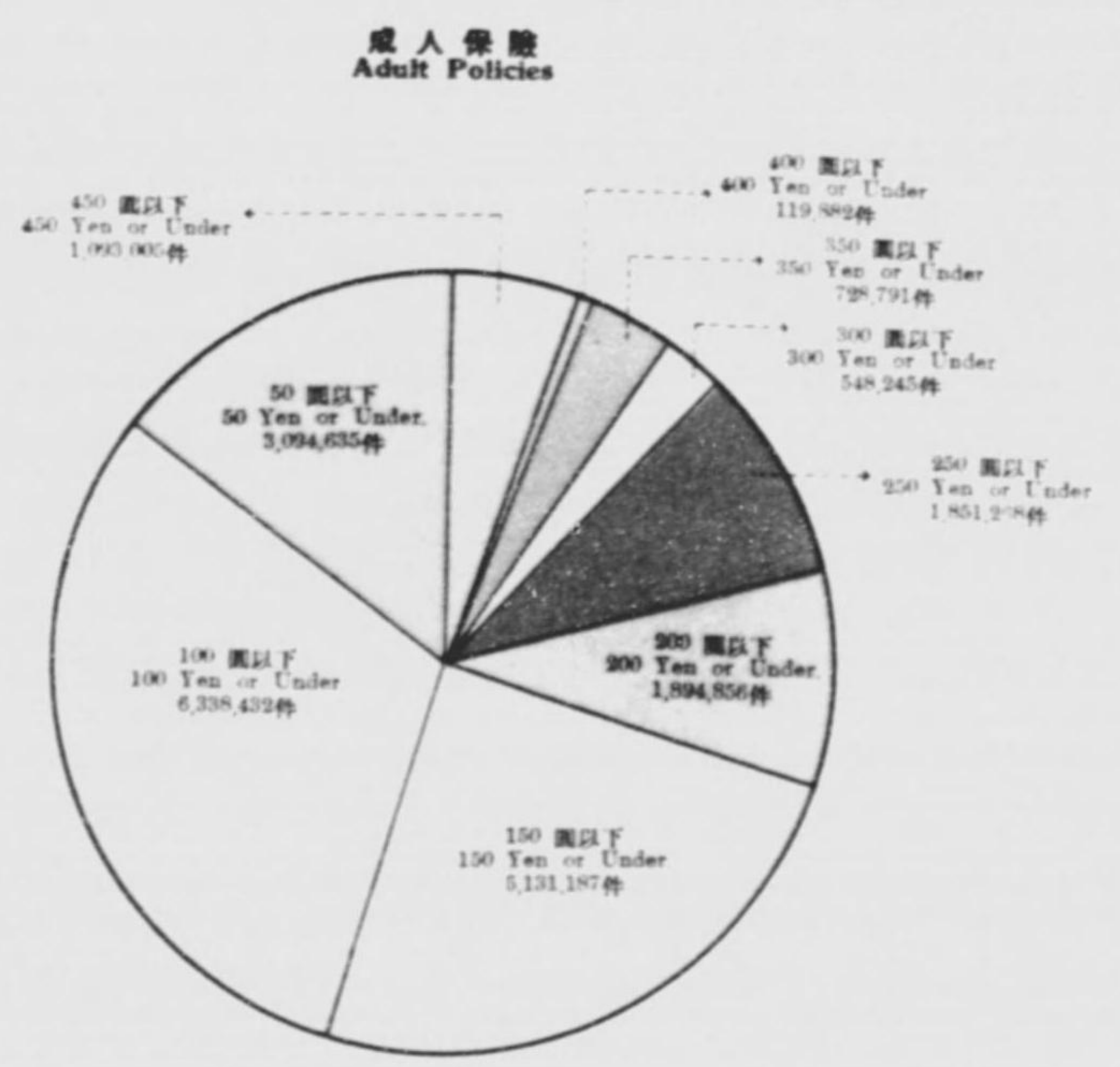
本圖中有業者（Engaged）被保險者（Insured）其產業に従事する者（即ち無業者（Unengaged）有業者（Family）シテ産業に従事するモノヲ云フ）
 In this Diagram the space indicated as "Engaged" means the quantity of policies of which the insured persons are practically engaged in some industries while that indicated as "Unengaged" show the quantity of policies of which the insured persons are engaged in no industry though they are the members under the head of a family who is concerned in some industries.

保險金額別契約件數一覽圖

Classification by Sums Insured.

第四圖 Diagram No. IV

昭和十年度末現在 (As at the End of March, 1936).

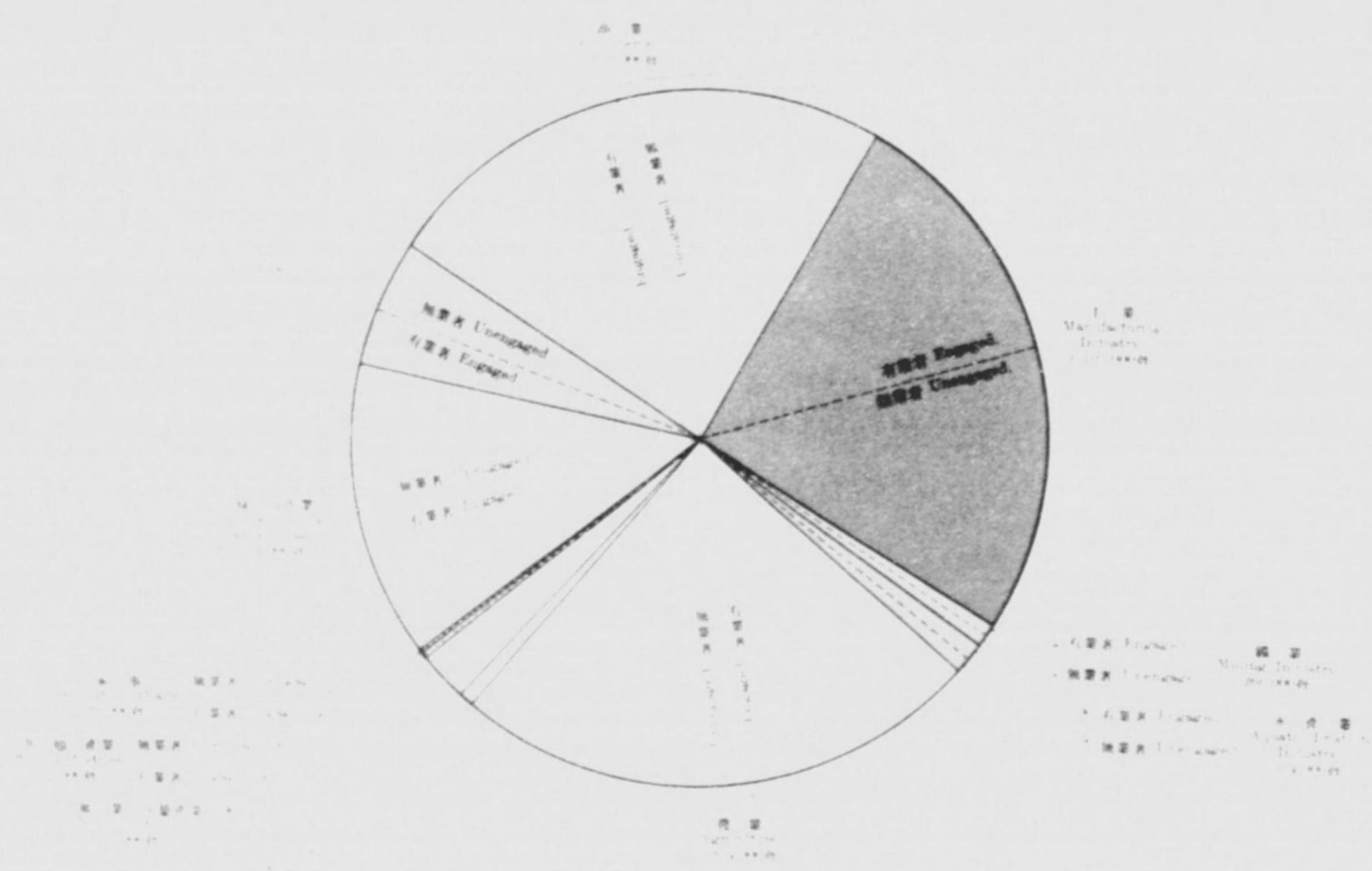


被保險者產業別契約件數一覽圖

Classification of Policies by Industries of the Insured.

第三圖
Diagram No. III

昭和十年度末現在
(As at the End of March, 1936)

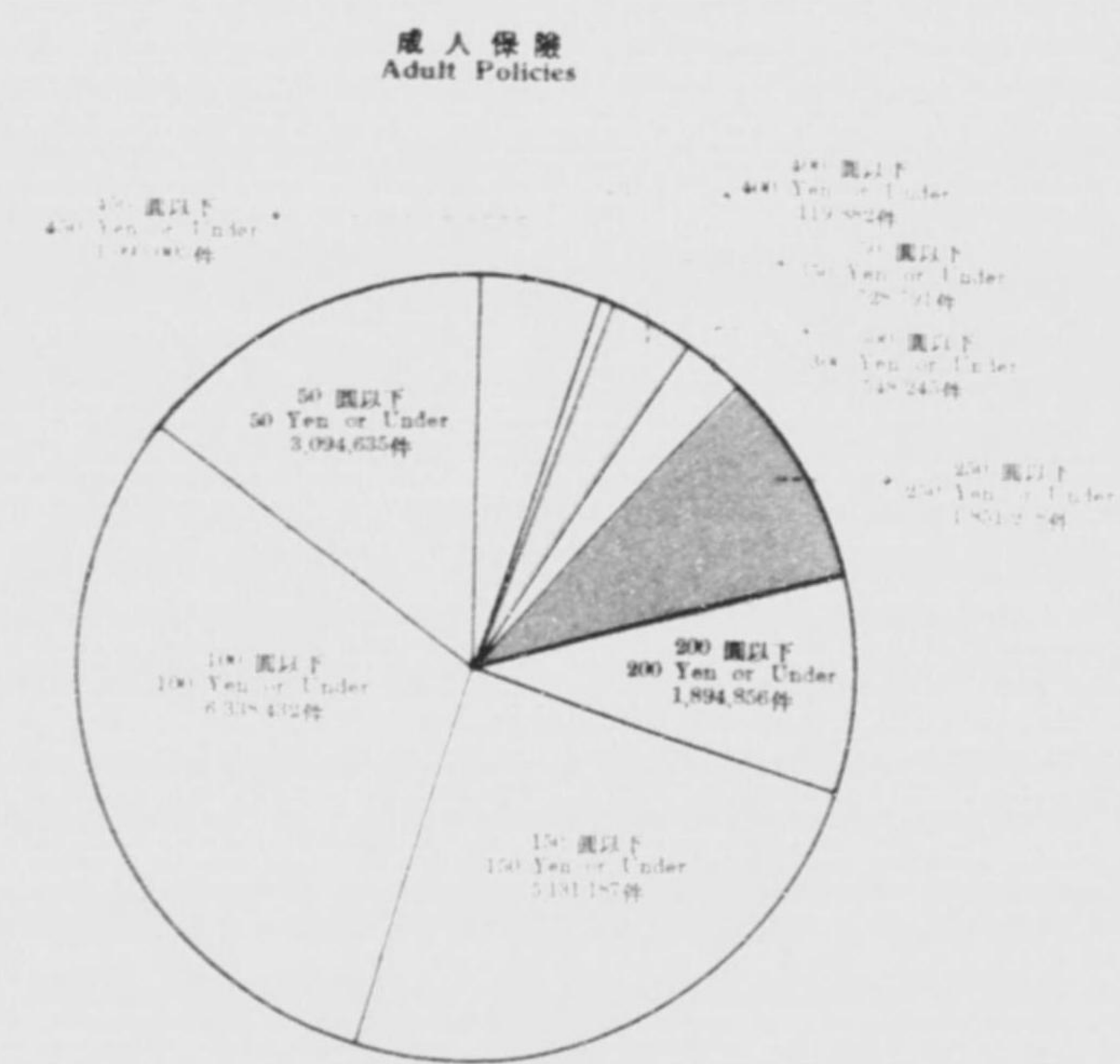


保險金額別契約件數一覽圖

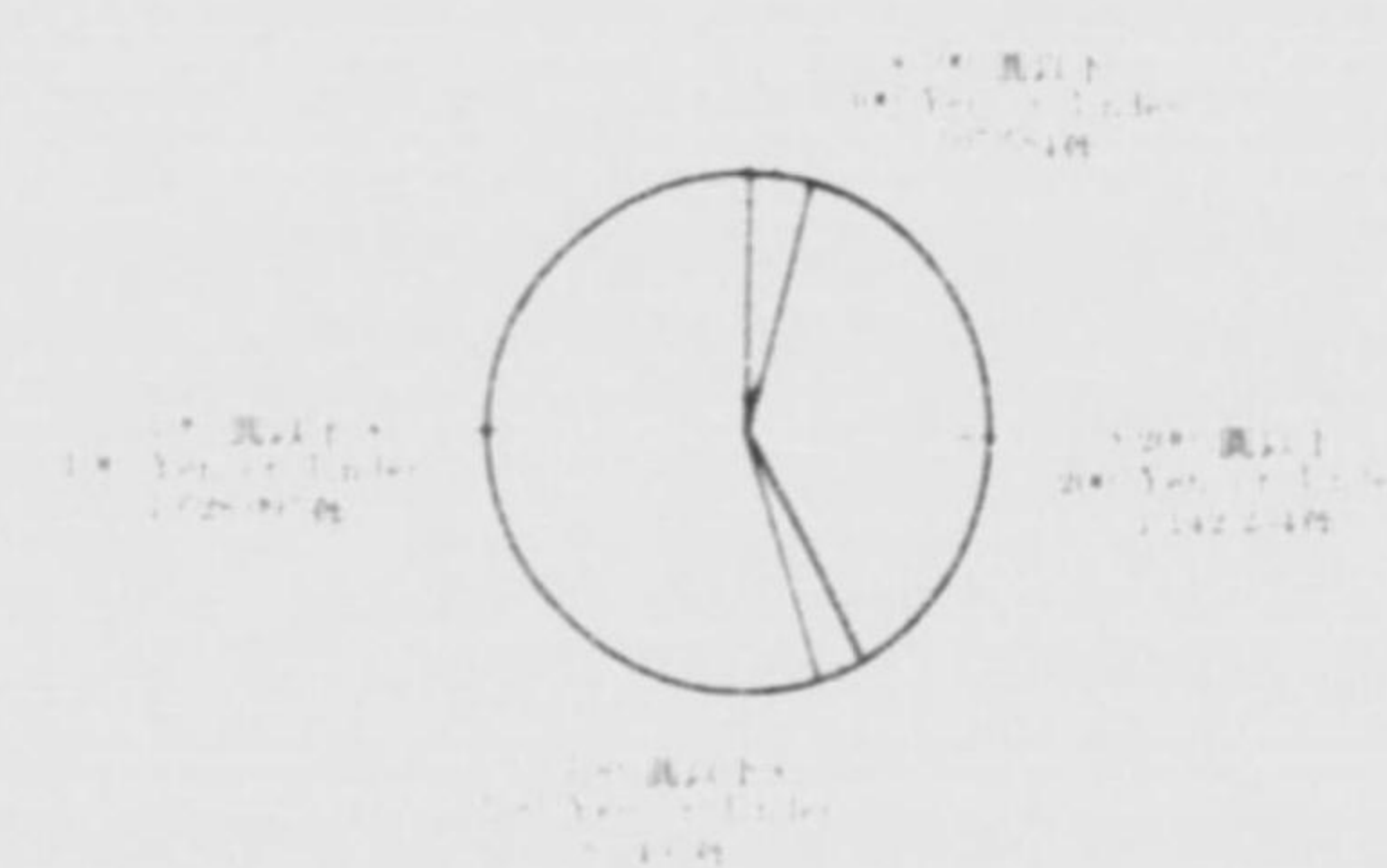
Classification by Sums Insured.


第四圖
Diagram No. IV

昭和十年度末現在
(As at the End of March, 1936)



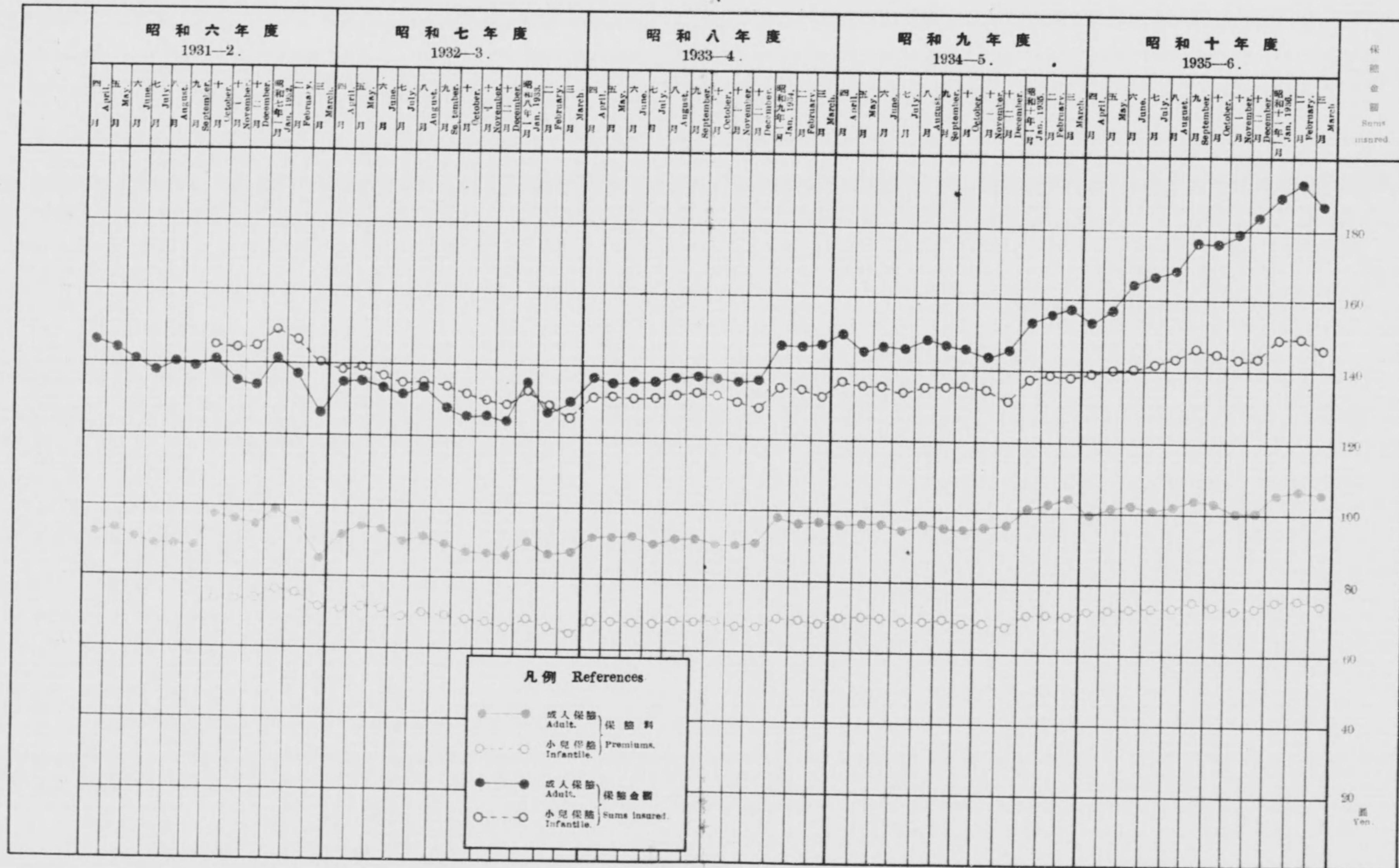
小兒保險 (Infantile Policies)







新契約平均保險料及平均保險金額累月比較圖
 Comparison of Average Premiums & Average Sums Insured, of
 New Business in Successive Months.

第五圖
 Diagram No. V.

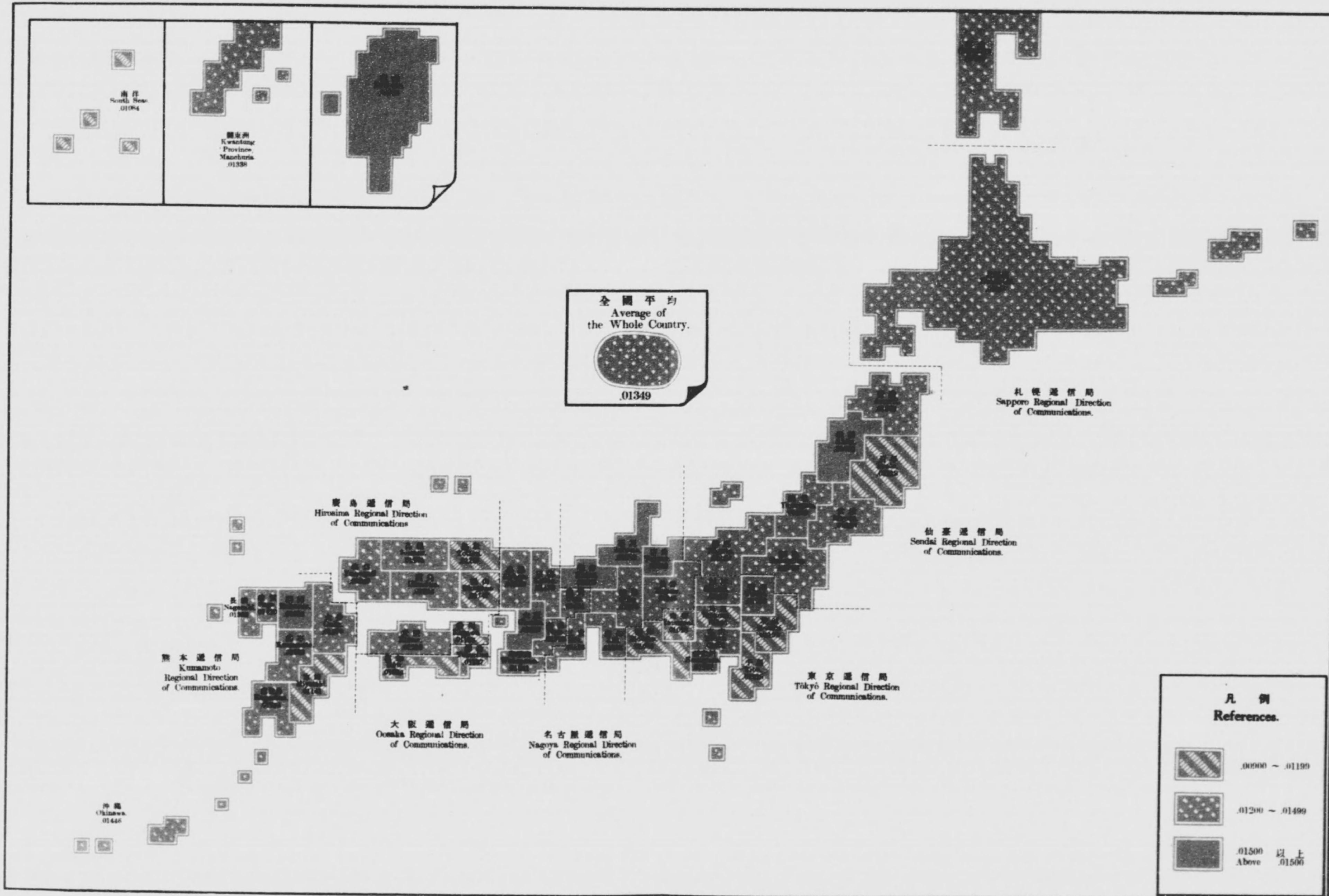




第六圖
Diagram No. VI.

成人保險府縣別死亡率一覽圖(件數率)
Mortality-Rates of Adult Policies Classified by Prefectures.
(Based on the Number of Policies).

昭和十年度
For the Fiscal Year 1935-6.




第六圖
Diagram No. VI

成人保險府縣別死亡率一覽圖(件數率)
Mortality-Rates of Adult Policies Classified by Prefectures
Based on the Number of Policies

昭和十年度
For the Fiscal Year 1935-6







第七圖
Diagram No VII

小兒保險府縣別死亡率一覽圖(件數率)

Mortality-Rates of Infantile Policies Classified by Prefectures.
Based on the Number of Policies.

昭和十年度
For the Fiscal Year 1935-6

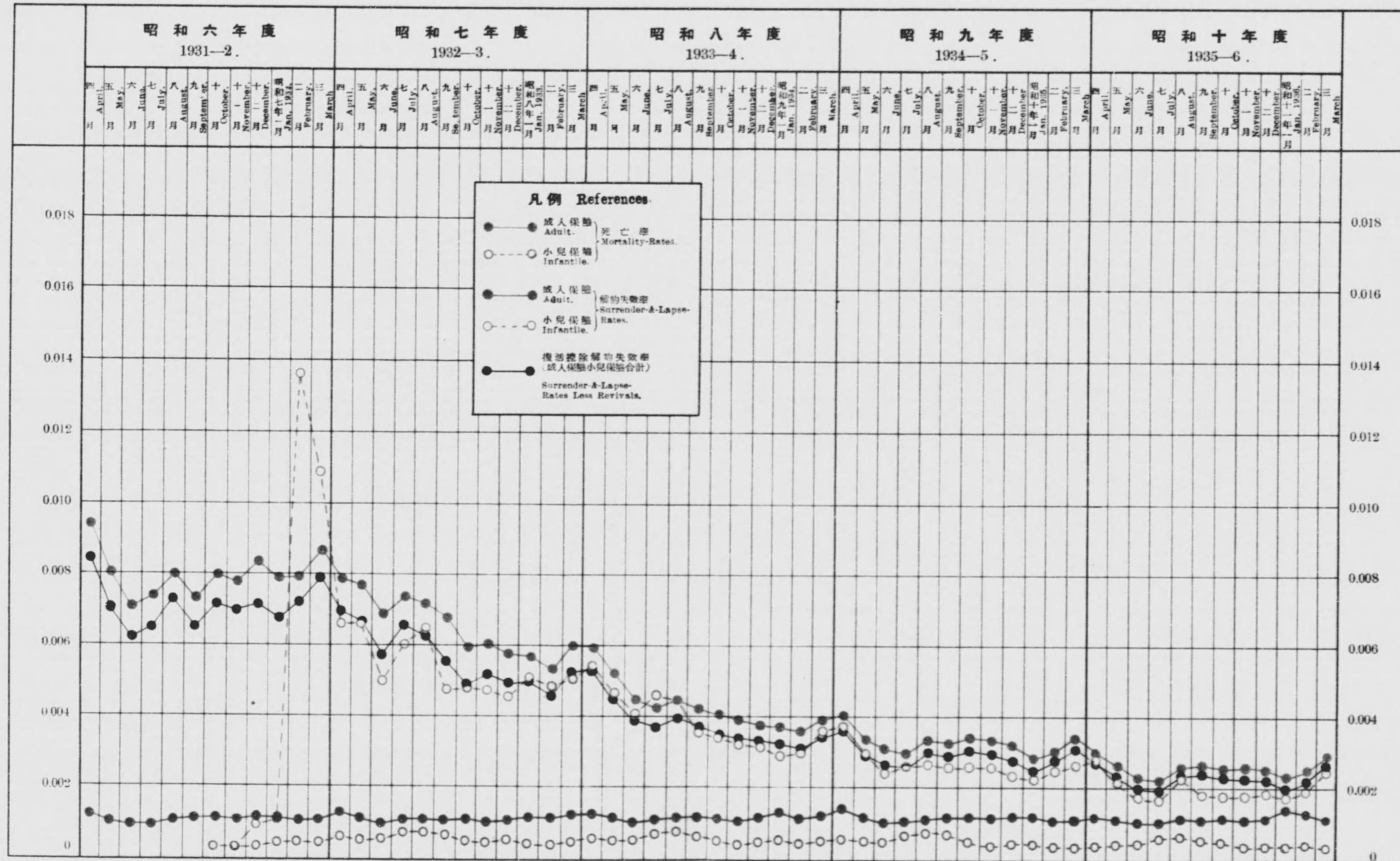





死亡率及解約失效率累月比較圖(件數率)

Comparison of Mortality-Rates and Surrender-&Lapse-Rates
in Successive Months.

第八圖
Diagram No. VIII





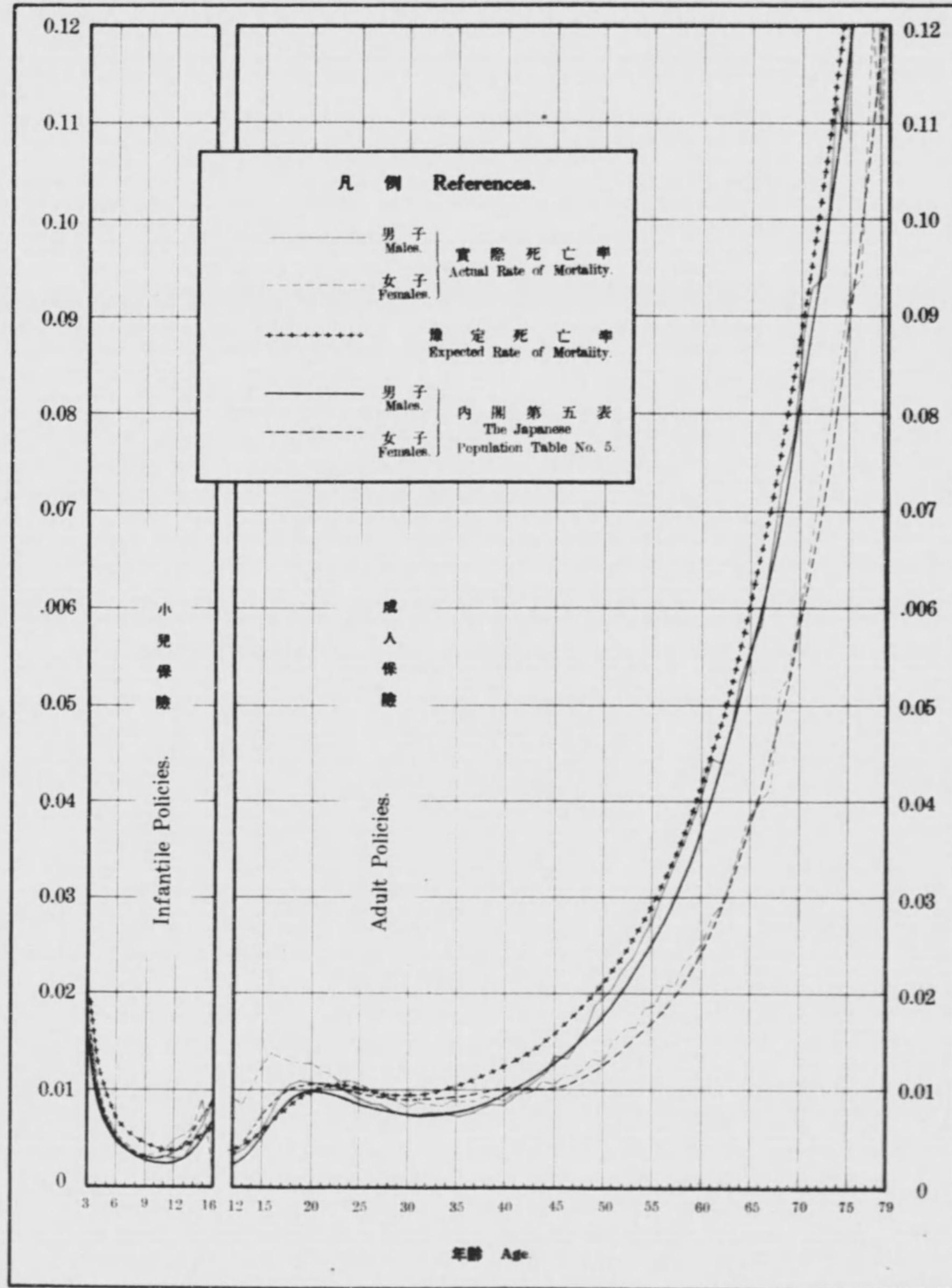
豫定、實際死亡率比較圖(件數率)

Actual Rates of Mortality as Compared with Expected Rates of Mortality.

第九圖
Diagram No. IX.

(Based on the Number of Policies).

昭和十年度
For the Fiscal Year 1935-6.



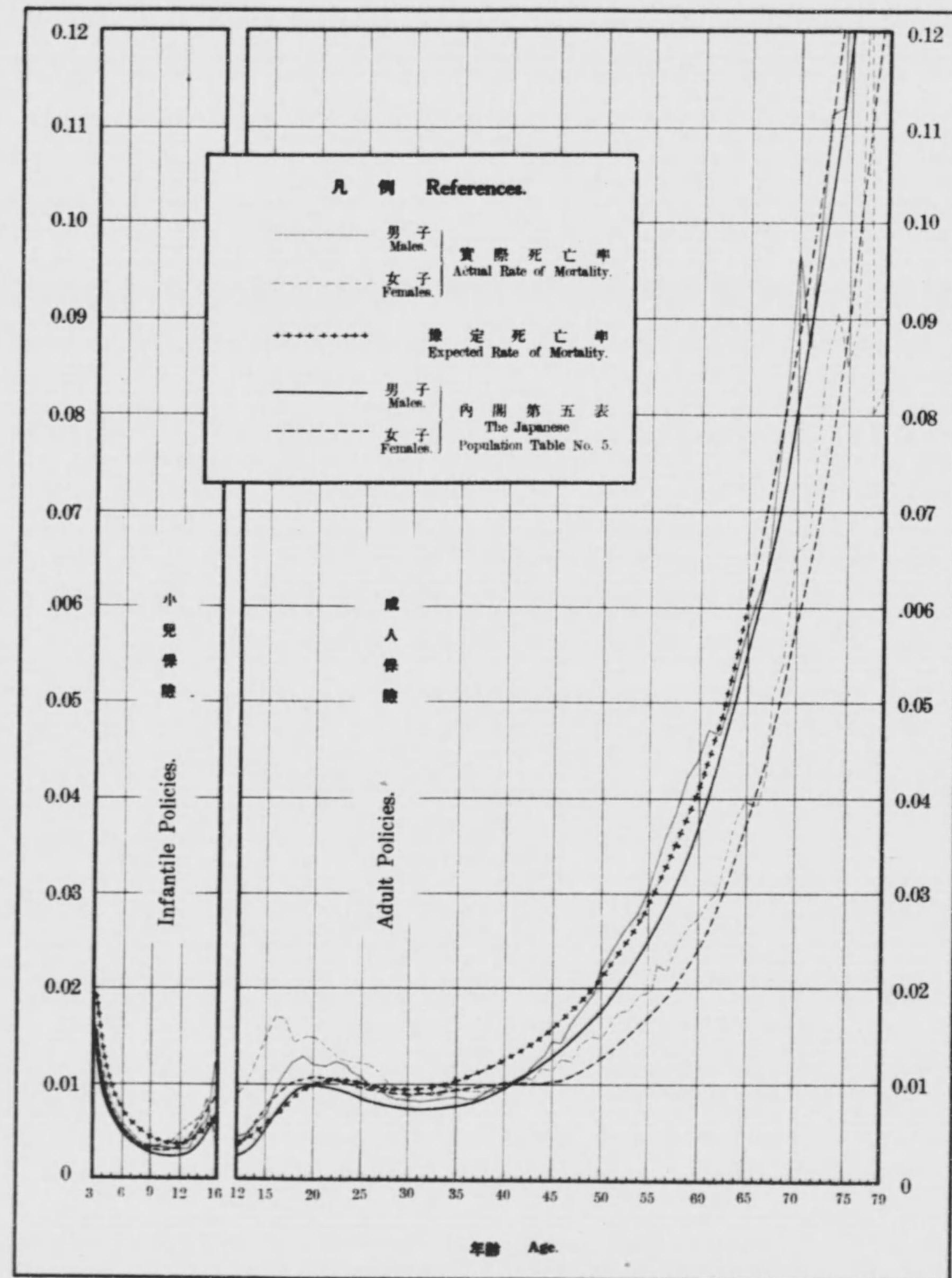
豫定、實際死亡率比較圖(保險金額率)

Actual Rates of Mortality as Compared with Expected Rates of Mortality.

第十圖
Diagram No. X.

(Based on the Sums Insured).

昭和十年度
For the Fiscal Year 1935-6.



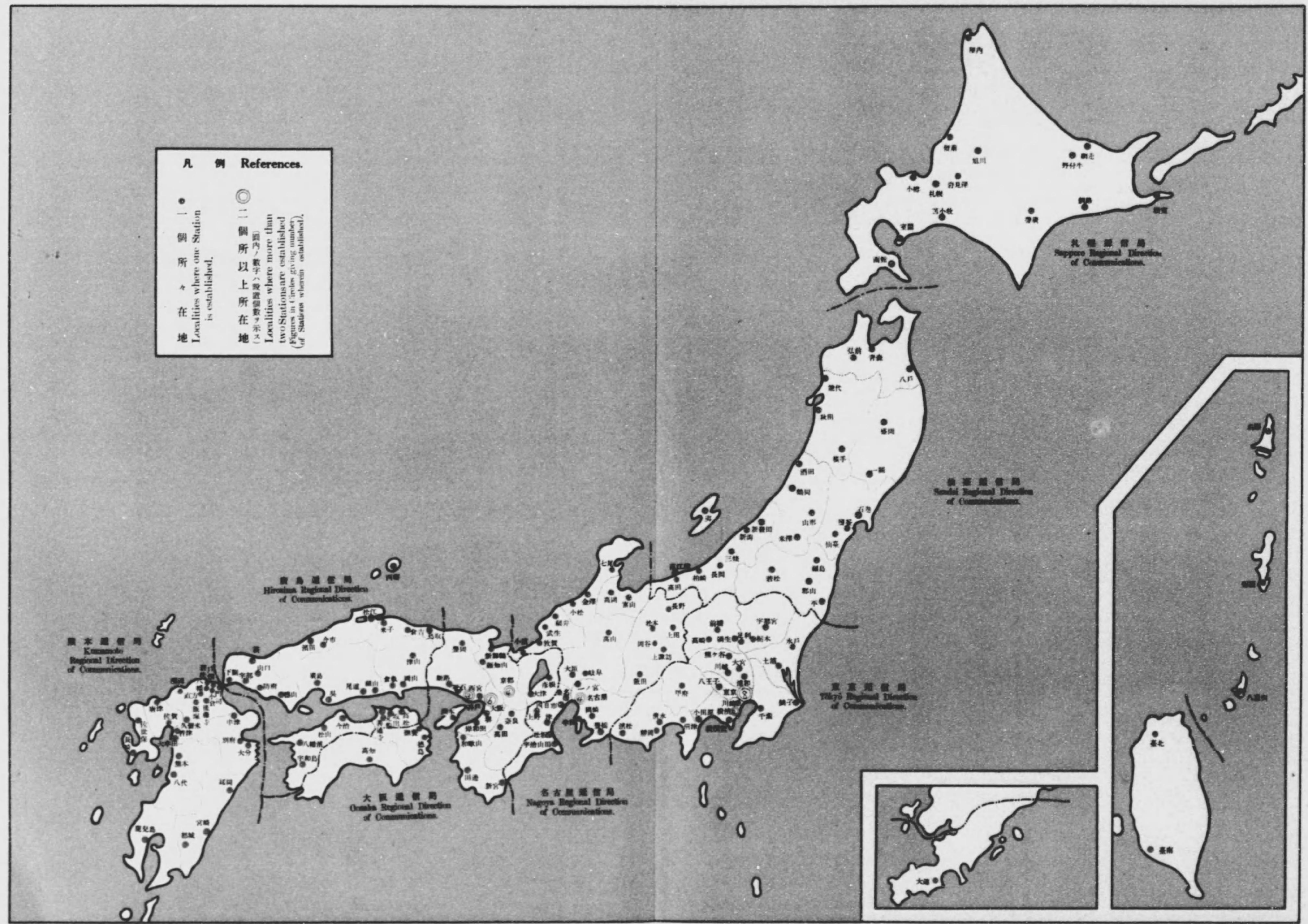


簡易保險健康相談所分布狀況圖

Distribution of Health Consultation Stations of the Post Office Life Insurance, over the Country.

昭和十一年三月末現在
(Condition at the End
of March 1936)

第十一圖
Diagram No. XI

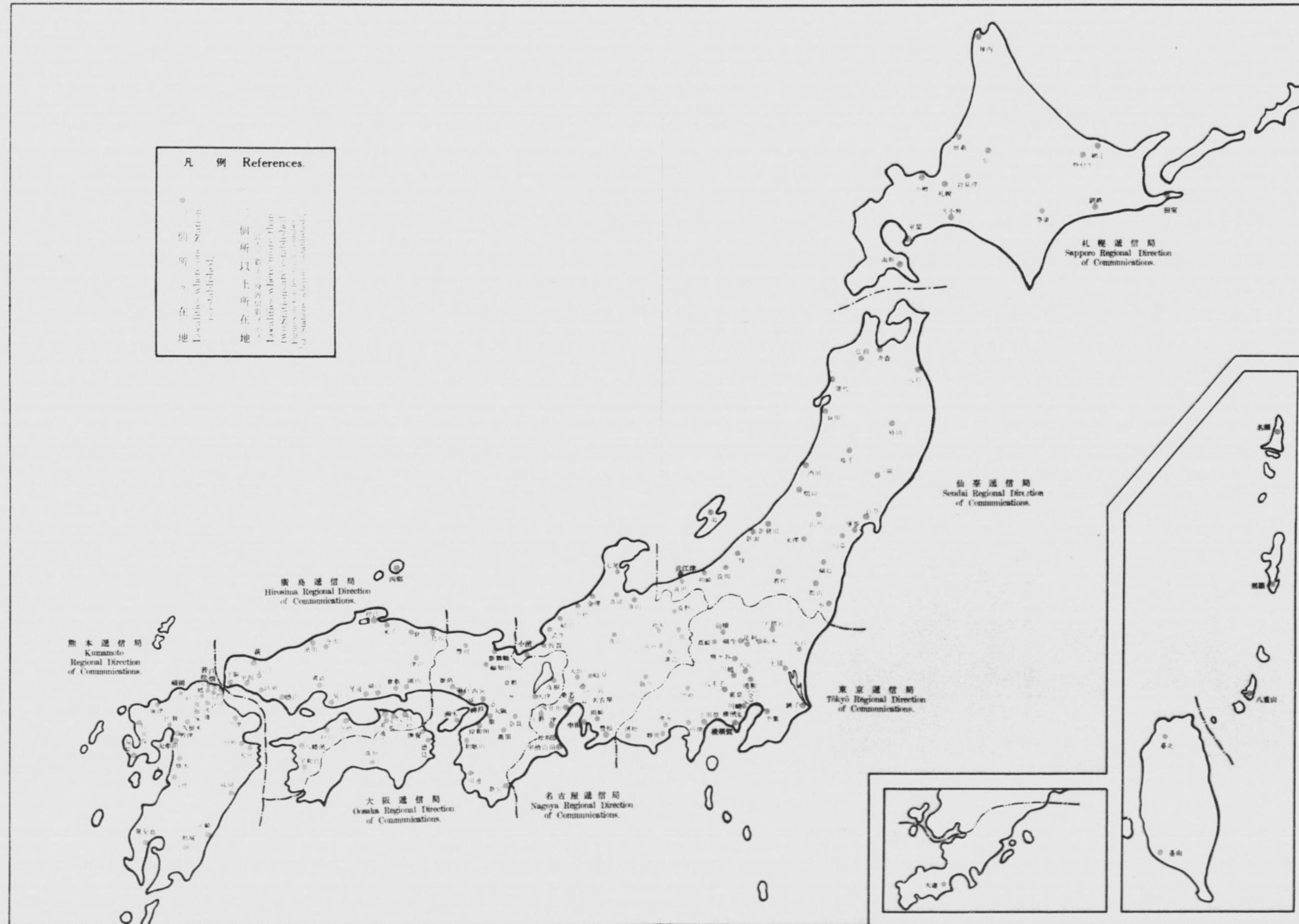




簡易保險健康相談所分布狀況圖

Distribution of Health Consultation Stations of the Post Office Life Insurance over the Country.

昭和十一年三月末現在
(Condition at the End of March 1936)

第十一圖
Diagram No XI





事業成績

Summary of Business

第一表 Table No. I

Table with columns: 順序 (Order), 年金額種類 (Kinds of Annuities), 前年度末現在契約 (Policies in Force at the End of the Previous Fiscal Year), 新契約 (New Business), 死亡 (Deaths). Rows include categories like 元金拋棄 (Without Return of Purchase Money), 元金留保 (With Return of Purchase Money), and 元金留保 (With Return of Purchase Money) under various plans.

備考 振置分擔契約ノ「年度末現在契約」欄中括弧内ノ數字ハ掛金換済契約ニ變更セルモノノ現在契約高ヲ再掲セルモノナリ。 Note:- As regards the Deferred Annuities under Instalment Premium Plan, the figures in the parentheses in the columns under the

一覽表

Transactions.

昭和十年度 For the Fiscal Year 1935-6.

Table with columns: 解約 (Surrenders), 法定解除 (Cancellation of Policies by Statute), 其他ノ事由ニ因ル増減 (Increase or Decrease from Other Causes), 年度末現在契約 (Policies in Force at the End of the Present Fiscal Year). Rows include categories like 元金拋棄 (Without Return of Purchase Money), 元金留保 (With Return of Purchase Money), and 元金留保 (With Return of Purchase Money) under various plans.

heading "Policies in Force at the End of the Present Fiscal Year" indicate those for the Paid up Policies.

月 別 統 計

第 二 表
Table No. II.

Monthly Conditions of Business
(with Yearly Conditions dating from

順序 No. of Order	種 別 Description	新 契 約 New Business		死 亡 Deaths		解 約 Surrenders		法 Cancellation
		件 數 Number	年 金 額 Amt. of Annuities Yen	件 數 Number	年 金 額 Amt. of Annuities Yen	件 數 Number	年 金 額 Amt. of Annuities Yen	
1	昭和十年 19.5 四月 April	3,275	311,083.00	242	18,989.49	619	74,012.16	189
2	五月 May	3,232	322,368.00	213	18,461.89	622	66,725.78	321
3	六月 June	3,897	354,382.00	224	17,905.04	569	57,761.10	436
4	七月 July	3,783	353,795.00	229	18,280.68	506	54,111.97	164
5	八月 August	2,429	239,931.00	259	19,925.39	523	53,252.38	212
6	九月 September	4,056	388,993.00	249	19,054.47	561	52,980.40	262
7	十月 October	4,216	362,669.00	261	18,491.06	642	64,623.41	147
8	十一月 November	5,387	468,980.00	225	17,374.87	490	49,405.11	144
9	十二月 December	4,506	423,166.00	263	21,418.80	674	64,777.05	299
10	昭和十一年 19.6 一月 January	1,684	169,462.00	267	18,313.23	440	45,200.83	120
11	二月 February	1,625	167,985.00	280	23,549.30	563	55,146.98	145
12	三月 March	1,609	157,730.00	263	19,734.54	668	61,434.18	288
13	合 計 Grand Total	39,699	3,740,544.00	2,975	231,498.76	6,877	699,431.35	2,727
14	昭和九年度 Fiscal Year 1934-5	44,758	5,255,086.00	2,572	197,958.73	7,693	783,834.68	2,887
15	昭和八年度 Fiscal Year 1933-4	41,642	4,579,654.00	2,259	175,435.00	8,061	786,984.53	2,821
16	昭和七年度 Fiscal Year 1932-3	35,921	3,701,978.00	1,949	141,704.50	10,545	1,038,738.50	3,381
17	昭和六年度 Fiscal Year 1931-2	33,147	3,511,797.00	1,786	127,149.79	11,054	1,122,808.57	3,624
18	昭和五年度 Fiscal Year 1930-1	33,386	3,542,411.00	1,615	113,985.82	10,209	1,027,892.31	1,455
19	昭和四年度 Fiscal Year 1929-30	26,897	2,606,937.00	1,255	89,175.50	9,473	933,083.50	2,057
20	昭和三年度 Fiscal Year 1928-9	32,238	2,675,127.00	1,095	82,061.30	12,902	1,432,641.30	13,109
21	昭和二年度 Fiscal Year 1927-8	141,374	11,648,305.00	451	43,731.00	9,143	1,141,945.20	27,998
22	昭和元年度 Fiscal Year 1926-7	71,523	7,439,550.00	51	4,593.00	519	70,537.00	2,334

表 (附、年度別事業成績一覽)

Transaction during the Present Fiscal Year.
the Beginning of Business Operation.)

昭 和 十 年 度
For the Fiscal Year 1935-6.

定 解 除 of Policies by Statute	其 他 / 事 由 = 因 此 增 減 Increase or Decrease from Other Causes		差 引 純 增 加 Net Increase		月 末 現 在 契 約 Policies in Force at the End of the Month		順 序 No. of Order			
	年 金 額 Amt. of Annuities Yen	件 數 Number	年 金 額 Amt. of Annuities Yen	件 數 Number	年 金 額 Amt. of Annuities Yen	件 數 Number				
22,980.00	—	△	33,724.32	2,225	161,377.03	310,450	25,658,615.78	1		
39,451.89	△	3	△	36,823.69	2,073	160,904.75	312,523	25,819,520.53	2	
53,780.00	△	3	△	44,705.97	2,665	180,229.89	315,188	25,999,750.42	3	
20,490.00	△	4	△	39,220.69	2,880	221,691.66	318,068	26,221,442.08	4	
25,760.00	△	2	△	43,459.18	1,433	97,534.05	319,501	26,318,976.13	5	
32,000.00	△	4	△	59,033.23	2,980	225,894.90	322,481	26,544,871.03	6	
18,220.00	△	4	△	45,646.40	3,162	235,688.13	325,643	26,780,559.16	7	
17,720.00	△	5	△	38,030.70	4,523	346,449.32	330,166	27,127,008.48	8	
36,780.00	△	3	△	50,894.75	3,267	249,295.40	333,433	27,376,303.88	9	
14,670.00	△	3	△	30,850.36	854	60,427.58	334,287	27,436,731.46	10	
18,250.00	△	1	△	34,153.50	636	36,885.22	334,923	27,473,616.68	11	
35,010.00	△	1	△	46,869.33	389	△	5,318.05	335,312	27,468,298.63	12
335,141.89	△	33	△	503,412.12	27,087	1,971,059.88	335,312	27,468,298.63	13	
357,193.58	△	45	△	351,617.28	31,561	3,564,481.73	308,225	25,497,238.75	14	
348,068.00	△	34	△	237,745.51	28,467	3,031,420.96	276,664	21,932,757.02	15	
420,220.42	△	63	△	290,049.35	19,983	1,811,265.23	248,197	18,901,336.06	16	
444,651.80	△	74	△	313,135.96	16,609	1,504,050.88	228,214	17,090,070.83	17	
186,750.20	△	51	△	369,088.72	20,056	1,844,693.95	211,605	15,586,019.95	18	
256,696.00	△	21	△	474,742.70	14,091	853,239.30	191,549	13,741,326.00	19	
1,606,137.80	△	42	△	456,532.20	5,090	△	902,445.60	177,458	12,888,086.70	20
3,455,446.10	△	32	△	267,469.10	103,750	6,739,713.60	172,368	13,790,532.30	21	
296,591.90	△	1	△	17,009.40	68,618	7,050,818.70	68,618	7,050,818.70	22	

年金額別

第三表 Table No. III.

Specification of Business

Table with 7 columns: Order No., Description, Policies in Force at the End of the Previous Fiscal Year, New Business, and Deaths. Rows include categories like 'Immediate Annuities' and 'Deferred Annuities' for various premium amounts.

統計表

into Amount of Annuity.

昭和十年度 For the Fiscal Year 1935-6.

Table with 10 columns: Deaths, Surrenders, Cancellation of Policies by Statute, Increase or Decrease from Other Causes, and Policies in Force at the End of the Present Fiscal Year. Rows show annuity amounts and corresponding policy counts.

種年金置据
Classification of Policies by

第四表
Table No. IV.

Table with columns: 前年度末現在契約 (Policies in Force at the End of the Previous Fiscal Year), 新契約 (New Business), 死亡 (Deaths). Rows include age groups like 五十歲支拂開始 (Starting at Age 50) and 六十五歲支拂開始 (Starting at Age 65), categorized by gender (Male/Female) and total. Includes sub-headers for '元' (Cash) and '保' (Insurance).

類別統計表

Kinds of Deferred Annuities.

昭和十年年度
For the Fiscal Year 1935-6.

Table with columns: 解約 (Surrenders), 法定解除 (Cancellation of Policies by Statute), 其他ノ事由ニ因ル増減 (Increase or Decrease from CE or Causes), 年度末現在契約 (Policies in Force at the End of the Present Fiscal Year). Rows include age groups like 五十歲支拂開始 (Starting at Age 50) and 六十五歲支拂開始 (Starting at Age 65), categorized by gender (Male/Female) and total.

第四表 Table No. IV.

(Continued) Classification of Policies by

Table with columns: 前年度末現在契約 (Policies in Force at the End of the Previous Fiscal Year), 新契約 (New Business), 死亡 (Deaths). Rows include age groups (e.g., 五十歲支拂開始) and gender (Male/Female/Total).

Kinds of Deferred Annuities.

昭和十年度 For the Fiscal Year 1935-6.

Table with columns: 解約 (Surrenders), 法定解除 (Cancellation of Policies by Statute), 其他ノ事由ニ因ル増減 (Increase or Decrease from Other Causes), 年度末現在契約 (Policies in Force at the End of the Present Fiscal Year). Rows include numerical data for various categories.

Table No. IV.

據置年金種 (Continued) Classification of Policies by

Table with columns for Order No., Description, Policies in Force at the End of the Previous Fiscal Year, New Business, and Deaths. Rows include categories like '五十歲支拂開始' and '六十五歲支拂開始'.

類別統計表

Kinds of Deferred Annuities.

昭和十年度 For the Fiscal Year 1935-6.

Table with columns for Surrenders, Cancellation of Policies by Statute, Increase or Decrease from Other Causes, and Policies in Force at the End of the Present Fiscal Year. Rows correspond to the categories in Table No. IV.

据置年金分割拂掛金
Classification of Business by Premium-
Annuities under the

第五表
Table No. V.

順序 No. of Order	種別 Description	前年度末現在契約 Policies in Force at the End of the Previous Fiscal Year.			新契約 New Business.			死 亡 Deaths.			
		件數 Number	掛金額 Premiums	年金額 Amt. of Annuities	件數 Number	掛金額 Premiums	年金額 Amt. of Annuities	件數 Number	掛金額 Premiums	年金額 Amt. of Annuities	
											円 Yen
1	五十歳支拂開始 Annuities Commencing at Age 50	全期拂込 Ordinary	149	5,217.37	12,536.69	9	959.35	1,500.00	—	—	—
2		十年拂込 10 Year Payment	26	1,673.13	4,352.76	3	1,060.77	1,220.00	—	—	—
3		十五年拂込 15 Year Payment	5	115.37	482.87	—	—	—	—	—	—
4		二十年拂込 20 Year Payment	6	106.21	607.25	1	41.88	120.00	—	—	—
5		計 Total	186	7,112.08	17,979.57	13	2,062.00	2,840.00	—	—	—
6	五十五歳支拂開始 Annuities Commencing at Age 55	全期拂込 Ordinary	95	5,241.63	11,573.39	4	304.49	980.00	—	—	—
7		十年拂込 10 Year Payment	9	316.97	1,027.64	2	54.19	240.00	—	—	—
8		十五年拂込 15 Year Payment	2	209.75	700.00	—	—	—	—	—	—
9		二十年拂込 20 Year Payment	5	82.01	517.33	—	—	—	—	—	—
10		計 Total	111	5,850.36	13,818.36	6	358.68	1,220.00	—	—	—
11	六十歳支拂開始 Annuities Commencing at Age 60	全期拂込 Ordinary	136	2,555.19	9,094.83	4	97.91	480.00	—	—	—
12		十年拂込 10 Year Payment	6	393.22	843.71	—	—	—	—	—	—
13		十五年拂込 15 Year Payment	2	62.30	320.00	—	—	—	—	—	—
14		二十年拂込 20 Year Payment	1	—	4.85	—	—	—	—	—	—
15		計 Total	145	3,010.71	10,263.39	4	97.91	480.00	—	—	—
16	六十五歳支拂開始 Annuities Commencing at Age 65	全期拂込 Ordinary	881	1,728.20	14,525.00	10	263.56	1,260.00	—	—	—
17		十年拂込 10 Year Payment	2	98.62	360.00	2	92.08	240.00	—	—	—
18		十五年拂込 15 Year Payment	—	—	—	—	—	—	—	—	—
19		二十年拂込 20 Year Payment	7	10.93	289.92	—	—	—	—	—	—
20		計 Total	890	1,837.95	15,174.92	12	355.64	1,500.00	—	—	—
21	計 Total	全期拂込 Ordinary	1,961	14,742.59	47,729.91	27	1,625.31	4,220.00	—	—	—
22		十年拂込 10 Year Payment	43	2,482.14	6,584.11	7	1,507.04	1,700.00	—	—	—
23		十五年拂込 15 Year Payment	9	387.42	1,502.87	—	—	—	—	—	—
24		二十年拂込 20 Year Payment	19	199.15	1,419.35	1	41.88	120.00	—	—	—
25		計 Total	1,332	17,611.10	57,236.24	35	2,874.23	6,040.00	—	—	—
26	五十歳支拂開始 Annuities Commencing at Age 50	全期拂込 Ordinary	34,664	1,657,672.65	4,607,860.79	5,097	332,403.42	710,174.00	252	9,801.58	29,465.74
27		十年拂込 10 Year Payment	9,657	651,204.81	1,507,054.61	1,851	169,017.87	274,719.00	61	3,852.71	8,494.70
28		十五年拂込 15 Year Payment	3,284	145,882.57	467,779.91	780	45,546.67	107,488.00	22	819.59	2,622.21
29		二十年拂込 20 Year Payment	2,632	81,462.80	367,033.47	739	29,779.58	101,120.00	17	528.21	2,450.00
30		計 Total	50,257	2,536,222.83	6,949,728.78	8,467	576,947.54	1,193,501.00	352	15,002.09	43,032.65
31	五十五歳支拂開始 Annuities Commencing at Age 55	全期拂込 Ordinary	16,455	726,253.25	2,109,021.68	2,950	163,478.90	398,202.00	104	4,030.61	11,830.11
32		十年拂込 10 Year Payment	1,678	98,763.21	239,614.29	349	28,756.94	49,290.00	12	500.17	1,363.23
33		十五年拂込 15 Year Payment	1,278	49,655.18	178,629.92	430	20,676.06	59,710.00	5	231.62	780.00
34		二十年拂込 20 Year Payment	1,243	31,668.20	173,179.79	424	14,280.62	57,240.00	6	171.45	800.00
35		計 Total	20,654	906,339.84	2,700,445.68	4,153	227,192.52	564,442.00	127	4,933.85	14,773.34
36	六十歳支拂開始 Annuities Commencing at Age 60	全期拂込 Ordinary	10,934	343,851.92	1,349,058.97	1,894	79,289.45	249,370.00	87	4,819.86	11,689.26
37		十年拂込 10 Year Payment	794	34,523.28	109,009.68	183	10,798.01	24,000.00	6	242.12	1,280.00
38		十五年拂込 15 Year Payment	524	15,385.95	71,212.21	156	6,302.14	21,470.00	1	84.81	240.00
39		二十年拂込 20 Year Payment	891	15,560.19	116,036.88	293	7,086.52	38,436.00	7	122.02	840.00
40		計 Total	13,143	409,321.34	1,645,317.74	2,526	103,476.12	333,276.00	101	5,268.81	14,049.26

拂込期間別統計表
Paying Periods of the Deferred
Instalment Premium Plan.

昭和十年年度
For the Fiscal Year 1935-6.

順序 No. of Order	解 約 Surrenders.			法 定 解 除 Cancellation of Policies by Statute.			其他ノ事由ニ因ル増減 Increase or Decrease from Other Causes.			年度末現在契約 Policies in Force at the End of the Present Fiscal Year.			順序 No. of Order	
	件數 Number	掛金額 Premiums	年金額 Amt. of Annuities	件數 Number	掛金額 Premiums	年金額 Amt. of Annuities	件數 Number	掛金額 Premiums	年金額 Amt. of Annuities	件數 Number	掛金額 Premiums	年金額 Amt. of Annuities		
														円 Yen
1	—	—	—	—	—	—	—	—	—	—	—	—	—	—
2	—	—	—	—	—	—	—	—	—	—	—	—	—	—
3	—	—	—	—	—	—	—	—	—	—	—	—	—	—
4	—	—	—	—	—	—	—	—	—	—	—	—	—	—
5	—	—	—	—	—	—	—	—	—	—	—	—	—	—
6	—	—	—	—	—	—	—	—	—	—	—	—	—	—
7	—	—	—	—	—	—	—	—	—	—	—	—	—	—
8	—	—	—	—	—	—	—	—	—	—	—	—	—	—
9	—	—	—	—	—	—	—	—	—	—	—	—	—	—
10	—	—	—	—	—	—	—	—	—	—	—	—	—	—
11	—	—	—	—	—	—	—	—	—	—	—	—	—	—
12	—	—	—	—	—	—	—	—	—	—	—	—	—	—
13	—	—	—	—	—	—	—	—	—	—	—	—	—	—
14	—	—	—	—	—	—	—	—	—	—	—	—	—	—
15	—	—	—	—	—	—	—	—	—	—	—	—	—	—
16	—	—	—	—	—	—	—	—	—	—	—	—	—	—
17	—	—	—	—	—	—	—	—	—	—	—	—	—	—
18	—	—	—	—	—	—	—	—	—	—	—	—	—	—
19	—	—	—	—	—	—	—	—	—	—	—	—	—	—
20	—	—	—	—	—	—	—	—	—	—	—	—	—	—
21	—	—	—	—	—	—	—	—	—	—	—	—	—	—
22	—	—	—	—	—	—	—	—	—	—	—	—	—	—
23	—	—	—	—	—	—	—	—	—	—	—	—	—	—
24	—	—	—	—	—	—	—	—	—	—	—	—	—	—
25	—	—	—	—	—	—	—	—	—	—	—	—	—	—
26	1,620	69,885.63	200,937.94	568	21,691.06	70,631.89	110	80,303.85	137,373.35	37,211	1,808,593.95	4,879,625.87	26	
27	430	25,510.61	54,136.50	85	5,476.10	10,840.00	21	52,936.43	98,091.89	10,911	732,446.83	1,610,210.52	27	
28	208	9,592.87	28,424.06	92	3,701.91	11,300.00	7	6,696.05	17,420.68	3,735	170,618.82	515,500.96	28	
29	149	5,142.20	21,235.89	78	2,393.62	9,440.00	15	3,828.79	14,533.06	3,112	99,349.56	420,494.52	29	
30	2,407	110,131.31	304,734.39	823	33,282.69	102,211.89	153	143,765.12	267,418.98	54,969	2,811,000.16	7,425,831.87	30	
31	826	30,909.03	95,453.49	342	10,230.05	42,360.00	40	31,256.13	61,926.26	18,093	813,306.33	2,295,653.82	31	
32	74	3,847.84	8,550.45	16	823.40	1,950.00	7	7,714.67	13,327.45	1,932	114,634.07	263,713.16	32	
33	89	3,334.40	10,955.57	44	1,527.33	5,620.00	1	3,224.82	8,762.03	1,571	62,013.07	212,222.32	33	
34	76	2,042.60	9,194.26	43	1,073.66	5,430.00	2	1,392.29	6,401.69	1,544	41,268.82	208,593.84	34	
35	1,065	40,133.87	124,153.77	445	13,654.44	55,380.00	30	43,587.91	90,417.43	23,140	1,031,222.29	2,980,183.14	35	
36	559	12,172.54	61,271.24	338	5,906.33	41,520.00	2	16,846.26	41,930.47	11,846	383,396.38	1,442,018.00	36	
37	48	1,292.02	5,403.17	6	353.68	720.00	2	2,589.72	5,642.25	919	40,843.75	119,964.26	37	
38	26	801.95	4,165.76	18	565.82	2,160.00	1	1,103.47	4,768.07	634	19,132.04	81,348.38	38	
39	58	821.12	6,068.81	38	637.50	4,670.00	6	834.93	5,233.36	1,087	20,231.14	137,660.71	39	
40	691	15,087.63	76,908.98	400	7,463.33	49,070.00	9	21,374.58	57,574.15	14,486	463,603.31	1,780,991.35	40	

(續) 据置年金分割拂掛金 (Continued.) Classification of Business by Deferred Annuities under

第五表 Table No. V.

Table with columns: 順序 (Order), 種別 (Description), 前年度末現在契約 (Policies in Force at the End of the Previous Fiscal Year), 新契約 (New Business), 死亡 (Deaths). Rows include categories like 六十五歳支拂開始, 五十歳支拂開始, 五十五歳支拂開始, 六十歳支拂開始, 六十五歳支拂開始, and 全期拂込.

拂込期間別統計表 Premium-Paying-Periods of the the Instalment Premium Plan.

昭和十年度 For the Fiscal Year 1935-6.

Table with columns: 解約 (Surrenders), 法定解除 (Cancellation of Policies by Statute), 其他ノ事由ニ因ル増減 (Increase or Decrease from Other Causes), 年度末現在契約 (Policies in Force at the End of the Present Fiscal Year). Rows include categories like 全期拂込, 十年拂込, 十五年拂込, 二十年拂込, and 計.

府 縣 別

Specification of

第 六 表
Table No. VI.

種 別 監督局 及府縣別	前年度末現在契約 Policies in Force at the End of the Previous Fiscal Year.	新 契 約 New Business.			死 亡 Deaths.			解 除 Number.			
		件 數 Number.	掛 金 額 Premiums.	年 金 額 Amt. of Annuities.	件 數 Number.	掛 金 額 Premiums.	年 金 額 Amt. of Annuities.				
									Yen	Yen	Yen
東京 Tokyo	即時 Immediate Annuities.	3,411	5,260,900.68	410,846.13	868	1,062,323.89	74,973.00	92	138,732.57	12,293.87	—
	据置一時掛 Deferred Annuities under the Single Premium Plan.	7,929	2,812,353.54	790,307.05	974	541,829.29	86,707.00	71	13,295.16	3,757.00	120
	据置分割掛 Deferred Annuities under the Instalment Premium Plan.	11,214	533,749.88	1,551,038.19	2,531	156,869.38	353,770.00	79	3,949.82	10,895.53	819
神奈川 KANAGAWA	即時 Immediate Annuities.	688	910,136.35	71,416.06	158	173,782.56	13,018.00	14	8,864.72	706.00	—
	据置一時掛 Deferred Annuities under the Single Premium Plan.	3,162	734,488.18	213,189.94	384	124,231.61	23,452.00	17	1,910.24	832.00	43
	据置分割掛 Deferred Annuities under the Instalment Premium Plan.	2,961	125,854.92	388,477.42	514	33,745.74	71,430.00	27	958.84	3,349.95	193
埼玉 Saitama	即時 Immediate Annuities.	451	460,325.14	36,284.80	140	131,268.99	9,333.00	11	12,005.53	1,016.00	—
	据置一時掛 Deferred Annuities under the Single Premium Plan.	2,871	397,601.42	145,651.89	336	72,763.10	16,779.00	15	1,760.91	758.00	21
	据置分割掛 Deferred Annuities under the Instalment Premium Plan.	1,839	72,175.41	234,860.58	262	13,930.39	34,530.00	11	759.08	1,434.64	72
群馬 Gunma	即時 Immediate Annuities.	359	356,327.37	28,234.98	57	42,624.08	2,912.00	9	5,429.22	485.00	—
	据置一時掛 Deferred Annuities under the Single Premium Plan.	2,044	341,906.78	118,824.62	220	59,873.04	12,914.00	17	795.13	534.00	18
	据置分割掛 Deferred Annuities under the Instalment Premium Plan.	1,542	56,514.16	197,548.93	329	15,515.73	44,006.00	3	69.40	360.00	77
千葉 Chiba	即時 Immediate Annuities.	384	397,624.67	32,457.22	67	53,449.49	3,701.00	11	9,340.81	788.40	—
	据置一時掛 Deferred Annuities under the Single Premium Plan.	2,336	374,935.13	141,446.15	277	47,246.09	11,477.00	16	2,055.72	632.00	34
	据置分割掛 Deferred Annuities under the Instalment Premium Plan.	1,570	59,419.13	192,162.96	286	13,571.81	36,800.00	6	160.41	992.40	52
茨城 Ibaraki	即時 Immediate Annuities.	349	325,543.30	27,189.74	77	58,044.06	4,340.00	16	9,801.99	932.00	—
	据置一時掛 Deferred Annuities under the Single Premium Plan.	2,641	253,048.25	102,851.14	331	58,714.97	13,804.00	16	1,002.70	704.00	36
	据置分割掛 Deferred Annuities under the Instalment Premium Plan.	1,588	54,232.63	204,407.96	377	15,787.64	48,860.00	10	235.82	1,187.26	96
栃木 Tochigi	即時 Immediate Annuities.	333	317,003.76	23,925.83	75	81,249.90	5,651.00	9	7,841.07	618.00	—
	据置一時掛 Deferred Annuities under the Single Premium Plan.	2,220	358,762.36	119,914.16	264	62,579.52	14,335.00	15	4,905.51	1,240.00	20
	据置分割掛 Deferred Annuities under the Instalment Premium Plan.	1,396	60,929.47	177,059.66	343	17,309.05	44,230.00	9	387.37	1,080.00	65
静岡 Shizuoka	即時 Immediate Annuities.	757	798,345.07	60,008.98	130	117,950.56	8,077.00	11	6,695.51	569.00	—
	据置一時掛 Deferred Annuities under the Single Premium Plan.	6,038	844,566.55	317,641.27	558	119,594.14	27,278.00	32	9,036.85	2,152.00	34
	据置分割掛 Deferred Annuities under the Instalment Premium Plan.	2,581	101,070.26	331,889.02	459	24,848.85	62,750.00	14	433.78	1,650.84	107

統 計 表

Business into Prefectures.

昭 和 十 年 度
For the Fiscal Year 1935-6.

約 Surrenders.	法 定 解 除 Cancellation of Policies by Statute.	其 他ノ 事 由ニ 因ル 増 減 Increase or Decrease from Other Causes.	年 度 末 現 在 契 約 Policies in Force at the End of the Present Fiscal Year.			府 縣 別 Prefectures.			
			掛 金 額 Premiums.	年 金 額 Amt. of Annuities.	件 數 Number.		掛 金 額 Premiums.	年 金 額 Amt. of Annuities.	件 數 Number.
—	—	34	30,501.51	2,070.43	4,221	6,214,993.51	475,595.69	—	東京 Tokyo
52,626.91	10,374.54	17	32,273.43	3,927.91	8,695	3,255,987.33	858,954.60	—	東京 Tokyo
27,513.98	87,286.46	204	6,075.48	25,510.00	12,623	631,993.36	1,737,084.69	20	神奈川 KANAGAWA
—	—	3	595.46	42.75	835	1,075,649.65	83,770.81	—	神奈川 KANAGAWA
9,294.13	2,338.00	—	—	—	3,486	847,515.42	233,472.04	—	神奈川 KANAGAWA
6,922.91	23,030.18	46	1,770.86	5,680.00	3,206	144,857.45	418,085.91	3	埼玉 Saitama
—	—	3	822.45	71.16	583	578,766.15	44,530.64	—	埼玉 Saitama
2,338.24	860.00	3	1,742.68	333.90	3,168	464,522.69	160,478.99	—	埼玉 Saitama
1,634.92	6,582.90	23	696.90	2,870.00	1,994	81,725.83	254,711.70	1	埼玉 Saitama
—	—	4	2,492.41	173.14	411	396,014.64	30,851.12	—	群馬 Gunma
2,701.22	890.00	2	1,697.40	387.42	2,227	396,586.07	129,927.20	—	群馬 Gunma
2,584.18	9,306.51	31	983.07	3,960.00	1,758	66,142.55	222,736.51	2	群馬 Gunma
—	—	6	5,790.73	439.70	446	447,524.08	35,809.52	—	千葉 Chiba
3,105.47	1,056.00	1	2,609.40	418.05	2,562	414,410.63	150,817.10	—	千葉 Chiba
1,889.85	5,893.56	20	361.61	2,480.00	1,776	68,186.26	215,535.10	2	千葉 Chiba
—	—	4	2,791.44	188.26	406	370,993.93	30,409.48	—	茨城 Ibaraki
2,083.38	1,005.00	—	5.37	67.00	2,920	308,671.77	114,879.14	—	茨城 Ibaraki
2,344.82	10,725.05	45	999.31	5,590.00	1,814	65,410.96	232,137.27	—	茨城 Ibaraki
—	—	—	—	—	399	390,412.59	28,958.83	—	栃木 Tochigi
3,250.28	768.00	—	135.55	12.00	2,449	413,050.54	132,229.16	—	栃木 Tochigi
2,637.01	7,834.86	35	1,133.97	4,200.00	1,630	73,614.58	206,324.96	—	栃木 Tochigi
—	—	1	1,242.00	87.40	877	910,842.12	67,604.38	—	静岡 Shizuoka
4,929.64	1,647.00	—	208.59	56.48	6,530	949,985.61	341,063.79	—	静岡 Shizuoka
3,698.39	12,623.34	36	1,155.80	4,440.00	2,882	117,861.77	369,785.72	1	静岡 Shizuoka

第 六 表
Table No. VI.

(Continued) Specification of

監督局 及府縣別	種 別 年金額別	前年度末現在契約 Policies in Force at the End of the Previous Fiscal Year.			新 契 約 New Business.			死 亡 Deaths.			解 除	
		件數 Number.	掛金額 Premiums.	年金額 Amt. of Annuities.	件數 Number.	掛金額 Premiums.	年金額 Amt. of Annuities.	件數 Number.	掛金額 Premiums.	年金額 Amt. of Annuities.		件數 Number.
山 梨 Yamanashi.	即時 Immediate Annuities.	151	148,588.53	11,527.90	44	38,813.31	2,608.00	2	5,938.78	620.00	—	
	据置一時拂 Deferred Annuities under the Single Premium Plan.	1,084	109,130.83	45,100.79	141	29,858.57	6,133.00	7	1,486.23	237.00	12	
	据置分期拂 Deferred Annuities under the Instalment Premium Plan.	676	25,200.25	83,918.77	191	8,602.71	24,290.00	6	164.17	720.00	33	
計 Total.	即時 Immediate Annuities.	6,883	8,974,794.87	701,801.64	1,616	1,759,506.84	124,613.00	175	204,650.20	18,028.27	—	
	据置一時拂 Deferred Annuities under the Single Premium Plan.	30,325	6,226,793.04	1,994,927.01	3,485	1,116,660.33	212,879.00	206	36,248.45	10,846.00	338	
	据置分期拂 Deferred Annuities under the Instalment Premium Plan.	25,367	1,080,146.11	3,361,363.49	5,282	300,181.30	720,666.00	165	7,118.69	21,670.62	1,514	
愛 知 Aichi.	即時 Immediate Annuities.	1,659	1,899,595.59	145,940.99	403	325,099.51	22,381.00	43	47,663.65	3,903.37	—	
	据置一時拂 Deferred Annuities under the Single Premium Plan.	10,158	1,807,079.18	613,733.20	757	256,000.37	52,543.00	103	14,262.34	5,809.00	58	
	据置分期拂 Deferred Annuities under the Instalment Premium Plan.	4,228	177,527.48	559,301.05	681	36,696.20	89,286.00	40	1,282.13	4,395.17	125	
三 重 Mie.	即時 Immediate Annuities.	594	497,846.13	38,043.31	164	122,806.92	8,477.00	25	33,752.26	2,413.00	—	
	据置一時拂 Deferred Annuities under the Single Premium Plan.	7,802	764,884.90	321,756.69	425	96,888.08	22,134.00	114	9,500.16	4,242.00	45	
	据置分期拂 Deferred Annuities under the Instalment Premium Plan.	2,618	82,749.74	320,784.42	344	15,317.69	44,570.00	16	429.42	1,704.50	135	
岐 阜 Gifu.	即時 Immediate Annuities.	786	554,958.13	42,027.59	156	96,226.83	6,879.00	6	3,497.10	328.00	—	
	据置一時拂 Deferred Annuities under the Single Premium Plan.	6,263	759,949.97	273,504.07	386	124,550.94	25,433.00	59	6,870.57	2,058.00	33	
	据置分期拂 Deferred Annuities under the Instalment Premium Plan.	1,820	68,457.12	232,622.62	278	14,755.90	36,110.00	17	695.03	1,962.87	66	
名 古 屋 Nagoya.	即時 Immediate Annuities.	953	842,331.88	65,436.95	201	141,720.41	9,812.00	26	16,260.41	1,429.62	—	
	据置一時拂 Deferred Annuities under the Single Premium Plan.	5,376	727,792.68	246,687.46	407	120,937.72	23,998.00	24	4,694.16	1,196.00	29	
	据置分期拂 Deferred Annuities under the Instalment Premium Plan.	3,022	99,522.85	358,832.42	419	21,363.01	54,140.00	8	207.48	891.48	94	
長 野 Nagano.	即時 Immediate Annuities.	664	522,852.96	41,955.34	118	79,066.37	5,963.00	26	15,005.07	1,333.18	—	
	据置一時拂 Deferred Annuities under the Single Premium Plan.	3,051	358,318.85	135,281.24	179	48,949.90	11,657.00	23	2,118.43	1,105.00	20	
	据置分期拂 Deferred Annuities under the Instalment Premium Plan.	1,060	33,449.70	123,499.73	149	6,843.74	19,000.00	19	690.85	2,105.22	30	
福 井 Fukui.	即時 Immediate Annuities.	573	505,436.03	40,478.35	128	105,550.24	8,039.00	47	38,486.29	3,538.41	—	
	据置一時拂 Deferred Annuities under the Single Premium Plan.	2,515	406,293.63	136,731.44	210	75,856.89	12,417.00	12	1,754.09	434.00	16	
	据置分期拂 Deferred Annuities under the Instalment Premium Plan.	1,297	37,560.57	151,297.74	193	7,170.69	24,180.00	8	153.77	960.00	47	

Business into Prefectures.

昭 和 十 年 度
For the Fiscal Year 1935-6.

約	法 定 解 除 Cancellation of Policies by Statute.	其他ノ事由ニ因ル増減 Increase or Decrease from Other Causes.	年 度 末 現 在 契 約 Policies in Force at the End of the Present Fiscal Year.			府 縣 別 Prefectures.						
			件 數 Number.	掛 金 額 Premiums.	年 金 額 Amt. of Annuities.		件 數 Number.	掛 金 額 Premiums.	年 金 額 Amt. of Annuities.			
										円 Yen	円 Yen	円 Yen
約 Surrenders.	法 定 解 除 Cancellation of Policies by Statute.	其他ノ事由ニ因ル増減 Increase or Decrease from Other Causes.	件 數 Number.	掛 金 額 Premiums.	年 金 額 Amt. of Annuities.	件 數 Number.	掛 金 額 Premiums.	年 金 額 Amt. of Annuities.	件 數 Number.	掛 金 額 Premiums.	年 金 額 Amt. of Annuities.	府 縣 別 Prefectures.
掛 金 額 Premiums.	年 金 額 Amt. of Annuities.	件 數 Number.	掛 金 額 Premiums.	年 金 額 Amt. of Annuities.	件 數 Number.	掛 金 額 Premiums.	年 金 額 Amt. of Annuities.	件 數 Number.	掛 金 額 Premiums.	年 金 額 Amt. of Annuities.	府 縣 別 Prefectures.	
円 Yen	円 Yen	件 數 Number.	円 Yen	円 Yen	件 數 Number.	円 Yen	円 Yen	件 數 Number.	円 Yen	円 Yen	府 縣 別 Prefectures.	
—	—	—	—	—	—	—	—	—	—	—	山 梨 Yamanashi.	
1,122.05	286.90	—	—	—	1	244.40	16.62	194	181,707.46	13,532.52	山 梨 Yamanashi.	
979.37	3,605.65	30	770.41	3,680.00	1	101.37	12.00	1,207	136,482.49	50,721.89	山 梨 Yamanashi.	
—	—	—	—	—	2	2,218.09	3,046.10	796	29,670.92	97,157.02	山 梨 Yamanashi.	
—	—	—	—	—	48	37,252.82	2,570.82	8,372	10,566,904.13	811,046.99	計 Total.	
81,451.32	19,225.44	—	—	—	22	38,571.05	5,190.66	33,244	7,187,212.55	2,172,543.91	計 Total.	
50,205.43	166,888.51	470	13,947.41	58,410.00	31	38,582.20	81,501.48	28,479	1,279,463.68	3,753,558.88	計 Total.	
—	—	—	—	—	11	7,221.59	543.44	2,030	2,184,253.04	164,962.06	愛 知 Aichi.	
8,845.89	2,635.00	—	—	—	5	5,663.69	941.00	10,749	2,034,307.63	656,891.20	愛 知 Aichi.	
4,975.38	15,105.69	28	682.13	3,360.00	8	6,586.38	14,813.31	4,708	200,697.66	610,912.88	愛 知 Aichi.	
—	—	—	—	—	3	7,368.00	499.48	730	579,532.79	43,607.83	三 重 Mie.	
7,780.53	3,100.00	—	—	—	—	—	—	8,068	844,492.29	336,548.69	三 重 Mie.	
3,908.11	15,539.61	27	744.87	3,240.00	—	5,307.63	8,937.36	2,784	87,677.40	335,932.95	三 重 Mie.	
—	—	—	—	—	2	791.24	49.81	938	648,479.10	48,628.40	岐 阜 Gifu.	
3,187.49	966.00	—	—	—	1	243.38	40.76	6,556	874,199.47	295,872.31	岐 阜 Gifu.	
1,685.12	7,087.94	26	992.14	3,111.89	1	2,491.07	5,891.20	1,988	77,349.66	250,678.72	岐 阜 Gifu.	
—	—	—	—	—	4	1,982.45	122.88	1,132	969,774.33	73,942.21	名 古 屋 Nagoya.	
5,416.29	1,856.00	—	—	—	3	1,989.76	379.20	5,727	836,630.19	267,254.26	名 古 屋 Nagoya.	
3,182.29	11,361.53	47	1,509.61	5,970.00	1	2,949.87	7,296.05	3,291	113,036.61	387,453.36	名 古 屋 Nagoya.	
—	—	—	—	—	1	570.95	55.28	757	587,485.21	46,640.44	長 野 Nagano.	
4,783.52	1,690.73	—	—	—	—	—	.98	3,187	400,366.80	144,143.49	長 野 Nagano.	
700.78	3,251.30	25	588.04	3,000.00	1	999.62	2,317.97	1,134	37,314.15	131,825.24	長 野 Nagano.	
—	—	—	—	—	10	18,035.89	1,136.47	664	590,535.87	46,115.41	福 井 Fukui.	
2,347.95	860.00	—	—	—	9	17,794.00	1,996.58	2,688	460,254.48	145,857.86	福 井 Fukui.	
1,635.56	5,612.54	26	824.05	3,290.00	1	1,133.40	3,920.66	1,408	40,984.48	161,694.54	石 川 Ishikawa.	

第 六 表
Table No. VI

(Continued) Specification of

監督局 及府縣別	種 別 年 金 種 別	前年度末現在契約 Policies in Force at the End of the Previous Fiscal Year.			新 契 約 New Business.			死 亡 Deaths.			解 件 數
		件 數 Number.	掛 金 額 Premiums.	年 金 額 Amt. of Annuities.	件 數 Number.	掛 金 額 Premiums.	年 金 額 Amt. of Annuities.	件 數 Number.	掛 金 額 Premiums.	年 金 額 Amt. of Annuities.	
富 山 Toyama.	即 時 Immediate Annuities.	424	285,134.78	21,972.54	82	76,624.36	5,043.00	21	13,694.04	1,179.64	—
	据置一時拂 Deferred Annuities under the Single Premium Plan.	2,485	244,705.22	89,959.10	159	38,850.72	7,251.00	30	1,484.80	414.00	22
	据置分割拂 Deferred Annuities under the Instalment Premium Plan.	1,129	32,790.38	131,944.47	168	6,310.14	21,035.00	19	324.22	2,051.28	45
計 Total.	即 時 Immediate Annuities.	5,653	5,108,155.50	395,855.07	1,252	947,094.64	66,594.00	194	168,358.82	14,125.22	—
	据置一時拂 Deferred Annuities under the Single Premium Plan.	37,850	5,069,024.43	1,817,653.20	2,523	762,034.82	155,433.00	365	40,684.55	15,258.00	223
	据置分割拂 Deferred Annuities under the Instalment Premium Plan.	15,174	532,057.84	1,878,282.45	2,232	108,457.37	288,321.00	127	3,782.90	14,070.52	542
大 阪 Osaka.	即 時 Immediate Annuities.	1,687	2,170,704.97	170,370.94	535	367,192.67	26,659.00	60	52,482.60	5,087.00	—
	据置一時拂 Deferred Annuities under the Single Premium Plan.	9,725	1,726,738.77	556,344.90	1,226	268,730.93	52,281.00	66	17,780.18	5,607.00	121
	据置分割拂 Deferred Annuities under the Instalment Premium Plan.	5,385	284,357.23	749,357.99	1,339	93,348.08	186,101.00	37	2,618.03	4,650.61	388
京 都 Kyōto.	即 時 Immediate Annuities.	1,715	1,912,380.69	149,399.93	266	234,395.23	17,094.00	52	47,633.86	4,519.30	—
	据置一時拂 Deferred Annuities under the Single Premium Plan.	7,111	999,215.08	340,789.25	614	142,756.00	29,128.00	61	18,410.45	4,360.00	75
	据置分割拂 Deferred Annuities under the Instalment Premium Plan.	3,204	164,391.04	448,022.15	729	58,203.02	112,555.00	15	534.45	1,253.47	191
兵 庫 Hyōgo.	即 時 Immediate Annuities.	1,282	1,866,260.14	145,714.56	317	309,726.73	21,630.00	34	27,162.55	2,458.01	—
	据置一時拂 Deferred Annuities under the Single Premium Plan.	8,432	1,238,263.60	427,882.40	804	245,024.42	48,057.00	52	21,442.86	5,639.00	105
	据置分割拂 Deferred Annuities under the Instalment Premium Plan.	4,726	254,530.81	688,816.43	875	58,788.11	127,360.00	36	1,695.85	4,881.25	249
大 阪 道 信 局 Nara.	即 時 Immediate Annuities.	116	119,668.37	9,158.01	25	22,386.16	1,475.00	5	3,528.58	290.00	—
	据置一時拂 Deferred Annuities under the Single Premium Plan.	1,825	201,196.78	77,915.30	181	23,585.48	6,014.00	9	332.03	196.00	17
	据置分割拂 Deferred Annuities under the Instalment Premium Plan.	782	40,239.90	106,117.79	131	9,084.91	19,600.00	4	77.93	372.80	45
滋 賀 Siga.	即 時 Immediate Annuities.	347	300,990.37	23,209.61	70	69,020.51	4,909.00	13	4,441.86	382.00	—
	据置一時拂 Deferred Annuities under the Single Premium Plan.	3,758	310,480.55	129,484.04	273	43,168.08	9,723.00	22	3,784.10	861.00	11
	据置分割拂 Deferred Annuities under the Instalment Premium Plan.	942	27,933.33	111,490.00	80	3,862.63	10,650.00	6	118.52	720.00	40
和 歌 山 Wakayama.	即 時 Immediate Annuities.	282	302,334.22	22,372.30	67	33,571.04	2,305.00	7	5,147.84	388.00	—
	据置一時拂 Deferred Annuities under the Single Premium Plan.	2,368	364,261.71	130,134.94	278	85,119.20	19,242.00	25	2,165.16	727.00	19
	据置分割拂 Deferred Annuities under the Instalment Premium Plan.	1,355	52,612.37	175,777.08	200	11,478.28	28,220.00	12	601.82	2,055.16	47

Business into Prefectures.

昭 和 十 年 度
For the Fiscal Year 1935-6.

約	法 定 解 除 Cancellation of Policies by Statute.	其他ノ事由ニ因ル増減 Increase or Decrease from Other Causes.			年 度 末 現 在 契 約 Policies in Force at the End of the Present Fiscal Year.			府 縣 別 Prefectures.
		掛 金 額 Premiums.	年 金 額 Amt. of Annuities.	件 數 Number.	掛 金 額 Premiums.	年 金 額 Amt. of Annuities.	件 數 Number.	
約	法 定 解 除	掛 金 額	年 金 額	件 數	掛 金 額	年 金 額	件 數	府 縣 別
—	—	—	—	—	—	—	—	—
2,844.31	850.00	—	—	—	—	—	—	富 山 Toyama.
1,067.73	5,112.06	28	599.25	3,360.00	—	—	—	—
—	—	—	—	—	—	—	—	—
35,205.98	11,957.73	—	—	—	—	—	—	計 Total.
17,154.97	63,070.67	207	5,940.09	25,331.89	—	—	—	—
—	—	—	—	—	—	—	—	—
16,924.53	4,749.00	—	—	—	—	—	—	大 阪 Osaka.
19,055.36	51,092.55	339	7,531.40	41,380.00	—	—	—	—
—	—	—	—	—	—	—	—	—
12,365.13	2,767.00	—	—	—	—	—	—	京 都 Kyōto.
10,197.19	27,269.71	137	2,818.97	16,480.00	—	—	—	—
—	—	—	—	—	—	—	—	—
14,409.30	4,689.00	—	—	—	—	—	—	兵 庫 Hyōgo.
10,772.24	31,711.38	196	4,482.75	24,180.00	—	—	—	—
—	—	—	—	—	—	—	—	—
1,546.69	434.00	—	—	—	—	—	—	大 阪 道 信 局 Nara.
1,942.72	7,041.45	69	758.61	8,280.00	—	—	—	—
—	—	—	—	—	—	—	—	—
1,641.19	485.00	—	—	—	—	—	—	滋 賀 Siga.
1,059.91	5,032.19	27	350.47	3,240.00	—	—	—	—
—	—	—	—	—	—	—	—	—
3,918.52	1,042.00	—	—	—	—	—	—	和 歌 山 Wakayama.
1,765.65	5,986.79	52	1,100.90	6,360.00	—	—	—	—

第 六 表 Table No. VI.

(Continued) Specification of

監督局 及府縣別	種 別 年金種別	前年度末現在契約 Policies in Force at the End of the Previous Fiscal Year.			新 契 約 New Business.			死 亡 Deaths.			解 除 Number.
		件 數 Number.	掛 金 額 Premiums.	年 金 額 Amt. of Annuities.	件 數 Number.	掛 金 額 Premiums.	年 金 額 Amt. of Annuities.	件 數 Number.	掛 金 額 Premiums.	年 金 額 Amt. of Annuities.	
總 島 Tokushima.	即 時 Immediate Annuities.	199	204,597.44	16,249.79	27	15,036.66	1,086.00	1	1,997.19	201.00	—
	据置一時拂 Deferred Annuities under the Single Premium Plan.	2,302	256,022.14	103,571.08	239	67,538.75	15,556.00	12	1,514.23	706.00	14
	据置分額拂 Deferred Annuities under the Instalment Premium Plan.	773	28,324.03	94,808.99	91	6,584.58	14,220.00	5	338.14	632.48	46
高 知 Kai.	即 時 Immediate Annuities.	116	181,443.95	16,242.08	23	18,811.57	1,482.00	6	3,917.98	348.00	—
	据置一時拂 Deferred Annuities under the Single Premium Plan.	1,848	241,753.95	99,945.19	231	55,656.52	13,769.00	9	872.95	418.00	24
	据置分額拂 Deferred Annuities under the Instalment Premium Plan.	893	34,634.11	118,913.74	104	5,388.70	14,032.00	7	238.49	1,200.00	47
計 Total.	即 時 Immediate Annuities.	5,744	7,058,380.15	552,717.22	1,330	1,070,140.57	76,640.00	178	148,312.46	13,673.31	—
	据置一時拂 Deferred Annuities under the Single Premium Plan.	37,369	5,337,932.58	1,866,067.10	3,846	931,579.38	193,770.00	256	66,301.98	18,514.00	386
	据置分額拂 Deferred Annuities under the Instalment Premium Plan.	18,060	887,022.82	2,493,204.19	3,549	246,738.31	512,738.00	122	6,243.23	15,765.77	1,053
廣 島 Hiroshima.	即 時 Immediate Annuities.	1,029	1,084,767.27	86,027.60	137	135,572.24	9,624.00	24	26,581.63	2,530.18	—
	据置一時拂 Deferred Annuities under the Single Premium Plan.	5,672	781,271.30	317,702.67	361	117,454.87	26,184.00	41	7,629.60	2,124.00	35
	据置分額拂 Deferred Annuities under the Instalment Premium Plan.	3,081	106,428.59	387,281.47	554	21,072.67	72,660.00	25	1,037.10	3,713.51	120
廣 島 取 Totтори.	即 時 Immediate Annuities.	167	134,502.98	10,561.10	20	29,265.53	1,860.00	10	8,519.44	800.00	—
	据置一時拂 Deferred Annuities under the Single Premium Plan.	1,647	191,356.71	86,787.30	114	19,556.73	4,490.00	18	3,346.18	1,664.00	12
	据置分額拂 Deferred Annuities under the Instalment Premium Plan.	788	25,130.66	106,146.74	124	4,127.51	16,140.00	8	97.50	730.00	15
信 州 Simane.	即 時 Immediate Annuities.	185	207,598.72	16,230.02	24	26,814.09	1,895.00	2	1,632.73	140.00	—
	据置一時拂 Deferred Annuities under the Single Premium Plan.	1,983	185,060.17	88,858.90	126	25,024.64	6,367.00	18	1,597.34	1,136.00	9
	据置分額拂 Deferred Annuities under the Instalment Premium Plan.	1,207	28,262.80	140,728.99	189	5,339.08	24,440.00	9	103.65	894.38	40
岡 山 Okayama.	即 時 Immediate Annuities.	568	529,550.04	41,787.34	94	62,764.92	4,752.00	14	9,707.59	865.40	—
	据置一時拂 Deferred Annuities under the Single Premium Plan.	3,438	540,446.01	203,828.67	277	62,212.64	14,693.00	20	1,971.55	1,026.00	21
	据置分額拂 Deferred Annuities under the Instalment Premium Plan.	2,116	68,813.92	259,243.91	421	17,281.71	56,160.00	10	160.87	1,039.09	85
山 口 Yamaguti.	即 時 Immediate Annuities.	651	744,043.29	57,821.74	74	52,647.57	3,794.00	18	17,527.66	1,448.00	—
	据置一時拂 Deferred Annuities under the Single Premium Plan.	3,693	509,544.50	200,400.46	203	50,356.31	11,538.00	24	3,263.55	1,424.00	25
	据置分額拂 Deferred Annuities under the Instalment Premium Plan.	2,148	67,028.44	266,993.68	287	9,137.82	37,200.00	11	341.13	1,350.00	77

Business into Prefectures.

昭 和 十 年 度
For the Fiscal Year 1935-6.

約	法 定 解 除 Cancellation of Policies by Statute.	其他ノ事由ニ因ル増減 Increase or Decrease from Other Causes.	年 度 末 現 在 契 約 Policies in Force at the End of the Present Fiscal Year.			府 縣 別 Prefectures.											
			件 數 Number.	掛 金 額 Premiums.	年 金 額 Amt. of Annuities.		件 數 Number.	掛 金 額 Premiums.	年 金 額 Amt. of Annuities.								
										Yen	Yen	Yen	Yen	Yen	Yen		
約	法 定 解 除	其他ノ事由ニ因ル増減	件 數	掛 金 額	年 金 額	件 數	掛 金 額	年 金 額	件 數	掛 金 額	年 金 額	件 數	掛 金 額	年 金 額	府 縣 別		
掛 金 額	年 金 額	件 數	掛 金 額	年 金 額	件 數	掛 金 額	年 金 額	件 數	掛 金 額	年 金 額	件 數	掛 金 額	年 金 額	件 數	掛 金 額	年 金 額	府 縣 別
Yen	Yen	Number.	Yen	Yen	Number.	Yen	Yen	Number.	Yen	Yen	Number.	Yen	Yen	Number.	Yen	Yen	Prefectures.
—	—	—	—	—	—	—	—	—	—	—	—	—	—	—	—	—	—
352.80	174.00	—	—	—	—	—	—	—	—	—	—	—	—	—	—	—	總 島 Tokushima.
1,395.74	4,558.43	28	343.26	3,360.00	—	—	—	—	—	—	—	—	—	—	—	—	總 島 Tokushima.
—	—	—	—	—	—	—	—	—	—	—	—	—	—	—	—	—	高 知 Kai.
8,778.76	2,132.00	—	—	—	—	—	—	—	—	—	—	—	—	—	—	—	高 知 Kai.
1,154.93	5,221.39	58	697.06	7,050.00	—	—	—	—	—	—	—	—	—	—	—	—	高 知 Kai.
—	—	—	—	—	—	—	—	—	—	—	—	—	—	—	—	—	計 Total.
60,036.92	16,472.00	—	—	—	—	—	—	—	—	—	—	—	—	—	—	—	計 Total.
47,343.74	137,913.89	906	18,083.42	110,330.00	—	—	—	—	—	—	—	—	—	—	—	—	計 Total.
—	—	—	—	—	—	—	—	—	—	—	—	—	—	—	—	—	廣 島 Hiroshima.
5,325.31	1,650.00	—	—	—	—	—	—	—	—	—	—	—	—	—	—	—	廣 島 Hiroshima.
3,302.63	14,155.41	84	1,361.38	10,110.00	—	—	—	—	—	—	—	—	—	—	—	—	廣 島 Hiroshima.
—	—	—	—	—	—	—	—	—	—	—	—	—	—	—	—	—	廣 島 取 Totutori.
504.56	290.00	—	—	—	—	—	—	—	—	—	—	—	—	—	—	—	廣 島 取 Totutori.
392.18	1,818.21	23	341.41	2,760.00	—	—	—	—	—	—	—	—	—	—	—	—	廣 島 取 Totutori.
—	—	—	—	—	—	—	—	—	—	—	—	—	—	—	—	—	信 州 Simane.
—	—	—	—	—	—	—	—	—	—	—	—	—	—	—	—	—	信 州 Simane.
747.35	296.00	—	—	—	—	—	—	—	—	—	—	—	—	—	—	—	信 州 Simane.
502.80	4,308.77	60	775.76	7,310.00	—	—	—	—	—	—	—	—	—	—	—	—	信 州 Simane.
—	—	—	—	—	—	—	—	—	—	—	—	—	—	—	—	—	岡 山 Okayama.
2,488.09	684.00	—	—	—	—	—	—	—	—	—	—	—	—	—	—	—	岡 山 Okayama.
2,026.26	9,398.26	40	838.03	4,910.00	—	—	—	—	—	—	—	—	—	—	—	—	岡 山 Okayama.
—	—	—	—	—	—	—	—	—	—	—	—	—	—	—	—	—	山 口 Yamaguti.
3,452.22	1,126.00	—	—	—	—	—	—	—	—	—	—	—	—	—	—	—	山 口 Yamaguti.
3,730.55	9,754.83	51	1,254.25	6,200.00	—	—	—	—	—	—	—	—	—	—	—	—	山 口 Yamaguti.

第六表 Table No. VI

(續) 府 縣 別 (Continued) Specification of

統 計 表 Business into Prefectures.

昭和十年度 For the Fiscal Year 1935-6.

Table with columns for Prefecture (府縣別), Policy Type (種別), Previous Year (前年度末現在契約), New Business (新契約), Deaths (死亡), and Surrender (解約). Rows include Kagawa, Ehime, Kumamoto, Nagasaki, Fukuoka, Oita, and Saga.

Table with columns for Surrender (約), Cancellation of Policies by Statute (法定解除), Increase or Decrease from Other Causes (其他ノ事由ニ因ル増減), and Policies in Force at the End of the Present Fiscal Year (年度末現在契約). Rows correspond to the prefectures listed in the left table.

第六表 Table No. VI

(Continued) Specification of

Table with columns for Prefecture, Policy Type, Previous Year End, New Business, and Deaths. Rows include Miyazaki, Kagosima, Okinawa, Miyagi, Niigata, Fukushima, Iwate, and Aomori.

Business into Prefectures.

昭和十年度 For the Fiscal Year 1935-6.

Table with columns for Surrenders, Cancellation of Policies by Statute, Increase or Decrease from Other Causes, and Policies in Force at the End of the Present Fiscal Year. Rows include Miyazaki, Kagosima, Okinawa, Miyagi, Niigata, Fukushima, Iwate, and Aomori.

第六表 Table No. VI.

(Continued) Specification of

種 別 監督局 及府縣別	年 金 種 別	前 年 度 末 現 在 契 約			新 契 約			死 亡			解
		Policies in Force at the End of the Previous Fiscal Year.			New Business.			Deaths.			
		件 數	掛 金 額	年 金 額	件 數	掛 金 額	年 金 額	件 數	掛 金 額	年 金 額	
山 形	即時	457	362,886.42	27,446.71	33	30,970.25	2,124.00	9	1,681.05	138.32	—
山 形	據置一時拂	4,702	433,725.60	184,229.13	263	41,392.52	9,850.00	49	4,236.36	2,706.35	49
	據置分割拂	1,620	52,822.75	188,228.18	310	11,117.38	38,650.00	5	119.25	600.00	57
	計	159	186,337.34	13,212.22	21	10,809.32	720.00	1	1,137.09	80.00	—
秋 田	即時	2,061	215,347.60	97,799.30	94	13,521.77	3,549.00	15	1,042.12	380.00	9
	據置一時拂	1,244	37,954.78	152,947.06	217	7,212.56	27,320.00	4	184.56	377.50	65
	計	3,093	2,922,686.22	225,929.33	457	354,699.22	25,049.00	115	71,873.06	6,894.92	—
計	據置一時拂	25,129	3,072,124.56	1,209,041.51	1,710	357,036.16	82,225.00	197	20,032.59	8,356.35	239
	據置分割拂	12,459	438,384.80	1,528,466.04	2,200	87,837.91	282,868.00	65	2,860.47	7,553.90	548
	計	524	868,471.87	68,946.41	154	184,678.64	12,810.00	15	11,175.85	912.50	—
北 海 道	即時	4,297	877,857.00	255,469.09	575	210,163.27	39,897.00	75	9,854.12	3,533.00	80
	據置一時拂	6,061	244,007.32	828,508.08	833	45,784.03	120,000.00	38	1,300.43	5,069.64	354
	計	28,351	32,520,673.96	2,535,869.12	5,849	5,377,647.68	379,424.00	847	783,134.71	71,109.39	—
內 地 合 計	據置一時拂	174,348	26,542,199.73	9,408,678.91	15,421	4,142,288.65	858,550.00	1,407	213,626.98	72,688.98	1,616
	據置分割拂	102,444	4,006,713.74	13,228,897.76	18,293	955,154.20	2,479,814.00	696	27,003.88	85,147.84	5,196
	計	32	46,273.41	3,553.25	4	18,670.06	1,613.00	1	1,378.06	100.00	—
關 東 州 及 滿 洲 附 屬 地	即時	530	131,886.63	39,284.30	8	9,813.90	1,401.00	4	86.93	84.00	5
	據置一時拂	1,093	37,292.96	118,454.63	18	2,226.41	3,725.00	11	440.34	988.55	28
	計	46	58,646.30	4,124.50	7	9,883.57	616.00	1	1,287.46	100.00	—
樺 太	據置一時拂	144	81,421.77	18,883.00	24	15,630.09	2,625.00	1	2,804.85	500.00	3
	據置分割拂	319	21,838.57	54,387.71	42	4,641.76	6,900.00	2	6.86	240.00	13
	計	44	76,901.22	5,971.48	8	29,701.56	2,112.00	2	2,536.18	200.00	—
臺 灣	即時	623	118,524.19	38,484.00	13	10,596.33	2,164.00	2	650.46	220.00	7
	據置一時拂	245	14,399.08	36,580.09	10	694.85	1,380.00	1	37.12	120.00	9
	計	—	—	—	—	—	—	—	—	—	—
海 外 在 留 本 邦 人	據置一時拂	6	10,844.69	4,070.00	1	737.93	100.00	—	—	—	—
	據置分割拂	—	—	—	1	59.64	120.00	—	—	—	—
	計	28,473	32,702,494.89	2,549,518.35	5,868	5,435,902.87	383,765.00	851	788,336.41	71,509.39	—
全 國 總 計	據置一時拂	175,651	26,884,877.01	9,509,400.21	15,467	4,179,066.90	864,840.00	1,414	217,169.22	73,492.98	1,631
	據置分割拂	104,101	4,080,244.35	13,438,320.19	18,364	962,776.86	2,491,939.00	710	27,488.20	86,496.39	5,246

Business into Prefectures.

昭和十年度 For the Fiscal Year 1935-6.

約		法 定 解 除			其 他 ノ 事 由 = 因 於 增 減			年 度 末 現 在 契 約			府 縣 別
Surrenders.		Cancellation of Policies by Statute.			Increase or Decrease from Other Causes.			Policies in Force at the End of the Present Fiscal Year.			
掛 金 額	年 金 額	件 數	掛 金 額	年 金 額	件 數	掛 金 額	年 金 額	件 數	掛 金 額	年 金 額	
—	—	—	—	—	5	6,092.40	453.72	486	398,268.02	29,886.11	山 形
2,499.24	1,240.00	—	—	—	4	5,844.26	878.39	4,863	462,538.26	189,254.39	
1,206.48	5,660.25	42	1,199.95	5,300.00	1	3,758.68	11,892.84	1,825	57,655.77	203,425.09	
—	—	—	—	—	1	1,757.23	103.55	180	197,766.80	13,955.77	秋 田
708.49	396.00	—	—	—	1	1,757.23	190.78	2,130	225,361.53	100,381.52	
1,755.57	8,326.12	22	391.10	2,690.00	—	2,371.28	6,085.22	1,370	40,464.83	162,788.22	
—	—	—	—	—	20	17,326.68	1,343.98	3,455	3,222,839.06	245,427.39	計
30,755.42	15,056.00	—	—	—	10	12,189.15	1,800.41	26,393	3,366,183.56	1,265,963.75	
13,974.13	58,619.62	252	6,639.93	30,810.00	10	26,092.49	71,059.95	13,784	476,665.89	1,643,280.57	
—	—	—	—	—	7	4,103.34	288.43	670	1,046,078.00	81,132.34	北 海 道
11,296.44	3,207.00	—	—	—	3	1,979.86	217.01	4,714	1,064,889.85	288,409.08	
12,897.04	44,956.38	190	4,984.41	24,160.00	4	7,834.37	22,428.41	6,308	262,775.10	851,893.65	
—	—	—	—	—	156	113,672.96	8,207.48	33,509	37,228,859.89	2,852,301.21	內 地 合 計
264,536.03	81,251.59	—	—	—	86	145,144.20	21,429.42	188,660	30,061,161.17	10,091,868.92	
174,028.51	610,970.22	2,726	63,621.91	335,021.89	103	221,100.32	486,662.10	112,016	4,476,113.32	14,190,909.71	
—	—	—	—	—	2	1,854.42	130.07	37	65,419.83	5,196.32	關 東 州 及 滿 洲 附 屬 地
476.55	84.00	—	—	—	1	1,416.42	180.00	528	139,720.63	40,337.30	
611.32	3,005.39	—	—	—	1	666.17	1,660.47	1,071	37,801.54	116,525.22	
—	—	—	—	—	1	1,520.57	92.64	53	68,762.98	4,733.14	樺 太
727.90	168.00	—	—	—	1	1,520.57	250.00	163	91,998.54	20,590.00	
803.26	2,107.09	—	—	—	—	658.54	1,414.70	346	25,011.67	57,525.92	
—	—	—	—	—	—	—	—	50	104,066.60	7,883.48	臺 灣
375.65	168.00	—	—	—	—	—	—	627	128,094.41	40,250.00	
590.88	1,677.06	1	48.98	120.00	—	296.13	245.62	244	14,120.82	35,797.41	
—	—	—	—	—	—	—	—	—	—	—	海 外 在 留 本 邦 人
—	—	—	—	—	—	—	—	—	—	—	
—	—	—	—	—	159	117,047.95	8,430.19	33,649	37,467,109.30	2,870,204.15	
266,116.13	81,671.59	—	—	—	88	148,081.19	21,859.42	187,965	30,432,577.37	10,197,216.22	全 國 總 計
176,033.97	617,759.76	2,727	63,670.89	335,141.89	104	222,721.16	489,982.89	113,878	4,553,106.99	14,400,878.26	

第七表 Table No. VII

年齡五歲階級別 Specification of New Business into Fifth

Table with columns for age groups (e.g., 十五歲以下, 二十歲以下), sex (Male/Female), and financial details (Number, Amount of Annuities) under Immediate and Deferred Annuities.

新契約統計表 Year Grouping of Ages of Annuitants.

昭和十年度 For the Fiscal Year 1935-6.

Table with columns for Plan (Plan, Defered Annuities under the Instalment Premium Plan, Total) and financial details (Number, Amount of Annuities) for various age groups.

新契約掛金額別統計表
New Business Classified by
Amount of Premiums.

第八表
Table No. VIII.

昭和十年度
For the Fiscal Year 1935-6.

Table with 6 columns: Classification, New Business (Number, Premiums), Classification, New Business (Number, Premiums). Rows include categories like '五圓未満', '十圓未満', '十五圓未満', etc., with sub-rows for '即時' and '据置' policies.

据置年金契約中年金支拂開始契約統計表
Deferred Policies which Annuity-Payment
is being Made.

第九表
Table No. IX.

昭和十年度
For the Fiscal Year 1935-6.

Table with 12 columns: Classification, Previous Year, Current Year, Death, Other Causes, Current Year. Rows include age groups like '五十歳支拂開始', '五十五歳支拂開始', etc., and a 'Grand Total' row.

第十表 Table No. X

即時 (A) IMMEDIATE ANNUITIES.

年金受取人産 Classification of Policies specifying into Kinds

Table with 12 columns: Industry (大分類), Tokyo (東京), Nagoya (名古屋), Osaka (大阪), Hiroshima (広島), Kumamoto (熊本), Sendai (仙臺), Sapporo (札幌), Kwantung (關東州), Saghalien (樺太), Formosa (臺灣), Total (計). Rows include Agriculture, Aquatic Products, Mining, Manufacturing, Commerce, Transport & Communication, Civil Services & Liberal Professions, Domestic Affairs, Other Industries, No Industry, and Unknown.

据置一時拂 (B) DEFERRED ANNUITIES UNDER THE SINGLE PREMIUM PLAN.

Table with 12 columns: Industry (大分類), Tokyo (東京), Nagoya (名古屋), Osaka (大阪), Hiroshima (広島), Kumamoto (熊本), Sendai (仙臺), Sapporo (札幌), Kwantung (關東州), Saghalien (樺太), Formosa (臺灣), Total (計). Rows include Agriculture, Aquatic Products, Mining, Manufacturing, Commerce, Transport & Communication, Civil Services & Liberal Professions, Domestic Affairs, Other Industries, No Industry, and Unknown.

備考 一、本表ハ昭和十一年六月末現在契約の中置書番號ノ末尾ニ据置年金(一時拂及分割拂)ニアリテ五十番、即時年金ニアリテ八十番、三十番、五十番、七... 二、海外在留本邦人ノ契約ニ對シテハ調査困難ニ付之ヲ除外セリ。 三、本表ハ昭和五年内閣訓令第三號ノ產業分類ニ準據セリ。唯同分類ト異ナル點ハ有業者ノ家族ニシテ業ヲ有セサル者ハ同分類ニ於テハ「無業」中ニ包含セ...

業別件數表 by Industries of Annuitants, of Policies.

据置分割拂 (C) DEFERRED ANNUITIES UNDER THE INSTALMENT PREMIUM PLAN.

昭和十一年六月末現在 As at the End of June, 1936.

Table with 12 columns: Industry (大分類), Tokyo (東京), Nagoya (名古屋), Osaka (大阪), Hiroshima (広島), Kumamoto (熊本), Sendai (仙臺), Sapporo (札幌), Kwantung (關東州), Saghalien (樺太), Formosa (臺灣), Total (計). Rows include Agriculture, Aquatic Products, Mining, Manufacturing, Commerce, Transport & Communication, Civil Services & Liberal Professions, Domestic Affairs, Other Industries, No Industry, and Unknown.

合計 (D) AGGREGATION OF THE WHOLE KINDS OF ANNUITIES.

Table with 12 columns: Industry (大分類), Tokyo (東京), Nagoya (名古屋), Osaka (大阪), Hiroshima (広島), Kumamoto (熊本), Sendai (仙臺), Sapporo (札幌), Kwantung (關東州), Saghalien (樺太), Formosa (臺灣), Total (計). Rows include Agriculture, Aquatic Products, Mining, Manufacturing, Commerce, Transport & Communication, Civil Services & Liberal Professions, Domestic Affairs, Other Industries, No Industry, and Unknown.

十番、九十番ノ端數ヲ有スル契約ノ年金受取人又ハ其ノ扶養者ノ職業ヲ當該契約ノ受持局ニ於テ實地調査シタルモノニ基キ各選信局別ニ産業割合ヲ求メ、之ヲ現在シメタルモ、本表ハ前同調査トノ比較ニ便スルためニ是等無業者ヲ其ノ主又ハ扶養者ノ所屬産業ニ組入レ掲ケタリ。而シテ其ノ組入數ハ括弧ヲ附シ之ヲ再掲スル... 1930; yet some difference exists in the classification of the insured members of a family who have no occupation. In the above table, such insureds are included in some industries according to the head's of a family or their supporter's, whereas, in the Government classification, they are treated as No...

新契約府縣別平均掛

第十一表 Table No. XI

Average Premiums and Average Amount of Annuities

Table with columns for Order No., Kind of Annuities, and Average Premiums/Amounts for various prefectures like Tokyo, Kanagawa, etc.

金額及平均年金額表

of New Business, Specified into Prefectures.

昭和十年度 For the Fiscal Year 1935-6.

Table with columns for Order No., Kind of Annuities, and Average Premiums/Amounts for various prefectures like Hiroshima, Yamaguchi, etc.

年金種類

第十二表 Table No. XII

Condition of Extinction

Table with columns: 順序 (Order), 種別 (Description), 死 (Deaths), 約 (Surrenders), 法定解除 (Cancellation of Policies by Statute), 順序 (Order). Rows include categories like 東京 (Tokyo), 名古屋 (Nagoya), 大阪 (Osaka), 広島 (Hiroshima), 熊本 (Kumamoto), 仙臺 (Sendai).

備考 本表ノ消滅率ノ算出方法ニ就キテハ本書「例言」中ニ記載セル處ナルカ、「法定解除率」欄中ニ括弧ヲ附シタルモノハ特ニ次ノ方法ニ依リタルモノナリ。 As regards the calculation methods of the various rates in the above, it has been given in the Preface of this Report; yet, the which is equivalent to one half of the sum of the policies in force (less the Paid-up policies in force) at each end of the

別消滅狀況

Classified by Kinds of Policies.

昭和十年度 For the Fiscal Year 1935-6.

Table with columns: 順序 (Order), 種別 (Description), 死 (Deaths), 約 (Surrenders), 法定解除 (Cancellation of Policies by Statute), 順序 (Order). Rows include categories like 札幌 (Sapporo), 内地合計 (Total Interior), 關東州 (Kanto Province), 海外 (Overseas), 全國總計 (Grand Total).

リ。即チ括弧内ノ現在在効件數ヨリ損金拂済契約ニ變更セルモノヲ控除セル年度始及年度末現在在効件數ノ和ノ二分ノ一ヲ以テ法定解除率ヲ除シタ figures in the parentheses given for the Cancellation-rates are specially found by dividing the cancelled policies by the "Exposed to Risk" previous and the present fiscal years.

府縣別人口一萬人ニ Rates of Policies in Force

第十三表 Table No. XIII

Table with 7 columns: 順序 (Order), 監督局及府縣別 (Supervisory Institutes & Prefectures), 人口 (Inhabitants), 件数 (Number), 同一萬人=對スル割合 (Ratio per 10,000), 年金額 (Amount of Annuity), 同一萬人=對スル割合 (Ratio per 10,000). Rows include Tokyo, Kanagawa, Saitama, Gunma, etc.

備考 本表中人口ハ第一編第二十三表ノ備考ニ同シ。 Note:- The population used in the above calculation is the same as Table No. XXIII, Part I.

對スル現在契約割合 per 10,000 Inhabitants by Prefectures.

昭和十年度末現在 As at the End of March, 1936.

Table with 7 columns: 順序 (Order), 監督局及府縣別 (Supervisory Institutes & Prefectures), 人口 (Inhabitants), 件数 (Number), 同一萬人=對スル割合 (Ratio per 10,000), 年金額 (Amount of Annuity), 同一萬人=對スル割合 (Ratio per 10,000). Rows include Okayama, Yamaguchi, Kagawa, Ehime, etc.

第十四表 Table No. XIV.

昭和十年度末 Tables Showing Percentages of the Present

(イ) 年金種類別割合 (A) PERCENTAGES CLASSIFIED INTO KINDS OF POLICIES.

Table with 12 columns: 種別 (Description), 即時 (Immediate Annuities), 据置一時拂 (Deferred Annuities under the Single Premium Plan), 据置分割拂 (Deferred Annuities under the Instalment Premium Plan), 計 (Total). Rows include 男 (Males), 女 (Females), and 計 (Total).

(ハ) 据置年金分割拂掛 (C) PERCENTAGES CLASSIFIED BY THE DEFERRED ANNUITIES UNDER

Table with 13 columns: 種別 (Description), 五十歳支拂開始 (Annuities Commencing at Age 50), 五十五歳支拂開始 (Annuities Commencing at Age 55), 六 (Six). Rows include 元金抛棄 (Without Return of Purchase Money), 元金留保 (With Return of Purchase Money), and 計 (Total).

(ニ) 男女別割合 (D) PERCENTAGES SPECIFIED INTO SEXES.

Table with 7 columns: 種別 (Description), 男 (Males), 女 (Females), 計 (Total). Rows include 即時 (Immediate Annuities), 据置一時拂 (Deferred Annuities under the Single Premium Plan), 据置分割拂 (Deferred Annuities under the Instalment Premium Plan), and 計 (Total).

現在契約百分比 Policies in Force as at the End Fiscal Year (1935-6).

(ロ) 据置年金ニ於ケル年金支拂開始年齢別割合 (B) PERCENTAGES OF ANNUITY-COMMENCING AGES.

Table with 10 columns: 種別 (Description), 五十歳支拂開始 (Annuities Commencing at Age 50), 五十五歳支拂開始 (Annuities Commencing at Age 55), 六十歳支拂開始 (Annuities Commencing at Age 60), 六十五歳支拂開始 (Annuities Commencing at Age 65), 計 (Total). Rows include 据置一時拂 (Deferred Annuities under the Single Premium Plan), 据置分割拂 (Deferred Annuities under the Instalment Premium Plan), and 計 (Total).

金拂込期間別割合 PREMIUM-PAYING-PERIODS OF THE INSTALMENT PREMIUM PLAN.

Table with 15 columns: 十歳支拂開始 (Annuities Commencing at Age 60), 六十五歳支拂開始 (Annuities Commencing at Age 65), 計 (Total). Rows include 十年拂込 (10 Year Payment), 十五年拂込 (15 Year Payment), 二十年拂込 (20 Year Payment), and 計 (Total).

(ホ) 年金額別割合 (E) PERCENTAGES SPECIFIED INTO AMOUNT OF ANNUITY.

Table with 11 columns: 種別 (Description), 五十圓未滿 (Under 50 Yen), 百圓未滿 (Under 100 Yen), 百五十圓未滿 (Under 150 Yen), 二百圓未滿 (Under 200 Yen), 三百圓未滿 (Under 300 Yen), 五百圓未滿 (Under 500 Yen), 千圓未滿 (Under 1,000 Yen), 二千圓未滿 (Under 2,000 Yen), 二千圓以上 (Above 2,000 Yen), 計 (Total). Rows include 即時 (Immediate Annuities), 据置一時拂 (Deferred Annuities under the Single Premium Plan), 据置分割拂 (Deferred Annuities under the Instalment Premium Plan), and 計 (Total).

收支計算累年比較表

(郵便年金特別會計)

Comparison of Revenue Accounts for the Last Five Years.

(Special Account for the Post Office Life Annuities Business.)

第十五表 Table No. XV.

種別 Description.	收入 Incomes.				
	昭和十年度 1925-6.	昭和九年度 1924-5.	昭和八年度 1923-4.	昭和七年度 1922-3.	昭和六年度 1921-2.
	円 Yen	円 Yen	円 Yen	円 Yen	円 Yen
前年度末積立金 Annuities Fund as at the End of the Previous Fiscal Year.	81,091,712.204	69,029,314.934	54,912,818.430	44,107,111.374	35,538,349.472
收入掛金 Premium Received.	14,058,826.100	12,515,299.370	14,163,499.240	11,451,613.860	9,347,614.970
運用收入 Interests.	4,094,599.569	3,897,857.300	3,780,427.764	2,817,216.046	2,248,248.992
雑收入 Others.	11,954.350	11,818.480	22,320.500	7,096.970	5,860.670
計 Total.	99,257,092.223	85,454,290.084	72,879,065.934	58,383,038.250	47,140,074.104
種別 Description.	支出 Outgoes.				
	昭和十年度 1925-6.	昭和九年度 1924-5.	昭和八年度 1923-4.	昭和七年度 1922-3.	昭和六年度 1921-2.
	円 Yen	円 Yen	円 Yen	円 Yen	円 Yen
事業費 Business Expenses.	425,717.080	407,739.030	395,897.630	390,242.270	338,245.090
支拂年金 Payment of Annuities.	2,825,703.590	2,436,259.710	2,040,032.750	1,557,596.150	1,208,613.480
返還金 Return of Purchase Money.	1,585,070.800	1,518,579.140	1,413,820.620	1,522,381.400	1,486,104.160
年度末積立金 Annuities Fund at the End of the Fiscal Year.	94,420,600.753	81,091,712.204	69,029,314.934	54,912,818.430	44,107,111.374
計 Total.	99,257,092.223	85,454,290.084	72,879,065.934	58,383,038.250	47,140,074.104

積立金運用状況

Condition of Investment of the Annuity Fund.

昭和十年度末現在
As at the End of
March, 1936.

第十六表 Table No. XVI.

種別 Kinds of Investment.	金額 Amount.
公共貸付額 Loans for Public Welfare Enterprises.	1,374,507.480
帝國政府公債証券放資額 National Bonds.	27,982,230.700
地方債証券放資額 Local Public Bonds.	47,049,112.470
年金契約者等ニ對スル貸付額 Loans on Policies.	1,230,833.730
預金部預金額 Deposit at the Deposit Section of Treasury.	468,977.824
短期放資 Short Term Loans.	2,986,050.000
現金 Cash.	—
計 Total.	81,091,712.204

備考 一、昭和十年度末積立金總額ハ 94,420,600.75 圓 3 厘 ナルモ右ハ同年度收支決算ノ關係上昭和十一年五月末ニ於テ始メテ積立金トシテ運用シ得ルニ至ルモノナルヲ以テ本表ニハ昭和九年度末積立金ニ依リ計上セリ。

二、本表中「公共貸付額」ハ地方自治團體ニ對スル貸付ナリ。

Note:- 1. The total amount of the fund at the end of the present fiscal year, i.e., the year ending 31 March, 1936 is 94,420,600 yen 75 sen 3 rin which sum, however, does not appear in the above table; the reason is that as the settlement of the account of the Treasury is usually completed in May of next fiscal year, the amount to be availed as investment up to the end of the present fiscal year is applied with that at the end of the preceding fiscal year.

2. The above-mentioned Loans for Public Welfare Enterprises are advanced on loan exclusively to the Local Self-Governments.

積立金各年度末現在貸付状況
Loans of Annuity-Fund, Specifying the Kinds of Public Welfare Enterprises.

第十七表
Table No. XVII.

Table with 6 columns: Loan Type (貸付種別), Fiscal Year (昭和十年度末現在 to 昭和六年度末現在), and Amount (Yen). Rows include categories like Civil Engineering Works, River Improvement, Harbour Improvement, etc., ending with a Grand Total of 2,604,275.43 Yen.

備考 本表中昭和十年度末現在額(契約者貸付ヲ除ク)ガ第二編第十六表ノ公共貸付額ト吻合セザルハ本表現在額ハ出納官更ノ資金繰替ノ上貸付済ノモノニシテ未ダ積立金ヲ以テ決済セザル金額 13,600,000 ヲ加算シ、又借主ヨリ拂込済ニ係ル償還金 14,665,778.00 ハ未ダ積立金ニ戻入スルニ至ラザルモノヲ控除セル額ヲ計上セル爲ナリ。

積立金府縣別公共事業貸付状況
Loans for Public Welfare Enterprises, Specifying Prefectures.

第十八表
Table No. XVIII.

昭和十年度末現在
As at the End of March, 1936.

Table with 3 columns: Regional Direction of Communications (通信局), Prefecture (府縣), and Amount of Loans Granted (Yen). Rows list regional directions like Tokyo, Nagoya, Osaka, Hiroshima, Kumamoto, Sendai, and Formosa, with their respective prefectures and loan amounts, ending with a Total of 1,373,441.70 Yen.

備考 本表ノ公共貸付額ヲ第二編第十六表公共貸付額ト吻合セザルハ第二編第十七表ノ備考ト同一ノ理由ニ依ルモノナリ。

貸付事業別積

第十九表
Table No. XIX.

Loans Allotted to the Amount Applied

貸付種別 Kinds of Enterprises.	昭和十年度 Fiscal Year 1935-6.		昭和九年度 Fiscal Year 1934-5.		昭和八年度 Fiscal Year 1933-4.		昭和七年度 Fiscal Year 1932-3.		昭和六年度 Fiscal Year 1931-2.	
	申込額 Amt. applied for.	供給額 Amt. allotted to.	申込額 Amt. applied for.	供給額 Amt. allotted to.	申込額 Amt. applied for.	供給額 Amt. allotted to.	申込額 Amt. applied for.	供給額 Amt. allotted to.	申込額 Amt. applied for.	供給額 Amt. allotted to.
	円 Yen	円 Yen	円 Yen	円 Yen	円 Yen	円 Yen	円 Yen	円 Yen	円 Yen	円 Yen
公立中等學校 Building Public Middle Schools.	—	—	—	—	348,900	348,900	—	—	53,000	53,000
土木事業 Civil Engineering Works.	—	—	—	—	—	—	—	—	596,000	568,000
河川改修 River Improvement Works.	—	—	—	—	4,350	4,350	—	—	48,600	48,600
土木事業其他 Engineering Works and Others.	—	—	—	—	—	—	—	—	322,100	151,100
災害復舊土木事業 Public Works Restorative from Calamitous Destruction.	49,000	49,000	—	—	—	—	—	—	—	—
災害應急土木事業 Loans for Emergency-Public Works for Accidents.	77,700	77,700	—	—	—	—	—	—	—	—
公有水面埋立 Reclamation Works of Public Water.	—	—	—	—	—	—	—	—	160,000	150,000
小學校 Building Primary Schools.	90,000	90,000	97,000	97,000	—	—	—	—	62,000	62,000
上水道 Service Water Works.	—	—	345,700	345,700	—	—	—	—	531,900	531,900
水産共同施設 Loans for Establishment of Cooperative Plants for Aquatic Industry.	—	—	—	—	—	—	—	—	75,000	75,000
道路 Loans for Construction of Public Roads.	460,000	460,000	—	—	—	—	—	—	—	—
瓦斯事業 Loans for Public Gas Works.	—	—	—	—	—	—	—	—	100,000	30,000
土地購入 Loans for Purchasement of Land.	—	—	—	—	—	—	9,000	9,000	8,000	8,000
市廳舎 Loans for Establishment of City Offices.	—	—	—	—	—	—	—	—	30,000	30,000
縣廳舎 Loans for Establishment of Prefecture Offices.	75,000	75,000	—	—	—	—	—	—	—	—
住宅 Loans for Supply of Public Dwelling Houses.	—	—	—	—	81,200	81,200	48,000	40,000	19,390	19,300
診療所 Dispensaries.	—	—	—	—	—	—	—	—	5,000	2,000
温泉浴場 Loans for Construction of Watering Places.	—	—	—	—	—	—	30,000	30,000	—	—
電話架設費 Loans for Installation of Telephones.	—	—	—	—	900	900	950	950	—	—
魚市場 Loans for Establishment of Fish Markets.	—	—	—	—	—	—	25,200	25,200	—	—

備考 本表中供給額・借入申込は對シ貸付ヲ承諾シタル額ヲ示ス。
Note:- In the above table "the Amount allotted to" means the amount that was complied with giving loans to "the Amount applied for."

立金需給状況

for, Specifying the Enterprises.

貸付種別 Kinds of Enterprises.	昭和十年度 Fiscal Year 1935-6.		昭和九年度 Fiscal Year 1934-5.		昭和八年度 Fiscal Year 1933-4.		昭和七年度 Fiscal Year 1932-3.		昭和六年度 Fiscal Year 1931-2.		
	申込額 Amt. applied for.	供給額 Amt. allotted to.	申込額 Amt. applied for.	供給額 Amt. allotted to.	申込額 Amt. applied for.	供給額 Amt. allotted to.	申込額 Amt. applied for.	供給額 Amt. allotted to.	申込額 Amt. applied for.	供給額 Amt. allotted to.	
	円 Yen	円 Yen	円 Yen	円 Yen	円 Yen	円 Yen	円 Yen	円 Yen	円 Yen	円 Yen	
果園雪害復舊 Loans for Restoration Works of Orchards damaged by Snow Fall.	—	—	—	—	—	—	—	2,000	2,000	—	—
工場用水供給設備 Loans for Facilities of Supplying Plant-Use Water.	—	—	—	—	—	—	—	5,000	5,000	—	—
公會堂 Loans for Establishment of Public Halls.	—	—	—	—	200,000	200,000	—	—	—	—	
浴場 Loans for Establishment of Bathing Houses.	—	—	—	—	5,000	5,000	—	—	—	—	
港灣修築 Loans for Harbour Improvement Works.	—	—	—	—	944,300	944,300	—	—	—	—	
舊債基本財産造成費 Loans for Redempting the Old Debt inaugurated in Forming the Public Funds.	24,000	24,000	25,000	25,000	—	—	—	—	—	—	
警察廳舎公立中等學校舎 Loans of Building of Police Stations and Public Middle-School.	13,600	13,600	—	—	—	—	—	—	—	—	
道路下水道築造及棧橋新設 Loans for Constructing the Roads, Sewers and Piers.	110,000	110,000	—	—	—	—	—	—	—	—	
殖産館 Loans for Building of Industrial Museums.	170,000	170,000	—	—	—	—	—	—	—	—	
舊債共同宿泊所 Loans for Redempting of Old Debt of Public Dwelling houses.	500,600	500,600	—	—	—	—	—	—	—	—	
食用家畜市場 Loans for Establishing the Public Cattle Market.	34,000	34,000	—	—	—	—	—	—	—	—	
小學校敷地買収及傳染病豫防事業 Loans for Purchasing the Sites of Primary Schools and for Preventing Works of the Infectious Diseases.	44,000	44,000	—	—	—	—	—	—	—	—	
都市計畫街路及運河築造費負擔金 Loans for Road Construction Schemes and Canal Construction Works.	164,900	164,900	—	—	—	—	—	—	—	—	
災害復舊區畫整理 Loans for Restoring the Boundary Adjustment Devastated by the Disasters.	9,600	9,600	—	—	—	—	—	—	—	—	
癩療養所 Loans for Building of Leprosy-Houses.	36,600	36,600	—	—	—	—	—	—	—	—	
災害荒廢林地復舊 Loans for Restoring the Forests Damaged by Accidents.	14,500	14,500	—	—	—	—	—	—	—	—	
災害復舊道路及河川改修 Loans for Restoring Damaged Roads and Riparian Works.	25,300	25,300	—	—	—	—	—	—	—	—	
警察電話及災害豫防事業 Loans for Installing Police Telephones and Preventive Measures for Infectious Diseases.	395,000	395,000	—	—	—	—	—	—	—	—	
計 Total.	2,283,800	2,283,800	467,700	467,700	1,584,650	1,584,650	120,150	112,150	2,010,980	1,728,900	

二一四

二一四

二一四

二一四

二一四

二一四

二一四

二一四

二一四

二一四

二一四

二一四

二一四

二一四

二一四

二一四

二一四

二一四

二一四

二一四

二一四

二一四

二一四

二一四

二一四

二一四

二一四

二一四

二一四

二一四

二一四

二一四

二一四

二一四

二一四

二一四

二一四

二一四

二一四

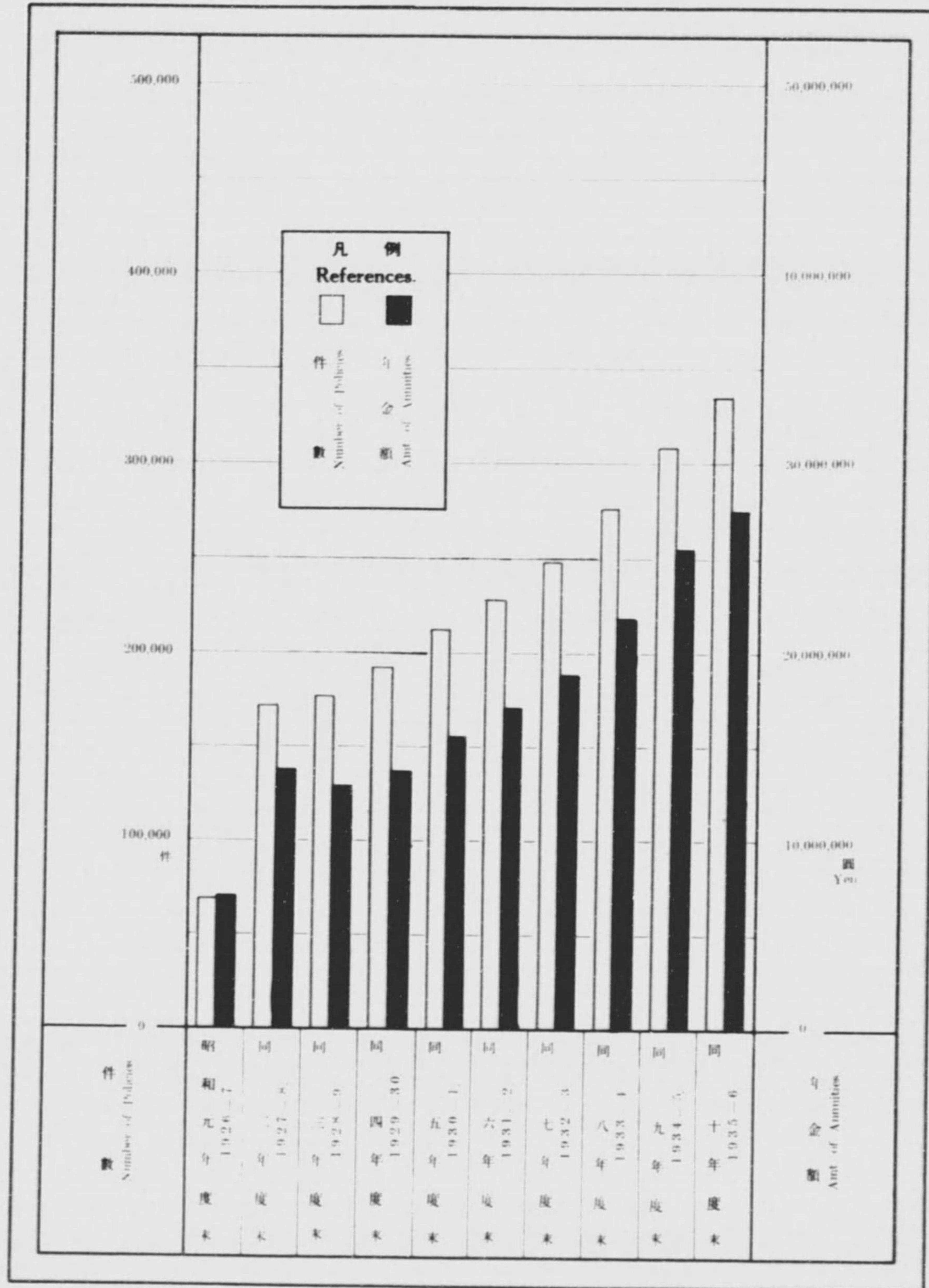
二一四

二一四

年度末現在契約高累年比較圖

Policies in Force at each End of Successive Fiscal Years, Represented for Comparison.

第一圖
Diagram No. I.

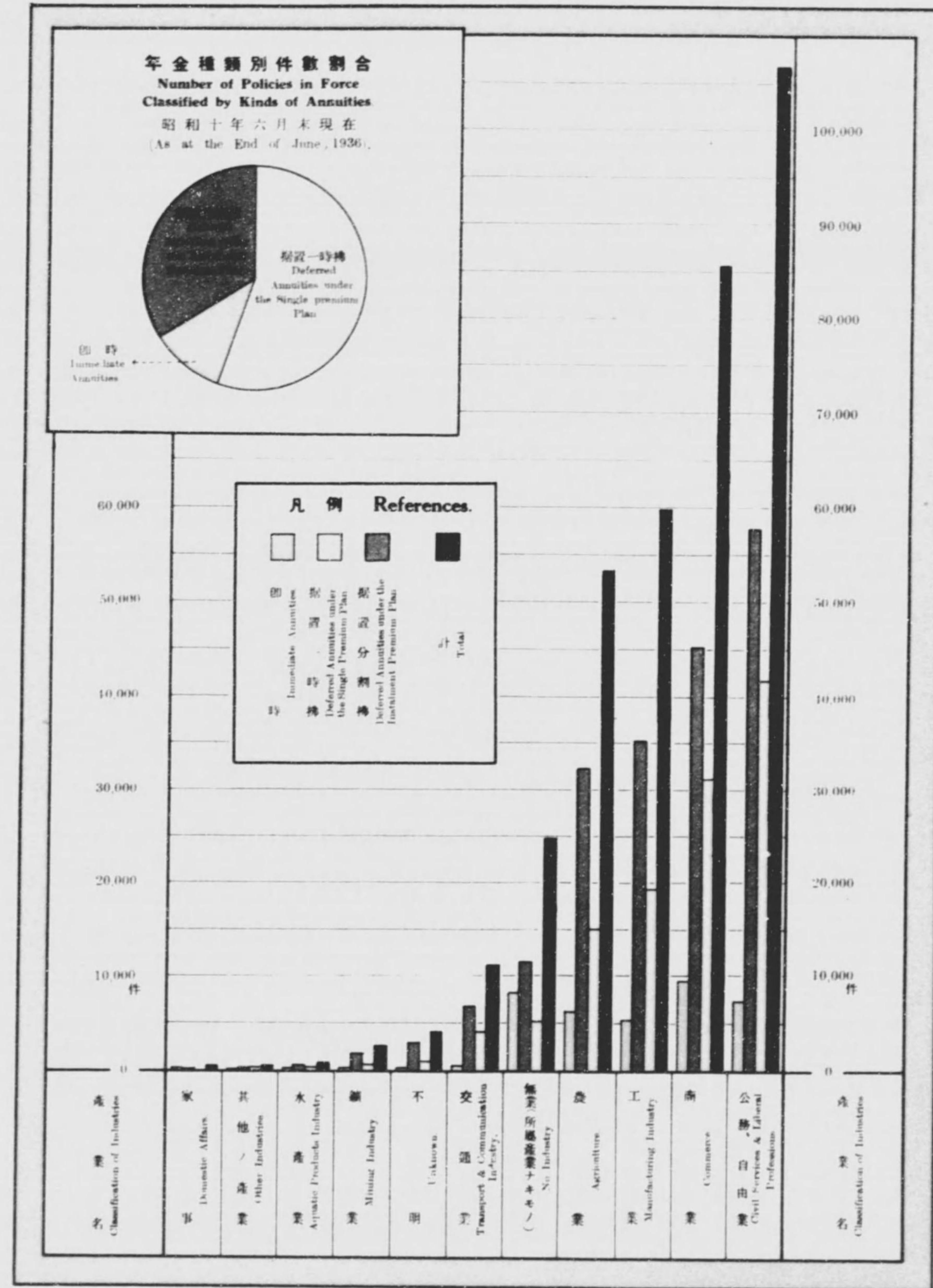


年金受取人產業別件數一覽圖

Classification of Policies by Industries of the Annuitants.

第二圖
Diagram No. II

昭和十年六月末現在
(As at the End of June, 1936)

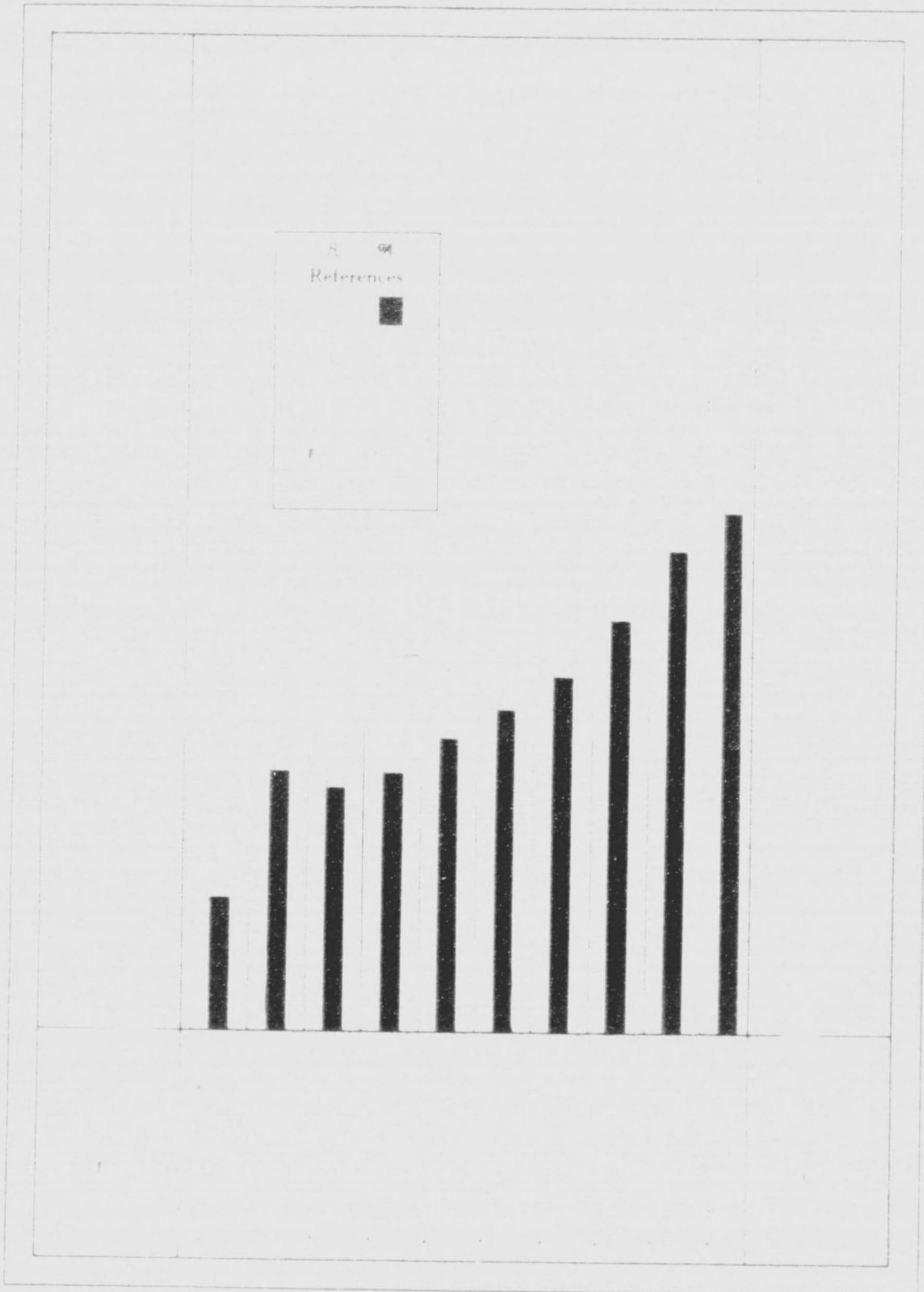


年度末現在契約高峯年比較圖

Policies in Force at each End of Successive

Fiscal Years Represented for Comparison

第一圖
Diagram No. 1



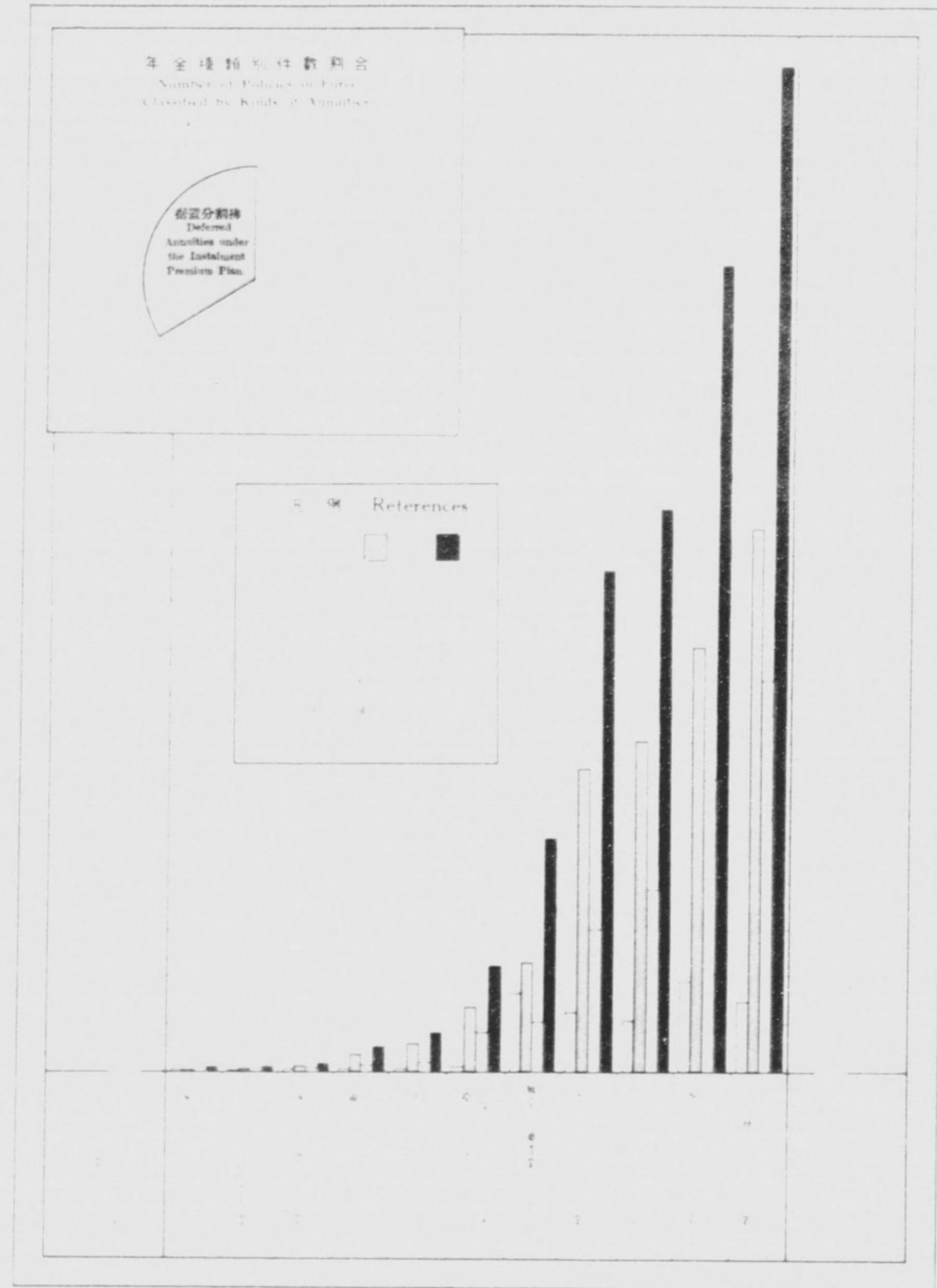
年金受取人產業別件數一覽圖

Classification of Policies by Industries

of the Annuitants

第二圖
Diagram No. 2

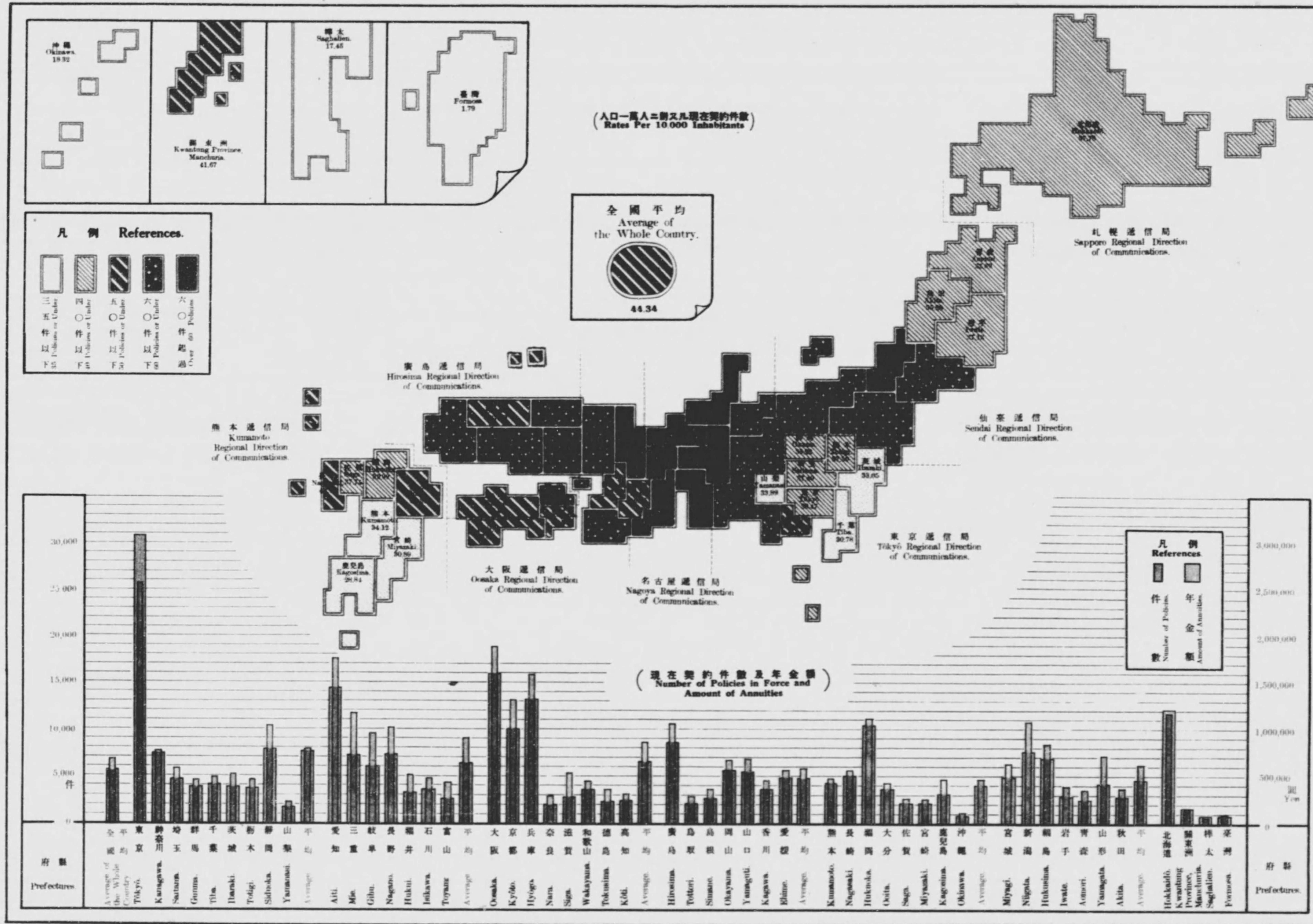
昭和十年六月現在
As at the End
of June, 1930





昭和十年度末現在契約府縣別分布圖
 Distribution of the Whole Policies in Force by Prefectures, as at
 the End of the Fiscal Year 1935-6.

第三圖
 Diagram No. III.




昭和十年度末現在契約府縣別分布圖

Distribution of the White Pine in Prefecture by Prefecture as at the End of the Field Year 1935-6

40

昭和十年度末現在契約府縣別分布圖



附錄第一表
APPENDIX Table No. I

簡易生命保險死亡生殘表
The Mortality Table, Adopted as a Basis of
Calculations for The Post Office Life Insurance.

年齡 Age Years	生殘數 Number Living	死亡數 Number Dying	死亡率 Probability of Dying	年齡 Age Years	生殘數 Number Living	死亡數 Number Dying	死亡率 Probability of Dying
0	100,000	18,823	.188230	51	45,098	1,021	.022640
1	81,177	3,591	.044237	52	44,077	1,063	.024117
2	77,586	2,412	.031088	53	43,014	1,105	.025689
3	75,174	1,534	.020406	54	41,909	1,151	.027464
4	73,640	989	.013430	55	40,758	1,197	.029368
5	72,651	686	.009442				
6	71,965	505	.007017	56	39,561	1,246	.031496
7	71,460	407	.005695	57	38,315	1,295	.033799
8	71,053	351	.004940	58	37,020	1,345	.036332
9	70,702	309	.004370	59	35,675	1,394	.039075
10	70,393	280	.003978	60	34,281	1,442	.042064
11	70,113	266	.003794	61	32,839	1,489	.045342
12	69,847	266	.003808	62	31,350	1,533	.048900
13	69,581	296	.004254	63	29,817	1,573	.052755
14	69,285	344	.004965	64	28,244	1,609	.056968
15	68,941	393	.005701	65	26,635	1,637	.061460
16	68,548	453	.006609	66	24,998	1,656	.066245
17	68,095	517	.007592	67	23,342	1,667	.071416
18	67,578	578	.008553	68	21,675	1,668	.076955
19	67,000	628	.009373	69	20,007	1,659	.082921
20	66,372	661	.009959	70	18,348	1,639	.089329
21	65,711	678	.010318	71	16,709	1,608	.096236
22	65,033	681	.010472	72	15,101	1,566	.103702
23	64,352	672	.010443	73	13,535	1,510	.111563
24	63,680	654	.010270	74	12,025	1,441	.119824
25	63,026	634	.010059	75	10,584	1,365	.12897
26	62,392	612	.009809	76	9,219	1,281	.13895
27	61,780	593	.009599	77	7,938	1,188	.14966
28	61,187	579	.009463	78	6,750	1,088	.16119
29	60,608	571	.009421	79	5,662	983	.17361
30	60,037	567	.009444	80	4,679	875	.18701
31	59,470	567	.009534	81	3,804	766	.20137
32	58,903	571	.009694	82	3,038	659	.21692
33	58,332	577	.009892	83	2,379	556	.23371
34	57,755	586	.010146	84	1,823	459	.25178
35	57,169	596	.010425	85	1,364	370	.27126
36	56,573	608	.010747	86	994	290	.29175
37	55,965	623	.011132	87	704	221	.31392
38	55,342	638	.011528	88	483	164	.33954
39	54,704	656	.011992	89	319	116	.36364
40	54,048	675	.012489	90	203	80	.39409
41	53,373	696	.013040	91	123	52	.42276
42	52,677	719	.013649	92	71	32	.45070
43	51,958	744	.014319	93	39	19	.4818
44	51,214	773	.015094	94	20	11	.55000
45	50,441	804	.015939	95	9	5	.55556
46	49,637	836	.016842	96	4	2	.50000
47	48,801	871	.017848	97	2	1	.50000
48	47,930	907	.018923	98	1	1	.50000
49	47,023	944	.020075				
50	46,079	981	.021290				

附錄第二表
APPENDIX Table No. II.

成人保險
Sums to be Insured
for a Monthly

Table with columns for Age (年齡), Policy Type (終身保, 十年滿期, 十五年滿期, 二十年滿期, 二十五年滿期), and Monthly Sums to be Insured (Yen). Rows range from age 12 to 60.

金額表
under the Adult Policies
Premium of 10 Sen.

保險料月額十圓ノ場合

Table with columns for Endowment Insurance Policies (Endowment, 30 Year, 35 Year, 40 Year) and Monthly Premiums (Yen). Rows range from age 12 to 60.

附 録 第 三 表
APPENDIX Table No. III.

小 児 保 險
Sums to be Insured under

(イ) 保険料月額一圓ニ對スル保険金額

(ロ) 保険料月額七十錢ニ對

(A) SUMS INSURED FOR A MONTHLY PREMIUM OF 1 YEN. (B) SUMS INSURED FOR A MONTHLY PREMIUM OF 70 SEN.

Table with 12 columns for ages at entry (3-12) and 12 columns for sums insured at maturity (4-13 years). Title: 十五年満期小児保険 (15 Year Endowment).

Table with 12 columns for ages at entry (3-12) and 4 columns for sums insured at maturity (4-7 years). Title: 十五年満期 (15 Year).

Table with 12 columns for ages at entry (3-12) and 12 columns for sums insured at maturity (4-13 years). Title: 二十年満期小児保険 (20 Year Endowment).

Table with 12 columns for ages at entry (3-12) and 4 columns for sums insured at maturity (4-7 years). Title: 二十年満期 (20 Year).

備考 1. 保険料月額五十錢ニ對スル保険金額ハ一圓ニ對スルモノノ二分ノトス。
2. 『被保險者死亡ノ場合ニ支拂フベキ保険金額』欄ニ於ケル年齢ハ被保險者ノ死亡年齢ヲ示シ満年ヲ以テ算出スルモノトス。
Note: 1. Sums insured for a monthly premium of 50 sen may be found by multiplying the figures in the Table (A) by 1/2.
2. The ages in the column "Sums Insured, Payable at the Time of Death" denote the Ages of the insured at the time of their deaths,

金 額 表
the Infantile Policies.

フル保険金額

(ハ) 保険料月額三十錢ニ對スル保険金額

THLY PREMIUM OF 70 SEN. (C) SUMS INSURED FOR A MONTHLY PREMIUM OF 30 SEN.

Table with 12 columns for ages at entry (3-12) and 6 columns for sums insured at maturity (8-13 years). Title: 小児保険 (Infantile Policy).

Table with 12 columns for ages at entry (3-12) and 12 columns for sums insured at maturity (4-13 years). Title: 十五年満期小児保険 (15 Year Endowment).

Table with 12 columns for ages at entry (3-12) and 6 columns for sums insured at maturity (8-13 years). Title: 小児保険 (Infantile Policy).

Table with 12 columns for ages at entry (3-12) and 12 columns for sums insured at maturity (4-13 years). Title: 二十年満期小児保険 (20 Year Endowment).

which are computed from the full anniversary day of birth.

附錄第四表
APPENDIX Table No. IV.

郵便年金
The Mortality Table, Adopted as a Basis
(For the Post Office)

(男子) (Males)

年齡 Age	生殘數 Number Living	死亡數 Number Dying	死亡率 Probability of Dying	年齡 Age	生殘數 Number Living	死亡數 Number Dying	死亡率 Probability of Dying
0	100,000	12,549	.125490	51	59,160	893	.015095
1	87,451	2,579	.029491	52	58,267	936	.016064
2	84,872	1,759	.020725	53	57,331	982	.017129
3	83,113	1,130	.013596	54	56,349	1,031	.018297
4	81,983	734	.008953	55	55,318	1,083	.019578
5	81,249	512	.006302				
6	80,737	378	.004682	56	54,235	1,138	.020983
7	80,359	305	.003795	57	53,097	1,196	.022525
8	80,054	264	.003298	58	51,901	1,257	.024219
9	79,790	232	.002908	59	50,644	1,319	.026045
10	79,558	211	.002652	60	49,325	1,383	.028039
11	79,347	201	.002533	61	47,942	1,449	.030224
12	79,146	201	.002540	62	46,493	1,515	.032586
13	78,945	224	.002837	63	44,978	1,582	.035173
14	78,721	261	.003316	64	43,396	1,648	.037976
15	78,460	298	.003798	65	41,748	1,710	.040960
16	78,162	345	.004414	66	40,038	1,769	.044183
17	77,817	394	.005063	67	38,269	1,822	.047610
18	77,423	442	.005709	68	36,447	1,870	.051307
19	76,981	481	.006248	69	34,577	1,911	.055268
20	76,500	508	.006641	70	32,666	1,946	.059573
21	75,992	523	.006882	71	30,720	1,971	.064160
22	75,459	526	.006970	72	28,749	1,987	.069115
23	74,943	522	.006965	73	26,762	1,990	.074359
24	74,421	510	.006853	74	24,772	1,979	.079889
25	73,911	495	.006697	75	22,793	1,960	.085991
26	73,416	480	.006538	76	20,833	1,930	.092641
27	72,936	467	.006403	77	18,903	1,886	.099773
28	72,469	457	.006306	78	17,017	1,828	.10742
29	72,012	452	.006277	79	15,189	1,758	.11574
30	71,560	451	.006302	80	13,431	1,674	.12464
31	71,109	452	.006356	81	11,757	1,578	.13422
32	70,657	457	.006468	82	10,179	1,471	.14451
33	70,200	463	.006595	83	8,708	1,356	.15572
34	69,737	471	.006754	84	7,352	1,233	.16771
35	69,266	482	.006959	85	6,119	1,105	.18059
36	68,784	493	.007167	86	5,014	976	.19465
37	68,291	506	.007409	87	4,038	846	.20951
38	67,785	521	.007686	88	3,192	720	.22556
39	67,264	538	.007998	89	2,472	601	.24312
40	66,726	555	.008318	90	1,871	490	.26189
41	66,171	575	.008690	91	1,381	389	.28168
42	65,596	597	.009101	92	992	301	.30343
43	64,999	621	.009554	93	691	226	.32706
44	64,378	648	.010066	94	465	164	.35269
45	63,730	677	.010623	95	301	114	.37874
46	63,053	708	.011229	96	187	76	.40642
47	62,345	742	.011902	97	111	49	.44144
48	61,603	777	.012613	98	62	29	.46774
49	60,826	814	.013382	99	33	17	.51515
50	60,012	852	.014197	100	16	9	.56250
				101	7	4	.57143
				102	3	2	.66667
				103	1	1	1.00000

死亡生殘表
of Calculations for Males and Females.
Life Annuities.)

(女子) (Females)

年齡 Age	生殘數 Number Living	死亡數 Number Dying	死亡率 Probability of Dying	年齡 Age	生殘數 Number Living	死亡數 Number Dying	死亡率 Probability of Dying
0	100,000	9,864	.098640	51	62,686	640	.010210
1	90,136	2,270	.025184	52	62,046	671	.010815
2	87,866	1,600	.018210	53	61,375	703	.011454
3	86,266	1,046	.012125	54	60,672	739	.012180
4	85,220	697	.008179	55	59,933	777	.012964
5	84,523	479	.005667				
6	84,044	351	.004176	56	59,156	819	.013845
7	83,693	282	.003369	57	58,337	865	.014828
8	83,411	246	.002949	58	57,472	916	.015938
9	83,165	228	.002742	59	56,556	971	.017169
10	82,937	219	.002641	60	55,585	1,031	.018548
11	82,718	223	.002696	61	54,554	1,096	.020090
12	82,495	243	.002946	62	53,458	1,164	.021774
13	82,252	277	.003368	63	52,294	1,236	.023636
14	81,975	319	.003891	64	51,058	1,311	.025677
15	81,656	365	.004470	65	49,747	1,388	.027901
16	81,291	412	.005068	66	48,359	1,468	.030356
17	80,879	456	.005638	67	46,891	1,548	.033013
18	80,423	493	.006130	68	45,343	1,628	.035904
19	79,930	520	.006506	69	43,715	1,708	.039071
20	79,410	536	.006750	70	42,007	1,785	.042493
21	78,874	544	.006897	71	40,222	1,860	.046243
22	78,330	545	.006958	72	38,362	1,929	.050284
23	77,785	542	.006968	73	36,433	1,992	.054676
24	77,243	538	.006965	74	34,441	2,048	.059464
25	76,705	533	.006949	75	32,393	2,086	.064397
26	76,172	528	.006932	76	30,307	2,114	.069753
27	75,644	524	.006927	77	28,193	2,129	.075515
28	75,120	521	.006936	78	26,064	2,133	.081837
29	74,599	519	.006957	79	23,931	2,121	.088630
30	74,080	518	.006992	80	21,810	2,095	.096057
31	73,562	518	.007042	81	19,715	2,051	.10403
32	73,044	520	.007119	82	17,664	1,989	.11260
33	72,524	523	.007211	83	15,675	1,913	.12204
34	72,001	528	.007333	84	13,762	1,819	.13218
35	71,473	534	.007471	85	11,943	1,710	.14318
36	70,939	540	.007612	86	10,233	1,587	.15509
37	70,399	545	.007742	87	8,646	1,452	.16794
38	69,854	548	.007845	88	7,194	1,308	.18182
39	69,306	549	.007921	89	5,886	1,159	.19691
40	68,757	548	.007970	90	4,727	1,009	.21345
41	68,209	544	.007975	91	3,718	859	.23104
42	67,665	539	.007966	92	2,859	716	.25044
43	67,126	533	.007940	93	2,143	581	.27112
44	66,593	530	.007959	94	1,562	459	.29385
45	66,063	531	.008038	95	1,103	351	.31822
46	65,532	537	.008194	96	752	259	.34441
47	64,995	548	.008431	97	493	184	.37323
48	64,447	564	.008751	98	309	125	.40453
49	63,883	586	.009173	99	184	81	.44022
50	63,297	611	.009653	100	103	49	.47573
				101	54	28	.51852
				102	26	14	.53846
				103	12	7	.58333
				104	5	3	.60000
				105	2	1	.50000
				106	1	1	1.00000

「据置年金」

附錄第五表 APPENDIX Table No. V.

Deferred Life Annuity Premiums,

Table with columns for age (年齢), sex (性別), and annuity type (元, 金, 留, 保). It is divided into four sections based on commencement age: 50, 55, 60, and 65. Each section has sub-columns for males and females, and further sub-columns for '元' and '金'.

備考 本表昭和十一年八月一日改正(推定利率年三分七厘)ノモノニ依ル。 Note- The above is subject to the revision (interest at the rate of 3.7 per cent. per annum) of the table effected at the beginning of August, 1936.

一時掛掛金表

Payable in a Single Sum.

年金年額百圓ニ對スル場合 (Cost of ¥ 100 Annuity)

Table with columns for age (年齢), sex (性別), and annuity type (元, 金, 留, 保). It is divided into four sections based on commencement age: 50, 55, 60, and 65. Each section has sub-columns for males and females, and further sub-columns for '元' and '金'.

附錄第六表 APPENDIX Table No. VI

(男子) (Males)

「据置年金」 Deferred Life Annuity Premiums, (Without Return of Purchase Money.)

Table with columns for age (年齢), premium type (種別), and payment frequency (全期, 10年, 15年, 20年) for four different start ages (50, 55, 60, 65).

備考 1. 本表ハ昭和十一年八月一日改正(豫定利率年三分五厘)ノモノニ依ル。 2. 半年掛金額ハ年掛金額ニ其ノ百分ノ二ヲ加ヘタルモノヲ二分シタル額トシ、三箇月掛金額ハ年掛金額ニ其ノ百分ノ三ヲ加ヘタルモノ...

年拂掛金表 Payable Annually by Instalments, (Purchase Money.)

(女子) (Females)

年金年額百圓ニ對スル場合 (U of ¥ 100 Annuity)

Table with columns for age (年齢), premium type (種別), and payment frequency (全期, 10年, 15年, 20年) for four different start ages (50, 55, 60, 65).

ノヲ四分シタル額トス。 August, 1935. multiplying the same by 1/4.

附錄第六表

APPENDIX Table No. VI (男子) (Males)

「据置年金」

(Continued) Deferred Life Annuity Premiums, (With Return of

Table with columns for age (年齢), description (種別), and payment periods (全期, 十年, 十五年, 二十年) for annuities starting at ages 50, 55, 60, and 65.

備考 1. 本表ハ昭和十一年八月一日改正(零定利率年三分五厘)ノモノニ依ル。 2. 半年掛金額ハ年掛金額ニ其ノ百分ノ二ヲ加ヘタルモノヲ二分シタル額トシ、三箇月掛金額ハ年掛金額ニ其ノ百分ノ三ヲ加ヘタルモノニ依リ、

年拂掛金表

Payable Annually by Instalments, Purchase Money.)

(女子) (Females)

年金年額百圓ニ對スル場合 (Cost of ¥100 Annuity.)

Table with columns for age (年齢), description (種別), and payment periods (全期, 十年, 十五年, 二十年) for annuities starting at ages 50, 55, 60, and 65.

ノヲ四分シタル額トス。 August, 1936, multiplying the same by 1/4.

附錄第七表 Immediate Life Annuity Premiums, Payable in a Single Sum.
 APPENDIX Table No. VII. 「即時年金」一時拂掛金表

年金年額百圓=對スル場合
 (Cost of ¥100 Annuity)

種別 Inscri- ption.	元 金 抛 棄 Without Return of Purchase Money.		元 金 留 保 With Return of Purchase Money.	
	男 Males.	女 Females.	男 Males.	女 Females.
年 齡 Age.				
40	1,739.40	1,867.64	1,898.62	2,007.57
41	1,711.96	1,845.48	1,875.55	1,985.87
42	1,683.86	1,822.22	1,851.98	1,963.48
43	1,655.20	1,797.78	1,828.01	1,940.32
44	1,626.00	1,772.30	1,803.61	1,916.77
45	1,596.29	1,745.73	1,779.18	1,892.78
46	1,566.09	1,718.00	1,754.36	1,868.32
47	1,535.31	1,689.35	1,728.97	1,843.42
48	1,504.13	1,659.91	1,703.20	1,818.15
49	1,472.46	1,629.53	1,677.47	1,792.33
50	1,440.43	1,598.38	1,651.46	1,766.21
51	1,407.94	1,566.70	1,625.02	1,739.74
52	1,375.05	1,534.35	1,598.28	1,712.70
53	1,341.80	1,501.43	1,571.69	1,685.57
54	1,308.20	1,467.87	1,544.74	1,658.15
55	1,274.33	1,433.78	1,517.45	1,630.30
56	1,240.25	1,399.14	1,490.21	1,602.00
57	1,206.00	1,364.00	1,463.06	1,574.01
58	1,171.62	1,328.40	1,435.58	1,545.55
59	1,137.22	1,292.46	1,407.64	1,516.75
60	1,102.82	1,256.22	1,380.51	1,487.98
61	1,068.46	1,219.76	1,353.08	1,459.27
62	1,034.23	1,183.16	1,325.37	1,430.19
63	1,000.20	1,146.48	1,297.56	1,400.76
64	966.41	1,109.80	1,270.40	1,372.15
65	932.95	1,073.20	1,242.97	1,343.12
66	899.83	1,036.71	1,215.07	1,313.64
67	867.10	1,000.42	1,187.98	1,284.72
68	834.74	964.38	1,161.08	1,256.02
69	802.82	928.70	1,133.92	1,227.01
70	771.34	893.34	1,106.11	1,197.79
71	740.37	858.47	1,080.02	1,169.63
72	709.93	824.10	1,053.69	1,141.12
73	680.02	790.27	1,026.89	1,112.16
74	650.66	757.04	1,000.17	1,084.14
75	621.81	724.52	975.18	1,056.59
76	593.50	692.57	949.70	1,028.58
77	565.84	661.19	923.72	1,000.06
78	538.66	630.43	898.51	974.05
79	512.53	600.30	874.99	947.08
80	486.92	570.92	851.11	919.97

備考 本表ハ昭和十一年八月一日改正(豫定利率年三分七厘)ノモノニ依ル。
 Note: The above is subject to the revision (interest at the rate of 3.7 per cent. per annum) of the table effected at the beginning of August, 1936.

昭和十二年三月廿二日印刷

昭和十二年三月廿五日發行

簡 易 保 險 局

東京市麴町區九段一丁目四番地

印刷者 所 國 松

東京市麴町區九段一丁目四番地

印刷所 文雅堂印刷所

電話九段(33) 1452番
 1453番

昭和十年度簡易保險局統計年報

正誤表

頁	統計表番號	備	行	誤	正
122	第一編 第七表	前年度末現在契約 (保險料)	14	717,937.9	317,937.9
136	第一編 第十二表	變更前契約 (保險料)	26	39,3 ^{4.8}	39,344.8
165	第一編 第二十三表	保 險 料	17	1,9 ^{7,600.5}	1,947,600.5
194	第二編 第四表	前年度末現在契約 (件數)	16	37	137
197	第二編 第四表	其他ノ事由=因ル増減 (掛金額)	29	△ 114,39 ^{.35}	△ 114,392.35
203	第二編 第六表	年度末現在契約 (年金額)	10	30,8 ^{5.12}	30,835.12
211	第二編 第六表	解 約 (掛金額)	23	1,755.3	1,755.13
227	第二編 第十三表	年 金 額	14	3,12 ^{,020.32}	3,122,020.32

ERRATA.

Page.	Statistical Tables.	Column.	Line.	Error.	Correction.
122	No. VII, Part I.	Policies in Force at the End of the Previous Fiscal Year (Premiums).	14	717,937.9	317,937.9
136	No. XII, Part I.	Original Policies (Premiums).	26	39,3 ^{4.8}	39,344.8
165	No. XXIII, Part I.	Premiums.	17	1,9 ^{7,600.5}	1,947,600.5
194	No. IV, Part II.	Policies in Force at the End of the Previous Fiscal Year (Number).	16	37	137
197	No. IV, Part II.	Increase or Decrease from Other Causes (Premiums).	29	△ 114,39 ^{.35}	△ 114,392.35
203	No. VI, Part II.	Policies in Force at the End of the Present Fiscal Year (Amt. of Annuities).	10	30,8 ^{5.12}	30,835.12
211	No. VI, Part II.	Surrenders (Premiums).	23	1,755.3	1,755.13
227	No. XIII, Part II.	Amount of Annuity.	14	3,12 ^{,020.32}	3,122,020.32

21. 10. 1911

14.4
497

