

Historic, archived document

Do not assume content reflects current scientific knowledge, policies, or practices.

12.63

INDEXED

☆ JAN 20 1930
U. S. Department of Agriculture.

Sindley NURSERIES Inc.

GREENSBORO, N.C.

Office and Nurseries
Near Airport
U. S. Highway No. 421

The picture shown below is the entrance to the home grounds of Mr. Herman Cone, Greensboro, N. C.
The formal garden is shown on the back page. Planned and planted by our Landscape Department.



HOW TO ORDER

Always make out your order on a separate sheet from your letter

Write your name, address, post office, and shipping-point very plainly. Remit by post office or express money order, bank draft, or by cash in registered letter.

GUARANTEE. Lindley Nurseries exercise the greatest care possible to keep their varieties true, and hold themselves in readiness to reship any trees or plants that may prove otherwise, or refund the original sum of money paid therefor, if reported to them within five years from date of order. It is mutually agreed that they are not further responsible in any case. We furnish with each shipment a certificate that our Nurseries have been examined by the State Entomologist of North Carolina and found entirely free from contagious diseases.

REPLACING. When stock is delivered in good condition, our responsibility ceases. However, if it has been properly cared for, we replace all dead plants at half list price.

SHIPPING AND PLANTING SEASON

In the South the weather conditions are usually so favorable that planting operations can be carried on all winter. We usually begin to ship October 25 and can make daily shipments until about April 1. Orders are entered as received and shipment is made as soon as we think advisable. Of course if the customer specifies any particular shipping date we endeavor to govern ourselves accordingly.

WHERE WE SHIP. We ship with perfect safety to all southern and border states.

IF FROZEN IN TRANSIT. Nursery stock frozen in transit will not damage if handled as follows: Immediately on finding sign of frost in boxes, close them tight and place in cellar or bury in sawdust or dirt, and do not handle the stock until all signs of frost have disappeared. It will require perhaps ten days to draw the frost in this manner. Do not expose to light or air while frozen.

AUTO-TRUCK DELIVERIES, based on actual cost, are made within a reasonable distance of our Nursery. The advantages of truck delivery are many. Boxing is eliminated, stock arrives in much better condition, and the goods are landed on the ground within a short time after being dug.

PRICES AND TERMS

PRICES in this Catalogue cancel all previous lists and quotations, and are subject to change without notice. **Prices include packing, except on special bulky pieces,** for which cost of packing will be extra, **and are f. o. b. our shipping station,** or for local delivery on our regular routes.

TERMS, CASH WITH ORDER, except to persons who satisfy us as to their responsibility, when for your convenience **accounts will be opened due in 30 days from date of invoice.**

OVERDUE ACCOUNTS subject to interest at 6 per cent.

STOCK SPECIALLY SELECTED by customers at the Nurseries will be charged according to the value of the trees chosen, irrespective of Catalogue list price.

Lindley's Landscape Department. A great vogue for beautiful home-grounds is sweeping the country. Well-planted and well-kept lawns are as much a part of the modern times as motor cars and fashionable apparel. An outdoor living-room costs little and adds much to the joy of living. Let the sod provide a velvety carpet; use trees, shrubs, and evergreens to give privacy; add color and fragrance by using hardy plants. Now is an ideal time to plan improvements. You will thoroughly enjoy planting, and will be amazed that so much beauty, pleasure, and satisfaction can be had for so small cost. Lindley's Landscape Department is ready to assist you, whether your problem is a complete planting for a new home, changing a present planting, or adding new plants to your collection.

A P P L E S

3 to 4 ft - 1 - year 60¢

- EARLY HARVEST. Medium; pale yellow. June.
- YELLOW TRANSPARENT. Medium, roundish; skin pale yellow; flesh white, tender, juicy, sub-acid. June.
- SUMMER BANANA. Medium; yellow, covered with stripes and splashes of bright red. Has faint banana flavor.
- BONUM. Red sprinkled with white on greenish yellow ground. Fall.
- GRIMES GOLDEN PIPPEN. Medium; both skin and flesh a rich yellow; fine flavor. October.
- ROME BEAUTY. Good size; yellow and bright red skin; flesh white tinged with yellow, firm. October.
- DELICIOUS. The original. Red and yellow skin; flesh fine grained, juicy. Late fall and early winter.
- STAYMAN. Medium to large; skin yellow and red with dots; flesh yellow, firm, tender, juicy, quality best.
- MAMMOTH BLACK. Large; dark red; good.
- WINESAP. Medium size; red on yellow skin, flesh yellow; universally good.
- YORK IMPERIAL. Large, lop-sided; creamy skin shaded crimson; flesh yellow, crisp, acid. Late.

P E A R S

90¢

- KOONCE. Medium; yellow, one side covered with red. Early.
- SECKEL. Yellowish brown, with russet-red cheek; rich juicy and melting. August.
- LeCONTE. Large; fair quality; upright grower. September.
- KEIFFER. Large; skin yellow with vermilion cheek, very juicy, good quality when ripen to perfection.

GRAPE VINES. 2-year 40
 Ripen mostly in August.
 MOORES EARLY. Medium size; black.
 CAMPBELLS EARLY. Clusters and berries large; black.
 LUTIE. Large berries small bunches brownish red; best.
 DELAWARE. Bunches and berries small; fine flavor.
 NIAGARA. Bunches medium, berries large; white. Mid-season.
 CONCORD. Large bunches and berries; black.

SCUPPERNONG. JAMES 75

JAPANESE PERSIMMONS
 3 to 4 ft 1 00

ALMONDS. Hard Shell 3-4 ft 75

FILBERTS. 2 to 3 ft 50
 3 to 4 ft 75

WALNUTS. COMMON BLACK
 2 to 3 ft 75

PECANS. STUART----SCHLEY
 3 to 4 ft 1 25
 4 to 5 ft 1 50
 5 to 6 ft 1 75
 6 to 7 ft 2 00

BERRIES AND SMALL FRUITS
 Blackberry; Dewberry; Raspberry
 Ordinary sorts; 10 \$1; 100 \$8;

Currants and Gooseberries 40
 Strawberries, except everbearing per order:
 100 \$2; 300 \$4.20; M \$12;
 Missionary Lady Thompson
 Blakemore Premier
 Greensboro Fav. Gandy

Progressive and Mastodon
 (everbearing)
 100 \$2.25; 300 \$5; m \$15;

Fruits for Southern Homes

P E A C H E S

	each	100
4 to 5 ft branched	50	35 00
3 to 4 ft branched	40	30 00

- MAYFLOWER. Earliest; medium size; red all over; juicy and good.
Last of May. Semi-cling.
- RED BIRD. Medium to large; red blush; flesh creamy white, very firm.
Cling.
- GREENSBORO. Large, well colored; flesh white, juicy. Semi-cling.
- EARLY ROSE. Large, pointed, solid red; flesh white, shaded red and purple; very firm. Cling.
- ARP BEAUTY. Medium to large, well colored; flesh yellow. Good.
Semi-cling.
- GOLDEN JUBILEE. Medium to large; a yellow freestone of good quality.
- CARMAN. Large; well colored; good. Early July. Semi-cling.
- EARLY ELBERTA. Golden yellow, blending into red. Yellow flesh. Good.
Free.
- HILEY BELLE. Rich creamy white, with blush. White flesh; good. Free.
- BELLE OF GEORGIA. Large; skin white with red cheek; flesh white.
Quality the best. Free.
- ELBERTA. Large; golden yellow, striped with red; flesh yellow, juicy, sweet and good. Last of July to August 1st. Free.
- J. H. HALE. Large; well colored, flesh yellow. Free.
- PRESTON CLING. Large; white skin with slight blush. Best quality.
- AUGBERT. Large; superb quality; yellow flesh. Free.
- HEATH CLING. Large; white. Early September.
- SALWAY. Large; creamy yellow; flesh deep yellow, slightly red. Free.
- GLADSTONE. Large, roundish; flesh light yellow. Cling.

P L U M S 3 to 5 ft branched 60

- RED JUNE. Early; medium size. Pointed; red skin; yellow flesh.
- ABUNDANCE. Medium, roundish; skin yellow purplish crimson; flesh yellow. Juicy. Sub-acid.
- BURBANK. Medium; cherry red; flesh deep yellow; sweet.
- WHITE KELSEY. Creamy color; delicious flavor.
- WICKSON. Large; carmine; flesh firm, sugary, delicious.
- SHROPSHIRE DAMSON. Medium; deep purple.

- | | |
|--|--|
| APRICOTS. 3 to 5 ft 60 | CHERRY. 3 to 5 ft branched 90 |
| The fruit resembles both peach and plum in some particulars; fine quality. Should be planted in protected place. | <u>SWEETS.</u> Ripen middle of May here |
| NECTARINES. 3 to 5 ft 60 | TARTARIAN. Large; dark red, nearly black. |
| Very similar to peach, except it has a smooth skin. Two varieties. | GOVERNOR WOOD. Large; light yellow. |
| EARLY VIOLET -- GRADY | <u>SOURS.</u> Ripen May 15th to 25 th. |
| FIGS. 2 to 3 ft 75 | EARLY RICHMOND. Medium red. |
| Every home orchard should most certainly have several figs to eat and preserve. | MONTMORENCY. Large; rich red. |
| BROWN TURKEY; BRUNSWICK; CELESTE | MULBERRY. BLACK ENGLISH 60 |



Deciduous Shade and Street Trees

In addition to sizes and varieties listed we have a number of SPECIMEN trees which we shall be glad to quote on request.

Acer platanoides. NORWAY MAPLE
Wide rounded head of vigorous branches, height 30-50 feet.

6 to 7 ft	1 50
7 to 8 ft	1 75
8 to 9 ft	2 00
10 to 12 ft	3 00

A. saccharum. SUGAR MAPLE
Tall and stately; rich colored foliage in fall. Height 40-60 feet.

6 to 7 ft	1 25
7 to 8 ft	1 50
8 to 9 ft	1 75
9 to 10 ft	2 25
10 to 11 ft	2 75

Platanus occidentalis
AMERICAN SYCAMORE. Broad leaf glossy above, downy beneath; trunk mottled greenish white. Height 40-60 feet.

7 to 8 ft	1 00
8 to 10 ft	1 50
10 to 12 ft 1½"-2" Cal	2 50
12 to 14 ft 2½"-3" Cal	5 00

P. nigra italica.
LOMBARDY POPLAR. Tall slender rapid growing tree.

6 to 8 ft	75
8 to 10 ft	1 00
10 to 12 ft	1 50
12 to 14 ft	2 25

Populus caroliniana
CAROLINA POPLAR.

8 to 10 ft	75
10 to 12 ft	1 00
12 to 14 ft	1 50

Quercus nigra. WATER OAK
Leaves long and rounded at ends, slightly irregular. Height 40-50 feet.

8 to 10 ft	2 50
10 to 12 ft	3 00
12 to 14 ft 2" Cal	4 00
12 to 14 ft 2½" Cal	6 00

Q. palustris. PIN OAK
Sizes and prices on request.

Q. phellos. WILLOW OAK
Desirable for lawn or street planting; willow-like leaves, bright green.

8 to 9 ft	1 75
9 to 10 ft	2 50
10 to 12 ft	3 00

Salix babylonian. WEEPING WILLOW
Large tree with drooping branches.

6 to 7 ft	1 25
7 to 8 ft	1 50

Ulmus americana. AMERICAN ELM
Large spreading fairly rapid growth.

8 to 10 ft	1 50
10 to 12 ft	2 50
12 to 14 ft 2½" Cal	3 50

U. pumila. CHINESE ELM
Form symmetrical head, small glabrous leaves. Crooked stems. Irregular

5 to 6 ft	1 00
6 to 7 ft	1 25
7 to 8 ft	1 50
8 to 10 ft	1 75
10 to 12 ft	2 25



Shrub plantings make a lasting impression on visitors. This street has an unbroken line of green lawn, with a splendid planting of shrubs at the house foundations

Hardy Flowering Shrubs

Coming midway between the large trees and the small plants, like the perennials and annuals, Flowering Shrubs fill an important place in making the home-grounds beautiful. The Spirea, Hydrangea, Barberry, and others of like character are effective for grouping or massing against fences or walls, about the house foundations, or at the borders of the lawn.

Tall and quick-growing shrubs, like Dogwood, Hibiscus, Regel's Privet, and Philadelphus may be employed to screen buildings or hide an unattractive view. Or they may be planted to form a hedge, doing away with the common wood or iron fence.

For hedges and screens, some of the taller shrubs will produce results within a year or two; for planting about the house foundation, for edging, and for mass plantings, dwarf varieties are much employed. Our long experience in planning home-grounds has taught us many things about design and perspective of shrub plantings, and we'll gladly apply this experience to your specific problems if you'll submit them to us.

- | | |
|---|---|
| <i>Amorpha fruticosa</i> . FALSE INDIGO
Dark purple flowers, varying to pale blue, in spikes. June.
Tall growth.
3 to 4 ft 50 | <i>Aralia pentaphyllum</i>
FIVE-LEAVED ARALIA. Foliage bright green; withstands drouth.
Medium growth.
2 to 3 ft 40
3 to 4 ft 50
4 to 5 ft 60 |
| <i>Ampelopsis triouspidata</i> (veitohi)
BOSTON IVY. Brilliant autumn foliage; blue berries turning black. 3 - year 50 | <i>Bambusa verticillata</i>
UPRIGHT BAMBOO. Narrow evergreen leaves. Clumps 6in. 50 |
| <i>Amygdalus nana</i> . FLOWERING ALMOND
Flowers double pink, early spring. Low growth.
18 to 24 in 40
2 to 3 ft 50 | <i>Berberis thunbergi</i>
JAPANESE BARBERRY. Flowers yellow, fruit red or coral, brilliant autumn coloration.
Low growth.
18 to 24 in 40
2 to 2½ ft 50 |
| <i>Aronia arbutifolia</i> .
RED CHOKEBERRY. Showy white flowers spring. Red berries fall. Orange-red fall foliage.
Medium growth.
2 to 3 ft 40
3 to 4 ft 50
4 to 5 ft 60
5 to 6 ft 75 | <i>B. thunbergi atropupurea</i>
RED-LEAF JAPANESE BARBERRY
Useful as specimen or massing effect. Medium growth.
18 to 24 in 40
2 to 2½ ft 50
2½ to 3 ft 75 |

B. thunbergi nana. BOX-BARBERRY
Used effectively as a small
trimmed hedge. Low growth.
15 to 18 in 40
18 to 24 in 50

Buddleia davidi. BUTTERFLY BUSH
Foliage gray-green, lilac
flowers June until frost.
Medium growth.
3 to 4 ft 50

Callioarpa americana
FRENCH MULBERRY. Bluish flowers
in July; violet berries.
Medium growth.
2 to 3 ft 50

C. pupurea. CHINESE BEAUTY-BERRY
Violet-lilac berries early fall.
Pendulous medium growth.
2 to 3 ft 40
3 to 4 ft 50

Calycanthus. SWEET SHRUB
Reddish brown flowers spring
and early summer. Low growth.
2 to 3 ft 40
3 to 4 ft 50

Caryopteris mastacanthus
BLUE SPIREA. Dainty violet or
lavender-blue flowers in late
summer. Low growth.
12 to 15 in 50

Cercis canadensis. JUDAS TREE
RED BUD. Rosy-pink flowers in
clusters. Tall growth.
2 to 3 ft 40
3 to 4 ft 50
4 to 5 ft 60

C. chinensis.
DWARF CHINESE REDBUD. Rosy-pink
flowers early spring, large and
darker than native species.
Medium growth.
18 to 24 in 40
2 to 3 ft 50
3 to 4 ft 65
4 to 5 ft 85
5 to 6 ft 1 00

Clethra alnifolia
SWEET PEPPER BUSH. Dwarfish;
fragrant white flowers late
summer. Low growth.
18 to 24 in 40
2 to 3 ft 50

Cydonia japonica
JAPANESE FLOWERING QUINCE. Red
and pink flowers mixed. Early
spring. Low growth.
18 to 24 in 40
2 to 3 ft 50

Desmodium penduliflorum
LESPEDeza FORMOSA. Conspicuous
rosy flowers late summer.
Medium pendulous growth.
4 to 6 in clumps 50
5 to 7 in clumps 60
10 in clumps 1 00

Deutzia alba. WHITE DEUTZIA
Flowers white, late spring.
Tall growth.
2 to 3 ft 40
3 to 4 ft 50
4 to 5 ft 60
5 to 6 ft 75

D. Pride of Rochester
LARGE FLOWERING DEUTZIA
Flowers tinged with pink, late
spring. Tall growth.
2 to 3 ft 40
3 to 4 ft 50
4 to 5 ft 60

Euonymus alatus
WINGED BURNING BUSH. Branches
have corky wings; leaves
elliptic, finely toothed;
purplish berries.
18 to 24 in 50

Eulalia sinensis. LANDSCAPE GRASS
Green leaves; variegated; Zebra-
banded leaves.
Clumps 50

Exochorda grandiflora
PEARL BUSH. White flowers early
spring. Tall growth.
2 to 3 ft 40
3 to 4 ft 50

An outdoor living-room gives you more
pleasure than a mere garden. Our Land-
scape Department will gladly assist you in
planning your home grounds.

Red Bud (*Cercis Canadensis*).





The Maples and the low evergreens, in front of the house, offer shade and privacy; the Abelia, Barberry and Spirea hide the foundation; the Kudzu Vine shades the porch; the Privet hedge separates the lawn from the neighbor's yard.

Forsythia intermedia
BORDER GOLDENBELL. Yellow
 flowers early spring before
 foliage. Medium growth.
 3 to 4 ft 50
 4 to 5 ft 60
 5 to 6 ft 75

F. spectabilis
SHOWY BORDER FORSYTHIA. Most
 profuse of all, large golden
 flowers, early spring. Medium
 growth. 2 to 3 ft 40
 3 to 4 ft 50
 4 to 5 ft 60

F. suspensa. **WEeping GOLDENBELL**
 Drooping habit; excellent for
 banks; flowers yellow, spring.
 Medium growth.
 2 to 3 ft 40
 3 to 4 ft 50
 4 to 5 ft 60

Gynerium. **PAMPASS GRASS**
 Large plume-like terminal
 panicles. 4 in clumps 50

Hydrangea arborescens grandiflora
SNOWHILL. Flowers large double
 white in panicles most of sum-
 mer. Low growth.
 18 to 24 in 50

H. opuloides. **HOUSE HYDRANGEA**
 Flowers blue. Low growth.
 Clumps 50

H. paniculata grandiflora.
PEGGEE HYDRANGEA. Flowers white,
 very showy, late summer. Medium
 growth. 18 to 24 in 40
 2 to 3 ft 50

H. quercifolia. **OAKLEAF HYDRANGEA**
 White flowers in elongated
 loose clusters, early summer.
 Splendid autumn foliage color-
 ing; prefers shade. Medium
 growth. 18 to 24 in 40
 2 to 3 ft 50

Hypericum moserianum
GOLDENFLOWER. Large showy yel-
 low flowers, summer. Low
 growth. Clumps 50

Ilex decidua. **POSSUM HAW**
 Light gray branches, bright red
 berries persistent. Medium
 growth. 3 to 4 ft 50
 4 to 5 ft 65



Jasminum nudiflorum NAKED-FLOWERED JANUARY JASMINE Flowers bright yellow, early spring. Low growth.				Philadelphus avalanche DWARF MOCK-ORANGE. Graceful, arching. Medium growth.				
18 to 24 in			40	18 to 24 in				50
2 to 3 ft			50					
Kerria japonica. fl. pl. DOUBLE JAPANESE KERRIA. Profuse double yellow flowers spring. Medium growth.				P. grandiflora BIG SCENTLESS MOCK-ORANGE Flowers large white late spring. Tall growth.				
2 to 3 ft			50	2 to 3 ft				40
3 to 4 ft			60	3 to 4 ft				50
4 to 5 ft			75					
Ligustrum ibota. Regals. IBOTA PRIVET. White flowers spring, black berries fall. Medium growth.				P. virginal. VIRGINAL MOCK-ORANGE Flowers white semi-double, late spring. Medium growth.				
2 to 3 ft			40	18 to 24 in				40
3 to 4 ft			50	2 to 2½ ft				50
4 to 5 ft			65					
Ligustrum quihoui QUIHOU PRIVET. Narrow glossy foliage. White flowers clusters late fall. Tall growth.				Peonies. 5-5 eye Divisions Festiva maxima; white flaked carmine, early. The Best				50
2 to 3 ft NR			75	Mixed colors				40
3 to 4 ft NR			1 00					
3 to 4 ft B&B			1 50	Rhodotypos kerroides. WHITE KERRIA. White flowers spring, black bead-like berries. Medium growth.				
4 to 5 ft B&B			2 00	18 to 24 in				40
5 to 6 ft B&B			3 00	2 to 3 ft				50
				3 to 4 ft				60
Lonicera fragrantissima EARLY FRAGRANT HONEYSUCKLE Fragrant white flowers, very early spring. Medium growth.				Rhus canadensis (aromatica) FRAGRANT SUMAC. Small yellow flowers. Coral red fruit early summer, foliage aromatic; orange-red in fall. Medium growth.				
2 to 3 ft			40	2 to 3 ft				40
3 to 4 ft			50	3 to 4 ft				50
L. morrowi. MORROW HONEYSUCKLE Flowers white spring, red berries summer. Spreading habit				R. lacianata. CUT-LEAF SUMAC Foliage finely cut. Tall growth				
3 to 4 ft			50	2 to 3 ft				50
4 to 5 ft			60					
5 to 6 ft			75	R. typhina. STAGHORN SUMAC Greenish flowers, in terminal panicles. Crimson, hairy ber- ries. 18 to 24 in				40
L. ruprechtiana MANCHURIAN HONEYSUCKLE. Flowers yellowish white spring, red berries summer. Spreading.				Salvia greggi. AUTUMN SAGE Flowers purplish red, mid- summer until frost. Low growth.				
2 to 3 ft			40	18 to 24 in				40
3 to 4 ft			50					
4 to 5 ft			65					
L. tatarica. TATARIAN HONEYSUCKLE Pink flowers spring; red ber- ries summer.								
3 to 4 ft			50					
4 to 5 ft			60					
5 to 6 ft			75					
Mallow Marvels. Various colored flowers five inches across. Clumps								
			50					





Spirea Bumalda



Snowberry (Symphoricarpos racemosus)

Spiraea bumalda. PINK SPIREA
 Deep rosy pink, free flowering
 all summer if kept pruned.
 Low growth.
 18 to 24 in 30
 2 to 2½ ft 35

S. prunifolia. fl. pl.
 BRIDAL WREATH. Long spray
 double white flowers practically
 covering stems in early spring.
 Orange autumn foliage. Medium
 growth. 3 to 4 ft 65

S. thunbergi. THUNBERG'S SPIREA
 Blooms early spring, small
 white flowers before many
 leaves appear. Golden autumn
 foliage. Low growth.
 18 to 24 in 40
 2 to 2½ ft 50
 3 to 3½ ft 75

S. trilocarpa. KOREAN SPIREA
 White flowers late spring.
 Medium growth.
 2 to 3 ft 50

S. vanhoutte. VAN HOUTTE SPIREA
 Clusters of white flowers
 spring, graceful. Medium growth.
 2 to 3 ft 40
 3 to 4 ft 50
 heavy 4 to 5 ft 75

Symphoricarpa chenaulti
 CHENAULT SNOWBERRY. Berries red
 spotted with white. Medium
 growth. 2 to 3 ft 40
 3 to 4 ft 50

S. racemosus. SNOWBERRY
 Conspicuous white berries fall.
 Best in partial shade. Medium
 growth. 18 to 24 in 50

S. vulgaris. CORAL-BERRY
 Coral berries fall. Low growth.
 2 to 3 ft 35
 3 to 4 ft 50

Syringa ohinese. (rothomagensis)
 CHINESE LILAC. Slender graceful
 habit, violet flowers spring.
 Medium growth.
 2 to 3 ft 50

S. Dr. Scutter. FRENCH LILAC
 Single blue flowers. Medium
 growth. 18 to 24 in 60
 2 to 3 ft 75

Syringa vulgaris
 COMMON PURPLE LILAC. Fragrant
 lilac flowers spring. Tall
 growth. 3 to 4 ft 50
 4 to 5 ft 60

S. vulgaris alba
 COMMON WHITE LILAC. Fragrant
 white flowers spring. Tall
 growth. 2 to 3 ft 40
 3 to 4 ft 50

Tamarix afroana. Pinkish
flowers in racemes in spring.
Medium to tall growth. 50
2 to 3 ft

Viburnum dentatum. ARROW-WOOD
White flowers in June, blue-
black berries. 40
18 to 24 in

V. nudum. SMOOTH WITHE-ROD
Flowers yellowish white spring.
Pink berries summer turning
bluish black in fall. Medium
growth. 2 to 3 ft 40
3 to 4 ft 50

V. opulus. HIGH BUSH CRANBERRY
White flowers in clusters in
the spring; bright scarlet ber-
ries in large bunches. Tall
growth. 2 to 3 ft 40
3 to 4 ft 50

V. opulus sterilis.
COMMON SNOWBALL. Conspicuous
round-headed white flowers late
spring. Tall growth. 40
18 to 24 in
2 to 3 ft 50

V. tomentosum
DOUBLEFILE VIBURNUM. Flat
heads of flowers late spring,
berries red to black. Medium
growth. 18 to 24 in 35
2 to 3 ft 40
3 to 4 ft 50
4 to 5 ft 65

V. sieboldi. SIEBOLD VIBURNUM
Flowers creamy white spring,
berries pink turning blue-black
Tall growth. 50
3 to 4 ft
4 to 5 ft 60

Weigela candida. WHITE WEIGELA
Large pure white flowers, late
spring. Long narrow leaves. Tall
growth. 3 to 4 ft 50
4 to 5 ft 75

Weigela floribunda
LIGHT PINK WEIGELA. Flowers
yellow throat late spring;
narrow scalloped leaves. Tall
growth. 3 to 4 ft 50
4 to 5 ft 75

W. rosea. PINK WEIGELA
Showy pink flowers late spring.
Roundish large leaves. Tall
growth. 4 to 5 ft 75
5 to 6 ft 90

W. vanhoutte
VAN HOUTTEI WEIGELA. Deep pink
flowers late spring. Large
roundish leaves. Tall growth. 75
4 to 5 ft
5 to 6 ft 90

Wisteria sinensis
CHINESE WISTERIA.
4 - year 60

W. multijuga. JAPANESE WISTERIA
Late blooming.
4 - year 60



Hundreds of bare brick walls in the South should be screened



—“the flowers of Double-flowering White Dogwood are pure white, with double center”

Distinctive Trees and Shrubs

These are special-purpose trees, such as specimens for the lawn, flowering trees of tall and medium growth, and a few peculiar small trees that might be termed shrubs.

<i>Acer palmatum</i> GREEN JAPANESE MAPLE. A small tree. Green foliage. 2 to 3 ft 50	<i>Chionanthus virginica</i> WHITE FRINGE TREE. Showy white flowers spring. 3 to 4 ft 60
<i>A. palmatum atropurpurea</i> RED-LEAF JAPANESE MAPLE. Red foliage spring and early summer. Best in sun. Medium growth. 18 to 24 in 3 00 24 to 30 in 4 00	<i>Cornus florida</i> . SINGLE DOGWOOD Flowers white spring. Red berries and orange-red fall foliage. 5 to 6 ft 2 50
<i>Albizia julibrissen</i> . MIMOSA Pink flowers midsummer. Tall irregular growth. 4 to 5 ft 65 5 to 6 ft 75	<i>C. florida fl. pl.</i> DOUBLE WHITE DOGWOOD. White flowers spring. 2 to 3 ft 1 25 3 to 4 ft 1 75
<i>Catalpa bungei</i> . UMBRELLA CATALPA Useful in formal planting. 5-6 ft std. 3-yr heads 3 00 6-7 ft std. 3-yr heads 4 00	<i>C. florida rubra</i> RED-FLOWERING DOGWOOD 18 to 24 in 1 00 2 to 3 ft 1 25
<i>Crataegus cordata</i> WASHINGTON HAWTHORN. Small red berries; brilliant autumn foliage. 3 to 4 ft 1 00 4 to 5 ft 1 50 5 to 6 ft 2 00	<i>Hibiscus</i> . ALTHEA Late summer. Medium growth.
	<i>H. BOULE DE FEU</i> . Double bright red flowers. 2 to 3 ft 40 3 to 4 ft 50 4 to 5 ft 65

H. RUBIS. Single red flowers		
2 to 3 ft	50	
H. LADY STANLEY. White shaded		
rose flowers.		
2 to 3 ft	50	
3 to 4 ft	65	
H. totus alba. Single white		
flowers. 2 to 3 ft	50	

Lagerstromia indica. CRAPE MYRTLE		
PINK, summer.		
2 to 3 ft	50	
3 to 4 ft	75	
4 to 5 ft NR	1 00	
4 to 5 ft B&B	1 25	
5 to 6 ft B&B	2 00	
6 to 7 ft B&B	3 00	

L. RED, summer.		
2 to 3 ft	50	
3 to 4 ft	75	
4 to 5 ft NR	1 00	
4 to 5 ft B&B	1 25	

Koelruteria. GOLDEN RAIN TREE		
Bright yellow flowers mid-		
summer. Tall growth.		
5 to 6 ft	1 50	
7 to 8 ft	2 50	

Magnolia purpurea		
PURPLE MAGNOLIA. Purple flowers		
spring. Medium growth.		
2½ to 3 ft B&B	3 25	
3 to 4 ft B&B	4 00	
4 to 5 ft B&B	5 00	

Malus. FLOWERING CRAB APPLE		
ATROSANGUINEA. Carmine crab.		
single red flowers		
4 to 5 ft	1 00	
5 to 6 ft	1 50	
6 to 7 ft	2 00	

CORONARIA. Wild Sweet Crab.		
Single pink sweet flowers;		
striped fruit, semi-spreading.		
4 to 5 ft	1 00	
5 to 6 ft	1 50	
9 to 10 ft	5 00	
10 to 11 ft	7 50	

FLORIBUNDA. Japanese Flowering		
Crab. Pink buds, white flowers.		
Earliest to bloom.		
4 to 5 ft	1 00	
5 to 6 ft	1 50	

PRUNIFOLIA RINKI. Chinese Apple		
Single pink flowers in spring,		
late blooming; followed by red		
and yellow fruit. Upright.		
7 to 8 ft	3 50	
8 to 10 ft	4 50	
10 to 12 ft	6 00	
12 to 14 ft	7 50	



For specimen planting the Crape Myrtle is a most desirable tree for the South



Japanese Maple



Catalpa Bungei and Privet

Morus pendula
TEAS WEEPING MULBERRY
3 year heads 3 00

Photinia villosa
RED-BERRIED PHOTINIA. White
flowers spring, red berries
fall. 5 to 6 ft 1 50
6 to 7 ft 2 00

Prunus persica
DOUBLE FLOWERING PEACH. Spring.
RED - WHITE - PINK
3 to 4 ft 50
4 to 5 ft 75

P. pissardi. PURPLE-LEAF PLUM
Spring blooming. Attractive
purple foliage. Some fruit.
3 to 4 ft 60
4 to 5 ft 75

P. triloba. FLOWERING PLUM
3 to 4 ft 50

P. JAPANESE FLOWERING CHERRY

KWANZAN. Pink double flowers
spring. New foliage coppery pink.
Upright - spreading.
5 to 6 ft 2 50

NADEN. Pale pink semi-double
flowers spring. Tall growth.
5 to 6 ft 2 50

YOSHINO. Pale pink flowers
turning to purplish pink, spring.
Same variety as around Tidal
Basin in Washington, D.C. Tall
growth. 5 to 6 ft 2 50

WEEPING JAPANESE CHERRY. Pink
flowers borne in profusion on
slender limbs which are
pendulous, spring.
Standards on 5-6 ft stems 5 00
Pyramidal, budded at ground
5 to 6 ft 5 00

Punica granatum rubra
RED FLOWERING POMEGRANATE
2 to 3 ft 50

Salix caprea. PUSSY WILLOW
Small bushy tree. Catkins appear
before leaves.
2 to 3 ft 50
3 to 4 ft 60

S. vitellina aurea
RUSSIAN GOLDEN WILLOW. Weeping
to semi-weeping, branches
golden yellow.
2 to 3 ft 40
3 to 4 ft 50

Styrax japonica. JAPANESE SNOWBELL
White bell shaped flowers
spring. 4 to 5 ft 1 00
5 to 6 ft 1 25
6 to 7 ft 1 50

Sophora japonica
CHINESE PAGODA TREE. White pea-
like flowers midsummer, con-
spicuous green bark all winter.
3 to 4 ft 1 00
4 to 5 ft 1 50
5 to 6 ft 2 25
6 to 7 ft 3 00

Stephanandra flexuosa
CUT-LEAF STEPHANANDRA. Compact
habit, foliage similar to small
maple leaf, flowers white.
Medium growth.
2 to 3 ft 40
3 to 4 ft 50

Vitex agnus-castus. CHASE TREE
Lilao flowers midsummer. Tall
growth. 2 to 3 ft 50
3 to 4 ft 65
4 to 5 ft 85



*Radiance Roses*

Roses Field grown 75¢

RED ROSES

- AMI QUINARD. Dark crimson velvety; bud pointed, flowers medium size, semi-double; fragrant, abundant bloomer.
- CHARLES K. DOUGLAS. Flaming scarlet, flushed velvety crimson; bud long-pointed, flowers medium, fragrant, good bloomer and grower.
- ETOILE DE HOLLANDE. Deep bright red; bud pointed, flowers lasting, very fragrant, constant bloomer; disease-resistant, good grower.
- RED RADIANCE. Bud large, flower very large, double, extremely lasting, intensely fragrant. Vigorous grower.
- GENERAL JACQUEMINCT. HP Bud scarlet-crimson; flower large, intensely fragrant, clear red; main crop in June. Vigorous.
- NATIONAL FLOWER GUILD. Scarlet-crimson. Bud large, long-pointed; flower large, extremely lasting, fragrant. Vigorous, hardy. Radiance in habit.
- SYRACUSE. Scarlet-crimson. Bud large, long-pointed; flower large, very double, extremely lasting, fragrant. Vigorous and hardy.

PINK ROSES

- BETTY UPRICHARD. Delicate salmon-pink, reverse carmine; bud pointed; flowers lasting, fragrant; good grower.
- DAINTY BESS. Clear pink; large single flowers in clusters, coral-red stamens. Excellent grower. A very distinct type of flower.
- ELIPOR McFARLAND. Glowing deep pink, bud pointed; fragrant. Radiance type; vigorous.
- MME. BUMPERFLY. Deep salmon-flash, shaded light yellow at base of petals. Bud long-pointed, flowers very lasting, fragrant. Ophelia type.
- MRS. CHARLES BELL. Shell pink with shading of soft salmon. Being a sport of Radiance, it closely resembles that variety in habit.
- PAUL MEYRON. HP Rose-oid. Bud very large, flowers very large, full, extremely double, very lasting, fragrant. Blooms May and June mainly. Upright.
- RADIANCE. Cameo pink, deeper toward center. Bud large, flowers very large and double, extremely lasting, intensely fragrant. Vigorous.



Broad-leaf evergreens and flowering shrubs make this underpass something more than a "mere bridge"



Quiet dignity is given this mausoleum entrance by tall trees, ligustrums, and vines



2



5



3

2. A fireman's life is a happy one when his hours are spent in a house like this.

5. Evergreens and festooning vines provide privacy and shut out noise and dust.

6. Aycock School, Greensboro. The planting was made in 1927.



6

3. The classic architecture of this synagogue is brought out by tall cedars and broad-leaf evergreens

7. A North Carolina rural school building. Why not shrubs and vines instead of bare brick walls and hot sand?





Kaiserin Augusta Victoria Roses

WHITE ROSES

- FRAU KARL DRUSCHKI. HP White American Beauty. Snow Queen. Snow white, occasionally pink-blush at center. Bud very large, long-pointed; flowers very large, very lasting, scentless. Main crop in June but continues till frost. Very hardy and strong.
- KAISERIN AUGUSTE VIKTORIA. Cream white in bud, flowers snow-white with slight tint at center; medium size, double, very lasting, slightly fragrant. Good grower.
- NUNTIUS PACELLI. White, slightly cream in center, fragrant, double, lasting. Good grower, Kaiserine type.

YELLOW ROSES

- MME. JENNY GILLEMOT. Light saffron yellow, deeper at base. Bud large, pointed; flowers medium, lasting, moderately fragrant.
- REV. F. PAGE ROBERTS. Yellow with copper-red shadings, tinted buff in the bud stage. Bud large, pointed; flowers semi-double, high-centered, lasting, fragrant.

TWO-TONED ROSES

- PRESIDENT HOOVER. Medium orange, with outer petals lighter shade, tinged with scarlet, cerise-pink, flame. Bud large, long-pointed; flowers semi-double, very lasting, free bloomer. Mme. Butterfly type. Fragrant.
- TALISMAN. Orange, golden yellow, copper, rose-red. Bud medium size, long-pointed; flowers medium size, double, high-centered, very lasting, extremely fragrant.

EVERBLOOMING CLIMBERS
ROSES

- MARECHAL NEIL. Golden yellow. Bud large, pointed; flowers large, double, very fragrant. Very vigorous; hardy in South.

- | | |
|-------------------------|------------------------------------|
| CLIMBING KILLARNEY) | |
| CLIMBING OPHELIA) | |
| CLIMBING RADIANCE) | All these same as bush type except |
| CLIMBING RED RADIANCE) | |
| CLIMBING TALISMAN) | climbing habit. |



Broad-leaved Evergreens used effectively in church foundation planting

Broad-leaved Evergreens

Broad-leaved evergreens are easily grown. Given a fairly rich, moist, well-drained soil, and sufficient mulching to keep the roots from extremes of heat and cold, they will grow and thrive with little care, providing charming effects of foliage and flower that every garden needs. Almost all do well in partial shade. In transplanting, the leaves should all be trimmed off, to insure success. Cut back stray shoots in early spring; otherwise they require little pruning. The blooming periods are noted after the descriptions.

Abelia grandiflora. GLOSSY ABELIA

Pinkish white flowers all summer. Medium growth.

18 to 24 in NR	50
2 to 3 ft NR	65
2 to 3 ft B&B	1 00
3 to 4 ft NR	1 00
3 to 4 ft B&B	1 25
4 to 5 ft B&B	1 50
5 to 6 ft B&B	2 00

Akebia quinata. FIVE-LEAF AKEBIA

Delicate foliage, purple flowers spring, deep green leaves all winter. 2 - year 50

Azalea amoena. JAPANESE AZALEA

Conspicuous purple-red flowers spring. Low growth.

8 to 10 in	75
10 to 12 in	1 00
12 to 15 in	1 25
15 to 18 in	1 50
18 to 24 in	2 00
2 to 2½ ft	2 50

A. hinodegiri. RED JAPANESE AZALEA

Brilliant oarmine flowers spring

8 to 10 in	1 00
10 to 12 in	1 50
12 to 15 in	2 00
15 to 18 in	2 50

A. ledifolia alba. SNOW AZALEA

Fragrant white flowers.

10 to 12 in	1 25
12 to 15 in	1 50

A. maorantha. RED SALMON AZALEA

Glossy green leaves, salmon red large single flowers late

spring. 8 to 10 in	50
10 to 12 in	60
12 to 15 in	75
15 to 18 in	1 00
18 to 21 in	1 50

Berberis juliane

WINTERGREEN BARBERRY.

12 to 15 in	1 25
15 to 18 in	1 50
18 to 24 in	2 00
2 to 2½ ft	2 50

B. wilsoni. WILSON'S BARBERRY
 Small yellow flowers spring, fall
 crimson berries.
 18 to 24 in 1 25
 2 to 2½ ft 1 75

Buxus arborescens. TREE BOX
 Tall open growth.
 18 to 24 in 1 25
 24 to 30 in 1 75
 30 to 36 in 2 50

B. sempervirens. BOXWOOD
 Medium growth.
 10 to 12 in 75
 12 to 15 in 90
 15 to 18 in 1 00
 18 to 21 in 1 25
 21 to 24 in 1 50
 24 to 27 in 2 00
 27 to 30 in 2 50
 30 to 33 in* 3 00
 33 to 36 in* 3 50
 36 to 42 in* 4 00

B. sempervirens rotundifolia
 15 to 18 in 1 50
 21 to 24 in 2 25

Buxus suffruticosa
 OLD ENGLISH DWARF BOX
 10 to 12 in 1 00
 12 to 15 in 1 50
 15 to 18 in 2 25

Camellia japonica
 15 to 18 in 1 00
 18 to 24 in 2 00

Cotoneaster horizontalis
 ROCK COTONEASTER. Small box-
 like leaves; bright red berries
 fall. Semi-evergreen. Low
 growth. 18 to 24 in 1 25
 2 to 2½ ft 1 75

Cytisus scoparius. SCOTCH BROOM
 Slender arching shrub with yel-
 low flowers spring. Medium
 growth. 2 to 3 ft 1 00
 3 to 4 ft 1 50
 4 to 5 ft 2 00

Dasylyron serratifolium
 SAWTOOTH SOTAL. Margined leaves,
 small whitish flowers on very
 tall spikes. Midsummer.
 18 to 24 in 1 00
 2 to 3 ft 1 25

Euonymus patens. Bright green
 foliage and greenish white
 flowers spring; orange berries
 fall. Semi-evergreen. Medium
 growth. 15 to 18 in 75
 18 to 24 in 1 00
 2 to 2½ ft 1 50

Elaeagnus fruitlandi. Large
 pointed green leaves, slightly
 gray above with silver under-
 side; pinkish white berries
 spring. Fragrant flowers fall.
 More compact than *reflexa*.
 Strong growth.
 2 to 3 ft 2 00
 3 to 4 ft 3 00
 4 to 5 ft 5 00
 5 to 6 ft 7 00
 6 to 7 ft 9 00


E. pungens. Green leaves, sil-
 very beneath, dotted with
 brown scales, wavy margined.
 Limbs spiny.
 3 to 4 ft 3 00
 4 to 5 ft 5 00
 5 to 6 ft 7 00

E. pungens reflexa
 BRONZE ELEAGNUS. Small green
 leaves, very brown-scaly under-
 neath, edge waved but little.
 Crimson berries spring, small
 fragrant flowers fall. Stronger
 grower than *pungens*, not so spiny
 3 to 4 ft 3 00
 4 to 5 ft 5 00
 5 to 6 ft 7 00
 6 to 7 ft 9 00

E. macrophylla. Green leaves,
 slightly gray above, almost
 solid gray beneath, longer and
 broader. Strong rather open
 growth. 2 to 3 ft 2 00
 3 to 4 ft 3 00
 4 to 5 ft 5 00



Elaeagnus



Abelia grandiflora

E. simoni. Leaves gray-green in summer, dark green in winter; not so pointed. Slower grower, no spikes.

18 to 24 in	1 50
2 to 3 ft	2 00

Gardenia. CAPE JESSAMIN 75
15 to 18 in 75

Hedera helix. ENGLISH IVY
Evergreen.
2 - year in pots 35
3 - year in pots 50

Hypericum calycinum
AARON'S BEARD. Yellow flowers.
Divisions 30
Clumps 4-6 in 65

Ilex crenata macrophylla
LARGE-LEAF JAPANESE HOLLY
Black berries. Medium growth.
2 to 2½ ft 1 50
2½ to 3 ft 2 00
3 to 3½ ft 2 50

Ilex crenata microphylla
SMALL-LEAF JAPANESE HOLLY
Black berries. Medium growth.
12 to 15 in 75
15 to 18 in 90
18 to 24 in 1 25
2 to 2½ ft 1 75
2½ to 3 ft 2 50

I. humei. HUME HOLLY
Red berries, smooth leaves.
3 to 4 ft 4 50
4 to 5 ft 6 00
5 to 6 ft 7 50

I. opaca. AMERICAN HOLLY

SEE OLDS & ENDS LIST

I. vomitoria. YOUPON
Scarlet berries winter. Fall
growth. 2 to 2½ ft 3 00
2½ to 3 ft 3 75
3 to 4 ft 4 50

Jasminum floridum
EVERBLOOMING JASMINE. Golden
yellow flowers all summer.
Low growth.
18 to 24 in NR 50
2 to 3 ft NR 60
If B&B 15¢ extra



Holly



Carolina Cherry Laurel in regular form of pyramid and also standard

Laurocerasus caroliniana
 CAROLINA CHERRY LAUREL. Shining
 green leaves. One of the easiest
 shrubs to stand shearing for
 formal effect. Tall growth.

2 to 3 ft	1 25
3 to 4 ft *	2 00
4 to 5 ft *	2 75
5 to 6 ft *	3 50
6 to 7 ft	5 00

In addition to above we have a
 number of beautiful plants trim-
 med to "Standard" form.
 Information on request.

Laurocerasus officinalis
 ENGLISH LAUREL. Broad shining
 foliage. Tall growth.

18 to 24 in	1 25
2 to 2½ ft	1 75
2½ to 3 ft	2 50
3 to 3½ ft	3 50

Ligustrum amurense
 AMOOR RIVER PRIVET.
 1 - year (per 100) 10 00

Ligustrum japonicum
 JAPANESE PRIVET. Broad green
 leaves, creamy white flowers;
 clusters of purple berries.
 Tall growth.

2 to 3 ft *	75
3 to 4 ft *	1 00
4 to 5 ft *	1 50
5 to 6 ft *	2 50
6 to 7 ft	5 00

L. lucidum microphylla
 SMALL-LEAF DWARF LUCIDUM
 Compact habit; white flowers
 summer. Medium growth.

15 to 18 in	1 00
18 to 24 in	1 25
2 to 2½ ft	1 75

L. lucidum. LUCIDUM PRIVET
 Thick dark green foliage.
 White flowers spring; black
 berries fall. Medium growth.

18 to 24 in	75
2 to 2½ ft*	1 25
2½ to 3 ft*	1 75
3 to 4 ft*	2 50
4 to 5 ft	4 00

L. quihoui. QUIHOUI PRIVET
 Narrow glossy foliage. White
 flowers in clusters late fall.
 Tall growth.

2 to 3 ft NR	75
3 to 4 ft NR	1 00
3 to 4 ft B&B	1 50
4 to 5 ft B&B	2 00
5 to 6 ft B&B	3 00



Ligustrum lucidum.



Ligustrum japonicum.

L. sinense nana
 DWARF COMPACT PRIVET. Foliage small slightly crinkled around edge. Medium growth.
 15 to 18 in NR 50
 18 to 24 in NR 75
 2 to 2½ ft 1 25
 2½ to 3 ft 1 75
 3 to 3½ ft 2 50

L. sinense pendula
 WEEPING PRIVET. Light green foliage entire summer. Semi-evergreen. Medium growth.
 2 to 3 ft spd 1 00
 3 to 4 ft spd 1 25
 4 to 5 ft spd 2 00

Lonicera nitida
 SHINY HONEYSUCKLE. Small glossy leaves, fragrant creamy white flowers; fruit bluish-purple. Low growth.
 12 to 15 in 1 00
 15 to 18 in 1 25
 18 to 24 in 1 75

L. pileate. Small creamy white flowers; bluish purple fruit. Spreading growth.
 10 to 12 in spd 60
 12 to 15 in spd 75
 15 to 18 in spd 1 00



Magnolia grandiflora

Magnolia grandiflora
 SOUTHERN MAGNOLIA. Large shiny leathery leaves. Fragrant white flowers. Tall growth.
 3 to 4 ft B&B 1 75
 4 to 5 ft B&B 2 75

Mahonia aquifolia.
 HOLLY-LEAVED ASHBERRY. Yellow flowers early spring; berries blue-black.
 18 to 24 in 1 25

M. bealei (japonica)
 LEATHER-LEAF HOLLYGRAPE. Prefers shade, large prickly foliage resembling holly. Yellow flowers spring; large blue-black berries summer. Medium growth.
 18 to 24 in 1 25
 2 to 2½ ft 1 75
 2½ to 3 ft 2 50
 3 to 3½ ft 3 00



Mahonia japonica



Nandina domestica.

Nandina domestica. Foliage and berries turn red in fall. Creamy white flowers in spring. Medium growth.

10 to 12 in	50
12 to 15 in	65
15 to 18 in	75
18 to 24 in *	1 00
2 to 2½ ft	1 25

Mondo (ophiopogon) SNAKESBEARD
Low growth, long narrow green foliage. Blue flowers mid-summer
Clumps 50

Osmanthus aquifolia
HOLLY OSMANTHUS. Glossy dark green holly-like leaves; small fragrant white flowers spring.

18 to 24 in	1 50
2 to 2½ ft	2 00
2½ to 3 ft	3 00

O. fortunei. Has slightly larger white fragrant flowers spring. Medium growth.

15 to 18 in	1 25
18 to 24 in	1 50
2 to 2½ ft	2 00

Photinia serrulata
EVERGREEN PHOTINIA. Bright red foliage on ends of branches. Small yellowish-green flowers summer. Tall growth.

18 to 24 in	1 25
2 to 2½ ft	1 50
2½ to 3 ft	2 25
3 to 3½ ft	3 00

Pachysandra terminalis
JAPANESE SPURGE. Bright green foliage spring, prefers shade.
2 in pots per 100 15 00
3 in pots per 100 20 00

PYRACANTHA See next page.

Thea bohea. TEA PLANT
Dark green foliage; flowers white. 15 to 18 in 1 50

Vinca Minor. PERIWINKLE
Divisions per 100 10 00

Viburnum carlesei
FRAGRANT VIBURNUM. Fragrant pinkish-white flowers.
15 to 18 in 2 00

V. rhytidophyllum
LEATHERLEAF VIBURNUM. White clusters flowers spring; red berries midsummer. Medium growth

2 to 3 ft	1 25
3 to 4 ft	1 50
4 to 5 ft	2 50



Viburnum rhytidophyllum



Pyracanthas all have berries as illustrated above, and the pictures below show something of habit of growth.



Pyracantha crenulata



Pyracantha yunnanensis

Pyracantha crenulata. Leaves wavy-toothed, glabrous, shining above. Medium-tall growth.

3 to 4 ft	3 00
4 to 5 ft	4 00
5 to 6 ft	6 00

Yucca filamentosa. ADAMS NEEDLE
Creamy white flowers midsummer.
Low growth.

Divisions	35
Clumps	50

P. coccinea. SCARLET FIRETHORN
White flowers spring, orange berries fall. Low growth.

2 to 2½ ft	2 00
2½ to 3 ft	2 50
3 to 3½ ft	3 50

Yucca recurvifolia
CURVELEAF YUCCA.
3-year heavy 1 25

Y. "TREE". Has a large mass of white bloom.
4-year heavy 2 00

P. lalandi. LALAND FIRETHORN
White flowers spring, orange berries fall. Tall growth.

3 to 4 ft	1 50
4 to 5 ft	2 00
5 to 6 ft	2 50
6 to 8 ft	3 00

P. yunnanensis. YUNNAN FIRETHORN
White flowers spring, berries red late fall. Compact spreading growth.

2 to 3 ft spd	2 00
3 to 4 ft spd	2 50
4 to 5 ft spd	3 00




Yucca filamentosa



Appearance and Value are greatly enhanced by Groups of Evergreens

Coniferous Evergreens



On orders of less than \$5. there will be a charge for packing if shipped.

Biota orientalis
 ORIENTAL ARBORVITAE. Group 6.
 Light green foliage. Tall growth.

3 to 4 ft	1 00
4 to 5 ft	1 50
5 to 6 ft	2 50
6 to 7 ft	3 00
7 to 8 ft	5 00

B. aurea conspicua
 GOLDSPIRE ARBORVITAE. Group 6.
 Golden yellow. Tall growth.

5 to 6 ft	3 50
6 to 7 ft*	5 00

B. aurea nana
 BERCKMANS GOLDEN ARBORVITAE
 Compact roundish shape. Golden yellow foliage. Low growth.

12 to 15 in	1 00
15 to 18 in	1 25
18 to 24 in*	1 50

B. bakeri. BAKERS ARBORVITAE
 Group 4. Foliage bluish green.
 New growth tinged with yellow.

18 to 24 in	75
2 to 2½ ft	1 00
2½ to 3 ft	1 25
3 to 3½ ft	1 75
3 to 4 ft	2 25
4 to 4½ ft	2 75
4½ to 5 ft	3 75
5 to 6 ft	5 00

B. pyramidalis
 ORIENTAL PYRAMIDAL ARBORVITAE
 Group 6. 2 to 3 ft* 1 75
 3 to 4 ft* 2 75
 4 to 5 ft* 4 00
 5 to 6 ft 5 00
 6 to 7 ft 6 50

B. texana glauca
 TEXAS BLUE ARBORVITAE. Group 5.
 Bluish green foliage, retains color entire year.

7 to 8 ft	5 00
8 to 10 ft	6 00
10 to 12 ft	8 00
12 to 14 ft	10 00



Cedrus atlantica

Cedrus atlantica. ATLAS CEDAR
Group 5. Branches erect. Dark green needles.

2 to 3 ft	75
3 to 4 ft	1 00
4 to 5 ft	1 50
5 to 6 ft	2 25
6 to 7 ft	3 50
7 to 8 ft	5 00
8 to 10 ft	9 00
10 to 12 ft	11 00
12 to 14 ft	13 00
14 to 16 ft	15 00
16 to 18 ft	17 50
18 to 20 ft	20 00
20 to 24 ft	25 00

NOTE

In addition to the sizes on these pages, we have a number of odds and ends. Some things there are only one or two of, which might be just the thing you need. Write us for particulars and the information will be quickly furnished you in detail. There will be no obligation on your part for asking for this extra list.



Cedrus deodara.

C. deodora. DEODORA CEDAR

Group 6. Light bluish green needles. Tall tree pyramidal habit.


15 to 18 in	60
18 to 24 in*	75
2 to 3 ft*	1 25

Cunninghamia lanceolata. Group 6
Long sharp pointed needles, light green foliage.

18 to 24 in	65
2 to 2½ ft	75
2½ to 3 ft	1 00
3 to 3½ ft	1 25
3½ to 4 ft	1 75
4 to 4½ ft	2 25
4½ to 5 ft	2 75
5 to 6 ft	3 25
6 to 7 ft	5 00
7 to 8 ft	7 50
8 to 9 ft	10 00



Field of *Cunninghamia lanceolata*



Juniperus pfitzeriana

J. ohinensis pfitzeriana
 PFITZER JUNIPER. Group 2.
 Bluish green foliage.

12 to 15 in spd	75
15 to 18 in spd*	1 00
18 to 24 in spd*	1 50
2 to 2½ ft spd*	2 00

Juniperus ohinensis densiflora
 glauca. DARK GREEK JUNIPER
 Group 4. Bluish green, prickly
 foliage. Dense compact form.

2 to 2½ ft	2 00
2½ to 3 ft	2 50
3 to 4 ft	3 00
4 to 5 ft	4 00

J. ohinensis albo-variegata
 VARIEGATED GREEK JUNIPER. Group
 4. Bluish green foliage tinged
 with yellow.

2½ to 3 ft	2 50
3 to 3½ ft	3 00
3½ to 4 ft	3 50
4 to 5 ft	4 00
5 to 6 ft	5 00

J. ohinensis Sargenti
 SARGENT JUNIPER. Group 1.

12 to 15 in spd	1 00
15 to 18 in spd	1 25
2 to 2½ ft spd	2 00
2½ to 3 ft spd	2 50

J. oommunis. COMMON JUNIPER
 Group 5. Bluish green foliage.
 Holds color entire year with
 metallic hue. Prickly foliage.

2 to 3 ft	1 00
3 to 4 ft	1 25
4 to 5 ft	1 75
5 to 6 ft	2 50
6 to 7 ft	3 50

J. communis depressa
 PROSTRATE JUNIPER. Group 1.
 Foliage light green with purpl-
 ish tints in winter.

18 to 24 in spd	75
2 to 3 ft spd	1 25
3 to 4 ft spd	2 50
4 to 5 ft spd	3 25
5 to 6 ft spd	4 00

J. communis depressa aurea
 PROSTRATE GOLDEN JUNIPER. Group
 1. New growth bright yellow
 golden color.

2 to 3 ft spd	1 50
3 to 4 ft spd	2 50
4 to 5 ft spd	3 25

J. communis depressa plumosa
 PLUMED SPREADING JUNIPER. Group
 1. Turns attractive color in
 winter.

2 to 2½ ft spd	1 00
2½ to 3 ft spd	1 50
3 to 4 ft spd	2 50
4 to 5 ft spd	3 00



Irish Junipers

J. communis hibernica
 IRISH JUNIPER. Bluish green
 needle-like foliage. Metallic
 hue in winter.

2 to 2½ ft*	1 00
2½ to 3 ft*	1 25
3 to 3½ ft*	1 50
3½ to 4 ft*	2 00
4 to 5 ft*	2 50
6 to 7 ft*	5 00
7 to 8 ft*	7 50
8 to 9 ft*	9 00

J. horizontalis douglasi
 WAUKEGAN JUNIPER. Group 1.
 Steel-blue turning purple in
 winter.

15 to 18 in spd	1 25
18 to 24 in spd	1 75
2 to 2½ ft spd	2 00



J. japonica. JAPANESE JUNIPER
 Group 2. Rich green foliage.
 18 to 24 in 1 50
 2 to 2½ ft 2 00
 2½ to 3 ft 3 00

J. japonica sylvestris. Group 5.
 Upright grower, intense green
 foliage. 3 to 4 ft 3 00
 4 to 5 ft 4 00

J. Koosteriana. Group 2.
 4 to 5 ft spd 5 00
 5 to 6 ft spd 6 50

J. sabina. SAVIN JUNIPER
 Dark green foliage. Broad vase
 shape. 18 to 24 in spd 1 25
 2 to 2½ ft spd 1 50
 2½ to 3 ft spd 2 25
 3 to 4 ft spd 3 00
 4 to 5 ft spd 4 00

J. sabina tamariscifolia
TAMARIX SAVIN JUNIPER. Group 1.
 18 to 24 in spd 1 25
 2 to 2½ ft spd 1 50
 2½ to 3 ft spd 2 25
 3 to 3½ ft spd 3 00

J. virginiana oonnarti
CONNART RED CEDAR. Group 5.
 Dark green foliage.
 2 to 3 ft 2 50
 3 to 4 ft 3 25

J. virginiana glauca
BLUE VIRGINIA CEDAR. Group 5.
 3 to 4 ft 2 25
 4 to 5 ft 3 00
 5 to 6 ft 3 75
 6 to 7 ft 5 00
 7 to 8 ft 7 00

Picea exoelsa. NORWAY SPRUCE
 Group 6.
 18 to 24 in 75
 2 to 2½ ft 1 00
 2½ to 3 ft 1 50
 3 to 4 ft 2 00
 4 to 5 ft 3 00
 5 to 6 ft 4 50
 6 to 7 ft 6 00
 7 to 8 ft 7 50
 8 to 9 ft 8 50
 9 to 10 ft 10 00

P. pungens. COLORADO SPRUCE.
 Group 6. Foliage tinged with
 light blue.
 4 to 5 ft 4 00
 5 to 6 ft 6 00
 6 to 7 ft 7 50

P. Pungens glauca
COLORADO BLUE SPRUCE. Group 6.
 18 to 24 in 2 50



Picea excelsa

Pinus mughus. MUGHO PINE
 Group 3. Blunt light green
 needles.
 12 to 15 in spd 1 50
 15 to 18 in spd 1 75
 18 to 24 in spd 2 00
 2 to 3 ft spd 3 00

P. sylvestris. SCOTCH PINE
 Group 6. Short blunt, dark gray
 green needles.
 3 to 4 ft 2 25
 4 to 5 ft 3 25
 5 to 6 ft 4 00

P. thunbergi
JAPANESE BLACK PINE. Group 6.
 Large evergreen growing tree.
 Dark green foliage, long needles.
 4 to 5 ft 3 25
 5 to 6 ft 4 00
 6 to 7 ft 6 00



Our Landscape Department can
 Help you fix up your home
 grounds beautifully.

Retinispora obtusa crippei
 CRIPPS GOLDEN CYPRESS. Slow
 growing, pale golden type.

12 to 15 in	1 50
15 to 18 in	2 00
18 to 24 in	2 75
2 to 2½ ft	3 25

R. pisifera. SAWARA RETINISPORA
 Group 5. Rich bluish green
 foliage. Loosely pyramidal.

2 to 2½ ft*	1 25
2½ to 3 ft*	1 75
3 to 3½ ft*	2 25
3½ to 4 ft*	2 75
4 to 5 ft*	3 00
5 to 6 ft*	3 75
6 to 7 ft*	4 75
7 to 8 ft*	6 00
8 to 10 ft	8 00
10 to 12 ft	10 00
12 to 14 ft	12 50
14 to 16 ft	15 00

R. pisifera aurea
 GOLDEN SAWARA RETINISPORA. Group
 5. Bright yellow foliage spring.

2 to 2½ ft*	1 25
2½ to 3 ft*	1 75
3 to 3½ ft*	2 25
3½ to 4 ft*	2 75
4 to 5 ft*	3 00
5 to 6 ft*	3 75
6 to 7 ft*	4 75

R. pisifera filifera
 THREAD RETINISPORA. Group 5.
 Long stringy drooping branches.
 Bright green foliage.

18 to 21 in	2 00
21 to 24 in	2 50
2 to 2½ ft	3 50
2½ to 3 ft	4 25
3 to 4 ft	5 50
4 to 5 ft	7 00
5 to 6 ft	9 00

R. plumosa. PLUMED RETINISPORA
 Group 5. Dark green fine texture
 foliage.

2½ to 3 ft*	1 75
3 to 3½ ft*	2 25
3½ to 4 ft*	2 75
4 to 5 ft*	3 00
5 to 6 ft*	3 75
6 to 7 ft*	4 75

R. plumosa aurea
 GOLDEN PLUM RETINISPORA. Group 5.
 New growth golden yellow.

2 to 2½ ft*	1 25
2½ to 3 ft*	1 75
3 to 3½ ft*	2 25
3½ to 4 ft*	2 75
4 to 5 ft*	3 00
5 to 6 ft*	3 75
6 to 7 ft*	4 75
7 to 8 ft*	6 00
8 to 10 ft	8 00
10 to 11 ft	10 00
11 to 12 ft	11 00
12 to 13 ft	12 00
13 to 14 ft	13 50
14 to 15 ft	15 00

R. plumosa viridissima. Group 5.
 Dark bluish green foliage.

2 to 2½ ft	2 00
2½ to 3 ft	2 50
3 to 3½ ft	3 00
3½ to 4 ft	3 75
4½ to 5 ft	4 50

R. squarrosa veitchi
 MOSS RETINISPORA. Group 5.
 Feathery dense blue gray
 foliage.

2 to 2½ ft*	1 25
2½ to 3 ft*	1 75
3 to 3½ ft*	2 25
3½ to 4 ft*	2 75
4 to 5 ft*	3 00
5 to 6 ft*	3 75



Retinispora squarrosa Veitchi.

Thuja occidentalis
AMERICAN ARBORVITAE. Group 5.
 Slender pyramid with broad base

18 to 24 in	50
2 to 2½ ft	65
2½ to 3 ft	90
3 to 3½ ft	1 25
3½ to 4 ft	1 75
4 to 4½ ft	2 25
4½ to 5 ft	3 00
5 to 6 ft	4 00

T. occidentalis ellwangeriana
TOM THUMB ARBORVITAE.

15 to 18 in	75
18 to 24 in	1 00
2 to 2½ ft	1 50
2½ to 3 ft	2 00

Thuja occidentalis filicoides
FERN-LIKE ARBORVITAE. Group 4.
 Compact narrow and upright.
 Deep green foliage.

18 to 24 in	65
2 to 2½ ft	75
2½ to 3 ft	1 00
3 to 3½ ft	1 25
3½ to 4 ft	1 75
4 to 5 ft	2 50
5 to 6 ft	4 00
6 to 7 ft	5 00
7 to 8 ft	6 00
8 to 9 ft	7 50

T. occidentalis globosa
AMERICAN GLOBE ARBORVITAE. Group
 3. Compact globular habit.

18 to 21 in*	1 25
21 to 24 in*	1 50
24 to 27 in*	1 75
27 to 30 in *	2 00
3 to 3½ ft	4 00
3½ to 4 ft	5 00

T. occidentalis hoveyi
HOVEY ARBORVITAE. Group 3.
 Bright green foliage spring.

18 to 24 in	1 00
2 to 2½ ft	1 25
2½ to 3 ft	1 50

T. occidentalis lobbi
MOSS ARBORVITAE. Group 5. Rich
 deep blue green foliage.

2 to 2½ ft	75
2½ to 3 ft	1 00
3 to 3½ ft	1 25
3½ to 4 ft	1 75
4 to 5 ft	2 50

T. occidentalis lutea
GEORGE PEABODY ARBORVITAE.
 Group 5. Conspicuous golden
 yellow form.

15 to 18 in	1 00
18 to 24 in	1 25
2 to 2½ ft	1 50
2½ to 3 ft	2 00



Pyramidal Arborvite.

T. occidentalis pyramidalis
PYRAMIDAL ARBORVITAE.
 Bright green foliage.

18 to 24 in	90
2 to 2½ ft*	1 00
2½ to 3 ft*	1 50
3 to 3½ ft*	2 00
3½ to 4 ft*	2 50
4 to 4½ ft*	3 00
4½ to 5 ft*	3 50
5 to 6 ft*	4 00
8 to 9 ft	8 00
9 to 10 ft	10 00

T. occidentalis vervaneana
VERVAENE ARBORVITAE. Group 5.
 Greenish yellow foliage.

2 to 2½ ft	75
2½ to 3 ft	1 00
3 to 3½ ft	1 25
3½ to 4 ft	1 75
4 to 4½ ft	2 25
4½ to 5 ft	3 00

T. occidentalis Wareana
SIBERIAN ARBORVITAE.
 Light green foliage.

18 to 24 in	1 25
2 to 2½ ft	1 75
3 to 4 ft	2 50

Tsuga canadensis
CANADIAN HEMLOCK. Group 6.
 Spreading horizontal branches,
 dark green needles.

18 to 24 in	1 50
2 to 2½ ft	2 00
2½ to 3 ft	2 50
3 to 3½ ft	3 00
3½ to 4 ft	3 75
4 to 4½ ft	4 50
4½ to 5 ft	6 00

T. caroliniana
CAROLINA HEMLOCK. Group 5.
 Glossy dark green leaves.

12 to 15 in	1 25
15 to 18 in	1 50
18 to 24 in	2 00
2 to 2½ ft	2 50
2½ to 3 ft	3 00
3½ to 4 ft	5 00

