





JOHN A. SEAVERNS














No. 1.5.



T H E


SPORTSMAN'S DICTIONARY;

O R, T H E

GENTLEMAN'S COMPANION:

F O R:

T O W N A N D C O U N T R Y.



THE UNIVERSITY OF CHICAGO

GEORGE EASTMAN LIBRARY

100 EAST 57TH STREET





FRONTISPIECE



- The Fore Part.**
1. The Forehead.
  2. The Temple.
  3. Cavity above of Eyes.
  4. The Jaw.
  5. The Lips.
  6. The Nostrils.
  7. The tip of the Nose.
  8. The Chin.
  9. The Beard.
  10. The Neck.
  11. The Mane.
  12. The Fore Top.
  13. The Throat.
  14. The Withers.
  15. The Shoulders.

16. The Chest.
17. The Elbow.
18. The Arm.
19. The Plate Vein.
20. The Chesnut.
21. The Knee.
22. The Shank.
23. The Main Tendons.
24. The Fetlock Joynt.
25. The Fetlock.
26. The Pastern.
27. The Coronet.
28. The Hoof.
29. The Quarter.
30. The Toe.
31. The Heel.

- The Body.**
32. The Reins.
  33. The Fillets.
  34. The Ribs.
  35. The Belly.
  36. The Flanks.
- The Hind Part.**
37. The Rump.
  38. The Tail.
  39. The Buttocks.
  40. The Hanches.
  41. The Stile.
  42. The Thighs.
  43. The Hock.
  44. The Kerd.
  45. The point of the Hock.

*1. Cook sculp.*



T H E  
SPORTSMAN'S DICTIONARY;  
OR, THE  
GENTLEMAN'S COMPANION:  
FOR  
T O W N   A N D   C O U N T R Y.

Containing FULL and PARTICULAR INSTRUCTIONS for

RIDING,	SETTING,	FARRIERY,
HUNTING,	FISHING,	COCKING,
FOWLING,	RACING,	HAWKING, &c.

W I T H

The various METHODS to be observed in BREEDING and DIETING of HORSES both for the ROAD and TURF; also, the MANAGEMENT of DOGS, GAMECOCKS, DUNGHILL FOWLS, TURKEYS, GEESE, DUCKS, PIGEONS, SINGING-BIRDS, &c.

And THE MANNER of CURING their various DISEASES and ACCIDENTS.

COLLECTED FROM THE BEST AUTHORS;  
WITH VERY CONSIDERABLE ADDITIONS AND IMPROVEMENTS,  
BY EXPERIENCED GENTLEMEN.

I L L U S T R A T E D

With COPPER-PLATES, representing all the DIFFERENT KINDS of NETS, SNARES, and TRAPS, that are now made Use of.

L O N D O N :

PRINTED FOR FIELDING AND WALKER, No. 20, PATER-NOSTER-ROW,  
M.DCC.LXXVIII.

# THE HISTORY OF THE

... ..

... ..

... ..

... ..

... ..

... ..

... ..

... ..

... ..



T H E

P R E F A C E.

**T**H E mind of man is incapable of a constant application, either to study or business ; it is therefore highly necessary to relieve it, at convenient seasons, by such relaxations as may refresh its faculties, and recruit the animal spirits that have been dissipated by laborious pursuits, or a length of strict attention. And when the amusements to which we have recourse, on such occasions, are friendly to health, delightful to the senses, and perfectly consistent with innocence, they have all the recommendations we can possibly desire.

The diversions that are the subject of these sheets, are entirely of this nature, and are so peculiarly adapted to scenes of rural life, that a just knowledge  
of

of them is considered as a necessary accomplishment in gentlemen, who devote their vacant hours to the country.

It would be needless to enlarge on the satisfactions and advantages they are capable of affording us. No prospect of nature can awake more pleasing ideas in the imagination, than a landskip, distributed into verdant woods, and opening lawns, with the diversity of extended plains, flowery meadows, and clear streams: the heart of a contemplative beholder melts into secret raptures at the enchanting view, and he is immediately prompted to hail the Great Benefactor who sheds such a profusion of beauties around him. But when he likewise regards them as so many rich magazines, intended for the accommodation of his table, as well as for the improvement of his health, and the solace of his mind, he begins to think it a reproach to him to be unacquainted with the manner of acquiring these enjoyments that were created for his use with so much liberality; and he is then convinced that Hunting, Fowling, Fishing, and Riding, are more necessary to his welfare than at first he might imagine.



In order therefore to render these, and other rural recreations, as intelligible and familiar as possible, we have carefully collected the best observations that have been made on each article; we have consulted all authors on this occasion, and have selected every particular from them, that we thought would contribute to pleasure and improvement; and, as we were desirous to render this work as compleat as possible, we have prevailed upon several gentlemen of distinguished abilities and experience, to favour us with a great number of interesting passages, that we are persuaded will be very acceptable and instructive to those who have an inclination to gain a competent knowledge of these agreeable subjects.

As our intention was to make this performance equally perspicuous and regular, we have digested it into the form of a Dictionary, in which we have been careful to range under each head every particular peculiar to it, so as to illustrate the Articles in the most effectual manner; by which means we have rendered the whole so methodical and familiar, even to a common comprehension, that we flatter ourselves we shall not be taxed with obscurity in any material circumstance

stance necessary to be understood. We may likewise venture to add, that the plan we have pursued, through the whole course of these sheets, will ease the curious of the expence and trouble of consulting a number of books written on these subjects, since, as we have already intimated, all imaginable care has been taken to extract from the most approved authors, whatever observations may be necessary to give our readers a clear and expeditious knowledge of all the different branches of these pleasing recreations; as well as receipts from the different authors of established reputation for the cure of most complaints incident to Horses, Dogs, &c. with proper instructions for the most ignorant to prevent their being imposed on in purchasing Horses, by designing Dealers in those valuable animals.

T H E

---

---

T H E U N I V E R S A L

S P O R T S M A N ' S D I C T I O N A R Y .

A B S

**A**BATE; a horse is said to abate, or take down, his curvets, when working upon curvets, he puts his two hind legs to the ground both at once, and observes the same exactness in all the times. *See* CURVET.

**ABSCCESS**, proceeds from a blow, hurt, or some violence, incident to several animals, as horses, sheep, poultry, &c.

In **HORSES**, a cataplasin or pultice of lime, reduced to a fine powder, and mixt with wine and oil in equal quantities, ought to be applied to the part affected; or one of wheat-flour, steeped in vinegar, with half an ounce of manna may be used in its stead.

In **SHEEP**, the method is to open the tumour, in what part soever it is found, and after letting out the matter, to pour into the wound some melted pitch, and burnt salt powdered.

In **POULTRY**, they open the abscess with a pair of scissars, pressing out the corruption with their fingers; and then give them lettuce chopped small, and mixed with bran steeped in water, and sweetened with honey, to eat.

**ABATURES**, is foiling the sprigs or grafs that a stag throws down in passing by.

A C O

**ACCLOYED**, signifies pricked. A horse's foot when pricked in shoeing is said to be accloyed.

**ACHE**, [in *horses*] a pain in any part of the body; a disease that causes numbness in the joints, and proceeds from cold; taken upon hard and violent exercise or labour; for which there are several remedies:

**ACOPUM**, a fomentation to allay the sense of weariness; also a medicine for horses, used for the same purpose, and prepared thus: Take half an ounce of castoreum, adrases two ounces, of bdellium half an ounce and half a quarter, opopanax an ounce, fox grease half an ounce, pepper an ounce, laserpitium three quarters of an ounce, ammoniacum two ounces, pigeons dung as much, half an ounce of galbanum, one ounce and a quarter of nitre, three quarters of an ounce of spuma nitri, laudanum two ounces, pyrethrum and bay-berries, of each three quarters of an ounce, cardamum two ounces, rue seed two ounces, seed of agnus castus one ounce, parsley seed half an ounce, dried roots of flower-de-luce an ounce and quarter and half, oil of bay as much, oil of spikenard three quarters of a pound,  
B oleum



oleum cyprinum fourteen ounces, the oldest olive oil a pound and half, pitch six ounces, turpentine four ounces; every one of them that will dissolve, melt separately by themselves, then mingle them together with the rest of the ingredients, first beating to fine powder; after they have boiled a little on the fire, take off the pan, and strain the liquor into a clean gallipot, to be kept for use: in administering this medicine, give not above two spoonfuls at a time, in a pint of sack or muscadine wine, and if by long keeping it hardens, soften it with a little cypress oil.

It is both a medicine, and an ointment, helping convulsions, string-halts, colds, &c. in the sinews and muscles, draws forth all noisome humours, and being put up into the nostrils of a horse, by means of a long goose feather, anointed therewith, disourthens the head of all grief.

It dissolves the liver, troubled with all oppilations, or obstructions, helps siccidity and crudity in the body, banishes all weariness; and, lastly, cures all sorts of inward diseases, if given by way of drench, in wine, beer, or ale.

**ACTION OF THE MOUTH**, is the agitation of the tongue, and the mandible of a horse, that by champing upon the bridle, keep his mouth fresh. You may see by the white ro-py foam, that a horse has the action of the mouth, which is a sign of vigour, mettle, and health.

**ACULER**, a French word, used in the academies, importing that a horse working upon volts in the manage, does not go far enough forwards at every time or motion, so that his shoulders embrace, or take in, too little ground, and his croupe comes too near the center of the volt.

This horse has acule, because the horse-man did not turn his hand, and put him on with the calf of the inner leg.

Horses have a natural inclination to this fault, in making demi-volts. See **VOLT**.

When the Italians work a horse upon the demi-volts, called repolons, they affect to make them acule, or cut short. See **ENTABLER**, and **REPOLON**.

**ADDER-STUNG**, is said of cattle when stung by adders, or bit by a hedge hog or shrew, for which complaint use an ointment made of dragon's blood, with a little barley-meal and the white of an egg.

**ADVANCER**, one of the starts or branches of a buck's attire, between the back antler and the palm.

To **AFFOREST**, is to turn land into forest; and, on the contrary, to **DISAFFOREST**, is to turn land from being forest to other uses.

**AGE OF AN HORSE**. To know how old a horse is, there are several outward characters; 1. his teeth, whereof he has in his head just forty; that is, six great wong teeth above, and six below on one side, with as many on the other, that make twenty four, called *grinders*; then six above, and as many below in the fore part of his mouth, termed *gatherers*, and making thirty six; then four tusks on each side, named *bitt-teeth*, which make just forty. As mares usually have no tusks, their teeth are only thirty-six.

A colt is foaled without teeth; in a few days he puts out four, which are called pincers, or nippers; soon after appear the four separators, next to the pincers: it is sometimes three or four months before the next, called corner teeth, push forth. These twelve colt's teeth, in the front of the mouth, continue, without alteration, till the colt is two years, or two years and a half old, which makes it difficult, without great care, to avoid being imposed on during that interval, if the seller finds it his interest to make the colt pass for either younger or older than he really is: the only rule you have then to judge by is his coat, and the hairs of his mane and tail. A colt of one year has a supple, rough coat, resembling that of a water spaniel, and the hair of his mane and tail feels like flax, and hangs like a rope untwisted; whereas a colt of two years has a flat coat, and straight hairs, like a grown horse.

At about two years and a half old, sometimes sooner, sometimes later, according as he has been fed, a horse begins to change his teeth. The pincers, which come the first,



first, are also the first that fall; so that at three years he has four horse's, and eight colt's teeth, which are easily known apart, the former being larger, flatter, and yellower than the other, and streaked from the end quite into the gums.

These four horse pincers have, in the middle of their extremities, a black hole, very deep; whereas those of the colt are round and white. When the horse is coming four years old, he loses his four separators, or middle teeth, and puts forth four others, which follow the same rule as the pincers. He has now eight horse's teeth, and four colt's. At five years old he sheds the four corner, which are his last colt's teeth, and is called a horse.

During this year also, his four tusks (which are chiefly peculiar to horses) come behind the others; the lower ones often four months before the upper; but whatever may be vulgarly thought, a horse that has the two lower tusks, if he has not the upper, may be judged to be under five years old, unless the other teeth shew the contrary; for some horses that live to be very old never have any upper tusks at all. The two lower tusks are one of the most certain rules that a horse is coming five years old, notwithstanding his colt's teeth may not be all gone.

Jockies and breeders, in order to make their colts seem five years old when they are but four, pull out their last colt's teeth; but if all the colt's teeth are gone, and no tusks appear, you may be certain this trick has been played: another artifice they use, is to beat the bars every day with a wooden mallet, in the place where the tusks are to appear, in order to make them seem hard, as if the tusks were just ready to cut.

When a horse is coming six years old, the two lower pincers fill up, and, instead of the holes above-mentioned, shew only a black spot. Betwixt six and seven the two middle teeth fill up in the same manner; and between seven and eight the corner teeth do the like; after which it is said to be impossible to know certainly the age of a horse, he having no longer any mark in the mouth.

You can indeed only have recourse to the tusks, and the situation of the teeth, of which I shall now speak.

For the tusks you must with your finger feel the inside of them from the point quite to the gum. If the tusk be pointed flat, and has two little channels within side, you may be certain the horse is not old, and at the utmost only coming ten. Between eleven and twelve the two channels are reduced to one, which after twelve is quite gone, and the tusks are as round within as they are without; you have no guide then but the situation of the teeth. The longest teeth are not always a sign of the greatest age, but their hanging over and pushing forward, as their meeting perpendicularly, is a certain token of youth.

Many persons, whilst they see certain little holes in the middle of the teeth, imagine, that such horses are but in their seventh year, without regard to the situation the teeth take as they grow old.

When horses are young, their teeth meet perpendicularly, but grow longer, and push forward with age; besides the mouth of a young horse is very fleshy within in the palate, and his lips are firm and hard: on the contrary, the inside of an old horse's mouth is lean both above and below, and seems to have only the skin upon the bones. The lips are soft and easy to turn up with the hand.

All horses are marked in the same manner, but some naturally, and others artificially. The natural mark is called *Begue*, and some ignorant persons imagine such horses are marked all their lives, because for many years they find a little hole, or a kind of void in the middle of the separators and corner teeth; but when the tusks are grown round, as well within as without, and the teeth point forward, there is room to conjecture in proportion as they advance from year to year, what the horse's age may be, without regarding the cavity above-mentioned.

The artificial manner is made use of by dealers and jockies, who mark their horses, after the age of being known, to make them

appear only six or seven years old. They do it in this manner: they throw down the horse to have him more at command, and, with a steel graver, like what is used for ivory, hollow the middle teeth a little, and the corner ones somewhat more; then fill the holes with a little rosin, pitch, sulphur, or some grains of wheat, which they burn in with a bit of hot wire, made in proportion to the hole. This operation they repeat from time to time, till they give the hole a lasting black, in imitation of nature; but in spite of all they can do, the hot iron makes a little yellowish circle round these holes, like what it would leave upon ivory; they have therefore another trick to prevent detection, which is to make the horse foam from time to time, after having rubbed his mouth, lips, and gums with salt, and the crumb of bread dried and powdered with salt. This foam hides the circle made by the iron.

Another thing they cannot do, is, to counterfeit young tusks, it being out of their power to make those two crannies above-mentioned which are given by nature: with files they may make them sharper or flatter, but then they take away the shining natural enamel, so that one may always know, by these tusks, horses that are past seven, till they come to twelve or thirteen.

2. See that the horse be not too deep burnt of the lampass, and that his flesh lie smooth with his bars; for if too deep burnt his hay and provender will stick herein, which will be very troublesome to him.

3. Look to his hoofs, which if rugged, and as it were seamed one seam over another; or if they be dry, full and crusty, or crumbling, it is a sign of very old age; on the contrary, a smooth, moist, hollow, and well sounding hoof, betokens youthfulness in him.

4. His eyes, which, if round, full staring, and starting from his head, if the pits over them be filled, smooth, and even with the temples, and no wrinkles either, about his brow, or under his eyes, then he is young; but, if otherwise, he has the contrary characters, and it is a sign of old age.

5. His hair; for if a horse that is of any dark colour, grows grisley only about his eye-brows, or underneath his mane, or any horse of a whitish colour should grow meannelled, with either black or red meannels, all over his body, then both are signs of old age.

6. Lastly, the bars in his mouth, which if great, deep, and in the handling, rough and hard, shew he is old; but if they be soft, shallow, and gentle in the handling, he is young and in a good state of body; but if he has two fleshy excrescences on the under palate it will hinder him from drinking.

The following particular remarks about their age, are taken out of *M. de Solleysel's Compleat Horseman*.

1. When a horse is two years and a half old, he has twelve foal-teeth, in the forepart of his mouth, and about that time, or soon after, four of them do fall, *viz.* two above and two below, in the very middle; though in some horses, they do not fall till three years: in their stead four others appear, called *nippers* or *gatherers*, much stronger and larger than the foal teeth; and then he is commonly two years and a half old, or at most but three.

2. At three and a half, and sometimes at four years, he casts the next four foal-teeth, *viz.* two above, and two below; and in their room come four teeth called *separaters*.

There remain then but four foal-teeth in the corners, which he commonly changes at four years and a half: it is therefore necessary to keep in memory, two and a half, three and a half, and four and a half; that is to say, when a horse has cast two teeth above, and as many below, he is but two years and a half old: when he has cast four teeth above, and as many below, he has attained to the age of three years and a half; and as soon as he has cast six above, and as many below, which is to have them all changed, he is then come to four years and a half.

3. It is to be observed, that the corner teeth in the upper gums, are cast before those in the nether; on the contrary, the under tusks grow out before the upper; and



and horses are often sick when the tushes of the upper gums cut, but are never so, when the others below come forth.

4. The tushes are proceeded by no foal-teeth, but grow up when a horse is about three years and a half old, and generally appear before the corner teeth are cast.

So soon as the *gatherers* and *separaters* have pierced and cut the gums, they make all their growth in fifteen days, but the corner teeth do not grow so suddenly: yet that does not hinder, but at their very first appearing they are as thick and broad as the others, but are no higher than the thickness of a crown-piece, and very sharp and hollow.

5. When a horse has no more foal-teeth, and that his corner teeth begin to appear, he is in his fifth year; that is, he is about four years and a half, and is going in his fifth year.

When he first puts out his corner teeth, they are of equal height with the gums on the outside, and the inside of them is filled with flesh, till he be near five; and when he comes to be five years old, that flesh disappears, and there will remain in the place of it a hollow; that is, they are not so high on the inside as on the outside, which they will come to be, about a year after their first appearing.

So that when a horse's corner teeth are filled with flesh, you may confidently affirm that he is not five.

6. From five to five and a half, the corner teeth remain hollow on the inside, and that part which was filled with flesh is empty.

7. From five and a half to six, the hollow on the inside fills up, and the teeth become flat and equal at top, only a little cavity remains in the middle, resembling the eye of a dry bean, and then they say the horse is entering six.

And so long as a horse's corner teeth are not so high on the inside as the out, he is still said to be but five, tho' he be five and a half, and sometimes six.

8. You may also take notice, that at four years and a half, when the corner teeth ap-

pear, and are filled on the inside with flesh; the outside of them will then be about the thickness of a crown piece above the gums, and will so continue till five; and from thence to five and a half, the outward edge will be about the thickness of two crown pieces above the gums: at six they will be near the breadth of one's little finger above the gums, and his tushes will be at their full length.

At seven years, they will be about the thickness of the second or ring finger above the gums, and the hollow almost quite worn and gone.

9. At eight years old, the horse will be raz'd; that is, none of his teeth will be hollow, but flat quite over, and near the thickness of the middle finger above the gums.

10. After a horse is raz'd, one cannot judge of his age, but by the length of his fore-teeth, or by his tushes.

As the gums through time grow lean, so they make the teeth appear long; and it is certain, that so much the longer a horse's teeth are, he is so much the older; and as he grows old, his teeth appear rough and become yellow: not but that there are some old horses who have very short and white teeth; and people say of such horses, they have a good mouth considering their age.

Some also have a black speck in their teeth, resembling the true mark, a long time after they have passed eight or nine, but then it is not hollow.

11. The tushes are the most certain mark, whereby to know a horse's age.

If a horse be but six, the upper tushes will be a little channelled, or somewhat hollowed and grooved on the inside; and when he is above six they fill up, and become a little round on the inside.

This observation never or rarely fails.

If you feel the tushes of his upper jaw with your finger, and find them worn equal with the palate, the horse is then at least ten years old: this remark seldom proves deficient, unless the horse when young has carried a bigger-mouthed bitt than was proper for him.

Young horses always have their under tushes

tushes sharp and pointed, pretty long, somewhat edged on both sides, and without any ruit upon them; but as they become aged, their tushes grow big and blunt, round and scaly, and in very old horses, they are extremely thick, round and yellow.

12. A horse is said to be *shell-toothed*, when he has long teeth, and yet black specks in them, and this mark lasts during life; it is easily known, because the mark appears in the other fore teeth as well as in the corner teeth.

13. In advanced age, the points of the *gatherers* stand outward a little; and when the horse is extremely old, they point almost strait forward; but while he is young, they stand almost strait up, and are just equal with the outer edges of those above.

Sometimes the upper teeth point forwards in this manner; but for the most part the under do it.

14. After the mark is gone, recourse may be had to the horse's legs, to know whether they be neat and good, to his flank if it be well trusted, not too full or swallowed up: as also to his feet and his appetite.

15. In young horses, that part of the nether-jaw-bone, which is three or four fingers breadth above the beard, is always round, but in old horses sharp and edged; so that a man who is accustomed to it, will, before he opens a horse's mouth, judge pretty near of his age. This is a good remark.

16. Some pull the skin of the nether jaw-bone or shoulder a little to them, and if the skin continue long without returning to it's place, it is a sign, they say, the horse is not young, and the longer it is in returning, the older he is: a man should not trust much to this observation, because the skin of a lean horse, though young, will be longer to it's place than the skin of an old horse that is fat and plump.

17. You may also judge of a horse's age, by looking on his palate; because as he grows old, the roof of his mouth becomes leaner and drier towards the middle; and those ridges which in young horses are pretty high and plump, diminish as they encrease in age; so that in very old horses, the roof

of the mouth is nothing but skin and bone.

This remark is good, especially in mares, that seldom have any tushes to know their age by.

18. Grey horses become white as they grow old, and when very aged white all over; yet it is not to be inferred from thence that no horses are foaled white, though it happens but very rarely: however those that are foaled grey, are known by their knees and hams, which, for the most part, still continue of that colour.

19. If you do not require exactness, but only to know whether the horse be young or old, lift up the upper lip; and if his upper teeth be long, yellow, and over-passing those below, it denotes age, as the contrary signs, *viz.* short and white teeth, and the teeth of the upper jaw not over-passing those below, betoken youth.

20. There are some sort of horses, whose teeth always continue white and short, as if they were but six years old.

To prevent being cheated, observe if there be any scratches on the outside of the hollows of the teeth, because the graver sometimes slips and scratches the other parts of the teeth; for then you may conclude him counter-marked; and an artificial hollow, is much blacker than a natural one: take notice also of his upper tushes; the inside of which should be grooved or hollow, till the horse be seven years old: and farther, observe whether he has any signs of age, such as the upper teeth long, over-passing those below, and yellow; the lower part of the nether-jaw-bone, sharp and edged; the under tushes worn, big and scaly; if he have these tokens, and yet appear marked, it is very probable that he is counter-marked. For other particulars; see *Seeling, and teeth of a horse*.

As to a *bunting*, or *race horse*, he ought to be 5 years old, and well weigh'd before you begin to hunt him.

For tho' it be a frequent custom among noted horsemen to train their horses up to hunting at 4 years old, and some sooner, yet at that age his joints not being full knit, nor he come



come to his best strength and courage, he is disabled from performing any matter of speed and toughness; and indeed put to sore labour and toil so young, he runs very great hazard of strains, and the putting out of spleens, splavins, curbs, and wind-galls; besides the daunting of his spirit, and abating his natural courage, inasmuch that he will become melancholy, stiff, and rheumatic, and have all the distempers of old age, when it might be expected he should be in his prime.

AGE OF A HART, is judged by the furniture of his head.—At a year old, there is nothing to be seen but bunches.—At two years old, the horns appear more perfectly, but straiter and smaller.—At three they grow into two spars; at four into three; and so increase yearly in branches, till they are six years old; after which their age is not with any certainty to be known by their head.

AGIST, properly a bed, or resting-place; whence to agist, signifies to take in and feed the cattle of strangers in the king's forest, and to gather money due for the same. It is also extended to the taking in of other men's cattle into any man's ground, at a certain rate per week.

AGISTOR, an officer that takes in cattle of strangers to feed in a forest, and receives for the king's use such tack-money as becomes due upon that account.

In English they are otherwise called Guest-takers, or Gift-takers, and made by letters-patent to the number of 4, in every forest where his majesty has any pannage.

AID; to aid, assist, or succour, a horse is to sustain and help him to work true, and mark his times or motions with a just exactness. Hence they say.

Assist your horse with the calves of your legs, help him with a nice tender heel, aid him with your tongue: it is not enough to aid this horse with the rod, he must have harsher aids.

Aids are the helps or assistance that the horseman gives from the gentle and moderate effects of the bridle, the spur, the cavesson, the poinson, the rod, the action of the legs, the motion of the thighs, and sound of the tongue.

We give these aids to prevent the correction and chastisement that is sometimes necessary in breaking and managing a horse.

You will never ride well unless you be very attentive and active, without precipitancy, in not losing or missing your times, and in giving the aid seasonably, for without that you will accustom your horse to dose upon it. If your horse does not obey the aids of the calves of your legs, help him with the spur, and give him a prick or two.

This sorrel horse has his aids very nice; that is, he takes them with a great deal of facility and vigour:—this gentleman gives his aids very fine, that is, he imitates and rouses up the horse seasonably, and helps him at just turns, in order to make him mark his times or motions justly.—The barb knows the aid; he obeys or answers the aids, he takes them finely.—You do not give the aids of the cavesson with discretion; you make a correction of them, which will balk your horse. See *Brouiller*.

INNER AIDS, OUTER AIDS. The inner heel, inner leg, inner rein, &c. are called inner aids; as the outer heel, outer leg, outer rein, &c. are called outer aids. See HELPS.

AIR, is a cadence and liberty of motion, accommodated to the natural disposition of the horse, which makes him work in the manage, and rise with obedience, measure, and justness of time. Some riding-masters take the word Air in a strict sense, as signifying the manage, that is higher, slower, and more artful or designed than the *terra a terra*; but others give it a larger signification, including under that sense, *a terra a terra*; for if a horse manages well in *a terra a terra*, they say the horseman has happily hit the air of the horse; in general the walk, trot, and gallop, are not accounted airs, and yet some very good riding-masters would understand by air, the motion of the horse's legs upon a gallop. For instance, they will say such a horse has not the natural air; that is, he bends his fore-legs too little; you should give or form an air to your horse, for he has no  
natura

natural air, and since his haunches are very good he is capable of the manage, if you do but learn him an air.

All your horses have an air naturally; that is, they have motion enough with their fore-legs to take a cadence, if they are put to work at *terra a terra*:—this horse always takes his lesson with his own air:—fix or confirm that horse in the air he has taken:—this sorrel takes the air of the curvets, but that presents himself with an air caprioles:—this mare has no inclination nor disposition to these airs: are terms used in the manage. See PESATE.

High airs, or high manage, are the motions of a horse that rises higher than *terra a terra*, and works at curvets, balotades, croupades, and caprioles. In regard that horse has the beginning or first steps of raised airs, and of himself affects a high manage, you ought to use this his disposition discreetly, that he may not be disheartened or baulked; for your high airs make a horse angry when he is too much put to it, and you ought to supply his shoulders very well before you put him to leap. See PESATE and LEAPING.

AIRING OF HORSES. Airing brings several advantages to horses.

*First*, It purifies their blood, (if the air be clean and pure) it purges the body from many gross and suffocating humours, and so hardens and enfeams a horse's fat, that it is not near so liable to be dissolved by ordinary exercise.

*Secondly*, It teaches him how to let his wind rake equally, and keep time with the other actions and motions of his body.

*Thirdly*, It sharpens the appetite, and provokes the stomach, (which is of great advantage both to *Gallipers* and *Hunters*, which are apt to lose their stomach either through excess or want of exercise:) for the sharpness of the air will drive the horse's natural heat from the outward to the inward parts, which heat, by furthering concoction, creates an appetite.

*Markham* directs, if a horse be very fat, to air him before *sun-rise*, and after *sun-setting*; and another author says, that no-

thing is more wholesome than early and late airings: others again do not approve of this, and urge, that as all things that any ways hinder the strength and vigour of nature are to be avoided; now that extremity of cold, and being out early and late do so, is evidently seen by horses that run abroad all winter, which however hardly bred and kept with the best care and fodder, yet cannot by any means be advanced to so good case in winter, as an indifferent pasture will raise them to in summer: and as this holds true of nocturnal colds, it must needs be verified in some proportionate measure of the morning and evening dews, and that piercing cold which is observed to be more intense at the opening and close of the day, than any part of the night.

Besides that, the dews and moist rimes do as much injury to a horse as the sharpest colds or frosts, and if a horse is any ways inclinable to *catarrhs*, *rheums*, or any other cold distempers, he is apt to have the humours augmented, and the disease sensibly increased by these early and late airings.

But if he be not had forth to air till the sun be risen, it will cheur his spirits; and it is seen that all horses love the sun's warmth, as in those that lie out a-nights, who will repair to those places where they can have most benefit of the beams of the sun, after he is risen, to relieve them from the coldness of the preceding night.

And besides the benefit of the sun, the air will be more mild and temperate, as that it will rather invigorate than prey upon his spirits, and more increase his strength than impair it.

And as for bringing down a horse's fat, we need not be at a loss for that, and to keep him from being pursive, and too high in flesh, to reduce him to cleanness, and a more moderate state of body: for it is but keeping him out so much longer at a time, both morning and evening, and you will undoubtedly obtain your end by such long *airing*, join'd with true sound heats; and it is from the length of airings that you must expect to bring your horse to a perfect wind and true courage.



**AIRY**, or **AERY**, a term used to express the rest of a hawk or eagle.

**AMBLING**; a motion in a horse that is much desired, very useful, but not easily to be obtained the right way, notwithstanding the vain confidence of the various professors of it, who, though they so confidently assert the success, yet differ in their methods to affect it: for some will teach it in new ploughed fields; others will teach a horse to amble from the gallop; many use no better way for it than by weights.

Some amble in hand, not ridden; others by the help of hinner shoes, made on purpose: many fold fine soft lists about the gambrels of the horse; some amble by the hand only, others use the tramel, which indeed if rightly managed is good: but the best way of all is to try with your hands, by a gentle and deliberate racking and thrusting of the horse forward, by helping him in the weak part of the mouth with your snaffle, which must be smooth, big, and full; and correcting him first on one side, then on another, with the calves of your legs, and sometimes with a spur.

If you can make him of himself fall into an amble, tho' shuffling disorderly, there will be much labour saved; for that aptness to amble will make him, with more ease and less danger in the use of the tramel, find the motion without stumbling or amazement: but if you find he will by no means either apprehend the motions or intentions, then struggle not with the animal, but fall to the use of the tramel, which see for that purpose under **TRAMEL**. See *Rules for Buying Horses*.

**AMPHIBIOUS ANIMALS**, are such as live partly on the land and partly in the water, as badgers, otters, ducks, &c.

**ANBURY**, or **AMBURY**; a kind of wen, or spongy wart, growing upon any part of a horse's body, full of blood; the manner of curing of which is to tie it about hard with a thread, or rather with a horse-hair, and in eight days it will fall off, then strew upon it the powder of verdigrease to kill it at the root, and heal it up again with green ointment; but if it be so flat that

nothing can be bound about it, then take it away with an incision-knife close to the skin, or else burn it with a sharp hot iron, cutting it round about so deep as to leave none of the root behind; and, after having applied turpentine and hog's lard melted together, heal it up as before: but if this wart grows in a sinewy part, where a hot iron is improper, eat out the core with oil of vitriol, or white sublimate, then stop the hole with flax dipt in the white of an egg, for a day or two, and at last dry it up with unslaked lime and honey.

Or, for these warts put 3 ounces of powder of copperas in a crucible, with 1 ounce of arsenic powdered, place the crucible in the middle of a charcoal fire, stirring the substance, but carefully avoid the malignant steams: when the matter appears somewhat reddish, take the crucible off the fire, and after it is cool, break and beat the matter into a very fine powder, incorporate 4 ounces of this powder, 5 ounces of album rasis, and make an ointment to be applied cold to warts, anointing them lightly every day, and they will fall off like kernels of nuts, without causing any swellings in the legs, if the application be ordered so as only the warts be anointed, and the horse be not worked or ridden during the cure; and after the warts fall off, dress the sore with the Countess's ointment; which see described under its proper head.

**ANGLING**, is an art, which as it pleads great antiquity, so the knowledge thereof is with much difficulty to be obtained; but some observations concerning it will not be amiss. And first, the angler must remember by no means to fish in light and dazzling apparel, but his cloathing must be of a dark sky colour; and at the places where he uses to angle, he should once in four or five days cast in corn boiled soft, if for carp or tench, oftner: he may also cast in garbage, beasts livers, worms chopt in pieces, or grains steeped in blood and dried, which will attract the fish thither: and in fishing, to keep them together, throw in half a handful of grains of ground malt, which must be done in still water; but in a stream you must cast

your grains above your hook, and not about it, for as they float from the hook, so will they draw the fish after them. Now if you would bait a stream, get some tin boxes made full of holes, no bigger than just fit for a worm to creep through, which fill therewith, and having fastened a plummet to sink them, place them into the stream, with a string fastened thereto, that they may be drawn out at pleasure; by the smallness of the holes aforesaid, the worms can crawl out but very leisurely, and as they crawl the fish will resort about them.

Now if in a stream you would bait for salmon, trout, umber, or the like, take some blood, and therewith incorporate fine clay, barley and malt, ground, adding some water, all which make into a paste with ivy gum, then form it into cakes and cast them into the stream: if you find your bait take no effect in attracting of the fish, you may conclude some pike or perch lurk there to seize his prey, for fear of which the fish dare not venture thereabout; take therefore your troll, and let your bait be either brandlings or lob-worms, or you may use gentles or minnows, which they will greedily snap at.

As for your rod, it must be kept neither too dry nor too moist, lest the one make it brittle, and the other rotten; and if it be sultry dry weather, wet your rod a little before you angle, and having struck a good fish, keep your rod bent, and that will hinder him from running to the end of the line, whereby he will either break his hold or hook: and if you would know what bait the fish loves best, at the time of your fishing, when you have taken one, slit the gill, and open and take out the stomach, opening it without bruising, and there you'll find what he fed on last, and had a fancy to, whereby you may bait your hook accordingly.

When you fish, shelter yourself under some bush or tree, so far from the brink of the river, that you can only discern your float; for fish are timorous, and very easy to be affrighted: and you will experimentally find the best way of angling with a

fly, is down the river, and not up; neither need you ever to make above six trials in a place, either with fly or ground-bait, when you angle for trout, for by that time he will either offer or take, or refuse the bait, and not stir at all; but if you would have fish bite eagerly, and without suspicion, you may present them with such baits as they are naturally inclined to, and in such manner as they are accustomed to receive them; and if you use pastes for baits, you must add flax or wool, with which mix a little butter to preserve it from washing off the hook: and lastly, observe,

That the eyes of such fishes as you kill, are most excellent baits on the hook for almost all sorts of fish.

The tackle necessary for an angler is various, according to what branch of the art he applies himself to. He must be provided with variety of hooks, and a competent quantity of every sort; he must not be without wax, silk, and a pair of scissars or penknife; a basket or bag, and landing net; plummets, shot, and floats of every kind; needles, and thread; lines, hair, Indian gross, variety of feathers, more particularly those taken from the neck of a mallard, the wing of a partridge, a capon's neck, the top of a plover, or the hackle of a red cock. He must likewise be furnished with twist, and bedding for dubbing his artificial flies; he must have a landing-hook, reels for his silk lines, a panch or book for his hair lines, and a convenient place wherein to put his small craft, such as his flies, hooks, wax, shot, silk, &c. a bag for his worms, and a tin box for his gentles.

*Cautions to be observed in ANGLING, as to the seasons of the weather, the time of the day and year, &c.*

In angling you ought so to place yourself, that your shadow do not at any time lie upon the water, if shallow; but in deep waters that is not so necessary to be observed, yet that you may be exact, you should make use of all the advantages that the place will afford.



In a pond it is best to angle near the ford where the cattle go to drink, and in rivers in such places where such sort of fish you intend to angle for, do usually frequent; as for breams, in the deepest and quietest part of the river; for eels under over-hanging banks; for chub, in deep shaded holes; for perch, in scowers; for roach, in the same places as perch; for trouts, in quick streams and with a fly upon the stream on the top of the water.

And if you fish in such places where you can discern the gravelly bottom, then be sure that you conceal yourself as much as is possible.

In such waters as are pestered with weeds, roots of trees, and such like, fish lie close and warm, and they resort thither in great shoals, and there they will bite freely; but take great care how you cast in the hook, and how you strike a bite, for the least rashness loses hook and line.

And if the hook happens to be entangled, you should be provided with a ring of lead, about six inches round, fastened to a small pack-thread, and thrust the ring over the rod, letting it go into the water, holding fast by the other end of the pack-thread, and work it gently up and down, and it will soon disengage the hook.

It is good angling in whirlpools, under bridges, at the falls of mills, and in any place where the water is deep and clear, and not disturbed with wind or weather.

The best times are from *April* to *October*, for in cold, stormy and windy weather, the fish will not bite; and the best times in the day are from three till nine in the morning, and from three in the afternoon till sun-set.

If the wind be easterly, it will be in vain to go to angle; but you may angle well enough if it blow from any other point, provided it do not blow hard; but it is best in a southerly wind, and a close, lowering, warm day, with a gentle wind, and after a sudden shower to disturb the water, at which time they will best rise at the fly, and bite eagerly; and the cooler the weather is in the hottest months, the better it is.

In winter, all weathers and all times

are much alike, only the warmest are the best.

It is very good angling a little before the fish spawn, for then their bellies being full they frequent sandy fords, to rub and loosen their bellies, at which time they will bite freely.

It is also very good angling in a dull, cloudy day, after a clear, moon-shiny night, for in such nights they are fearful to stir to get food, lying close, so that being hungry the next day, they will bite boldly and eagerly.

At the opening of sluices and mill-dams, if you go with the course of the water, you can hardly miss of fish that swim up the stream to seek for what food the water brings down with it.

It is good angling at the ebb, in waters that ebb and flow; but yet the flood is to be preferred, if the tide is not strong. For fly fishing, see *APRIL, AUGUST, &c.* for proper directions. See *Article FISHING.*

#### *Directions and Cautions to be observed in ANGLING.*

To know at any time what baits fish are willing to take open the belly of the first you catch, and take his stomach very tenderly; open it with a sharp penknife, and you will discover what he then feeds on. The procuring proper baits is not the least part of the angler's skill.

The ant fly is to be met with from *June* to *September*, and may be kept in a bottle with some earth and the roots of grass from the ant-hills where they are bred. They are excellent bait for roach, dace, and chub, if you angle with them under the water about a hand's breadth from the bottom.

It is usual for every angler to have his peculiar haunt. Now for the attracting and drawing together the fish into such a place, it will be proper once in four or five days to cast in some corn boiled soft, or garbage, or worms chopt to pieces, or grains steeped in blood and dried; but for carp and tench, ground malt is the most proper to keep them together.

If you fish in a stream, it will be best to cast in the grain above the hook, down the stream.

The best way of angling with the fly is down the river, not up, and in order to make them bite freely, be sure to use such baits as you know they are naturally inclined to, and in such manner as they are accustomed to receive them.

If your baits be of paste, for the keeping them on your hook, add a little flax, or wool.

The eyes of fish are good baits for all fish.

Wear not light coloured or gay clothes when you are fishing, but rather black or dark coloured; and if possible, shelter yourself under some bush or tree, or stand so far from the bank-side that you can but discern the float; for fish are timorous, and fearful of every thing they see.

The next thing to be observed is the floating for scale-fish, in pond or river. First, take notice that the feed brings the fish together; and there is no better in all angling than blood and grains, though paste is good, but inferior to these.

Remember to plumb your ground angling with fine tackle, as single hair for half the line next the hook, round and small plumbed, according to the float.

Other special baits are these; brandlings, gentles, paste, dock-worms or caddis, (otherwise called cock-bait) they lie in gravelly husk, under the stones in the river.

The natural fly is a sure way of angling to augment the angler's diversion: with the palmer, may-fly, and oak-fly the angler must use such a rod as to angle with the ground-bait; the line must not be so long as the rod.

Let the angler withdraw his fly as he shall find it most convenient and advantageous in his angling: when he comes to deep water, whose motion is slow, let him make his line about two yards long, and drop his fly behind a bush, and he will find excellent sport. *For PASTE and WORMS see their own articles.*

### ANGLING *by hand,*

Is of three sorts.

The first is performed with a line about half the length of the rod, a good weighty plummet, and three hairs next the hook, which is called a running line, and with one large brandling, or a dew worm of a moderate size, or two small ones of the first, or any other sort proper for a trout, or indeed almost any worm whatsoever; for if a trout be in humour to bite, he will bite at any worm, and if you fish with two, bait your hook thus.

First, run the point of your hook in at the very head of your first worm, and so down through his body, till it be past the knot, and then let it out, and strip the worm above the arming, (that you may not bruise it with your fingers) till you have put on the other, by running the point of your hook in below the knot, and upwards through his body, towards his head, till it be just covered with the head, which being done, you are then to slip the first worm down over the arming again, till the knot of both worms meet together.

The second way of angling in hand, and with a running line, is with a line something longer than the former, and with tackle made after the following manner.

At the utmost extremity of your line, where the hook is always placed in all other ways of angling, you are to have a large pistol or carbine bullet, into which the end of your line is to be fastened, with a peg or pin even and close with the bullet, and about half a foot above that, a branch of line of two or three handfuls long, or more for a swift stream, with a hook at the end thereof, baited with some of the fore-mentioned worms; and another half a foot above that armed and baited after the same manner, but with another sort of worm, without any lead at all above; by which means you will always certainly find the true bottom in all depths, which with the plummets upon your line above you can never do; but that your bait must always drag, while you are sounding, (which in this way

of



of angling must be continually) by which means, you are like to have more trouble, and perhaps less success. And both these ways of angling at the bottom, are most proper for a dark and muddy water, by reason that in such a condition of the stream, a man may stand as near as he will, and neither his own shadow, nor the nearness of the tackle will hinder his sport.

The third way of angling by hand with a ground bait, and much the best of all other, is with a line full as long or a yard longer than your rod, with no more than one hair next the hook, and for two or three lengths above it, and no more than one small pellet of shot for a plummet, your hook little, your worm of the smallest brandlings, very well scoured, and only one upon your hook at a time, which is thus to be baited; the point of your hook is to be put in at the tag of his tail, and run up his body quite over all the arming; and still stript on an inch, at least, upon the hair, the head, and remaining part hanging downwards, and with this line and hook thus baited, you are ever more to angle in the streams, always in a clear rather than a troubled water, and always up the river, still casting out your worm before you, with a clean light, one handed rod, like an artificial fly, where it will be taken sometimes at the top, or within a very little of the superficies of the water, and almost always before that light plumb can sink it to the bottom, both by reason of the stream, and also that you must always keep your worm in motion, by drawing still back towards you, as if you were angling with a fly.

And indeed whoever shall try this way, will find it the best of all others, to angle with a worm in a bright water especially; but then his rod must be very light and pliant, and very true and finely made, and with a skilful hand it will succeed beyond expectation: and in a clear stream, is undoubtedly the best angling for a trout or grayling with a worm, by many degrees, that any man can make choice of, and the most easy and pleasant to the angler.

And if the angler be of a constitution that will suffer him to wade, and will slip into the tail of a shallow stream to the calf of the leg, or knee, and so keep off the bank he shall take almost what fish he pleases.

The second way of angling at the bottom is with a cork, or float, and that is also of two sorts.

With a worm; or, with grub, or caddis.

With a worm, you are to have your line within a foot or a foot and a half as long as your rod, in a dark water with two, or, if you will, with three; but in a clear water; never with above one hair next the hook, and two, or three, or four, or five lengths above it, and a worm of what size you please; your plumbs fitted to your cork, and your cork to the condition of the river, (that is to the swiftness or slowness of the stream) and both when the water is very clear, as fine as you can, and then you are never to bait with more than one of the lesser sort of brandlings: or if they be very little ones indeed, you may then bait with two after the manner before directed.

When you angle for a trout, you are to do it as deep, that is as near to the bottom, as you can, provided your bait do not drag; or if it do, a trout will sometimes take it in that posture: if for a grayling, you are then to fish further from the bottom, he being a fish that usually swims nearer to the middle of the water, and lies always loose; or however is more apt to rise than a trout, and more inclined to rise than to descend even to a groundling. With a grub or caddis, you are to angle with the same length of line; or if it be all out as long as your rod, it is not the worse, with never above one hair for two or three lengths next the hook, and with the smallest cork, or float, and the least weight of plumb you can, that will but sink, and that the swiftness of your stream will allow; which also you may help, and avoid the violence of the current, by angling in the returns of a stream, or the eddies betwixt two streams, which also are the most likely places, wherein to kill a fish in a stream, either at the top or bottom.

Of grubs for a grayling; the ash grub which is plump, milk white, bent round from head to tail, and exceeding tender, with a red head; or the dock-worm; or the grub of a pale yellow, longer, lanker, and tougher than the other, with rows of feet all down his belly, and a red head, also are the best, *i. e.* for a grayling; because though a trout will take both these, (the ash grub especially) yet he does not do it so freely as the other; and a certain author says, he has usually taken two graylings, for one trout with that bait; but if he happened to take a trout with it, it was commonly a very good one.

These baits are usually kept in bran, in which an ash grub commonly grows tougher, and will better endure baiting; though he is still so tender, that it will be necessary to warp in a piece of stiff hair with your arming, leaving it standing out about a straw's breadth at the head of your hook, so as to keep the grub either from slipping totally off when baited, or at least down to the point of the hook, by which means your arming will be left naked and bare, which is neither so slighty, nor so likely to be taken, though to help that (which will often however fall out) you may arm the hook designed for this bait, with the whitest horse hair that you can get, which itself will resemble and shine like that bait, and consequently will do more good, or less harm, than arming of any other colour.

These grubs are to be baited thus; the hook is to be put in, under the head, or the chaps of the bait, and guided down the middle of the belly, without suffering it to peep out by the way, for then (the ash grub especially) will issue out water and milk, till nothing but the skin shall remain, and the bend of the hook will appear black through it, till the point of your hook come so low; that the heart of your bait may rest, and stick upon the hair that stands out to hold it, by which means it can neither slip off itself, neither will the force of the stream nor quick pulling out, upon any mistake, strip off.

Now the caddis or cod bait (which is a

sure killing bait, and for the most part surer than any of the other) may be put upon the hook two or three together, and is sometimes (to very great effect) joined to a worm, and sometimes to an artificial fly, to cover the point of the hook; but is always to be angled with at bottom (when by itself especially) with the finest tackle; and is for all times in the year, the most holding bait of all other whatsoever both for trout and grayling. See SNAP-ANGLING, FLOAT-ANGLING, TRIMMER-ANGLING, and FLY-ANGLING, ROCK-FISHING, BLADDER-ANGLING, MAGGOT-FISHING.

*To allure FISH to bite.*

Take gum-ivy, and put a good quantity of it into a box made of oak, like those the apothecaries use of white wood for their pills. Rub the inside of the box with this gum, and when you angle, put three or four worms therein, letting them remain but a short time; for if long, it kills them: then take them out, and use them, putting more in their stead, out of the worm-bag and moss; and continue to do this all day.

Gum-ivy is a tear which drops from the body of the larger ivy, being wounded. It is of a yellowish red colour, of a strong scent, and sharp taste. That which is sold in the shops is often counterfeit and adulterate: therefore to get true gum-ivy, at *Michaelmas* or spring, drive several great nails into large ivy-stalks, and having wriggled them till they become very loose, let them remain, and a gum will issue out of the hole. Or you may slit several great ivy-stalks, and visit them once a month, or oftener, to see what gum flows from the wounded part. This gum is excellent for the angler's use; perhaps nothing more so under the form of an unguent. Also,

Take *assa-fœtida*, half an ounce; camphire, two drachms; bruise them well together with some drops of oil of olive, and put it into a pewter-box, to use, as the receipt from Monsieur *Charras*. Some, instead of oil of olive, use the chemical oil of lavender and camomile; and some add the quantity of a nutmeg of *Venice* turpentine to it. But for a trout in a muddy water,  
and



and for gudgeons in a clear water; the best unguents are thus compounded, *viz.*

Take *assa-fœtida*, three drachms; camphire one drachm; *Venice* turpentine, one drachm, beat all together with some drops of the chemical oils of lavender and camomile, of each an equal quantity; and use it as in the first direction.

Take *Venice* turpentine, the best hive-honey, and oil of polypody of the oak, drawn by retort; mix all together, and use it as the first ointment.

Take oil of ivy-berries, made by expression or infusion, and put some in a box, and use it to scent a few worms just before you use them.

Dissolve gum-ivy in the oil of spike, and anoint the bait with it, for a pike.

Put camphire in the moss wherein are your worms, the day you angle.

Dissolve two ounces of gum-ivy in a gill of spring-water; mix them together with the like quantity of the oil of sweet almonds; then take what quantity of worms you intend to use that day, being first well scoured in moss, and put them in linnen thrums (the ends of the weaver's warp when he has finished his piece) well washed in spring-water, and squeezed: then wet the thrums in this composition, and put them and the worms into a linen bag out of which use them.

Take *assa-fœtida*, three drachms; spikenard of *Spain*, one drachm: put them in a pint of spring-water, and let them stand in a shady place fourteen days in the ground; then take the solution out, and having drained it through a linnen cloth, put to the liquor one drachm of spermaceti, and keep it close in a strong glass bottle. When you go to angle, take what quantity of worms you intend to use that day, (they being first well scoured in moss) put them upon a china saucer, and pour a little of this water upon them; then put them in the moss again, and use them.

Take juice of camomile, half a spoonful; chemical oil of spike, one drachm; oil of comfrey by infusion, one drachm and a half; goose-grease, two drachms:

These being well dissolved over the fire, let them stand till they are cold; then put them into a strong glass bottle, which keep unstopped three or four days; stop it afterwards very well, and when you angle, anoint the bait with this composition.

Some add to it three drachms of the spirit of vitriol, and call it the universal and infallible bait.

Take a handful of houseleek, and half a handful of inner green bark of the ivy-stalk: pound these well together, and press out the juice, and wet your moss therewith. When you angle, put six or eight worms therein out of the other bag.

Some use the juice of nettles and houseleek, as the last receipt, and some only the juice of houseleek.

Some anoint their baits with the marrow got out of a heron's thigh-bone; and some use the fat and grease of a heron.

Oil of anise, spikenard of *Spain*, spermaceti, powdered cummin-seed, galbanum, are all highly commended, and may be tried singly or compounded; either mixed up in a paste, or used as unguents.

Make up a paste with mulberry juice, hedge-hog's fat, oil of water lilies, and a few drops of oil of penny-royal. Some highly commend this.

Oil of amber, rosemary, and myrrh, alike of each, mixed with the worms, or in paste, is said to make the bait so powerful, that no fish will resist it.

Sea-gull's fat, mixed with eringo juice, is an attractive unguent.

Unpickled samphire bruised, made up in balls for ground-bait with walnut oil, is excellent for carp, bream, or tench. Also bean-flour, with a little honey, wetted with rectified spirits of wine and a little oil of turpentine, made up in small pellets, and thrown in over night, will make the fish very eager, and keep them at the place; where you will be sure to find them next morning.

Take the oils of camomile, lavender, anniseed, each a quarter of an ounce, heron's grease, and the best of *assa-fœtida*, each two drachms, two scruples of cummin-seed,

feed, finely beaten to powder, *Perica turpentine*, camphire, and galbanum, of each a drachm; add two grains of civet, and make them into an unguent; this must be kept close in a glazed earthen pot, or it loses much of its virtue; anoint your line with it as before, and your expectation will be answered. See PASTE.

ANGLING *in the middle, for trout or grayling.*

Is of two sorts; 1. with a pink, or minnow, for a trout.

2. With a worm, grub or caddis, for a grayling.

As for the first it is with a minnow, half a foot, or a foot, within the surface of the water; some indeed use minnows kept in salt; but others disapprove of them, unless where living ones are not possible to be had; nor are artificial ones to be used, where the natural ones are to be had: but a bull head with his gill-fins cut off is by some recommended as a better bait for a trout, (at some times of the year especially) than a minnow, and a loach much better than that.

The second way of angling in the middle is with the worm, grub, caddis, or any other ground bait for a grayling; he taking it much better there than at the bottom, as has been said before; and this is always in a clear water, and with the finest tackle.

To which may be added also, and with very good reason, a third way of angling by hand with a ground bait, as a third way of fishing in the middle, which is common to both trout and grayling, and the best way of angling with a worm of all other.

*The times for ANGLING, seasonable and unseasonable.*

Calm and clear weather is very good to angle in; but cool cloudy weather in summer is best; provided it be not so boisterously windy, as that you cannot guide your tackle.

The cooler the weather is in the hottest months, the better it is: and if a sudden

violent shower hath disturbed and muddied the river, then is the time for angling in the stream at the ground with a red worm.

In like manner it is a very good time for angling before the fish spawn; for then their bellies being full, they come into sandy fords, and their rub there bellies to loosen them, at which time they will bite very freely.

If you would fish for carp and tench, you must begin early in the morning, fishing from sun rising till eight of the clock, and from four in the afternoon till night, and in hot months till it is very late.

In the heat of the summer, carps will shew themselves on the very top of the water, at which time, if you fish with a lob worm, as you do with a natural fly, you have excellent sport, especially if it be among reeds.

In *March, April, September*, and all the winter (in which season fish swim very deep near the ground) it is best fishing in a serene warm day, for then they will bite faster: but all the summer time mornings, evenings, and cool, cloudy weather, are the best times for angling.

Here take notice, that you will find that fish rise best at the fly after a shower of rain, that has only beaten the gnats and flies into the river, without mudding it.

The proper months and times of the day for the fly, are *March, April, May*, and the beginning of *June*; in which months, fish in the morning about nine of the clock; and in the afternoon between three and four. A warm evening is also very seasonable, if the gnats play much.

It is also a very good time for angling after a clear moon shiny night, if the succeeding day prove cloudy; for the fish having abstained from food all night, (for in bright nights they will not stir for fear) the next day they are hungry and eager, and the gloominess of the day will make them bite boldly.

It is a good time for angling, when you perceive the trouts to leap pleasantly at the flies above water; or the pikes to pursue other fish.



In a word, an experienced angler, observes the times, seasons, and places; otherwise, though his baits are ever so good, they will have but little effect.

If you go along with the course of the water, at the opening of sluices or mills, you will find that trouts, and other fish will then come out to seek for what food the water brings down with it.

And first, in the extremity of heat, when the earth is parched with a drought, there is but little sport to be had, especially in either muddy, or clear shallow rivers.

Secondly, in the winter, or spring time, when any hoary frost happens, the fish will not bite kindly all that day, except it be in the evening, and that proves serene and pleasant. But it is not proper to fish at any time, when the wind blows so high that you cannot manage your tackle to advantage.

Thirdly, it is not good fishing in the time of sheep-shearing, for then the fish glut themselves with what is washed off the sheep, and will scarce bite till that season be over.

Also the sharp east and northerly winds do very much obstruct the recreation of anglers: nor is it good to fish immediately after spawning time: for at that time their appetite is much palled.

It is very strange to be observed, what a natural instinct there is in fish, in foreknowing the approach of a shower of rain, for upon the approach of a cloud that threatens a shower, they will not bite; and the observation of this has saved several anglers from being wet to the skin.

Lastly, if the preceding night prove dark and cloudy, the succeeding day, will be no good day to angle in, unless it be for small fish; for at such time the larger prey abroad for the lesser; who by instinct knowing the danger, hide themselves till the morning; and having fasted all night, become then very hungry, while the larger having gorged themselves, lie absconded all the day. For directions for ARTIFICIAL FLY-FISHING, see the Article FISH.

ANGLING LINE; to make this line, the hair should be round and twisted even, for that strengthens it, and should also be as near as may be of equal bigness; then lay

them in water for a quarter of an hour, whereby you will find, which of them shrink, then twist them over again, and in the twisting, some intermingle silk, which is not good, but a line of all silk is not amiss; also a line made of the strongest lutestring is very good, but that will soon rot with the water: now the best colour for lines, is forrel, white, and grey; the two last colours for clear waters, and the first for muddy rivers, neither is the pale watry green despiseable, which colour may be made thus; put a pint of strong allum, half a pound of foot, a small quantity of juice of walnut leaves, with the like of allum into a pipkin, boil them about half an hour together, then take it off the fire; when it is cool, steep your hair in it; or else thus, boil in a bottle of allum water, somewhat more than a handful of marigold flowers, till a yellow scum arise; then take half a pound of green copperas, with as much verdegrease, and beat them together to a fine powder; and with the hair, put them into the allum water, and let it lie ten hours, or more: take the hair out, and let it dry. See LINES FOR FISHING.

ANGLING ROD. The time to provide stocks is in the winter solstice, when the trees have shed their leaves, and the sap is in the roots, for after *January* it ascends again into the trunk and branches, at which time it is improper to gather stocks, or tops; as for the stocks they should be lower grown, and the tops the best rush ground shoots as can be got, not knotty, but proportionable and slender, for otherwise they will neither cast or strike well, and the line, by reason of their unpliableness, must be much endangered; now when both stock and top are gathered in one season, and as strait as may be, bathe them (except the tops) over a gentle fire, and use them not till fully seasoned, which is a year and four months; but they are better if kept two years; and for the preserving, both from rotting, or worm eating, rub them over thrice a year with sallet, or linseed oil; sweet butter will serve if never salted; and with any of these you must chafe your rods well; if bored, pour in either of the oils,

and let them soak therein twenty-four hours, then pour it out again; this will preserve the tops and stocks from injuring. See LINE, HOOK, FLOAT, and ROD, &c.

*Night ANGLING, and Ground ANGLING.*

Great fish (but chiefly trouts) are shy, and fearful of ensnarements; and observe the most secure season to seek their food, and that is a-nights.

For night-angling you must provide large garden-worms; or instead of them, black snails: and having baited your hook with them, cast them off at a distance, and then draw your line to you again upon the surface of the water, not suffering the bait to sink; with which use not a leaden plummet, but only a float; but in ground-angling you must use a plummet without a float: and this method of ground-angling is very good in cold weather, for then the fish lie low.

You may easily hear the fish rise, and therefore give him time to swallow the bait; and then gently give him a twitch to secure him.

If you find that the fish does not freely take the bait at the top of the water, put some lead to it, and sink your bait, and proceed as in day-angling.

It has been observed, that the best trouts bite in the night, and do most commonly rise in the still deeps, seldom in the quick streams. See BLADDER ANGLING, DRABLING, &c.

ANTICOR, (*or advent coeur,*) is an inflammation in a horse between his fore-legs, the same with the quinzy in mankind. Most writers are agreed, that this disorder proceeds from hard-riding, exposing a horse to the cold, and giving him cold water to drink when he is hot, full feeding, and whatever else may cause a sudden stagnation of the blood. Some will have it to proceed from fatness and rank feeding.

When you touch a swelling of this kind, the impression of the fingers remain for some time, as if you had made them in a bit of puff paste, filling up again by degrees, as

the paste would rise. This swelling contains bloody water, that insinuates between the flesh and the skin, and proves that all the blood in the veins is corrupted.

The cure should first be attempted by large and repeated bleedings, to abate the inflammation; and Mr. *Gibson* approves of striking one or other of the veins of the hind parts to make a revulsion. Next to bleeding, if the horse be costive or bound in his body, clysters are of use; and Dr. *Bracken* directs the following as a general one. Take leaves of mallows and pellitory of the wall, of each three handfuls; camomile flowers, one handful; anniseed and sweet fennel-seed, each half an ounce; linseed, one ounce; boil these in three quarts of water to two; then strain and press out the liquor strongly, and add of caryocostinum electuary one ounce, common salt two ounces, and common plaister oil three ounces mixt. These should be injected through a very long pipe for the purpose, and as warm as a man can bear his cheek to the side of the bladder it is tied up in, and it should be repeated every two or three days, as occasion offers.

ANTLER, a start or branch of a deer's attire.

*Bes* ANTLER, the start or branch next above the brow-antler.

*Brow-*ANTLER, the start or branch next the head.

APOPLEXY, or FALLING EVIL, a disease that seizes the heads of hawks, commonly by reason of too much grease and store of blood; or because they have been too long in the heat of the sun, or have made too long a flight in the heat of the day: and as it is very customary with them to be full of grease in the mew: it is very good when they are empty to give them a little lard, or sweet butter, soaked in rose-water, sweetened with a little sugar-candy pounded; but the best thing of all is to draw their meat through black cherry-water.

APOPLEXY, (*in Horses.*) See PALSY.

APOSTHUME, (*in Hawks*) a disease in the head, attended with swellings therein; occasioned by divers ill humours, and the heat



heat of the head: it may be discovered by the swelling of the eyes, by the moisture that comes from their ears, and by their slothfulness.

For cure, give them a pill of butter, as big as a nut, well washed in rose-water, and mixed with honey of roses and fine sugar, for three or four mornings, when they have meat: they must be held on the fist till they have made one or two mewts, then take four drams of the seed of rue, two drams of hepatic aloes, and one scruple of saffron; reduce all to fine powder, and mix them with honey of roses, and make a pill, and give them: it will purge and scour their heads; then about two-hours after give them some good hot meat.

When the nares of a hawk are stuffed up with filth; after a convenient scouring, take pepper and mustard-seed, beaten to a fine powder, put it into a linen cloth, and steep it for some time in strong white wine vinegar; of which put some drops upon her nares, that they may pierce in, and they will soon scour her head.

**APPROACHING**, IN FOWLING, is a particular device to approach or come near those birds that are shy, and frequent marshy and watry places, without being seen by them.

This is performed by a sort of machine, of three hoops tied together, all at proper distances, according to the height of the man that is to use it, and having boughs tied all round it, and with cords to bear on his shoulders; so that a man getting in it is concealed by the boughs, and can approach near them unsuspected till he comes within reach of shot.

As for herons, wild geese, duck, teal, &c. they are apt to keep the waters in the day-time, and on the meadows near the brinks of the rivers, and as far as they can from hedges and trees, for fear of being surprized; and when the water is 2 or 300 paces distant from trees, they will leave the middle of the stream, and muddle along the sides of the river where the water is shallow; but when they perceive any body near, even a beast to pass along, they will

quit the sides and withdraw to the middle again.

Geese, ducks and teals quit the water in the evening, and pass the night in the fields, but in the morning return to the water: however you may easily approach them by the means of a machine, as represented in the following figure, carried by a man, where he is concealed; and they may be shot whenever he is within a due distance from them. *See Plate II.*

To make this machine take three small hoops, which you are to tie with a cord in this manner; take a cord D, E, M, N, tie two ends together, and doing the same by the other two, divide the whole into four parts, and yet nothing must be cut; and fasten to every quarter D, E, M, N, another cord, five or six feet long, pass the head of it through the middle, so that two of the cords remain before and the other behind; or else fix a piece of wood in the ground, the height of the man that is to carry the machine, put this cord upon it, and take a hoop F, C, L, O, which you must tie to the four quarters with the four cords, exactly to the height of the cincture; take another hoop and tie it likewise to the four cords, G, B, K, P, against the middle of the thighs, and the third in the like manner to the same cords, high as the ancles, and then place some very light branches of trees quite round these hoops, and tie them to three hoops, ordering them so that the birds may not see the person within the machine with his gun: but in case he finds that the birds seem to discern him, he must advance very gently towards them.

The birds, which keep moving continually, seeing him come near, will fancy it is themselves that draw near the tree, and not the tree near them, by which means he may come near enough to fire upon them.

The best time to make use of this machine is in the morning, when the birds are returning out of the fields; for he may fire upon them as they pass, because they will not pass all together but in several flocks.

**APPUI**, or stay upon the hand, is the reciprocal sense between the horse's mouth

and the bridle-hand, or the fense of the action of the bridle in the horseman's hand.

The true and right *appui* of the hand, is the nice bearing or stay of the bridle; so that the horse, awed by the sensibility and tendernefs of the parts of his mouth, dare not rest much upon the bitt mouth, nor chack or beat upon the hand to withstand it.

Such a horse has a dull, deaf, *appui*; that is, he has a good mouth, but his tongue is so thick that the bitt can't work or bear upon the bars; for the tongue being not sensible, or tender as the bars, is benumbed or hardened by the bitt; so the *appui* is not good. This and the following are terms used of an *appui*.

The bitt does not press the bars in the quick, by reason of the grossness of the tongue, or else of the lips.

Your horse has a rest or stay that forces the hand, which shews that he has a bad mouth.

This horse has no *appui*, no rest upon the hand; that is, he dreads the bitt mouth, he is apprehensive of the hand, and he cannot suffer the bitt to press, or bear, though never so little, upon the parts of his mouth; and thus it comes to pass he does not easily obey the bridle.

A horse that is taught a good *appui*, if you mean to give that horse a good rest upon the hand, it behoves you to gallop him and put him often back; a long stretch gallop is very proper for the same end, for in galloping he gives the horseman an opportunity of bearing upon the hand.

Such a horse has too much *appui*, he throws himself too much upon the bitt; a horse that has a fine stay or rest upon the hand, *i. e.* equal, firm, and light, or one that obeys the bridle. See HAND.

A full *appui* upon the hand, is a firm stay, without resting very heavy, and without bearing upon the hand.

Horses for the army ought to have a full *appui* upon the hand.

A more than full rest or *appui* upon the hand, is said of a horse that is stopped with

some force; but still so that he does not force the hand. This *appui* is good for such riders as depend upon the bridle, instead of their thighs.

## A P R I L.

*Of Fly-fishing in the month of April; or the flies taken for fishing in that month; or the making of artificial flies.*

All the same tackles and flies that were taken in the month of *March*, will be taken in this month also; (see *MARCH*) with this distinction only, concerning the flies, that all the browns be lapped with red silk, and the duns with yellow.

1. To these, a small bright brown, made of spaniel's fur, with a light grey wing, in a bright day and a clear water, is very well taken.

2. There is also a little dark brown, the dubbing of that colour, and some violet camlet mixt; and the wing of the grey feather of a mallard.

3. From the 6th of this month to the 10th, there is a fly, called, the violet fly, made of a dark violet stuff, with the wings of the grey feather of a mallard.

4. About the 12th of this month comes in the fly, called the whirling-dun; which is taken every day, about the mid-time of the day, all this month through; and by fits, from thence to the end of *June*; and is commonly made of the down of a fox's cub, which is of an ash colour at the roots next the skin, and ribb'd about with yellow silk, the wings of the pale grey feather of the mallard.

5. There is also a yellow dun; the dubbing of camel's hair, and yellow camlet, and wool mixt, and a white grey wing.

6. There is also this month another little brown, besides that mentioned before, made with a very slender body, the dubbing of dark brown and violet camlet mixt, and a grey wing; which though the direction for making be near the other, is yet another fly, and will take when the other will not, especially in a bright day and clear water.

7. About the 20th of this month comes



in a fly, called the horse-flesh fly; the dubbing of which is a blue mohair, with pink-coloured and red tammy mixt, a light coloured wing, and a dark brown head. This fly is taken best in the evening; and kills from two hours before sun-set till twilight, and is taken the month through.

AQUATIC, that lives, breeds, or grows, in or about the water; as aquatic animals, plants, &c.

ARABIAN HORSE. Gentlemen and merchants who have travelled those parts, report, that the right *Arabian* horses are valued at an incredible and intolerable price; being valued at 500, and as others say, at 1, 2, and 3000*l.* an horse. That the *Arabs* are as careful of keeping the genealogies of their horses, as princes in keeping their pedigrees: that they keep them with medals; and that each son's portion is usually two suits of arms, and one of their horses.

The *Arabs* boast, that they will ride four-score miles without drawing bit; but this has been performed by some of our *English* horses: and much more was done by a highwayman's horse, who having committed a robbery, on the same day rode from *London* to *York*, being 150 miles.

Notwithstanding their great value, and the difficulty of bringing them from *Scanderoon* to *England* by sea, yet by the care, and at the charge of some breeders in the north of *England*, the *Arabian* horse has been no stranger to those parts; and perhaps at this day some of the race may be seen there, if not the true *Arabian* stallion. See STALLION.

ARCHED LEGS; a horse is said to have arched legs when his knees are bended arch-wise.

This expression relates to fore-quarters, and the infirmity here signified, happens to such horses as have their legs spoiled with travelling.

The horses called *Brassicourts*, have likewise their knees bended arch-wise; but this deformity is natural to them.

ARM OF A HORSE. See FORE THIGH.

To ARM. A horse is said to arm himself when he presses down his head, as if he would check, and bends his neck so as to rest the branches of his bridle upon his counter, in order to disobey the bitt mouth, and guard his bars and his mouth, which are relieved by over-bending his neck.

Since your horse arms himself, give him a knee'd branch that will raise him, and make him carry his head well. See, to CARRY LOW.

ARM WITH THE LIPS.

A horse is said to arm himself with the lips, when he covers his bars with his lips, and makes the pressure of the bitt too deaf and firm; this is commonly done by thick-lipped horses. You must order your bitt-maker to forge you a bitt-mouth, with a cannon, or scratch-mouth, that is broader near the bankets than at the place of it's pressure, or rest upon the bars; and this will hinder your horse from arming himself with his lips.

Sometimes we say, the lips arm the bar; *i. e.* cover, or screen it. See DISARM.

ARMAN, a confection of wonderful efficacy to prevent a total loss of appetite in horses. See DRENCH.

ARRESTS, are many humours upon the sinews of the hinder legs of a horse, between the ham and the pastern. They seldom appear upon the flank sinew,

Their names are taken from their likeness to the arrests or the small bones of a fish. See RAT-TAIL.

ARZEL, a horse is said to be arzel, that has a white mark upon his far foot behind.

Your superstitious cavaliers persuade themselves, that by an unavoidable fatality, such horses are unfortunate in battle: and such is the strength of this prejudice that they do not care to use them.

ASSART, an offence committed in a forest, by plucking up those woods by the roots that are thickets or coverts to the forest.

COURT OF ATTACHMENTS, a court belonging to the forest, wherein the officers do nothing but receive the attachments of the



the foresters, and inroll them in the verdurer's rolls, that they may be in readiness against the time that the court of *Swainmote* is kept; for that this court cannot determine any offence or trespass, if the value thereof be above four-pence; for all above that value must be inroll'd in the verdurer's rolls, and sent from thence to the court of *Swainmote*, to be tried there according to the laws of the forest.

For notwithstanding the greatest part of all the presentments do first begin in this court, yet this court cannot proceed farther therein: neither is a presentment in this court any conviction against the offender in those offences, because he may traverse the same, until it hath passed the court of *Swainmote*; to which, all trespasses presented at the court of attachments, must necessarily come, before the offenders can be punished, or stand convicted, as guilty in law of their offences.

ATTAINMENT, is a blow, or wound, received by a horse in his inner feet, from another horse that follows him too close: or from an over-reach in frosty weather, when a horse being rough shod, or having shoes with long calkers, strikes his hinder feet against his fore legs, or leg. This word is likewise used to signify a blow that the horse's foot receives from the fore, or hinder, opposite foot; or a blow given by one of the hinder feet striking against the coronet of the fore foot. Hence they say.

Your horse could not have given himself a ruder attainment: for I find with the probe, that it penetrates between the hoof and the coffin bone, which give reason to suspect that the tendon is affected, and that the attainment reaches to the coronet.

Upper attainment, is a violent blow given with the two hind feet, upon the sinew of the fore legs.

ATTIRE OF A DEER. Of a stag, if perfect, is called the burr: the pearls, (the little knobs on it) the beam; the gutters, the antler; the fur-antler royal, fur-royal; and all at top the croches.

OF A BUCK; the burr, the beam; the brow-antler, the fur-antler; the advancer, palm, and spellers.

If the croches grow in the form of a man's hand, it is then called, a palmed head. Heads bearing not above three or four, the croches being placed aloft, all of one height, are called, crowned heads: heads having doubling croches, are called forked heads; because the croches are planted on the top of the beam, like forks.

If you are asked what a stag bears, you are only to reckon croches he bears, and never to express an odd number: as, if he hath four croches on his near horn, and five on his far; you must say, he bears ten, a false right on his near horn, (for all that the beam bears are called rights:) but if four on the near horn, you may say he bears twelve, a double false right on the near horn: for you must not only make the number even, but also the horns even with that distinction.

AVANCERS, the same as ADVANCERS.

AUBIN is a broken going, or pace, of a horse between an amble and a gallop; which is not esteemed.

AVERTI, a French word used in the manage, as applied to the pace or motion of a horse: signifying a motion that is enjoined, regulated, and required in the lessons.

Pas ecoute, and Pas d'ecole, (*i. e.* listening paces, or school paces) signify the same thing.

AUGUST, the flies of this month are the same as used in *July*; which see.

1. Then another art-fly, the dubbing of the black brown hair of a cow, some red warpt in for the tag of his tail, and a dark wing: a killing fly.

2. Next, a fly called the fern-fly; the dubbing, of the fur of a hare's neck; and that is of the colour of fern, or brackin; with a darkish grey wing of a mallard's feather. A killer too.

3. Besides these, there is a white hackle; the body of white mohair, and wrapped about with a white hackle feather; and this is assuredly taken for thistle-down.

4. We have also this month a hairy long-legs; the body made of bear's dun, and blue wool, mixt, and a brown hackle feather over all.

5. And

5. And lastly, in this month, all the browns and duns are taken that were taken in *May*.

**AVIARY**, a place set apart for feeding and propagating birds. It should be so large as to give the birds some freedom of flight, and turfed to avoid the appearance of foulness on the floor.

**AYRY**, or **AERY**, a nest or company of hawks or eagles, so called from the old French word *aire*. See **HAWK**.

**B**ABBLING, is said of hounds which are too busy after they have found a good scent.

**BACK**. To back a horse, or mount a horse, *ados*, is to mount him bare-backed, or without a saddle. A weak-backed horse is apt to stumble: such a horse defends himself with his back, is when he leaps and plays with his fillets, and doubles his reins to incommode his rider.

**BACKING A COLT**, after he has been exercised some time morning and evening, and you find him obedient, as directed under the head of colt; and when you have made him trot a good pace about in your hand, see whether your tackling be firm and good, and every thing in it's true and proper place; when having one to stay his head, and govern the chafing rein, you may take his back, yet not suddenly but by degrees, with divers heavings and half-risings, which if he endure patiently, then settle yourself; but if he shrink and dislike it, then forbear to mount, and chafe him about again, and then offer to mount, and do this till he be willing to receive you.

After you are settled, receive your stirrups, and cherish him, put your toes forward, let him that stays his head lead him forwards half a dozen paces, then cherish him again, shake and move yourself on the saddle, then let the stayer of his head, remove his hand a little from the cavesson, as you thrust your toes forwards, let him move him forward with his rein, till you have made him apprehend your own motion of the body, and foot, which must go equally together, and with spirit, also that he will

go forward without the other's assistance, and stay upon the restraint of your own hands; then cherish him, and give grass, and bread to eat, alight from his back, mount and unmount twice, or thrice together; ever mixing them with cherishings, thus exercise him, till he be made perfect in going forwards, and standing still at pleasure; this being done, the long rein may be laid aside, and the band about the neck, and only use the trenches and cavesson with the martingal, and let the groom lead the way before, or another horse going only strait forwards, and make him stand still when you please, which will soon be effected by trotting after another horse, sometimes equally with him, sometimes before, so that he fix upon no certainty but your own pleasure, and be sure to have regard to the well carriage of his neck and head, and as the martingal slackens, so straighten it from time to time.

**BACK WORM**, or *filander*; a disease incident to hawks.

These worms are about half a yard long, trouble the birds very much, and in time will kill them; they lie warpt up in a thin skin about the reins, and proceed from gross and viscous humours in the bowels, occasioned through ill digestion and want of natural heat.

This distemper is easily discerned by these symptoms, *viz.* by the hawks stinking breath, casting her gorge, croaking in the night, trembling, ruffling, and writhing her tail; by the muting, which is small and unclean; and also by keeping at a stay in a low state of health.

The back-worm is rarely quite killed, but a careful falconer giving her cloves of garlic, steeped in wormwood once a month, and once a fortnight, against his putting her into the mew, which will qualify the worm; without this care she will be suddenly spoiled.

But to be more particular, there are three ways of curing this distemper.

First, take a pressure made of a lamb that was slinked, and make thereof two or three pieces, which put into the gut of a dove or the like fowl; feed your hawk therewith at such



such times as she is empty, and keep her fasting above two hours after.

Secondly, provide a glass full of juice of wormwood, when it is green, and in its greatest strength, and put therein twenty or thirty cloves of garlic, as many as the juice will cover, being first cleaned, peeled and pierced through; keep them close stopped, and when you have use for any, give her one at a time, for three or four days at night for her supper: roll up two or three bits of meat in mustard-seed unbruised, and let her eat it; her casting at this should be plumage.

Thirdly, your hawk may be cured by a scouring of washed aloes hepatic, mustard-seed, agaric, of each an equal quantity, and you need not fear with these medicines to destroy them at any time; and if she voids worms, take fine filings of iron, strew them upon her meat for two or three days, and it will cure her.

There is another sort of filander, which lies in the gut or pannel, being long, small, white, and red worms—for cure take aloes hepatic, filings of iron, nutmeg, and as much honey as will serve to make them into a pill, which give her in the morning as soon as she has cast; and after she has mated it clean away, then give her good hot meat. *See WORMS.*

**BADGER**, of this animal there are two kinds; the dog badger so called, on account of resembling a dog in his feet; and a hog badger, as resembling a hog in his cloven feet.

The latter are different from the former, being whiter and larger, and having thicker heads and snouts; they do also differ in their food, the one eating flesh and carrion like a dog; and the other roots and fruits like a hog: and these kinds of badgers, where they have their earths use to cast their fiants, or dung, in a small hole, and cover it; whereas the dog badgers make their fiants at a good distance from their burrows, which are deep with a variety of chambers, holes, and angles.

The hog badger being fat and lazy, earths in open, easy and light grounds, whereas

the other sort frequent thickets, rocks, and mountainous places, making their retreats deeper and narrower.

A badger is known by several other names, as a gray, a brock, a boreson, or a bauson: the young ones are called pigs, the male is called the boar, and the female the sow.

The badger is naturally a very sleepy creature, and seldom stirs out but in the night season to seek his prey; and, above all other food, hog's flesh is most grateful to his palate; insomuch, that if you take a piece of pork, and trail it over the badger's burrow, he will soon make his approach out.

They live to a great age, and when their sight fails them by reason of old age, they keep to their burrows, and receive their food from the younger.

They are of a very chilly and cold nature, and therefore will not go out when it snows. Their flesh is of a sweet rankish taste, but is eaten in many countries.

The best season to take them is in *September*.

They have very sharp and venomous teeth; their legs are longer on their right side than on their left, so that when they run, they chuse the side of an hill, bank, furrow or cart-rout.

The dog badger's ears, snout, and throat are yellowish, and they are longer legged than the hog badger: they accompany not together, yet they both prey on all manner of fowl, young pigs, rabbits, and the like food; doing great hurt in warrens.

They are stout and hardy in defending themselves, and will endure severe blows; yet their nose and snout is so tender, that a little blow thereon will kill them.

Although the badger and the fox are much alike in several qualities, yet they often fight with one another, especially on the account of food, so that it is good sport to see the contest between them.

The hunting and pursuing them however, is much as one toward the conclusion: but the badger runs to his earth or burrow, much sooner than the fox, and being earthed, makes good and defends his castle much longer;



longer; and to say the truth, the pleasure of the chase does chiefly consist in the unkennelling and unearthing of them, which requires skill and labour.

You are to take notice, that although all hounds, will eagerly pursue, and hunt both the fox and the badger, yet there is not one of them that will endure to feed on their flesh; and there are some dogs more proper for this chase than others; those are the terriers, spoken of in fox-hunting, which see.

The labour and ingenuity of badgers in making their burrows, is worth observation. When they earth, after they have entered a good depth for the clearing the earth out, one lieth on his back and another layeth earth on his belly; and so taking his hinder feet in his mouth, draweth him out of his burrow: and he having unladen himself of earth goeth to the same work again, and this they do till their chambers, or places of retreat, are finished.

Then they proceed to gather in their furniture, that is the materials for their couch, or lodging, as straw, leaves, moss, and the like, which with their feet and head they wrap up so close together, that they will get to their burrows a pretty good bundle. Some burrows have seven or eight distinct chambers.

#### *Of hunting the BADGER.*

In doing this, you must seek the earths, and burrows where he lies, and in a clear moonshine night go and stop all the burrows, except one or two, and therein place some sacks, fastened with drawing strings, which may shut him in as soon as he straineth the bag.

Some use no more than to set a hoop in the mouth of the sack, and so put it into the hole; and as soon as the badger is in the sack and straineth it, the sack slippeth off the hoop and secures him in it, where he lies trembling till he is taken.

These sacks or bags being thus set, cast off the hounds, beating about all the woods, coppices, hedges and tufts, round about,

for the compass of a mile or two, and what badgers are abroad, being alarmed by the hounds, will soon betake themselves to their burrows; and observe that he who is placed to watch the sacks, must stand close and upon a clear wind; otherwise the badger will discover him, and will immediately fly some other way into his burrow.

But if the hounds can encounter him before he can take his sanctuary, he will then stand at a bay like a boar, and make good sport, vigorously biting and clawing the dogs. The general manner of their fighting, is lying on their backs, using both teeth and nails, and by blowing up their skins defend themselves against all bites of the dogs, and blows of the men upon their noses, as aforesaid. And for the better preservation of the dogs, it is good to put broad collars about their necks made of greys skins.

When the badger perceives the terriers to begin to yearn him in his burrow, he will stop the hole betwixt him and the terriers, and if they still continue baying, he will remove his couch into another chamber, or part of the burrow, and so from one to another, barricading the way before them, as he retreats, until he can go no further.

If you intend to dig the badger out of his burrow, you must be provided with the same tools as for digging out a fox; and besides you should have a pail of water to refresh the terriers, when they come out of the earth to take breath and cool themselves.

It will also be necessary to put some small bells about the necks of your terriers, which making a noise may cause the badger, to bolt out.

The tools used for the digging out of the badger, being troublesome to be carried on men's backs, may be brought in a cart.

In digging, you must consider the situation of the ground, by which you may judge where the chief angles are; for else, instead of advancing the work, you will hinder it.

In this order you may besiege them in their holds, or castles, and may break their platforms, parapets, casemates, and work to them with mines and countermines, until you have overcome them,

There are advantages which accrue by killing this animal. Their flesh, blood, and grease, though they are not good food, yet are very useful for physicians, and apothecaries, for oils, ointments, salves, and powders for shortness of breath, the cough of the lungs, for the stone, sprained sinews, colic aches, &c. and the skin being well dressed, is very warm and good for ancient people, who are troubled with paralytic distempers.

**BAG IN ANGLING.** A line is said to bag, when one hair, (after it is twisted) runs up more than any of the rest.

**BAG IN FARRIERY,** is when, in order to retrieve a horse's lost appetite they put an ounce of assa-fœtida, and as much powder of favin, into a bag, to be tied to the bitt, keeping him bridled for two hours, several times a day: as soon as the bag is taken off, he will fall to eating. The same bag will serve a long time.

**BAIT;** a thing prepared to take, or bring fishes to. See ALLURING FISH.

There are three sorts of baits for taking fish: the natural ones, and those generally are living, as worms of all kinds, especially the red maggots, bobs, frogs, grasshoppers, bees, beetles, dores, butterflies, which are admirable for the chub, wasps, hornets, snails, small fish, &c.

Next are the artificial baits, which are of two sorts: first such as imitate the living baits, especially flies for every month and season of the year; nay, almost for every fish, so great is the variety of them, that frequent the meadows and rivers.

These flies are made on the bodies of your hooks, the bodies of your flies being made of wool, and the wings of several sorts of feathers, coloured to the life, resemble those you counterfeit: and with these draw your hook gently on the top of the water, and generally against the stream, and the fish will bite at them with greediness. See FLY-FISHING.

The second sort of artificial baits, are pastes of several compositions, of which more in Article PASTE: but for the present, we are to observe, concerning the Red,

or earth worm (for the taking of which, consult that article) it is good for small fish all the year round, and small fish are good baits for pikes at all times: sheeps blood and cheese, are good bait in *April*; the bobs, dried wasps, bees, are for *May*; brown flies for *June*; maggots, hornets, wasps, and bees, for *July*; snails in *August*; grasshoppers in *September*; corn, bramble berries, and seeds, at the fall of the leaf; your artificial pastes, are for *May*, *June*, and *July*, and frogs for *March*.

Concerning all your artificial flies, the great dun fly will do the latter end of *February*, if there be fair weather, for it is a time the air is warm, and that the fish begin to partake of the sun's heat, so that in reason, you may expect they will bite freely.

The little dun fly is proper for *March*; the stone, or *May* fly, for *April*; the red and yellow for *May*; the black, dark, yellow and moorish fly for *June*; the wasp, and shell, and the cloudy, or blackish fly is for *August*; but generally fish more eagerly rise at these flies at this season, when most sorts of flies resort to the water side.

The best way to make these flies, is to get the living ones of the several kinds, thereby to imitate nature, both for shape, colour, or size, for the nearer the better.

Those fish which bite the most freely at flies are chubs, chevins, trouts, and salmon.

To make the great dun fly; let the body be of black wool, and the wings of the dun feather of a drake's tail.

The little dun fly has his body made of dun wool, and his wing of the mail of a partridge. These are for *March*.

The body of the stone, or *May* fly, must be of black wool, but under his wings and tail must be of a pale yellow, with some silk of that colour, and his wings must be of drake's down. This fly is for *April*.

The red or ruddy fly, must have his body made of reddish wool of the mail of a mallard, and the red feathers of a capon's tail. This fly is for *May*.

The yellow, or greenish fly, must have his



his body made of black wool, with a yellow list on either side, and the wings of a red cock's mail.

The moorish fly has his body made of dusky wool, and the wings of the blackish mail of a drake.

The tawny fly must be made of a tawny wool, the wings made contrary one against the other, of the whitish mail of a white drake. These flies are for *June*.

The wasp fly is made of black wool, capped about with yellow silk, and the wings of a buzzard's down, or of a drake's feathers. This fly is for *July*.

The shell fly, termed also the green fly, has the body made of a greenish wool, and his wing of the herle of a peacock's tail. This is also for *July*.

The cloudy dark fly must be made after a different manner, formed on a small piece of cork, bound about with black wool and black silk, and wings of the under mail of a mallard, with a black head.

When you draw it on your hook, be sure do it so that no part of the hook be discerned. This fly is for *August*.

The rougher the bodies of the flies are, and the more shining, the better they are esteemed; and when you have got a set of good flies, they will serve you many years, if kept carefully.

Take this for a rule, that the brightest flies are for cloudy and dark weather, and the dark flies, are for bright and clear weather.

It may not be proper to lay down some directions here, for artificial fly fishing. First, observe to have the wind in your back, and in casting off your line, be sure the fly fall first to the water.

For every sort of fly have several of the same, differing in colour, to suit with the several waters and weathers.

In slow rivers, or still places, cast your line as far as you can, and let it sink a little, then gently draw it back, and let the fly float leisurely with the current: your line should be as long again as your rod, unless the river be very shallow and clogged up.

You must have a nimble hand, and quick

eye, to strike presently upon the rising of the fish, otherwise the fish will be apt to throw out the hook, finding his mistake.

As to what concerns live baits, remember they are to be kept each sort by themselves, and to be fed with such things as they are wont to eat when at liberty.

The red worm takes much delight in black fat earth; if you mix some fennel chopt small with it, they will improve very much.

Give them sometimes a little ox or cow dung newly made; you may keep them in some box, or small bag.

But red worms, as also all other sorts of worms scour quickly, grow very tough and bright by putting them into a thin clout, greased with fresh butter, or grease, before you put them into moss, which is the best to keep them in; the moss must first be washed clean, and the water squeezed out: and for the food you are to give them, drop a spoonful of cream into the moss every three or four days, and remove the moss every week, keeping it in a cool place.

White great maggots are to be fed with sheep's suet and beasts liver cut small.

Frogs and grasshoppers do well in wet moss and long grass, which must be moistened every night; cut off their legs and wings when you use them.

The bob, caddis-worm, cancer, and such like, are to be preserved with the same things where you take them.

Live flies must be used as you catch them.

The wasp, hornet, and humble-bee; may be dried in an oven, after the bread is drawn, but have a care of scorching them; then dip their heads in sheep's blood, which must be dried on, and so keep them in a clean box, and they will continue good for a quarter of a year.

Lastly, as for compound pastes, there are several sorts; which see under Article PASTE; particularly a way of boiling beans, with which you may take great quantities of fish.

Take a new pot glazed on the inside, and boil some beans in it, suppose a quarter of



a peck, with river water; after you have steeped them for seven or eight hours in some water that was almost warm, when they are near half boiled, put in three or four ounces of honey, according to the quantity of the beans, and two or three grains of musk; let them then boil a little, and use them in this manner;

Seek out a clean place, where there are no weeds, that the fish may see and take the beans at the bottom of the water. The place should be two or three hundred paces from their holes; according to the bigness thereof, throw in your beans at five or six in the morning and evening, for the space of seven or eight days, to the end you may draw the fish thither; and three days before that on which you design to fish, bait them with the beans before ordered, except that before you take them off the fire, you mix with them some of the best aloes reduced into powder, about the quantity of two beans; give it a boil and then take it off.

The fish that eat it, will void all they have in their bodies, and for three days after, will fast, and then will come to seek for food, in the place where they found the bait, therefore you must be ready at two or three in the afternoon to spread your nets; and when you have done so, and thrown in eight or ten handfuls of beans, withdraw in order to return thither again pretty late in the evening for casting the net. *See ALLURE FISH TO BAIT, ANGLING and LEDGER BAIT.*

To BAIT, or BATE, (in Falconry) is when a hawk flutters with her wings, either from perch, or fist, as if it were striving to get away.

#### BAITS for intoxicating fowl.

There are several artificial baits for intoxicating of fowl, without tainting or hurting their flesh, some of which are composed as followeth:

Take a peck, or lesser quantity, of wheat, rye, barley, peas, or tares, to which put two or three handfuls of nux vomica, and boil them in running water until they are

almost ready to burst, then take it off the fire, and when they are cold strew them upon the land, where you design to take the fowl, and such as eat thereof will immediately be intoxicated, and lie as if dead, so that you may take them up at pleasure, provided you stay not too long, for the dizziness will not last long upon them; therefore be near at hand.

As the greater sort of land fowl are thus taken, so may you take small birds, only with this alteration, that instead of wheat, peas, or the like grain, you use hemp-feed, rape-feed, or canary-feed, but above all mustard-feed.

If you approve not of nux vomica, you may boil the said grains or seeds in the lees of wine (the stronger the better) as you did in the running water, and apply them to use as aforesaid, and it will work the same effect, being esteemed more wholesome, having nothing of that poisonous nature in it; but in an hour or two, the fumes will be perfectly wrought off.

Instead of boiling the said grains or seeds in the lees, you may steep them therein; but then they will require a longer time before they are sufficiently swoln and fit for use.

Or instead of nux vomica, or lees of wine, you may infuse the said grains, or seeds, in the juice of hemlock, mix therein the seeds of henbane and poppy, or either of them. These must stand two or three days infusing, before they are fit to strew on the ground for use.

Having shewed you how to take land fowl, I shall give some instructions for the taking of water fowl, especially at such times as they range up and down to seek their food on land; for effecting of which,

Take the seeds, leaves, and roots of the herb called bellenge, and having cleansed them from all filth, put them into a vessel of clean running water, and let them lie steeping therein twenty-four hours at least; then boil them in the said water until it is almost consumed; take it off the fire, let it cool; then scatter it in such places where the fowl have their haunts; they will greedily  
eat

eat it, so that they will become immediately intoxicated, and lie in a trance as if dead; but you must watch them, for the fumes will soon wear off.

Some add to this decoction, the powder of brimstone boiled therein, which is very effectual.

For destroying of crows, ravens, kites, and such like mischievous birds that are injurious to warrens and parks for the killing coney and lambs, as also chickens: take the garbage or entrails of any fowl, or for want thereof, of a pig or rabbit; this garbage steep in the lees of wine with nux vomica, and when it is well infused therein, put in such places where these birds use to resort, which must be very early in the morning, or in the evening; and having a place prepared to lie concealed in near at hand, you may take those that are intoxicated by the eating.

Or instead of the garbage, you may take little pieces of flesh, and thrust therein a small piece of nux vomica, closing the place that it may not be discerned, and scatter the said pieces up and down where their haunts are, and it will have the same effect.

Having shewed how to take fowl and birds by intoxicating baits, I will give you a receipt how to recover them, that they may be made tame.

Take a small quantity of fallet oil, more or less, according to the bigness of the fowl or bird, and drop it down it's throat; then chafe it's head with a little strong white-wine vinegar, and it will soon be perfectly well.

**BALOTADES**, are the leaps of a horse between two pillars, or upon a straight line, made with justness of time, with the aids of the hands, and the calves of the legs; and that in such manner, that when his fore-feet are in the air, he shews nothing but the shoes of his hinder feet without yerking out.

Thus it is that the air, or manage, of balotades differs from caprioles; the horse yerks, or strikes out his hinder legs with all his force, keeping them near and even. Balotades differ likewise from croupades in

this, that in the former the horse shews his shoes when he lifts, or raises his croup, but in croupades he draws his hinder feet under him.

**BALZANE**. See **WHITEFOOT**.

**BANDOG**, a dog for the house, bull, bear, &c. which should be chosen with such like properties and qualities, that he has a large and very big body, well set, a great head, sharp fiery eyes, a wide black mouth, flat jaws, with a fang on either side, appearing lion like faced: his teeth even on both his jaws and sharp, a great breast, big legs and feet, short tail; not too curst nor too gentle of disposition, nor lavish of his barking, no gadder; and lastly, that he hath a good shrill voice for the terror of thieves. See **DOG**. But for the choice of them when young, see **SHEPHERD'S MASTIFF**.

**BANGLE EARS**, an imperfection in a horse remedied in the following manner: take his ears, and place them so as you would have them stand, and then with two little boards, three fingers broad, having two long strings knit to them, bind the ears so fast in the places where they stand that they cannot stir; then behind the head at the root of the ear, you will see a great deal of empty, wrinkled skin, which you must pull up with your finger and thumb, and clip away with a sharp pair of scissars close by the head; then with a needle and silk, stitch the two outsides of the skin together; and with green ointment heal up the sore; which done, take away the splints that hold up the ears, and in a short time you will find them keep the same position you placed them in.

**BANQUET**, is that small part of the branch of the bridle that is under the eye, which being rounded like a small rod, gathers and joins the extremities of the bitt to the branch, and that in such a manner, that the banquet is not seen, but covered by the cap, or that part of the bitt that is next the branch.

Banquet line, is an imaginary line, drawn by the bitt makers along the banquet in forging a bitt, and prolonged upwards and downwards to adjust the designed force, or

weak-



weakness of the branch in order to make it stiff or easy: for the branch will be hard and strong, if the sevil hole is on the outside of the banquet line with respect to the neck; and the branch will be weak and easy, if the sevil hole is on the inside of the line, taking the center from the neck. See BRANCH and SHOULDER.

BAITING, is when a hawk flutters with her wings, either from perch or fist, as if it were striving to get away,

BANDS OF A SADDLE; are two pieces of flat iron, and three fingers broad, nailed upon the bows of the saddle, one on each side, contrived to hold the bows in the situation that makes the form of the saddle.

To put a bow in the band, is to nail down the two ends of each band to each side of the bow.

Besides these two great bands, the fore bow has a small one, called the wither-band, and a crescent to keep up the wither-arch.

The hinder bow has likewise a small band to strengthen it.

To BAR A VEIN, or strike it, is an operation performed by a farrier upon the veins of a horse's legs, and other parts of his body, with intent to stop the course, and lessen the quantity of the malignant humours that prevail there.

When horses have got traverse mules, or kibed heels, and rat tails, or arrests in the hinder legs, the cure is to bar a vein.

In order to bar a vein, the farrier opens the skin above it, and after disengaging it, and tying it above and below, he strikes between the two ligatures.

BARB. A horse brought from *Barbary*: such horses are commonly of a slender light size, and very clean shaped, and small legs.

The *Spanish* and *English* horse, are much better bodied, and have larger legs than the *Barb*.

The *Barb* is little inferior to the *Arabian*, *Spanish*, or *Turkish* horse; but he is accounted by our modern breeders too slender and lady like to breed on, and therefore in the north of *England*, at this instant, they prefer the *Spanish* and *Turkish* horse before him.

He is so lazy and negligent in his walk, that he will stumble on carpet ground. His trot is like that of a cow, his gallop low, and with much ease to himself. But he is for the most part sinewy and nervous, excellently winded, and good for a course, if he be not over weighed.

The mountain barbs are accounted the best, because they are the strongest and largest: they belong to the *Allarbes*, who value them themselves, as much as they are prized by any other nation, and therefore they will not part with them to any persons, except to the *Prince of the Band*, who can command them for his own use at any time, and at his pleasure,

But as for the other more ordinary sorts, they are to be met with pretty common in the hands of several of our nobility and gentry.

BARBARY FALCON, by some called the *Tartaret Falcon*, is a bird seldom found in any country, and is called a passenger, as well as a haggard.

It is somewhat lesser than the tercel-gentle, and plumed red under the wings, strong armed, with long talons and stretchers.

The *Barbary* falcon is adventurously bold, and you may fly her with the haggard all *May* and *June*. They are hawks very slack in mewing at first; but when once they begin, they mew their feathers very fast.

They are called *Barbary* falcons, because they make their passage through that country, and *Tunis*, where they are more frequently taken than at any other place.

BARBED, implies beared like a fish-hook.

BARBEL, is so called, on account of the barb or beard, that is under his nose or chaps, and is a leather-mouthed-fish; and though he seldom breaks his hold when hooked; yet if he proves to be a large one, he often breaks both rod and line. The male is esteemed much better than the female.

They swim together in great shoals, and are at their worst in *April*, at which time they spawn, but come soon in season: the places



places whither they chiefly resort, are such as are weedy and gravelly rising grounds, in which this fish is said to dig and rout with his nose, like a swine.

In the summer he frequents the strongest, swiftest currents of the water, as deep bridges, weirs, &c. and is apt to settle himself amongst the piles, hollow places, and moss or weeds; and will remain there unmoveable, but in the winter he retires into deep waters, and helps the female to make a hole in the sands to hide her spawn in, to hinder its being devoured by other fish. This fish is of good taste and shape, especially his palate is curiously shaped: it is a very curious and cunning fish, for if his baits be not sweet, clean, well scoured, and kept in sweet moss, he will not bite; but well ordered and curiously kept he will bite with great eagerness.

The best bait for him, is the spawn of a salmon, trout, or any other fish; and if you would have good sport with him, bait the places where you intend to fish with it a night or two before, or with large worms cut in pieces, and the earlier in the morning, or the later in the evening that you fish, the better it will be.

Also the lob worm is a very good bait: but you must be sure to cover the hook all over with the bait.

Green gentles are also a very good bait; and so likewise are bits of tough cheese laid in steep for twenty-four hours in clarified honey; with which if you bait the ground, you can hardly miss taking them if there be any.

Your rod and line must be both long and strong, with a running plummet on the line, and let a little bit of lead be placed a foot or more above the hook, to keep the bullet from falling on it; so the worm will be at the bottom where they always bite, and when the fish takes the bait, your plummet will lie, and not choak him; and by the bending of the rod you may know when he bites, as also with your hand you will feel him make a strong snatch, then strike, and you will rarely fail, if you play him well and leave him; but in short, if you manage

him not dexterously he will break your line.

The best time of fishing, is about nine in the morning, and the properest time for it is the latter end of *May*, *June*, *July*, and the beginning of *August*.

BARBLES, are knots of superfluous flesh, that grow up the channels of a horse's mouth: that is the interval that separates the bars, and lies under the tongue.

Tho' it seems to be a meer trifle, these, however, will hinder a horse from drinking as usual; and if he does not drink freely, he eats the less, and languishes from day to day, perhaps, without any one's taking notice of it.

BARKING, this fox-hunters call the noise made by a fox in the time of clicketting.

BARDELLE, is a saddle made in the form of a great fiddle, but only of cloth stuffed with straw, and tied tight down, without either leather, wood, or iron; they are not used in *France*, but in *Italy*, they trot their colts with such saddles, and those who ride them, are called *Cavalcadours*, or *Scozone*.

BARNACLES, horse twitchers, or brakes; these are things which farriers use to put upon horses noses, when they will not stand quietly to be shod, blooded, or dressed of any fore: some call them pinchers, but then they are so termed to distinguish them from the foregoing, since these have handles, whereas the others are bound to the nose with a lace or cord. Indeed there is a third sort, though differing very little from the first. This sort is held together at the top by a ring inclosing the buttons, first having the top buttons held by an iron pin rivetted through them, but the meanest sort of all, is that which we called roller barnacles, or wood twitchers, being only two rollers of wood bound together, with the horse's nose between them, and for want of better, they serve instead of iron branches.

BARS OF A HORSE'S MOUTH, are the ridge, or highest parts of that place of the gum that never bears any teeth, and is situated between the grinders, and the tusks, on each

each side of the mouth : so that that part of the gum which lies under, and at the side of the bars, retains the name of gum.

The bars are that part of the mouth upon which the bitt should rest and have it's appui, for though a single cannon bears upon the tongue, the bars are so sensible and tender, that they feel the effect of it even through the thickness of the tongue.

These bars should be sharp ridged, and lean ; since all the subjection a horse suffers, proceeds from those parts ; for if they have not these qualities, they will be very little, or not at all sensible, so that the horse can never have a good mouth : for if they be flat, round and insensible, the bitt will not work it's effect, and consequently such a horse can be no better governed by the bridle than if one took hold of his tail.

A horse is said to fall foul of the bar, when in the stable he entangles his legs upon the partition bar, that is put to separate two horses, and keep them from falling upon one another.

Barbs and vigorous ticklish horses, are apt to fall foul of the bar, and when they do, they struggle and fling, and wound themselves in the hocks, and thighs, and the legs, and are in danger of laming themselves, unless you speedily cut the cord that keeps up the end of the bar, and so suffer that end to fall to the ground.

BAT FOWLING, is a night exercise, and takes all sorts of birds, both great and small, that roost not only on the ground, but on shrubs, bushes, haw-thorn trees, and the like places, and is therefore proper for woody, rough and bushy places.

The depth of winter, is the best season for this sport, and the darker the night, and the colder the weather, so much the better.

As to the manner of bat-fowling, it may be performed either with nets, or without, just as you please.

If it be without nets, and supposing the company to be twelve or fifteen, one third part of the number should carry poles, to which should be bound at the top little bundles of dry wisps of hay, or straw, (or instead

of them, pieces of links, or hurds dipt in pitch, rosin, or the like that will blaze) another third part are to attend upon those fires, with long poles, rough and bushy at the upper ends, to knock down the birds that fly about the lights : and the other third part must have long poles to beat the bushes, and other places, to cause the birds to fly about the lights, which they will do, being as it were amazed, and will not depart from them, so that they may be knocked down very easily : and thus you may find good diversion for dark nights.

One of the company should also carry a candle and lanthorn, that if all the lights should happen to be extinguished, they may be lighted again ; but you must be sure to observe the greatest silence possible, especially till the lights are kindled.

BAT FOWLING WITH NETS is performed as follows ; let two or three persons, carry lanthorns and lighted candles, extended in one hand (such as are used in Low Belling, which see) and in the other hand small nets, something like a racket, but less, which must be fixed at the end of a long pole, to beat down the birds as they sit at roost ; they being surprized at the great blazing light will set still till they are knocked down.

A cross-bow is very useful in this sport, to shoot them as they sit.

BATHING A FALCON, is when weaned from her ramaged fooleries, being also hired, rewarded, and thoroughly reclaimed, she is offered some water to bathe herself in, in a bafon where she may stand up to her thighs ; for doing this you must chuse a temperate clear day. When you have thus hired the hawk, and rewarded her with warm meat, carry her in the morning to some bank, and there hold her in the sun, till she has endued her gorge, taking off her hood that she may prune and pick herself : having so done, hood her again, set her near the bafon and taking off her hood ; let her bathe again, as long as she pleases ; after she has done, take her up, let her pick herself as before, and then feed her ; but if she does not like to bathe herself in the bafon,



bafon, then fhew her fome fmall river or brook for that purpofe.

By the ufe of this bathing, ſhe will gain ſtrength and ſharp appetite, and fo grow bold; but give her no waſhed meat on thoſe days that ſhe bathes.

**BATTLE ROYAL**, [in cock-fighting] a fight between three, five, or ſeven cocks all engaged together, ſo that the cock which ſtands longeſt gets the day.

**BAWK IN ANGLING**, is a knot in a hair or link of a line, occaſioned often by the twiſting of an eel, and if not rectified in time the line will break in that place.

**BAWREL**, is a hawk, for largeneſs and ſhape, ſomewhat like a lannier, but hath a longer body and tail; ſhe is generally a faſt goer aforehead, and a good field hawk, and in incloſures will kill a pheafant, but being a long winded hawk is unfit for coverts.

To **BAY**, to bark as a dog does; among huntſmen deer are ſaid to bay, when after they have been hard run they turn head againſt the hounds.

**BAY COLOUR**. A bay horſe is what we commonly call red, inclining to cheſnut.

This colour varies ſeveral ways; it is a dark bay, or a light bay, according as it is more or leſs deep: and we have likewiſe dapple bays.

All bay horſes have black manes, which diſtinguiſhes them from the ſorrel, that have red or white manes.

**BAYARD**, a bay horſe.

**BEAGLES**, hunting dogs, of which there are ſeveral ſorts, *viz.* the ſouthern beagle which is ſomething leſs than the deep mouthed hound, and ſomething thicker and ſhorter.

The fleet northern, or cat beagle, which is ſmaller, and of a finer ſhape than the ſouthern beagle, and is a hard runner.

Theſe two beagles by croſſing the ſtrains, breed an excellent ſort, which are great killers.

There is alſo a very ſmall ſort of beagles, not bigger than a lady's lap dog, which make pretty diverſion in hunting the coney; and alſo the ſmall hare, if the weather

be dry; but by reaſon of their ſmallneſs this ſort is not ſerviceable.

**BEAK**, the nib, or bill, of a bird in falconry, the upper part of a hawk's bill that is crooked.

**BEAKING**, [in cock-fighting] the fighting of thoſe birds with their bills, or holding with the bill, and ſtriking with the heels.

**BEAM**, [in the head of a deer] is that part which bears the antlers, royals, and tops, and the little ſtreaks therein called cutters.

**BEAM FEATHERS**, are the long feathers of a hawk's wing.

*Of the nature and properties of a BEAR, and after what manner hunted.*

There are two ſorts of bears, a greater and a leſſer; the laſt is more apt to climb trees than the other.

Bears are bred in many countries; in the *Helvetian Alpine* region, they are ſo ſtrong and courageous, that they can tear to pieces both oxen and horſes, for which cauſe the inhabitants are ſtudiouſly laborious in the taking them.

A bear is of a moſt venerous and luſtful diſpoſition, for day and night the females with moſt ardent inflaming deſires, do provoke the males to copulation, and for this cauſe at that time they are moſt fierce and angry.

The time of their copulation is in the beginning of winter, and the manner of it is like to a man's; the male moveth himſelf upon the belly of the female, which lieth flat on her back, and they embrace one another with their fore-feet; they remain a very long time in that act.

They are naturally very cruel and miſchievous unto all tame beaſts, and very ſtrong in all parts of their body but their head, where a ſmall blow will kill them.

They go to mate in the beginning of the winter, ſome ſooner, ſome later, according to their reſt and feeding; and their heat laſteth not more than fifteen days.

When the ſhe-bear perceiveth herſelf with whelp, ſhe withdraws herſelf into ſome cave,



cave or hollow rock, and there remains till she brings forth her whelps.

When they enter into their den, they convey themselves backward, that so they may put out their footsteps from the sight of the hunters.

The nature of all of them is to avoid cold, and therefore in the winter time they hide themselves, chusing rather to suffer famine than cold, lying for three or four months together, and never see the light; whereby, in a manner, their guts are clung together; and coming forth, are so dazzled by long darkness, being in the light again, that they stagger and reel too and fro: and then by a secret instinct they remedy the streightness of their guts, by eating an herb, called Arum; in English Wake-robin, or Calves-foot; by the acidity whereof their guts are enlarged: and being recovered, they remain more fierce and cruel than at other times, while their young are with them.

They are whelped most commonly in *March*; sometimes two, and not above five in number: the most part of them are dead one whole day after they are whelped, but the she bear so licks them and warms them with her breath, and hugs them in her bosom, that she quickly revives them.

As soon as the dam perceiveth her cubs to grow strong, she suckleth them no longer, by reason of their curstness; as they will bite her if they cannot get suck enough.

After this she preyeth abroad upon any thing she can meet with, which she eats and casts up to her young ones; so feeds them till they can prey themselves. They will climb a tree for the fruit.

If they be hunted they will follow a man, but not run at him unless they are wounded.

They are very strong in their paws; they will so hug a man, or dog, till they have broke his back, or squeezed the guts out of his belly: with a single paw they will pull a lusty dog to their tearing and devouring mouth.

They bite so very severely, that they will bite a man's head to the brains: as for an arm or leg, they will crush it, as a dog does a slender bone of mutton.

When they are hunted, they are so heavy that they make no speed, and are always in sight of the dogs: they stand not at bay as the boar, but fly wallowing; but if the hounds stick in, they will fight valiantly in their own defence; sometimes they will stand up straight on their hinder feet, which you may take as a sign of fear and cowardice, for they fight stoutest and strongest on all four.

They have an excellent scent, and will smell farther than any other beast, except a boar.

They may be hunted with hounds, mastiffs, or grey-hounds; and they are chased and killed with bows, boar-spears, darts, and swords: so are they also taken in snares, caves, pits, and with other engines.

They naturally abide in great mountains; but when it snows, or is hard weather, then they descend into vallies and forests for provision.

They cast their lessees sometimes in round croteys, and sometimes flat, like a bullock, according to their feeding.

They go sometimes a gallop, and at other times an amble; but they go most at ease when they wallow.

When they come from their feeding, they beat commonly the high ways and beaten paths, and wheresoever they go out of the high ways, there you may be sure they are gone to their dens: for they use no doubling nor subtilties.

They tumble and wallow in water and mire, as swine, and they feed like a dog: some say their flesh is very good food.

The best way of finding the boar is with a lean hound; and yet he who is without one, may trail after a bear as we do after a buck or roe, and you may lodge and hunt them as you do a buck.

For the more speedy execution, mingle mastiffs among the hounds; for they will pinch the bear, and so provoke her to anger, until at last they bring her to the bay, or else drive her out of the plain into the covert, not letting her be at rest till she fights in her own defence

BEARD

**BEARD IN ANGLING**, is that part of the hook which is a little above the point, and projecting out, to hinder the fish from slipping off the hook.

**BEARD, OR UNDER BEARD, OR CHUCK OF A HORSE**, is that part underneath the lower mandible on the outside, and above the chin, which bears the curb of the bridle. It is also called the chuck. *See* CURB and GENETTE.

**BEARD OF A HORSE**, should neither be too high raised, nor too flat, so that the curb may rest in it's right place.

It should have but little flesh upon it, and be almost nothing but skin and bone, without any kind of chops, hardness, or swelling.

*High* **BEARING COCK**, one larger than the cock he fights with.

**BEASTS OF THE CHACE**, are five, the buck, the doe, the fox, the roe, and the martin.

**BEASTS OF THE FOREST**, are the hart, the hind, the hare, the boar, and the wolf.

**BEASTS and FOWLS OF THE WARREN**, are the hare, the coney, the pheasant, and the partridge.

**BEARING CLAWS**: the foremost toes of a cock are so called by cock-fighters, which, if they be hurt or gravelled he cannot fight.

*To* **BEAT**, [with hunters] a term used of a stag which runs first one way and then another, who is then said to beat up and down: also the noise made by conies in rutting time, which is called beating, or tapping.

**BEAT UPON THE HAND** *See* CHACK.

**BEAT**, to beat the dust or powder, is said of a horse that at each time or motion, does not take in ground or way enough with his fore-legs.

A horse beats the dust at *terra a terra*, when he does not imbrace, or take in ground enough with his shoulders, and makes all his times and motions too short, as if he made them in one place.

He beats the dust at curvets, when he does them too precipitately, and too low.

He beats upon a walk, when he walks too short, and makes but little way, whether in straight lines, rounds, or passagings.

**BEAVER**, this animal differs not much from the otter, excepting his tail, being of a colour somewhat yellow, interspersed with ash. There are great numbers of them in *Virginia, New-England, New-York*, and those parts: and the river *Tivy* in *Wales*, was once famous for this animal.

They are an amphibious animal like the otter, living both on land, and in water; both fresh and salt; keeping in the last in the day, and on the first in the night: but without water they cannot live; for they participate much of the nature of fish, which may be gathered from their tails and legs.

They are much about the bigness of mungrel curs; their fore-feet are like those of a dog, and their hinder like those of a goose, having a web to assist them in swimming: they have a short head, a flat hairy snout, small round ears, very long teeth; and the under teeth standing out beyond their lips, about the breadth of three fingers, and the upper about that of half a finger, being very broad, crooked, strong, and sharp, set deep in their mouths; being their only weapon to defend themselves against other animals, and take fish, as it were, upon hooks; and with these they will soon cut asunder a tree as thick as a man's thigh: the tail is without hair, and covered over with a skin like the scales of a fish, about half a foot long, and six fingers broad.

### BEAVER-HUNTING.

The common method of hunting them is thus: their caves, or places of abode, being found, in which are several chambers, or places of retreat, by the water-side, built one over another for them to ascend or descend, according as the water rises or falls; and the building of them is admirable to behold; being made with sticks, and plastered with dirt, very artificially, in form of a bee-hive; but for largeness, as big as a moderate sized oven.



These caves being found, you must make a breach therein, and put a little dog in it; which when the beaver perceives, he instantly makes to the end of his cave, and there defends himself with his teeth till all his building is raz'd or demolished, and he is exposed to his enemies, who kill him with proper instruments. The dogs used for killing them are such as for the otter.

The beaver cannot dive long under water, but must put up his head for breath; which being seen by those that are hunting them, they kill them with gun-shot, or spears, such as are used for killing the otter.

They are taken for their skins and cods, which are of a high price: those skins are best that are blackest.

One who dwelt in *Virginia*, gives the following account of them. That they dwell, or inhabit, in low, moorish, boggy places, through which runs a rill of water; and this rill, at some convenient place, they stop, by making a dam cross it; and by this dam (which is made artificially with earth and sticks) they make their caves; and to which belong commonly two or three hundred beavers, resembling as it were a town.

If this dam is at any time broken by any to take them, or otherwise becomes decayed, (the water being their chief refuge) they immediately repair it.

And that by observation, they have a chief, over them, who takes care thereof; the rest are very observant to him when he has assembled them together, which he does by flapping his tail in the water, and so making a noise.

BED and BEDDING IN ANGLING, are said of hairs where they are twisted kindly, so that the link is equally round in every part. Also the substance of the body of an artificial fly. Eels are said to bed, when they get into the sands or mud in large quantities.

BED OF SNAKES; a name hunters give to a knot of young ones; and a roe is said to bed, when she lodges in a particular place.

BELLING, } [with hunters] the noise  
BELLOWING, } made by a hart in rutting time.

BELLY; a thick bellied, a well-bodied, a well thick-flanked horse; that is, a horse that has large, long, and well made ribs; or such as are neither too narrow nor too flat: thence they say,

Such a horse has no body, he is thin flanked; that is, his ribs are too narrow, or short, and the flank turns up: which makes his body look flankless, like a grey-hound.

A horse of this nature is commonly called in *French*, an *estrac*; which generally speaking, is a fine sort of tender horses, not very fit for travelling or fatigue, unless they feed very heartily.

We reject all coach-horses that are not well bodied, all that are narrow or thin gutted, and seem to have the hide or skin of their flanks stitched upon their ribs: but a hunter is not the worse liked for being light bellied: nay, on the contrary, he is preferred to a thicker flanked horse, provided he is well winded, of good mettle, light, and a great eater.

BELLY-FRETTING, } is a grievous  
BELLY-ACHE, } pain in the belly of an horse, besides the cholic, proceeding either from eating of green pulse, which grows on the ground, or raw, undried peas, beans, or oats; or else when sharp, fretting humours, inflammations, or abundance of gross matter, is got between the great gut and the panicle: the signs of which pain, is much wallowing, great groaning, &c.

The cure is to rake the horse, by first anointing your hand with fallad oil, and thrusting it into his fundament, and pulling out as much dung as can be reached; and afterwards to give him a glister of water and salt mixed together; and then give him to drink the powder of wormwood and centaury, brewed in a quart of malmsey.

BEVY, OF ROE-BUCKS, [with Foresters] a herd, or company of those beasts.

BEVY, OF QUAILS, [with Fowlers] is a term used for a brood, or flock of young quails.

BEWITS [in Falconry] pieces of leather, to which a hawk's bells are fastened, and buttoned to his legs.



**BILLITTING**, [among Hunters] the ordure, or dung of a fox.

**BINDING**, [in Falconry] a term used in tiring; or when a hawk seizes his prey.

**BIRD**. Birds are either land-fowl, or water-fowl. Those that are brought up in cages, require that some care should be taken of them when they happen to be hurt, or fall sick; for which the following remedies may be used, as there is occasion.

For those that are hurt, gently pull off the feathers from the place, or you may cut them; and spreading a *villa magna* plaister upon soft leather, apply it thereto.

To bring birds to an appetite, take rhubarb, agaric, aloes, saffron, cinnamon, anise, and sugar candy, of each a dram; beat all these ingredients together, and reduce them into a powder; and give them as much of this powder as will lie upon a silver penny, in a pellet, at night: and this will make them cast much.

To purge birds, and bring them to a stomach, give them two pills of the old liquid conserve of province roses, of about the bigness of a small pea.

We proceed next to the ways how to take birds that are at large: there is a way of intoxicating, and catching them with your hands; in order to which, take some lees of wine, and hemlock juice, and having tempered them together, let some wheat, for the space of one night, be steeped therein; then throwing the same into a place where the birds resort to feed, when they have eaten thereof, they will drop down.

There are various ways of taking birds; one of which is in the night, with a low-bell, hand-net, and light; a sport used in plain, and champaign countries; also in stubble fields, especially that of wheat, from the middle of *October* to the end of *March*; and that after this manner.

At night, when the air is mild, and the moon does not shine, take your low-bell, which must be of a deep and hollow sound, of such a reasonable size, that a man may carry it conveniently with one hand; and which does toll just as a sheep's while it feeds: you must also have a box, much like

a large lanthorn, and about a foot and a half square, big enough for two or three great lights to be set in it; and let the box be lined with tin, and one side open, to cast forth the light; fix this box to your breast to carry before you, and the light will cast a great distance before you, very broad, whereby you may see any thing that is on the ground, within the compass of the light, and consequently the birds that roost on the ground.

As for the taking them, have two men with you, one on each side; but a little after you, to the end they may not be within the reflection of the light that the lanthorn or box casts forth; and each of them must be provided with an hand-net of about three or four foot square, which must be fixt to a long stick, to carry in their hands; so that when either of them sees any bird on his side, he must lay his net over them, and so take them up, making as little noise as possible; and they must not be over hasty in running to take them up; but let him that carries the light and low-bell, be the foremost, for fear of raising others, which their coming into the limits of light may occasion; for all is dark, except where the light casts its reflection.

'Tis to be observed, that the sound of the low-bell causes the birds to lie close, and not dare to stir, while you put your nets over them; and the light is so terrible to them, that it amazes them: and for caution, you must use all imaginable silence, for fear of raising them.

If you would practise this sport by yourself, then carry the low-bell in one hand, as before directed, and in the other a hand-net, about two foot broad, and three foot long, with an handle to it; which is to lay upon them as you spy them. Some like this way better than the former.

If you take a companion, you may have a fowling-piece, to the end that if you espy a hare, the better way is to shoot it: for it is hazardous to take it with a net.

Some there are, who instead of fixing the light to their breast, as aforesaid, tie the low-bell to their girdle, by a string which hangs

hangs to their knees, and their motion causes the bell to strike; and then they carry the light in their hand, extending the arm before them; but the lanthorn, or box, must not be so large as that which you fix to your breast.

Another way of taking small birds, is by bat-fowling, the same being likewise a night-exercise; by which you may take all sorts of birds, both great and small, that roost not only on the ground, but on shrubs, bushes, hawthorn trees, and the like places.

The depth of winter is the best season for this sport; and the darker the night, and colder the weather, so much the better. See **BAT-FOWLING**.

Some take great and small-fowl by night, in champaign countries, with a long tramel-net, which is much like the net used for the low-bell, both for shape, bigness, and mesh; for which see Plate XVI. This net is to be spread upon the ground, and let the nether or further end thereof, being plumbed with small plummetts of lead, lie close on the ground; and then bearing up the former end by the strength of men, at the two foremost ends only, trail it along the ground; not suffering that end which is born up, to come near it, by at least a yard.

Then at each end of the net must be carried great blazing lights of fire, such as have been spoken on before; and by the lights men must, with long poles, raise up the birds as they go, and as they rise under the nets, to take them: and you may in this manner go over a whole corn-field, or other champaign ground, which will yield both pleasure and profit.

There are, and may be, more ways than one for taking small birds, when the ground is covered with snow; to instance in the following one; see **PLATE II. Fig. 2.** pitch upon a place in your yard or garden, from which you may see the birds about twenty or thirty paces from some window or door, from whence the birds cannot see you, to the end they may not be frightened: clear this place of the snow, to the breadth

of six or seven foot, and of the same length so as to form a square, as represented by the lines, O, P, Q, R: place a wooden table, or door, in the middle, as at A, to which you must have fastened before at the sides, B, C, D, E, some small pieces of pipe-staves, about six inches long, and an inch broad: but before you nail them on, make a hole, exceeding the thickness of the nail, to the end it may easily turn about each nail.

You are, under the four ends which are not nailed, to place four pieces of tile, or slate, to hinder them from penetrating into the ground, as you may see at F, and G, in such a manner that the table may not be fixed, but with the least jog fall down.

You must make a small notch, or little stay, in the end of the table, at the place marked H, in order to put into it the end staff marked I, which should be seven inches long, and one broad, and the other end ought to rest upon a piece of tile, or slate; so that the door, or table hanging thereon, would be ready to fall towards the horse, were it not for that piece of wood which is boarded towards the middle, in order to put in and fasten the end of a small cord, whose other end is conveyed to the window or door, M, N, designed for this purpose.

This done, put some straw upon the table to cover it, with some corn underneath it, and a little about it: now, so soon as the hungry little birds see the earth free from snow, and covered with straw, they will fly thither; and when they have eat up the corn about the table, they will also proceed to feed upon that under it: you must from time to time peep through some hole in the door, or leave it little open, and when you find the birds have got under the machine, pull the cord M, which will draw out the stick I, and so the table will fall upon the birds, which you must presently seize, and set your machine as before.

If the table does not fall readily enough, but so that the birds may have time to escape, and if it be not heavy enough of itself, you must lay earth, or some such thing, upon it, that may the least frighten the birds from coming near it.



Small birds may be taken in the night-time, with nets and sieves: they retire in the winter time into coppices, hedges, and bushes, by reason of severe cold and winds, which incommode them. The net made use of for this purpose, is that which the *French* call a *carrelet*, represented in *Plate II. fig. 5.*

Take two poles, A B C D, E F G H, let them be strait, and light, ten or twelve foot long; to the end the net may be lifted up high enough wherewith to take the birds: tie the net to these two poles, beginning with the two corners, at the two small ends A, E, tie the other two corners, C, G, as far as you can toward the two thick ends of the poles, D, H, fasten packthreads all along at both the sides, or two or three places; to each as you see marked by the capital and small letters, a B, b C, F d. There must be three or four persons employed, one to carry the net, another to carry the light, and a third a long pole.

As soon in the night as you have got to the place whither you think the birds are retired, and have found a good bush, or kind of thicket, the net must be unfolded, and pitched where it should be, and exactly to the height of the bush: and it must be so ordered, that the net be placed between the wind and the birds; for it is the nature of all birds to roost with their breasts against the wind. The other person, with the lighted torch, must stand behind the middle of the net, and the third must beat the bushes on the other side of the hedge, and drive the birds towards the light: he must lay on stoutly with his pole; the birds supposing it to be day will make towards the light, and so falling into the net, become a prey to you: when you have taken them out, you may pitch your net again.

In great timber woods, under which holly bushes grow, birds usually roost; and there much game is to be met with.

By this way, twenty or thirty dozen of birds, have been taken in one night.

This sport is so much the better when the weather is cold and dark.

You may divert yourself from *September*

to *April*, in taking all sorts of birds in the middle of a field; and make use of the following device.

Pitch upon a place in a piece of ground early in the morning, remote from tall trees and hedge; where stick in the ground three or four branches of coppice wood, as A, B, T, *Plate II. fig. 6.* five or six foot high; and so intermingle the tops of them, that they may keep close and firm like a hedge: take two or three boughs of blackthorn, as C, D, let them be as thick and close as may be, and place them on the top of the coppice branches, where you must make them fast: provide yourself with four or five dozen of small lime-twigs, nine or ten inches long, and as slender as can be got: glew them all along, within two inches of the thick end, which must be cleft with a knife: place them near, and upon the hedge, and let them be kept up by placing the cleft end slightly upon the point of the thorns, and let the middle be borne up a little with some other higher thorn, so that they may stand sloping, without touching one another; ranging them all in such a manner, that a bird cannot light upon the hedge without being entangled. See *Plate II. fig. 6.*

You should always have a bird of the same sort you design to catch, and bring him up in a small cage that is light and portable: these cages must be placed upon small forked sticks, as F, G, ten inches from the ground, stuck on one side the artificial hedge, or bush, at a fathom's distance; after which retire thirty paces towards S, where you are to stick two or three leaved branches in the ground, which may serve for a lodge, or stand, to hide yourself.

When you have taken three or four birds of any sort, you must make use of a device represented by figure 4: take a small stick, I, H, two foot long, and fix it quite upright in the ground, at the distance of about two fathoms from the tree; fasten a small pack-thread to the end I, which must be on a small forked stick, L M, two foot high, and fix it in the ground, four fathoms distant from the other, I H: let the end of it

be conveyed to your stand, then tie the birds you have taken, by the legs, to that pack-thread, between the stick IH, and the forked one, LM: the letters N, O, P, Q, R, represent them to you: the thread made use of for this purpose, must be two foot long, and so slack that the birds may stand upon the ground. This done retire to your stand; and when you see some birds fly, pull your pack-thread S, and the birds that are tied will fly, by which means you may take a great many birds; for those that hover in the air perceiving the others fly, will imagine they feed there, which will bring them down, and they'll light upon the lime-twigs; from which you may take them without any difficulty.

As soon as the small birds have done with their nests, which will be about the end of *July*, you may take them in great numbers, when they go to drink along rivulets, about springs, ditches, and pools, in the fields and woods. See *Plate II, fig. 7.*

Suppose the place marked with the letter A, should be the middle of a ditch, or pool full of water, where birds come to drink: make choice of a bank where the sun comes but little, as at B; remove every thing that may obstruct the birds to come easily at the water; take several small lime-twigs, a foot long, which you must lime over, to within two inches of the thickest end, which must be sharp-pointed, in order to fix them in a row along the bank B, in such a manner, that they may all lie within two fingers breadth of the ground: they must not touch one another: when you have enclosed this bank, cut some small boughs or herbs, all which place round the water at the sides marked C, L, Y, where the birds might drink, and this will oblige them to throw themselves where the lime-twigs are, which they cannot discern, and leave no place uncovered round the water, where the birds may drink, but that at B: then retiring to your stand to conceal yourself, but so as that you may see all your lime-twigs, and when any thing is caught, hasten to take it away and replace

the lime sticks, where there is occasion. But as the birds which come to drink, consider the place where they are to alight for it, for they do it not at once, but rest upon some tall trees if there are any, or on the top of bushes, and after they have been there some time get to some lower branches, and a little after alight on the ground; in this case you must have three or four great boughs like those represented at the side Y, which you are to pitch in the ground at the best place of access to the ditch, about a fathom distant from the water: take off the branches from the middle, to near the top, and let the disbranched part be sloping toward the water, to the end you make notches therein with a knife, at three fingers distance from each other, in order to put in several small lime-twigs, as you see by the cut, you must lay them within two fingers breadth of the branch, and so dispose them in respect to one another, that no bird which comes to alight thereon can escape being entangled: it is certain if you take six dozen of birds, as well on the boughs as on the ground, you will catch two thirds on the branches at Y. See *Plate II, fig. 7.*

The time for this sport, is from two in the morning, till evening half an hour before sun-set; but the best time is from about ten to eleven, and from two to three; and lastly an hour and half before sun-set, when they approach to the watering place in flocks, because the hour presses them to retire to roost.

The best season for this diversion, is when the weather is hottest; you must not follow it when it rains, nor even when the morning dew falls, because the birds then satisfy themselves with the water they find on the leaves of trees, neither will it be to any purpose to pursue the sport when the water after great rains lies in some place on the ground: it must first dry up, or else you will lose your labour.

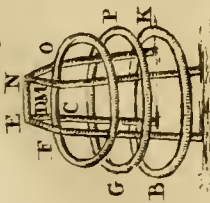
Large, as well as small birds, are taken at such watering places. See *LOW-BELL, and PITFALL.*

**BIRDLIME**, stuff prepared after different ways; the common method is to peel a good





Approaching



Bird

Fig. 2.

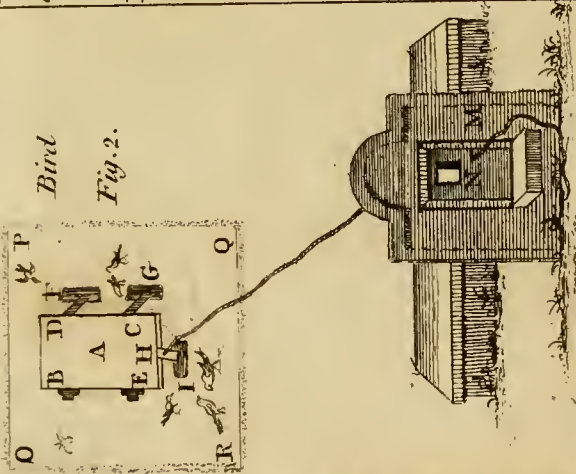


Fig. 5.

Bird

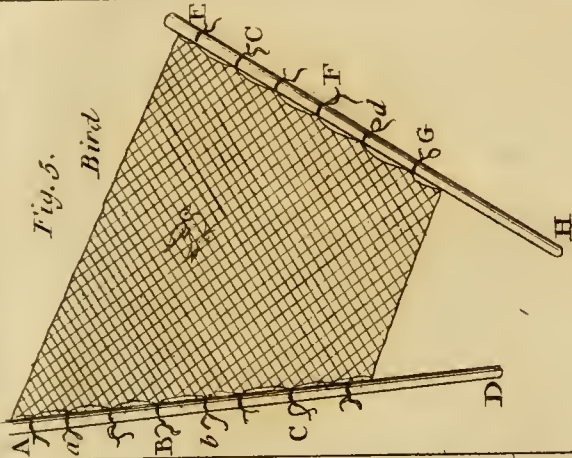
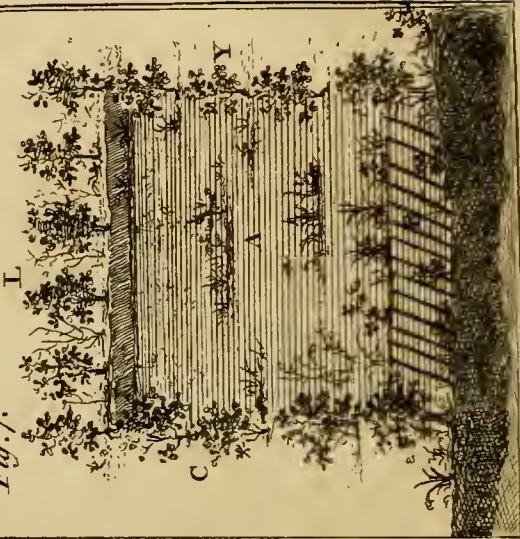


Fig. 6. Bird



Fig. 7.





good quantity of holly bark about mid-summer, fill a vessel with it, put spring water to it, boil it till the grey and white bark arise from the green, which will require twelve hours boiling; then take it off the fire, drain the water well from it, separate the barks, lay the green bark on the ground in some cool cellar, covered with any green rank weeds, such as dock-thistles, hemlock, &c. to a good thickness; let it lie so fourteen days, by which time it will be a perfect mucilage; then pound it well in a stone mortar, till it becomes a tough paste, and that none of the bark be discernible; you then wash it well in some running stream, as long as you perceive the least motes in it: when put it into an earthen pot to ferment, scum it for four or five days, as often as any thing rises, and when no more comes change it into a fresh earthen vessel, and preserve it for use in this manner. Take what quantity you think fit, put it in an earthen pipkin, add a third part of capons or goose grease to it, well clarified, or oil of walnuts, which is better, incorporate them on a gentle fire, and stir it continually till it is cold, and thus it is finished.

To prevent frost: take a quarter of as much oil of petroleum as you do goose grease, and no cold will congeal it: the *Italians* make their's of the berries of the mistletoe-tree, heated after the same manner, and mix it with nut oil, an ounce to a pound of lime, and taking it from the fire, add half an ounce of turpentine, which qualifies it also for the water.

Great quantities of bird-lime are brought from *Damascus*, supposed to be made of sebestens, because we sometimes find the kernels; but it is subject to frost, impatient of wet, and will not last above a year or two good. There comes also of it into *England* from *Spain*, which resists water, but is of an ill scent: it is said the bark of our lantona, or way-faring shrubs, will make as good birdlime as any.

#### How to use BIRDLIME.

When your lime is cold, take your rods, and warm them a little over the fire; then take your lime, and wind it about the top

of your rod, then draw your rods asunder one from another and close them again, continually plying and working them together, till by smearing one upon another, you have equally bestowed on each rod a sufficient proportion of lime.

If you lime any strings, do it when the lime is very hot and at the thinnest, besmearing the strings on all sides, by folding them together, and unfolding them again.

If you lime straws, it must be done likewise when the lime is very hot, doing a great quantity together, as many as you can well grasp in your hand, tossing and working them before the fire till they are all besmeared, every straw having it's due proportion of lime; having so done, put them up in cases of leather for use.

The best way of making water BIRD-LIME is the following:

Buy what quantity you think fit of the strongest birdlime you can procure, and wash it as long in clear spring-water, till you find it very pliable, and the hardness thereof removed; then beat out the water extraordinarily well, till you cannot perceive a drop to appear, then dry it well; after this, put it into an earthen pot, and mingle therewith capon's grease unsalted, as much as will make it run, when add thereto two spoonfuls of strong vinegar, a spoonful of the best fallad oil, and a small quantity of *Venice* turpentine: this is the allowance of these ingredients, which must be added to every pound of strong birdlime as aforesaid.

Having thus mingled them, boil all gently over a small fire, stirring it continually; then take it from the fire, and let it cool; when at any time you have occasion to use it, warm it, and anoint your twigs or straws, or any other small things, and no water will take away the strength thereof.

This sort of lime is best, especially for snipes and feldfares.

*Of taking small BIRDS which use hedges and bushes, with lime-twigs.*

The great lime bush is best for this use,  
G which

which you must take after this manner: cut down the main branch or bough of any bushy tree, whose branch and twigs are long, thick, smooth, and straight, without either pricks or knots, of which the willow or birch tree are the best; when you have pickt it and trimmed it from all superfluities, making the twigs neat and clean, then take the best birdlime, well mixed and wrought together with goose greafe, or capons greafe, which being warmed, lime every twig therewith within four fingers of the bottom.

The body from whence the branches have their rise must be untouched with lime.

Be sure you do not daub your twigs with too much lime, for that will give distaste to the birds, yet let none want it's proportion, or have any part left bare which ought to be touched: for as too much will deter them from coming, so too little will not hold them when they are there. Having so done, place your bush in some quickset or dead hedge near unto towns ends, back yards, old houses, or the like; for these are the resort of small birds in the spring time; in the summer and harvest, in groves, bushes, or white-thorn trees, quickset hedges near corn fields, fruit trees, flax and hemp lands; and in the winter about houses, hovels, barns, stacks, or those places where stand ricks of corn, or scattered chaff, &c.

As near as you can to any of these haunts plant your lime bush, and place yourself also at a convenient distance undiscovered, imitating with your mouth several notes of birds, which you must learn by frequent practice, walking the fields for that purpose very often, observing the variety of several birds sounds, especially such as they call one another by.

Some have been so expert herein, that they could imitate the notes of twenty several sorts of birds at least, by which they have caught ten birds to another's one that was ignorant therein.

If you cannot attain it by your industry, you must buy a good bird-call, of which there are several sorts, and easy to be made;

some of wood, some of horn, some of cane, and the like.

Having learnt first how to use this call, you should sit and call the birds unto you, and as any of them light on your bush, step not out unto them till you see them sufficiently entangled; neither is it requisite to run for every single bird, but let them alone till more come, for the fluttering is as good as a stale to entice them.

This exercise you may use from sunrise till ten o'clock in the morning, and from one till almost sun-set.

You may take small birds only with lime-twigs, without the bush.

Some have taken two hundred or three hundred small twigs about the bigness of rushes, and about three inches long, and have gone with them into a field where there were hemp cocks: upon the tops of half a score lying all round together, they have stuck their twigs, and then have gone and beat that field, or the next to it, where they saw any birds, and commonly in such fields there are infinite numbers of linnets and green-birds, which are great lovers of hempseed.

And they flying in such vast flocks, they have caught at one fall of them upon the cocks eight dozen at a time.

But to return there is another way of taking birds, with lime-twigs, by placing near them a stale or two made of living baits, placing them aloft that they may be visible to the birds thereabouts, who will no sooner be perceived, but every bird will come and gaze, wondering at the strangeness of the sight, and having no other convenient lighting place but where the lime-twigs are you may take what number you like of them. But the owl is a far better stale than the bat, being bigger and more easily to be perceived, besides he is never seen abroad, but he is followed and persecuted by all the birds that are near.

If you have not a living bat or owl, their skins will serve as well, stuffed, and will last you twenty years; there are some have used an owl cut in wood and naturally painted, with great success.

*Another*



*Another method of taking all manner of small  
BIRDS with BIRDLIME.*

In cold weather, that is in frost or snow, all sorts of small birds gather together in flocks, as larks, chaffinches, linnets, goldfinches, yellow-hammers, buntings, sparrows, &c.

All these, except the lark, perch on trees or bushes, as well as feed on the ground.

If they resort about your house, or adjacent fields, then use birdlime that is well prepared and not too old; which order after the following manner.

Put the birdlime into an earthen dish, adding to it some fresh lard or capon's grease, putting one ounce of either, to a quarter of a pound of birdlime, then setting it over the fire, melt it gently together; but you must be sure not to let it boil, which would take away the strength of the birdlime and spoil it.

It being thus prepared, and you being furnished with a quantity of wheat ears; cut the straw about a foot long besides the ears, and lime them for about six inches from the bottom of the ears to the middle of the straw; the lime being warmed that it may run the thinner upon the straw, and therefore be the less discernable, and liable to be suspected by the birds.

Then go into the field, carrying with you a bag of chaff, and threshed ears, which scatter around for the compass of twenty yards in width (this will be best in a snowy season), then stick up the limed straws with the ears leaning, or at the ends touching the ground, when retire from the place, and traverse the grounds all round about; and by that means you disturb the birds in their other haunts, and they will fly to the place where the chaff, &c. has been scattered, and the limed straws set up, and by pecking at the ears of corn, and finding that they stick upon them, they will straightway mount up from the earth, and in their flight the bird-limed straws lying under their wings will cause them to fall, and not being able to disengage themselves from the straw, may be taken with ease. You

must not go and take them up, when you see five or six entangled, for that may prevent you from taking as many dozen at a time.

If the birds that fall, where your limed straws are, be larks, do not go near them till they rise of themselves and fly in great flocks; by this method some have caught five or six dozen at a time.

Some of these straws may be laid nearer home, for taking finches, sparrows, yellow-hammers, &c. which resort near to houses, and frequent barn-doors; where they may be easily taken by the foregoing method.

Having performed this in the morning; take away all the limed ears, that so the birds may feed boldly, and not be disturbed or frightened against next morning, and in the afternoon bait the same place with fresh chaff and ears of corn, and let them rest till the next morning; and then having stuck up fresh limed wheat ears, repeat your morning birding recreation.

BISHOPING, a term amongst horse-courfers, which they use for those sophistications they use to make an old horse appear young, and a bad one good, &c.

BITCH, if she grow not proud so soon as you would have her, she may be made so, by taking two heads of garlic, half a castor's stone, the juice of creffes, and about twelve *Spanish* flies or cantharides; all which boil together in a pipkin which holds a pint, with some mutton, and make broth thereof; give her some twice or thrice and she will infallibly grow proud: the same pottage given to a dog will make him desirous of copulation,

Again when she is lined and with puppy, you must not let her hunt, for that will make her cast her whelps, but let her walk up and down the house and court unconfined, and never lock her up in her kennel, for she is then impatient for food, and therefore you must make her some broth once a day.

If you will spay your bitch, it must be done before ever she has a litter of whelps, and in spaying her, take not out all the roots or strings of the veins, for in so doing,

it will much prejudice her reins, and hinder her swiftness ever after, whereas by leaving some behind it will make her much stronger and more hardy; but whatever you do, spay her not when she is proud, for that will endanger her life, but it may be done fifteen days after; though the best time of all is when the whelps are shaped within her.

For the rest. See DOGS, and choosing of them.

BITT, OR HORSE-BITT, in general, signifies the whole machine of all the iron appurtenances of a bridle; as the bitt-mouth, the branches, the curb, the sevil-holes, the tranchevil, and cross the chains; but it often signifies only the bitt-mouth in particular.

BITT-MOUTH, is a piece of iron forged several ways, in order to be put into a horse's mouth, and to keep it in subjection.

Of these bitt-mouths, some are single cannon mouths, some are cannon mouths with an upset, or mounting liberty; some scatch mouths, some mouths after the form of a barge, some with two long turning olives, and several other sorts; all with different liberties for the tongue, or without liberty.

But all bitt-mouths ought still to be proportioned to the mouth of the horse, according as it is more or less cloven and wide, or more or less sensible and tender; according as the tongue and the lips are higher or flatter, and as the palate is more or less fleshy: observing with all, that if the horse be old, the palate will always have but little flesh upon it.

A bitt-mouth all of a piece, without a joint in the middle, is called by the *French*, a bitt that presses *de l'entier*. See BARS.

BITTS: the iron which is put into a horse's mouth, is called a bitt, or bitt-mouth; in the middle whereof there is always an arched space, for the lodging of the tongue; which is called the liberty. It is the opinion of the Duke of *Newcastle*, that as little iron as possible, should be put into a horse's mouth: and we seldom use any other than snaffles, cannon-mouths jointed in the middle, cannon with a fast-

mouth, and cannon with a port-mouth, either round or jointed.

As for the bitts in use, besides the snaffle, or small watering-bitt, there is the cannon-mouth jointed in the middle, which always preserves a horse's mouth whole and sound; and though the tongue sustains the whole effort of it, yet it is not so sensible as the bars; which are so delicate, that they feel it's pressure through the tongue, and thereby obey the least motion of the rider's hand.

The larger it is towards the ends fixed to the branches, the gentler it will be. We should make use of this mouth to a horse as long as we can; that is, if with a simple cannon-mouth we can draw from a horse all the obedience he is capable of giving, it will be in vain to give him another; this being the very best of all.

The cannon with a fast mouth is all of one piece, and only kneed in the middle, to give the tongue freedom: It is proper to secure those mouths that chack or beat upon the hand: it will fix their mouths, because it rests always in one place; so that deadening the same, in a manner, thereby, the horse loses his apprehensiveness, and will soon relish his bitt-mouth better than the last; which being jointed in the middle, rests unequally upon the bars: this however, because not jointed in the middle, is more rude. The middle of this bitt should be a little more forward, to give the more play to the horse's tongue; and the bitt should rest rather on the gums, or outsides of the bars, than upon their very ridges.

The fourth sort is called, the cannon-mouth with the liberty; after the form of a pidgeon's neck. When a horse's mouth is too large, so that the thickness thereof supports the mouth of the bitt, that it cannot work it's effects on the bars, this liberty will a little disengage it, and suffer the mouth of the bitt to come at, and rest upon, his gums; which will make him so much the lighter upon the hand.

The port-mouth, is a cannon, with an upset or mounting liberty; proper for a horse with a good mouth, but a large tongue working it's effects upon the lips and gums:  
and



and because the tongue is disengaged, it will subject the horse that hath high bars, and in some degree sensible. This useful bitt, if well made, will never hurt a horse's head.

The scatch-mouth, with an upset or mounting liberty, is ruder than a cannon-mouth, because not fully so round, but more edged; and preferable to them in one respect; which is, that those parts of a cannon-mouth to which the branches are fastened, if not well riveted, are subject to slip; but the ends of a scatch-mouth can never fail, because of their being overlapped; and therefore much more secure for vicious and ill-natured horses.

Mr. *Pignatell's* cannon-mouth with the liberty, is proper for a horse with a large tongue and round bars, as being only supported a little by his lips. Care should be had, never to work a horse with one rein, as long as he has one of these bitt-mouths. The description Sir *William Hope* gives of this bitt, is, that it has a gentle falling and moving up and down; and the liberty so low as not to hurt the horse's mouth; and certainly the best bitt for horses that have any thing of a big tongue.

Some are of opinion, that the best way to fit a horse exactly with a bitt, is to have a great many bitts by them, and change till they hit the right: but at first, be sure to let him have a gentle one; and be rightly lodged in his mouth, so as not to frumple his lips, or to rest upon his tusks: then let him be mounted, and pulled two or three steps back; whereby you will know if his head be firm, if he performs frankly, or only obeys with reluctance; that so you may give him another bitt, which may gain his consent. If he inclines to carry low, you are not to give a liberty for the tongue, which will rise too high; for that, by tickling his palate, would bring his head down between his legs. *Note*, that large curbs, if they be round, are always most gentle.

BLACK, MOOR, or COAL-BLACK, is the colour of a horse that is of a deep, shining, and lively black. Horses entirely black, are accounted dull, but those with a white

foot or white spots in their forehead, are more alert and sprightly.

BLACK-BIRD; this bird is known by all persons.

She makes her nest many times when the woods are full of snow, which happens very often in the beginning of *March*; and builds it upon the stumps of trees, by ditch-sides, or in a thick hedge; being at no certainty, like other birds: the outside of her nest is made with dry grass and moss, and little dry sticks and roots of trees; and she daubs all the inside with a kind of clayey earth; fashioning it so round, and forming it so handsome and smooth, that a man cannot mend it.

They breed three or four times a year, according as they lose their nests; for if their nests are taken away, they breed the sooner: the young ones are brought up with almost any meat whatsoever.

This bird sings about three months in the year, or four at most, though his song is worth nothing; but if he be taught to whistle, he is of some value, it being very loud, though coarse; so that he is fit for a large place, not a chamber.

When black-birds, thrushes, &c. are taken old and wild, and are to be tamed, mix some of their kind among them, putting them into cages of three or four yards square, in which place divers troughs, filled, some with hawes, some with hemp-feed, and some with water; so that the tame teaching the wild to eat, and the wild finding such a change, and alteration of food, it will, in twelve or fourteen days, make them grow very fat, and fit for the use of the kitchen.

BLADDER ANGLING, is as much for diversion as use. It is generally practised in large ponds, with an ox's bladder, and a bait fixed on an armed hook, or a snap-hook. The quick rising of the bladder after it has been pulled under water, never fails to strike the fish as effectually as a rod; and let him struggle as much as he will the bladder always secures him. *See* ANGLING.

BLAIN, a distemper incident to beasts, being a bladder growing on the root of the tongue,

tongue, against the windpipe, which swells to such a pitch as to stop the breath. It comes by great chafing and heating of the stomach, and is perceived by the beasts gaping and holding out his tongue, and foaming at the mouth. To cure it, cast the beast, take forth his tongue, and then flitting the bladder, wash it gently with vinegar and a little salt.

**BLAZE.** See **STAR** and **WHITE-FACE**

**BLAZES.** It is a notion, that those horses that have white faces or blazes, if the blazes be divided in the middle, crossways, is the mark of an odd disposition.

**BLEAK,** and **BLEAK-FISHING:** some call this a fresh water sprat, or river-swallow, because of it's continual motion; and others will have this name to rise from the whitish colour, which is only under the belly.

It is an eager fish, caught with all sorts of worms bred on trees or plants; as also with flies, paste, and sheep's blood, &c.

And they may be angled for with half a score hooks at once, if they can be all fastened on: he will also in the evening take a natural, or artificial fly; but if the day be warm and clear, no bait so good for him as the small fly at top of the water: which he'll take at any time of the day, especially in the evening: and indeed there are no fish yield better sport to a young angler than these; for they are so eager that they will leap out of the water for a bait: but if the day be cold and cloudy, gentles and caddis are best; about two foot under water.

There is another way of taking bleak, which is by whipping them in a boat, or on a bank-side, in fresh water, in a summer's evening, with a hazel top, about five or six foot long, and a line twice the length of the rod: but the best method is with a drabble; which is, tie eight or ten small hooks a-cross a line, two inches above one another, the biggest hook the lowermost, (whereby you may sometimes take a better fish) and bait them with gentles, flies, or some small red worms; by which means you may take half a dozen, or more at a time.

**BLEMISH,** a hunting term; used when

the hounds, or beagles, finding where the chace has been, make a proffer to enter, but return.

**BLEND-WATER,** called also **MORE-ROUGH,** a distemper incident to black cattle, comes either from the blood, from the yellows, or from the change of ground. In order to cure it, take bole-armoniac, and as much charcoal dust as will fill an egg-shell, a good quantity of the inner bark of an oak, dried, and powdered, by pounding the whole together, and give it to the beast in a quart of new milk, and a pint of earning.

**BLEYNE** or **BLEYME,** an inflammation arising from bruised blood between the horse's sole and the bone of the foot, towards the heel: of these there are three sorts, the first being bred in spoiled wrinkled feet, with narrow heels, are usually seated in the inward or weakest quarter. In this case the hoof must be pared, and the matter let out; then let oil de merveille be poured in, and the hoof be charged with a remolade of foot and turpentine.—The second sort, besides the usual symptoms of the first, infects the gristle, and must be extirpated, as in the cure of a quitter bone, giving the horse every day, moistened bran, with two ounces of liver of antimony, to divert the course of the humours, and purify the blood.—The third sort of bleymes, is occasioned by small stones and gravel between the shoe and the sole. In this case the foot must be pared, and the matter, if any, let out: if there be no matter then the bruised sole must be taken out, but if there be matter the fore must be dressed like the prick of a nail. See **HOOF-CAST.**

**MOON BLIND,** denotes horses that lose their sight at certain times of the moon's age: to cure which, take half an ounce of lapis calaminaris, heat it red hot, and quench it in a quarter of a pint of plantain water or white-wine: to this add half a dram of aloes, and a spoonful of camphor, in powder; and letting them dissolve, drop part of it into the eyes of the horse.

**BLINDNESS IN HORSES,** may be thus discerned: the walk, or step of a blind horse, is always uncertain and unequal: so that



that he dares not set down his feet boldly, when led in one's hand: but if the same horse be mounted by an expert horseman, and the horse of himself be a horse of metal, then the fear of the spurs will make him go resolutely and freely, so that his blindness can hardly be perceived.

Another mark by which you may know a horse that has lost his sight, is, that when he hears any body enter the stable, he will prick up his ears, and move them backwards and forwards: the reason is, that a vigorous horse having lost his sight, mistrusts every thing, and is continually in alarm at the least noise he hears.

**BLOCK**, (in Falconry) is the perch upon which they place the hawk. It ought to be covered with cloth.

**BLOOD-HOUND**, is of all colours; but for the generality of a black brown, and reddish in several places, especially upon the breast and cheeks: they have long, thin, hanging down ears, and differ from other dogs only in their cry and barking.

Being set on by the voice or word of their keeper, to seek about for game, and having found it, they will never leave off the pursuit, until it be tired; nor will they change it for any other fresh game that they meet with; and they are observed to be very obedient to their masters.

These hounds are of that property, that they do not only keep to their game while living, but it being by any accident wounded, or killed, will find it out; and that by the scent of the blood sprinkled here and there upon the ground, which was shed in it's pursuit; by which means deer-stealers are often found out.

The blood-hound differs little or nothing in quality from the *Scottish* sluth-hound, excepting that they are of a larger size, and not always of one and the same colour; for they are sometimes red, fanded, black, white, spotted, and of all colours with other hounds; but most commonly either brown or red.

They seldom bark, except in their chace; and are attentive to the voice of their leader.

Those that are white, are said to be

quickest-scented, and surest nos'd, and therefore are best for the hare; the black ones are best for the boar, and the red for the hart and roe.

Though this is the opinion of some, yet others differ from them, because their colour (especially the latter) is too like the game they hunt; although there can be nothing certain collected from their colour; but indeed the black hound is the hardier, and better able to endure the cold than the white ones.

They must be tied up till they hunt; yet are to be let loose now and then a little, to ease their bellies; and their kennels must be kept sweet and dry.

There is some difficulty in distinguishing a hound of an excellent scent; but some are of opinion, that the square and flat nose is the best sign of it: likewise a small head, having all his legs of equal length, his breast not deeper than his belly, and his back plain to his tail; his eyes quick, his ears hanging long, his tail nimble, and the beak of his nose always to the earth; and especially, such as are most silent, and bark least.

You may now consider the various dispositions of hounds, in the finding out of their beast.

Some are of that nature, that when they have found the game, they will stand still till the huntsman comes up; to whom, in silence, by their face, eye, and tail, they shew the game: others, when they have found the foot-steps, go forward, without any voice, or other shew of ear or tail: another sort, when they have found the footings of the beast, prick up their ears a little, and either bark or wag their tails; and others will wag their tails, and not move their ears.

Again, there are some that do none of these; but wander up and down, barking about the surest marks, and confounding their own foot-steps with those of the beast they hunt: or else forsake the way, and so run back again to the first head; but when they see the hare, are afraid, not daring to come near her, except she start first.

These, with others who hinder the cunning

ning labour of their colleagues, trusting to their feet, and running before their betters, deface the best mark, or else hunt counter, and take up with any false scent instead of the true one; or, never forsake the high-ways, and yet have not learned to be silent.

To these also may be added, those which cannot discern the footing, or pricking of the hare, yet will run with speed when they see her; pursuing her very hotly at the first, and afterwards tire, or hunt lazily. All these are not be admitted into a kennel of hounds.

But on the contrary, those hounds which are good, when they have found a hare, make shew thereof to the huntsman, by running more speedily; and with gesture of head, ears, eyes, and tail, winding to the form, or hare's muse, never give over prosecution with a good noise. They have good hard feet, and stately stomachs.

And whereas the nature of the hare is sometimes to leap, and make headings; sometimes to tread softly, with a very small impression in the earth; or sometimes to lie down, and ever to leap or jump out and into her own form, the poor hound is so much the more busied and troubled to retain the small scent of her pricking that she leaves behind her; in which case it is requisite that you assist the hound, not only with voice, eye, and hand, but with a seasonable tune also; for in frosty weather the scent freezes with the earth, so that there is no certainty of hunting till it thaws, or that the sun rise.

In like manner, if a great deal of rain fall between the starting of the hare and time of hunting, it is not right to hunt till the water be dried up; for the drops disperse the scent of the hare; and dry weather collecteth it again.

The summer-time also is not fit for hunting, because the heat of the weather consumeth the scent; and the nights being then but short the hare travelleth not far, feeding only in the morning and evening: besides, the fragrantcy of flowers and herbs then growing, flattens and diminishes the scent the hounds are guided by.

The best time for hunting with these hounds, is in autumn; because then the former odours are weakened, and the earth barer than at other times.

These hounds do not only chase their game while it lives, but after it is dead also, by any manner of casualty, make to the place where it lies; having in this point a sure and infallible guide; that is, the scent and favour of the blood, sprinkled here and there upon the ground; for whether the beast is wounded and lives, and escapes the hands of the huntsman, or if it be killed and carried quite out of the park (if there do but remain some marks of blood shed) these dogs, with no less facility and easiness than greediness, will discover the same by it's scent, carrying on their pursuit with agility and swiftness; upon which account they deserve the name of blood-hounds.

And if a piece of flesh be subtilly stolen and cunningly conveyed away, although all precaution imaginable is used, to prevent all appearance of blood, yet these kind of dogs, by a natural instinct, will pursue deer stealers, though craggy ways and crooked meanders, till they have found them out; and so effectually as that they can discover, separate, and pick them out from a great number of persons; nay they will cull them out, though they intermix with the greatest throng.

**BLOOD**, a distemper in the backs of cattle, which will make a beast go as if he drew his head aside, or after him. In order to cure it, you should slit the length of two points under his tail, and let him bleed well; but if he bleeds too much, knit his tail next the body, and then bind salt and nettles bruised unto it.

**BLOOD-LETTING**; the signs or indications of blood-letting in a horse are these: his eyes will look red, and his veins swell more than ordinary; he will also have an itching about his mane and tail; and be continually rubbing them, and sometimes will shed some of his hair; or he will peel about the roots of his ears, in the places where the head-stall of the bridle lies; his urine



urine will be red and high coloured, and his dung black and hard; likewise if he has red inflammations, or little bubbles on his back, or does not digest his meat well; or if the white of his eyes is yellow, or the inside of his upper or nether lip be so, these are signs that he stands in need of bleeding.

The properest time for bleeding horses, is in the winter and cool months, from *January* to *July*; (but in *July* and *August*, by reason the dog-days are then predominant, it is not good but only in case of necessity) and so from *August* to *January* again.

As to the manner of bleeding; you must never take so much blood from a colt as from an older horse, and but a fourth part as much from a yearling foal; you must also have regard to the age and strength of the horse, and before you bleed him, let him be moderately chafed and exercised, resting a day before, and three days after it, not forgetting that *April* and *October* are the two principal seasons for that purpose; and he will also bleed the better, if he be let to drink before he is blooded, so that he be not heated.

Then tie him up early in the morning to the rack without water or combing, lest his spirits be too much agitated, and draw with a pair of fleams of a reasonable breadth about three pounds of blood, and leave him tied to the rack.

During the operation, put your finger in his mouth and tickle him in the roof, making him chew, and moving his chaps, which will force him to spin forth: and when you find that he has bled enough, rub his body well over with it; but especially the place he is blooded on, and tie him up to the rack for an hour or two, lest he bleed afresh: for that will turn his blood.

**BLOODY-HEELLED-COCK.** See **HEELER.**

**EBULLITION OF THE BLOOD.** A disease in horses which proceeds from want of exercise, and gives rise to outward swellings, frequently mistaken for the farcin.

**BLOOD RUNNING ITCH** happens to an horse by an inflammation of the blood, being over heated by hard riding or other hard labour, yet gets between the skin and

the flesh, and makes a horse to rub, scrub and bite himself; which, if let alone too long, will turn to a mange, and is very infectious to any horse that shall be nigh him; and the cures both for this and the mange, besides the general ones, of bleeding in the neck vein, scraping him, and other things, are various.

**BLOOD SHOTTEN EYES IN HORSES,** are cured by steeping Roman vitriol in white rose-water, or for want of that in spring water, and washing the eyes with it twice or thrice a day.

**BLOSSOM OR PEACH COLOURED HORSE,** is one that has his white hair intermixed all over with sorrel and bay hairs.

Such horses are so insensible and hard, both in the mouth and in the flanks, that they are scarce valued; besides that, they are apt to turn blind.

**BOAR WILD,** although *England* affords no wild boars, yet being so plentiful in *Germany* and other countries, and affording so noble a chace, which is so much used by the nobility and gentry in those parts, I shall give the following account.

A wild boar is called a pig of the founder, the first year of his age; a hog the second; a hog's steer the third; and a boar the fourth; when leaving the founder, he is also termed a singler or fanglier. This creature is farrowed with as many teeth at first, as he shall ever have afterwards: which only increase in bigness, not in number; among these they have four called tusks or tuks, the two uppermost of which do not hurt when he strikes; but serve only to whet the other two lowest, with which they frequently defend themselves and kill, as being greater and longer than the rest. This is reckoned a beast of venery by huntsmen.

The common age of a boar is twenty five or thirty years; they go to rut about *December*, and their great heat lasts about three weeks, and although the fows become cold of constitution, not coveting the company of the boar, yet they do not separate until *January*; and then they withdraw themselves unto their holds, wherein they keep close

three or four days, not stirring thence, especially if they meet with such places, where fern grows, the roots of which they delight to eat.

It is easier to take a boar in a toil in *April* or *May*, than in any other season, by reason they sleep at that time more soundly, which is caused by their eating of strong herbs, and buds of trees, which moisten their brains, and causeth sleep. Also the spring time occasions their sleep g.

Their food is on corn, fruits, acorns, chestnuts, beech-mast and all sorts of roots; when they are in marshy and watery places, they feed on water-creffes, and such things as they can find; and when they are near the sea coast, they feed on cockles, muscles, oysters, and such like fish.

A boar most commonly lies in the strongest holds of thorns and thick bushes, and will stand the bay before he will forsake his den.

If he is hunted from a strong thick covert, he will be sure to go back the same way he came if it be possible; and when he is roused, he never stops, until he comes to the place where he thinks himself most secure.

If it so happens that there is a sounder of them together, then, if any break sounder, the rest will run that way; and if he is hunted in a hold or forest where he was bred, he will very difficultly be forced to quit it, but sometimes he will take head and seem to go drawing to the outsides of the covert; but it is only to hearken to the noise of the dogs; for he will return again, from whence he will hardly be compelled till night; but having broken out and taken head end ways, he will not be put out of his way by man nor beast, by voice, blowing, or any thing else.

A boar will not cry when he is killed, especially a great boar; but the sows and young ones will. In fleeing before the dogs, he neither doubleth, nor crosseth, nor useth such subtleties as other beasts of chase do, as being heavy and slow, so that the dogs are still in with him.

*How to hunt a BOAR at force with dogs.*

The season for hunting the wild boar, begins about the middle of *September*, and ends in *December*, at which time they go a brimming.

It is not convenient to hunt a young boar of three years old at force; for he will stand up as long (if not longer) than any light deer, that beareth but three in the top; but in the fourth year you may hunt him at force as you do a hart at ten, and will stand up as long. Therefore if a huntsman goes too near a boar of four years old, he ought to mark whether he went timely to his den or couch, or not; for commonly those boars which tarry till day light, go into their dens, following their paths or ways a long time, especially where they find fern or beech masts, whereon they feed; they are very hardy; and in the raising of this animal one need not be afraid to come near him, for he values you not, but will lie still, and will not be reared alone.

But if you find a boar which soileth oftentimes, and which routeth sometimes here and sometimes there, not staying long in a place, it is a sign that he has been scared, and withdraweth himself to some resting place, and such boars most commonly come to their dens or holds two or three hours before day; and the huntsman must take care how he comes too near such a boar, for if he once find him in the wind, or have the wind of his dogs, he will soon be gone.

It is also to be observed, that if a boar intends to tarry in his couch, he makes some doublings or crossings at the entry of it, upon some high way or beaten path, and then lies down to rest; by which means a huntsman being early in the woods may judge of his subtlety, and accordingly prepare to hunt him with dogs that are either hot spirited or temperate.

If it be a great boar, and one that hath lain long at rest, he must be hunted with many dogs, and such as will stick close to him; and the huntsman, or spear-man, on horseback, should be ever amongst them, charg-



charging the boar, and as much as is possible to discourage him: for if you hunt such a boar with five or six couple of dogs, he will not regard them, and when they have chased him a little, he will take courage, and keep them at bay, still running upon any thing that he sees before him; but if he perceives himself charged and hard laid unto with dogs, he will be discouraged, and turn head and fly to some other place for refuge.

You ought also to set relays, which should be the best old staunchest hounds of your kennel; for if they should be young hounds, and such as are swift and rash to seize him before the rest come up, they will be killed or spoiled by him.

But if he be a boar that is accustomed to flee end ways before the dogs, and to take the champagne country, then you may cast off four or five couple at first, and set all the rest at relays, about the entrance of the fields where you think he is likely to flee; for such a boar will seldom keep the hounds at a bay, unless he be forced, and if he does stand at bay, then the huntsman ought to ride in unto him as secretly and with as little noise as possible, and when he is near him, let them cast round about the place where he stands, and run upon him all at once, and it will be odds, but that they will give him his death's wound with their spears or swords, provided they do not strike too low; for then he will defend the strokes with his snout; but be sure you keep not too long in a place, but use a quick motion.

You may also take notice, that if there be collars of bells about the dogs necks, a boar will not so soon strike at them; but flee end-ways before them, and seldom stand at bay.

It is expedient to raise a boar out of the wood early in the morning, before he hath made water, for the burning of his bladder quickly makes him weary; when a boar is first raised, he is used to snuff in the wind, to smell what is with, or against him.

Now, if you strike at him with sword or boar-spear, do not, as has been said, strike

low, for then you will hit him in the snout, which he values not, since he watches to take blows on his tusks or thereabouts; but lifting up your hand strike right down, and have a special care of your horse, for if you strike and hurt him, so will he you if he can; therefore in thus assaulting boars, the hunters must be very careful, for he will rush upon them with great fierceness.

However he very rarely strikes a man, till he is first wounded himself, but afterwards it behoves the hunters to be very wary, for he will run fiercely, without fear, upon his pursuers, and if he receives not his mortal wound, he overthrows his adversary, unless he falls flat on the ground, when he needs not fear much harm; for his teeth cannot cut upwards but downwards; but with the female it is otherwise, for she will bite and tear any way.

But further, as the hunting spears should be very broad and sharp, branching forth into certain forks, that the boar may not break through them upon the huntsman, so the best places to wound him are the middle of his forehead, between the eye-lids, or else upon his shoulder, either of which is mortal.

Again, in case the boar makes head against the hunter, he must not fly for it, but meet him with his spear, holding one hand on the middle of it, the other at the end, standing one foot before another, and having a watchful eye upon the beast, which way soever he winds or turns; for such is his nature, that he sometimes snatches the spear out of the hunter's hands, or recoils the force back again upon him; in these cases there is no remedy, but for another of his companions to come up and charge the boar with his spear, and then make a shew to wound him with his dart, but not casting it, for fear of hurting the hunter.

This will make the boar turn upon the second person, to whose assistance the first must again come in, with which both will have work enough: nay when the boar feels himself so wounded that he cannot live, were it not for the forks of the boar-spear,

he would press upon the vanquisher and revenge his death.

And what place soever he bites, whether man or dog, the heat of his teeth causes an inflammation in the wound.

If therefore he does but touch the hair of the dog he burns it off; nay huntsmen have tried the heat of his teeth, by laying hairs on them as soon as he was dead, and they have shrivelled up as if touched with a hot iron.

The boar is a beast of such great force, and so slow of foot by reason of his heaviness, that he is not properly termed a beast of venery, for he chiefly trusts in his strength and tusks to be his defence, and not to his feet; so that he is more properly to be hunted with stout mastiffs, than by greyhounds, which cannot so well defend themselves from his fury.

Also it spoils them from hunting other flying chaces, by reason he leaves so strong a scent, so that they hunt with greater ease than at light chaces, which are more painful to them to find, and to hold the scent.

*The way to know a great Boar by his foot, &c.*

To know him by his foot, the form or print of it ought to be great and large, the toes round and thick, the edge of the hoof worn and blunt, without cutting and paring the ground so much as the younger doth: and the guards, which are his hinder claws, or dew claws, should be great and open one from the other; the treading of his foot should be deep and large, which indicates the weightiness of his body, and his steps should be great and long.

By the largeness and depth of his routing his size may be known; because a wild swine routs deeper than our ordinary hogs, because their snouts are longer; and also by the length and largeness of his foil, when he walloweth in the mire; also when he comes out of the foil, he will rub himself against a tree, by which his height will appear; as also when he sticks his tusks into it, by which the largeness of them will appear: they also observe the bigness of his leses, and the depth of his den.

A boar is said to feed in the corn; but if in the meadows or fallow fields, they say he routeth or wormeth, or ferneth; but when he feeds in a close, and routeth not, they say he grafeth.

Boar hunting is very usual in *France*, and they call it *senplier*. In this sort of hunting the way is to use terrible sounds and noises, as well of voice as horn, to make the chace turn and fly; because they are slow and trust to their tusks for defence. But this must be done after his den or hold is discovered, and the nets be pitched.

Though these wild boars are frequent in *France*, we have none in *England*; yet it may be supposed that we had them here formerly; but did not think it convenient to preserve that game.

In the *French* hunting, when the boar stands at a bay, the huntsmen ride in, and with swords and spears strike on that side which is from their horses, and wound and kill them.

But the ancient *Roman* method of hunting the boar, was standing on foot, or setting their knees to the ground, and charging directly with their spears: and the nature of the boar being such, he spits himself with great fury, running upon the weapon to come at his adversary, and so, seeking his revenge, meets his own destruction.

**BOAR;** A horse is said to boar when he shoots out his nose as high as his ears, and tosses his nose, in the wind. See **WIND**.

**BOBBING FOR EELS.** You must provide a large quantity of well-scoured lobworms, and then with a long needle pass a thread through them from head to tail until you have strung about a pound. Tie both ends of the thread together, and then make them up into about a dozen or twenty links. The common way is to wrap them about a dozen times round the hand, and then tying them all together in one place makes the links very readily. This done, fasten them all to a small cord, or part of a trowling-line, about four yards in length. Above the worms there should be a small loop to fix the worms to, and for a lead plummet to rest on. The plummet should



should weigh about half a pound, or from that to a pound, according to the stream, the smaller the line the less the plumb: it should be made in the shape of a pyramid, with a hole through the middle for the line to pass through; the broad part of the plummet, or the base of the pyramid, should be towards the worms, because that will keep it more steady. When you have put your plummet on your line, you must fasten it to a strong, stiff, taper pole, of about three yards long, and then the apparatus is finished.

Being thus prepared, you must angle in muddy water, or in the deeps or sides of streams, and you will soon find the eels run strongly and eagerly at your bait. When you have a bite, draw them gently up towards the top of the water, and then suddenly hoist them in the shore, or in your boat; by this means you may take three or four at a time.

**BODY OF A HORSE.** In chusing a horse you must examine whether he has a good body, and is full in the flanks. It is no good sign, when the last of the short ribs is at a considerable distance from the haunch bone, or when the ribs are too much straightened in their compass; they ought to be as high as the haunch bone, or very little less, when the horse is in good case; but though such horses may for a time have pretty good bodies, yet if they be much laboured they will lose them.

A narrow chested horse can never have a good body, nor breathe well; and such horses as have straight ribs and being great feeders, and consequently come to gulf up their bellies, so as it not being possible for the entrails to be contained within the ribs, they will press down and make a cow's belly; these are also difficult to be saddled, but have generally good backs, and tho' their croups are not so beautiful, being for the most part pointed, yet to supply that they have excellent reins: these horses are commonly called low backs.

A light bodied and fiery horse a man never ought to buy, because he will soon destroy himself, but fierceness ought never to be confounded with vigour and high met-

tle, which last does not consist in fretting, trampling, dancing, and not suffering any horse to go before him, but in being very sensible of the spurs.

You ought to shun light bellied horses, which are very apt to be troubled with spavins, jardons, &c. and as painful scratches in the hind-legs often take away a horse's belly, this ought not to deter you from buying, unless they be in the back sinew of the leg, a pretty way above the pastern joint, which is one of the most troublesome external maladies a horse can have.

Except a low cased horse eats much hay, he cannot be made plump, which will make him have a belly like a cow with a calf, and may be remedied with a surcingle a foot and a half broad, with two little cushions to it, that may answer to the top of the ribs on either side the back bone, to preserve the back from being galled. In the next place consider the flank.

You are to observe that the strongest state of body, which is the highest flesh, provided it be good, hard, and without inward foulness, is the best; yet you must take notice, that his shape and feeding are to be considered; as to his shape and body, some that be round, plump, and close knit will appear fat, when they really are lean and in poverty; and others that are raw boned, slender and loose knit together, will appear lean, deformed, and poor, when they are fat, foul, and full of gross humours.

So likewise as to their feeding; some will feed outwardly, carrying a thick rib, when they are inwardly clean, and without all manner of foulness: and there are others that appear clean to the eye, shewing nothing but skin and bone, when they are full of inward fatness: in this case there are two helps, the one inward, the other outward.

The inward help is only smart exercise, which dissolves and melts the foulness; and strong scourings, which will bring it away.

The outward help is handling and feeling his body, especially the ribs towards his flank, and if his flesh generally handle loose and soft, your fingers sinking or pitting in,

it is a sign of his foulness; but if his flesh be hard and firm, and only upon his hindmost rib handles soft and downy, it is a sign there is grease and foul matter within, which must be removed let him appear ever so lean.

If he be fat and thick, and as it were closed up under the chaps, or if his jaws handle full and fleshy, it is a sign of much foulness, both in the head and body; but if he handle thin, clean, and only with some lumps or small kernels within his chaps, in such case, it is a sign only of some cold newly taken.

**BOLSTERS OF A SADDLE**, are those parts of a great saddle which are raised upon the bows, both before and behind, to hold the rider's thigh, and keep him in a right posture, notwithstanding the disorders the horse may occasion.

Common saddles have no bolsters. We use the expression of fitting a bolster, when we put the cork of the saddle into the bolster to keep it tight.

That part of the saddle being formerly made of cork, took first that name, though now it is made of wood.

**BONE-SPAVIN.** See SPAVIN.

**BORING**, an operation in use for the cure of wrenched shoulders in horses; which is performed thus: having cut a hole in the skin over the part affected, they blow it up with a tobacco-pipe, as a butcher does veal; after which they thrust a cold flat iron, like the point of a sword-blade, eight or ten inches up between the shoulder-blade and the ribs.

**BOTTS. WORMS.** Horses are very subject to those vermin, of which there are several sorts; *viz*, the botts, the round worm resembling those of the earth, and the ascariides, which are worms about the size of a large sewing needle, and have flat heads.

Worms in horses are principally owing to a bad digestion, a weakness in the stomach, and a tender constitution. In order therefore to prevent the formation of these troublesome animals, a bitter drink prepared of zedoary, gentian roots, galengals, camomile-flowers, jessuits bark, and juniper ber-

ries, should be frequently given; which will strengthen the organs of digestion, and effectually prevent the growth of these creatures.

The symptoms which indicate worms are various, as the animals are different, and seated in different parts of the body. The botts, when they are seated in the straight gut, are never dangerous, and often thrust out with the dung. They generally come in the months of *May* and *June*; nor do they hardly ever continue above a fortnight. But when they breed in the stomachs of horses, they often cause convulsions, and destroy the horse. The botts that breed in the stomach, are about the size of large maggots, composed of circular rings, with little sharp prickly feet along the sides of their bellies.

The other kinds of worms are far more troublesome than dangerous, and are known by the following signs: the horse looks lean and jaded, his coat looks rough, and stares as if he had been surfeited; and tho' he eats with a very remarkable appetite, does not thrive; he often strikes his hind feet against his belly, is sometimes griped, but without the violent symptoms that attend the cholic strangury: for he never rolls and tumbles, but shews uneasiness, and generally lays himself down quietly on his belly for a little while, and then rises and falls to feeding; but the surest symptoms is when he voids them with his dung.

In order to cure the botts in the stomach, the best medicines are those of mercury: Take mercurius dulcis and philonium of each half an ounce: make into a ball with conserve of roses. After he has taken a dose or two of the above, the following may be given: Take of fine succotrine aloes ten drams; fresh jalap one dram; birthwort and myrrh powdered, of each two drams; oil of saffron and amber, of each one dram; syrup of buckthorn, enough to form the whole into a ball.

With regard to other kinds of worms, the above medicines will also be sufficient. The botts in the strait gut may be cured by giving the horse a spoonful of saffron, once or twice a day, in his oats, or bran moistened.

You



You may also add three or four cloves of garlic : and a purge of aloes. See WORMS.

**BOUILLION**, is a lump or excrecence of flesh that grows either upon or just by the frush, insomuch that the frush shoots out like a lump of flesh, and makes the horse halt ; and this we call the flesh blowing upon the frush.

Your manage horses, which never wet their feet, are subject to these excrecences, which make them very lame.

**BOULETTE** ; a horse is called boulette, when the fetlock, or pastern joint, bends forward and out of it's natural situation : whether through violent riding, or by reason of being too short jointed, in which case the least fatigue will bring it.

**BOUTE** ; a horse is called boutte, when his legs are in a straight line from the knee to the coronet.

Short jointed horses are apt to be a boutte, and on the other hand long jointed horses are not.

**BOW BEARER**, an under officer of the forest, whose oath will inform you of the nature of his office, in these words—*I will true man be to the owner of this forest, and to his lieutenant, and in their absence, I shall truly oversee, and true inquisition make, as well of sworn men, as unsworn, in every bailwick, both in the north bail and south bail of this forest, and all manner of trespass done, either to vert or venison, I shall truly endeavour to attach, or cause to be attached, in the next court of attachment, there to be present without any concealment had to my knowledge ; so help me God.*

**BOWET** } a young hawk so called by

**BOWESS** } falconers, when she draws any thing out of her nest, and covets to clamber on the boughs.

**BOWLING** : the first and greatest cunning to be observed in bowling, is the right chusing your bowl, which must be suitable to the ground you design to run on. Thus for close alleys your best choice is the flat bowl. 2. For open grounds of advantage, the round byassed bowl. 3. For green swards that are plain and level, the bowl that is as round as a ball.

The next thing that requires your care is the chusing out your ground, and preventing the winding hangings, and many turning advantages of the same, whether it be in open wide places, as bowling-greens, or in close bowling alleys.

Lastly, have your judgment about you, to observe and distinguish the risings, fallings, and advantages of the places where you bowl.

**BOWS OF A SADDLE**, are two pieces of wood laid arch-wise, to receive the upper part of a horse's back, to give the saddle it's due form, and keep it tight.

The fore-bow which sustains the pommel, is composed of the withers, the breast, the points or toes, and the corking.

The withers, is the arch that rises two or three fingers over the horse's withers.

The breasts are placed where the arch, or upper part of the bows, ends.

The points, or toes, are the lower part of the bow : and the corking, are pieces of wood, formerly pieces of cork, upon which we sit and made fast to the bolsters.

The hind-bow bears the trousssequin, or quilted roll.

The bows are covered with sinews, run all over the bows to make them stronger ; then they strengthen them with bands of iron, to keep them tight ; and on the lower side of the bows, nail on the saddle-straps, with which they make fast the girths.

**BRACE**, is commonly taken for a couple, or pair, and applied by huntsmen to several beasts of game ; as, a brace of bucks, foxes, hares, &c. also a brace of grey-hounds, is a proper term for two.

**BRAMBLE-NET**, otherwise called a hallier ; is a net to catch birds with, and of several sizes : the great meshes must be four square, those of the least size are three or four inches, and those of the biggest are five : in the depth they should not have above three or four inches, but as for the length they may be enlarged at pleasure : but the shortest are usually eighteen foot.

If you intend to have your net of four meshes deep, make it of eight ; forasmuch as it is to be doubled over with another net ;

like-

likewise between the said doublings; the inward net should be of fine thread, neatly twisted, with meshes two inches square, made lozenge-wise, with a neat cord drawn through all the upper meshes, and one through the lower, whereby you may fix it to the double hallier: then lastly, fasten your net to certain small sticks, about a foot and a half, or two foot long, and about the same distance from each other: the inward net must be both longer and deeper than the outward, that it may hang loose, the better to entangle the game. See PLATES VII. and XII.

BRANCH STAND, (with Falconers) a term used, signifying, the making a hawk leap from tree to tree, till the dog springs the partridge.

BRANCHER, a young hawk, newly taken out of the nest, that can hop from bough to bough.

BRANCHES OF THE BRIDLE, are two pieces of iron bended, which, in the interval between one and the other, bear the bitt-mouth, the cross-chains, and the grub; so that to one end they answer to the head-stall, and on the other to the reins, in order to keep the horse's head in subjection.

With regard to their form and structure, branches are either strait, in form of a pistol, for young horses to form their mouth; or, after the Constable of France's fashion, proper for a horse that carries his head well. Some are in form of a gigot or leg, which will prevent horses from carrying too low; some in form of a bent knee, contrived for horses that arm themselves against the operation of the bit; and others after the *French* fashion, which is hardly about  $\frac{1}{3}$  of an inch at the sevil hole, and kneed  $1\frac{3}{4}$  of an inch at the jarret or ham. It is to be observed,

1. That the farther the branch is from the horse's neck, the more effect it will have.
2. That short branches *ceteris paribus* are under, and their efforts more sudden, than those of longer.
3. That the branch is to be proportioned to the length of a horse's neck; and one may sooner err in chusing one too short than too long,

A hardy, bold, or strong branch, is one that brings in the head.

A weak branch, is a branch that was formerly used for raising the head, but now is rejected; especially since the discovery of the error of those, who fancied, that it raised after the same manner with the kneed-branches. See BANQUET and SHOULDER.

BRASSICOURT, OR BRACHICOURT; is a horse whose fore-legs are naturally bended arch-wise; being so called by way of distinction from an arched horse, whose legs are bowed by hard labour.

BRAYE, an obsolete *French* word: made use of by some to signify the entry of the horse's throat; or the extremity of the channel towards the maxillary bones.

BRAYL, a piece of leather slit, to put upon the hawk's wing to tie it up.

BREAD FOR HORSES: horses are sometimes fed with bread, to hearten and strengthen them: the way to make the same, is twofold.

1. Take wheat-meal, oat-meal, and beans, all ground very small, of each a peck; anise-feed, four ounces; gentian, and fenugreek, of each an ounce; liquorice, two ounces; all beaten into fine powder, and sieved well; to which add the whites of twenty new-laid eggs, all well beat, and as much strong ale as will knead it up: then make your loaves, like to house-bread, but not too thick; and let them be well baked, but not burnt; then give it him, not too new; and let him have it five or six mornings together, without any provender.

2. Take of wheat-meal, rye-meal, beans and oat-meal, of each half a peck, ground very small; anise-feed and liquorice, an ounce of each; and white sugar-candy, four ounces: beat all into fine powder, with the whites and yolkes of twenty new-laid eggs, well beaten; and put to them as much white-wine as will knead it into a paste; which then make into great loaves, and bake them well: and when two or three days old, give him to eat thereof, but chip away the out-side.

For race-horses, there are three sorts of bread used; given successively, for the second, third, and fourth fortnight's feeding.

1. Take three pecks of clean beans, and

one



one peck of fine wheat; mix them together, and grind them into pure meal; that done, bolt it pretty fine, and knead it up with good store of fresh barm, but with as little water as may be; labour it well in a trough, break and cover it warm, that it may swell: then knead it over again, and mould it into large loaves, in order to be well baked. When they are drawn from the oven, turn the bottoms upward, and let them cool: at three days old you may give your horse this bread, but not sooner; as nothing is more apt to surfeit than new bread. Or you may

2. Take two pecks of clean beans, with two pecks of fine wheat, and grind them well together; then bolt, and knead it with barm, or lightening, and make it up as you did the former bread. With this bread, having the crust cut quite away, and oats, or split beans, mingled together, or separately if you think fit, feed the horse as before, at his usual meals. Or,

3. Take three pecks of fine wheat, and one peck of beans; grind, and bolt them through the finest bolter you can get; then knead it up with new strong ale and barm, beat together, and the whites of twenty eggs, or more, and no water at all; but instead thereof a small quantity of new milk: at last work it up, bake and order it as the former: and with this bread, having the crust cut off, adding clean oats and split beans, all mixed, or separate, feed your horse at his ordinary feeding-times, as you did in the fortnight before.

**BREAK**; to break a horse in trotting, is to make him light upon the hand by trotting, in order to make him fit for a gallop. To break a horse for hunting, is to supple him, to make him take the habit of running.

**BREAM**, is of two kinds; the one a salt, and the other a fresh-water fish, but are very little different from each other, either as to taste, shape, or nature.

The bream is a very broad-shaped fish, and thick, scaled excellently, large eyes, a little sucking mouth, disproportionate to his body, and a forked tail.

It is a lusty, strong fish, so that you must be sure to have good tackling.

It hath two sets of teeth, is a very great breeder; the melter having two large melts, and the spawner as many bags of spawn.

That which I shall chiefly treat of, shall be the fresh-water bream; which at full growth is large, breeding either in ponds and rivers, but principally delighting in the former; which if he likes, he will not only grow exceedingly fat, and fairer in them than in rivers, but will fill the pond with his issue, even to the starving of the other fish.

They spawn in *June*, or the beginning of *July*; and are great lovers of red worms, especially such as are to be found at the root of a great dock, and lie wrapt up in a round clew: also flag-worms, wasps, green flies, and grasshoppers (whose legs must be cut off), and paste; of which there are many sorts which are found very good baits for him, but the best are made of brown bread and honey; gentles, young wasps, and red worms. The best season of angling for him, is from *St. James's day* until *Bartholomew-tide*. for

**BREAM FISHING**: with hook and line, observe these directions; which will also be of use in carp-fishing.

Procure about a quart of large red worms, put them into fresh moss, well washed and dried, every three or four days; feeding them with fat mould and chopped fennel, and they will be thoroughly scoured in about three weeks.

Let your lines be silk and hair; but all silk is the best: let the floats be either swan quills, or goose quills.

Let your plumb be a piece of lead in the shape of a pear, with a small ring at the little end of it; fasten the lead to the line, and the line-hook to the lead, about ten or twelve inches space between lead and hook, will be enough; and be sure take care that the lead be heavy enough to sink the float.

Having baited your hook well with a strong worm, the worm will draw the hook up and down in the bottom, which will

provoke the bream to bite the more eagerly.

It will be best to fit up three or four rods and lines in this manner, and set them as will be directed, and this will afford you much the better sport.

Find the exact depth of the water (if possible) that your float may swim on the surface of the water, directly over the lead; then provide the following ground-bait: take about a peck of sweet, gross-ground malt, and having boiled it a very little, strain it hard through a bag, and carry it to the water-side where you have founded; and in the place where you suppose the fish frequent, there throw in the malt by handfuls, squeezed hard together, that the stream may not separate it before it comes to the bottom; and be sure to throw it in, at least, a yard above the place where you intend your hook shall lie, otherwise the stream will carry it down too far.

Do this about nine o'clock at night, keeping some of the malt in the bag; and go to the place again about three the next morning, but approach the place very warily, lest you should be seen by the fish; for it is certain that they have their centinels watching on the top of the water, while the rest are feeding underneath.

Having baited your hook, so that the worm may crawl to and fro, the better to allure the fish to bite, cast it in at the place where you find the fish to stay most, and stay longest, (which is generally in the deepest and broadest part of the river) and so that it may rest about the midst of your bait that is on the ground.

Cast in your second line, so that it may rest a yard above that, and a third about a yard below it.

Let your rods lie on the bank, with some stones to keep them down at the great ends, and then withdraw yourself; yet not so far, but that you can have your eye upon all the floats: and when you see one bitten and carried away, do not be too hasty to run in, but give time to the fish to tire himself and then touch him gently.

When you perceive the float sink, creep

to the water-side, and give it as much line as you can: if it be a bream or carp, they will run to the other side, which strike gently, and hold your rod at a bent a little while, and do not pull, for then you will spoil all; but you must first tire them, before they can be landed, for they are very shy.

If there be any carps in the river, it is an even wager that you take one or more of them; and if there be any pike or perch, they will be sure to visit the ground-bait, though they will not touch it; being drawn thither by the great resort of the small fish; and until you remove them, 'tis in vain to think of taking the bream or carp.

In this case, bait one of your hooks with a small bleak, roach, or gudgeon, about two foot deep from your float, with a little red worm at the point of your hook, and if a pike be there, he will be sure to snap at it.

This sport is good till nine in the morning; and in a gloomy day, till night: but however it is right to withdraw, and about four o'clock in the afternoon, throw in the remainder of your malt, and proceed as before; but do not frequent the place too much, lest the fish grow too shy for you.

BREAST of a horse. See COUNTER.

BREASTS, part of the bow of a saddle. See Bows.

BREAST-PLATE, OR TREE; is the strap of leather that runs from one side of the saddle to the other, over the horse's breast, in order to keep the saddle tight, and hinder it from sliding backwards when the horse goes upon a rising-ground.

BREATH, OR WIND. This word signifies sometimes the easy respiration of a horse, and sometimes it implies the ease and rest or repose of a horse.

As, give your horse breath, do not ride him down: give that leaping horse a long breathing time between the turns or repetitions of his manage.

This barb has always held his wind equally upon his manage.

This horse is master of his wind or breath. This last expression is applied to horses that snort,



snort, and our jockies take snorting, for a sign of a long winded horse. See SNORT.

BREED, is a place where mares for breed, and stallions, are kept in order to raise a stud. Hence they say,

To keep a breed; to govern and manage a breed.

All the mares in this breed have taken; *i. e.* they are with foal.

To make a good breed, you cannot chuse a better stallion than a *Spanish* horse, nor better stud mares than *Naples* mares.

BREEDING OF HORSES. In order to the raising a good and beautiful race of horses, it is necessary to chuse for a stallion a fine barb free from hereditary infirmities, such as weak eyes, bad feet, spavins, purfines, chest foundring, &c. only with this distinction, that defects which happen by accident are not to be accounted hereditary.

Having provided yourself with a stallion, let him be fed for three months before he is to cover the mare, with sound oats, peas, or beans, or with coarse bread and a little hay, but a good quantity of wheat straw; leading him out twice a day to water; and after he has drank, walk him up and down for an hour; but not so as to make him sweat.

If he is not thus put into heart before he covers, he would be in great danger of being pursey and broken winded, neither would he be able to perform the task; or at best the colts would be but pitiful and weak; and notwithstanding you have thus fed him well, you will take him in again very lean.

If you put him to too many mares, he will not serve long, his mane and tail will fall off through poverty, and you will find it a difficult task to recover him again for the year following.

Therefore let him have mares, but according to his strength, that is twelve, fifteen, or at most twenty.

Mares go with foal eleven months, and as many days as they are years old: as for example, a mare of ten years old will carry her foal eleven months and ten days; so that a person may so order his mares to be

covered, that their foals may be brought forth at a time when there will be plenty of grass.

About the end of *May* put your mares into an inclosure capable of feeding them the whole time the stallion is to be with them, or that they are in season, in which inclosure all the mares are to be put together, as well those which are barren as others.

First take off your stallion's hind shoes, but let his fore shoes remain on for the preservation of his feet, then lead him forth, and let him cover a mare twice in hand to render him more calm and gentle; after which take off his bridle and turn him loose to the rest, with whom he will become so familiar, and treat them so kindly, that at last they will make love to him; so that not one of them will be horsed but as they are in season.

In this inclosure there should be built a little lodge, into which the stallion may retire to secure himself from the scorching heats; and in the lodge there should be a manger, to give him oats, peas, split-beans, bread, or whatever else he likes best; and he must be thus entertained during the whole time he is with the mares, which will be about six or seven weeks.

You must likewise take care that the stallion and the mare have the same food, *viz.* if the former be at hay and oats, which is commonly called hard meat, the latter should likewise be at hard meat; otherwise she will not so readily hold.

Mares which are very gross hold with much difficulty; but those that are indifferently fat and plump conceive with greatest ease.

To bring a mare in season, and make her retain, let her eat for eight days before she is brought to the horse, about two quarts of hemp seed in the morning, and as much at night.

If she refuse it, mix it with a little bran or oats, and if the stallion eat also of it, it will contribute much to generation.

As for the age of the stallion, he should not cover before he is six years old, nor after he is fifteen; but the last may be regulated according to his strength and vigour.

As for the mares they should not be covered before they are three years old ; but in this respect you may take measures from the goodness of the mares, and the foals that they bring forth.

In the last place you may furnish yourself with young breeding mares from your own race ; which being sound and of a good breed, will bring forth more beautiful foals, than any other. But you are not to make use of your colts for stallions ; because they will much degenerate from the goodness of true barbs, and at last become like the natural race of the country.

It is therefore advisable never to chuse a stallion from your own breed ; but rather to change him for a good barb or *Spanish* horse, yet still make choice of the finest mares of your own stock to breed upon.

BRIDLE is so termed when all it's appurtenances are fixed together in the several parts of it for the government of a horse, and they are these : 1. The bitt or snaffle, which is the iron work put into a horse's mouth, of which there are several sorts which see under the article BITT.

2. The head-stall, being two small leathers that come from the top of the head to the rings of the bitt.

3. Fillet, that which lies over the forehead under the foretop, if the horse have trappings ; this is usually adorned with a rose, or the like, or leather set with studs, or braided.

4. The throat band, being that leather which is buttoned from the head band under the throat.

5. Reins, the long thong of leather that comes from the rings of the bitt, and being cast over the horse's head, the rider holds them in his hands, whereby he guides the horse as he pleases.

6. The button and loop at the end of the reins, by which it is fastened to the ring of the bitt, the other end of the reins having only a button so large that it cannot go through the ring of the bitt on the other side ; this is called a running rein, by which a horse is led at a good distance, and has liberty to leap a ditch, or mount a hedge.

7. The nose band, a leather that goes over the middle of the nose, and through the loops at the back of the head-stall, and so buckled under the cheeks ; this is usually adorned.

8. A trench.

9. A caveman, being a false rein to hold or lead a horse by.

10. A martingal, which, is a thong of leather, the one end fastened under the horse's cheeks, and the other to his girth between his legs, to make him rein well to cast up his head.

11. Chaff-halter ; a woman's bridle is the same only it is doubled reined.

BRIDLE-HAND, is the horseman's left-hand, the right-hand being the spear or whip hand.

*To swallow the BRIDLE*, is said of a horse that has too wide a mouth, and too small a bitt-mouth.

BRILLIANT ; a brisk, high mettled, stately horse is called brilliant, as having a raised neck, a fine motion, excellent haunches upon which he rises though never so little put on.

To BRIM, a sow is said to brim, or go to brim, that is ready to take boar.

BRING IN A HORSE, is to keep down the nose of a horse that bores and tosses his nose up to the wind ; this we do with a good strong branch. See BANQUET and WIND.

BROCK, a term used to denote a badger.

A hart too of the third year is called a brock or brocket ; and a hind of the same year, a brocket's sister.

BROKEN-WIND, a disorder that a horse is subject to when he is suffered to stand too long in the stable without exercise ; by which means he contracts gross and thick humours in such abundance, that adhering to the hollow parts of his lungs, they stop his wind-pipe. See WIND.

BROOK HAWKING, is a sport that is managed with the gerfalcon and jerkin, the haggard falcon, and the tassel gentle.

There are in many places, ponds enclosed with woods, bushes, and the like obscurities, so that they are concealed from passengers, and such places ducks much resort to.



For the training up a hawk to take them, observe the following directions.

The hawk being in all points ready to fly, be provided with two or three live train ducks, and let a man lie concealed in some bush by the pond with them; so that when you come to the place, and the hawk being ready for the sudden flight, beat the bush where the man lies concealed with the duck, with a pole, who must send forth one of them, to the end that the hawk may think it is put up by you, and if she takes it with a courage, reward her well.

This is the way to train up a goss-hawk, to catch a fowl at sowce.

The hawk being trained to this, you may boldly go with her to the ponds where the fowl lies, and creeping close to the place raise them by beating about with a pole, and when any rise, let go your hawk from your fist, and if she seize, let her take pleasure thereon and reward her well.

It is very necessary to have a spaniel with you: for if the hawk is well acquainted with the sport, she will be so nimble at the catch, that they will fall into the water together, and by that means the fowl will go to plunge, so that then the spaniel will be of good service and will not displease the hawk.

**BROOD**, the young of fish or fowls. The brood of sea-fish is spawned, and lies in still waters, where it may have rest to receive nourishment, and grow to perfection; and here it is often destroyed by weirs, draw-nets, or nets with canvass or such engines at the bottom of them, in harbours, havens and creeks.

**BROOK** a little river or small current of water; and is distinguished from a river, by flowing only at particular seasons, whereas a river flows at all times.

**BROUILLER**, is when a horse is put to any manage, plunges, traverses, and appears in disorder. Hence they say.

This gentleman is not master of his legs, he makes his horse brouiller, *i. e.* he makes him traverse and cast down his head, the spur being too hard for him.

**BROW-ANTLER**, that branch of a deers horn next the head.

**BUCK**. In his first year, is called a fawn; the second, a pricket; the third, a forrel; the fourth, a fore; the fifth, a buck of the first head; and the sixth, a great buck. This beast is common in most countries, being as corpulent as a hart, but in size resembling more a roe, except in colour: the males have horns, which they lose yearly; the females none at all. As for the colour, it is very different; however, they are mostly branded and fandy, with a black list all along the back. Their flesh is excellent for nourishment.

**BUCK HUNTING**. Having under the article **HART** treated largely, as to their nature, and the ways of hunting them, there needs the less to be said as to hunting the buck, and the rules for taking him: for he that can hunt a hart or stag well, will not hunt a buck ill.

Besides, fallow deer being common among us, and those usually in parks and enclosures of divers situations and statures, different from one another; it would be a difficult task to give instructions for every particular.

And indeed it is the proper business of every keeper of parks, &c. to understand the nature and craft of his deer in hunting; all which are to be acquired by experience more than reading; however I shall concisely inform you of what relates to buck-hunting as now practised.

There is no such skill and art required in lodging a buck, as in harbouring a hart or stag, nor so much drawing after, but you may judge by the view, and observe what grove or coppice he enters; for a buck does not wander up and down as the hart, nor change his layer so often, or use so many crossings, doublings, shifts and devices, nor doth he flee so far before the hounds, but avoids the highway and open places, as much as he can; he is not so crafty or so strong to beat a river, or to stay so long at foil; neither is he so free to take a great river, nor must it be deep; but being close hunted, he will flee into such strong coverts as he is accustomed to, and it has been observed, that some bucks that have leaped

over

over a park pale, after a ring or two, have returned of themselves, chusing rather to die where they have been acquainted, than in a strange place.

The buck groans and trots as the hart belleth, and with a worse noise and rattling in the throat : leaps lighter at the rut than the stag ; neither will these two beasts come near one another's layer, and they have seldom or never any other relays than the old hounds,

They also herd more than the hart does, and lie in the driest places, tho' if they are at large they herd but little from *May* to *August*.

Now the greatest subtlety a huntsman needs to use in hunting the buck, is to have a care of hunting counter or change, because of the plenty of fallow deer that use to come more directly upon the hounds than the red deer does.

The does begin to fawn about the end of *May*, and continue till *Midsummer*.

The bucks mew or shed their horns or heads every year about, or in, *April*, and part of *May*, and their new ones are burnished about the end of *August*.

The buck makes his fewmishing in divers manners and forms as the hart, according to the diversity of food, and the time of the day, morning and evening ; but they are most commonly round.

The buck comes in season in *July*, and goes out in *September*.

The doe comes in season when the buck goes out, and goes out at twelfth-tide.

In buck hunting the same hounds are used as in running the stag. In forests and chaces as they lie at layer, so they are hunted.

In parks where they are inclosed, the sport is not so diverting, by reason of the greater change and foil, unless they break out and run the country, which they seldom do.

But deer that lie out, though near the park, make for the generality better chaces than forest deer.

*The keeper shooting a BUCK to be run down.*

In order to facilitate the chace, the keeper commonly selects a fat buck out of the herd,

which he shoots to maim him, and then he is run down by the hounds.

As to the method of hunting the buck ; the company generally go out very early for the benefit of the morning, sometimes they have a deer ready lodged, if not, the coverts are drawn till one is roused ; or sometimes in a park a deer is pitched upon, and forced from the herd, then more hounds are laid on to run the chace ; if you come to be at a fault, the old staunch hounds are only to be relied upon till you recover him again : if he be sunk and the hounds thrust him up, it is called an imprime, and the company all found a recheat ; when he is run down, every one strives to get in to prevent his being torn by the hounds.

Fallow deer seldom or never stand at bay.

He that first gets in, cries hoo-up, to give notice that he is down, and blows a death. When the company are all come in they paunch him and reward the hounds ; and generally the chief person of quality amongst them takes say, that is cuts his belly open, to see how fat he is.

When this is done, every one has a chop at his neck, and the head being cut off is shewn to the hounds to encourage them to run only at male deer, which they see by the horns, and to teach them to bite only at the head : then the company all standing in a ring, one blows a single death, which being done all blow a double recheat, and so conclude the chace with a general halloo of hoo-up, and depart the field to their several homes, or to the place of meeting ; and the huntsman, or some other, hath the deer put cross the buttocks of his horse, and so carries him home.

**BULLFINCH**, a cage bird : but has neither song nor whistle of his own, but is very apt to learn if taught.

**BULLHEAD, OR MILLER'S THUMB** ; a fish that has a broad head, and wide mouth, with broad fins near the eyes, and has many under the belly ; and instead of teeth, has rough lips, which assist him in napping at the bait : he has also fins on his back, and one below the belly, and his tail is round, and his body all over covered with whitish, blackish,



blackish, and brownish spots: they begin to spawn about *April*, and are full of spawn all the summer season.

The manner of fishing for them is as follows.

The common abode or haunt of this fish is in holes, or among stones in clear water, in summer; but in winter they take up their quarters with the eel in mud. They are a simple and lazy fish, and are easily caught in summer, and you may see him in hot weather sunning himself on a flat gravelly stone, upon which you may put your hook, which must be baited, with a very small worm near the mouth, and he will seldom refuse the bait, so that the most bungling angler may take him. It is indeed an excellent fish for taste; but of so ill a shape that many women do not care to dress it.

**BURR**, the round knob of a horn next a deer's head.

**BURROCK**, is a small weir or dam, where wheels are laid in a river for taking of fish.

**BURROWS**, holes in a warren which serve as a covert for hares, rabbits, &c.

**BUSTARD**, a kind of great sluggish fowl.

**BUTTERS**, is an instrument of steel fitted to a wooden handle, with which they pare the foot, or cut the hoof of a horse.

**BUTTON**, of the reins of a bridle in a ring of leather with the reins passed through it, which runs all along the length of the reins. To put a horse under the button is, when a horse is stopped without a rider upon his back, the reins being laid on his neck, and the buttons lowered so far down, that the reins bring in the horse's head, and fix it to the true posture or carriage. It is not only the horses which are managed in the hand, that must be put under the button, for the same method must be taken with such horses as are bred between two pillars, before they are backed.

**CADDOW**, a bird, otherwise called a chough, or jack-daw.

**CADENCE**, is an equal measure or proportion, observed by a horse in all his mo-

tions, when he is thoroughly managed, and works justly at gallop, *terra a terra*, and the airs: so that his times or motions have an equal regard to one another; that one does not embrace, or take in more ground than the other, and that the horse observes the ground regularly.

Horsemen say, This horse works always upon the said cadence; he follows the cadence; he does not change his cadence; he remains equally between the two heels.

He is fine and gentle in all his aids; and when put to the manage, he never interrupts his cadence.

This horse has so fine a mouth, and works with so much liberty in his shoulders and haunches, that he keeps his cadence with great facility: nay, he takes a very good cadence upon his airs, without stepping false, without jumbling, and works equally in both hands. See **COUNTER-TIME** and **TIME**.

**CADEW**, the straw-worm, an insect, used as a bait in angling.

**CADGE**, a round frame of wood, upon which Falconers carry their hawks.

**CAGE FOR PARTRIDGES**; a device to keep them in, and of which there are several sorts.

We shall begin with that invented to contain a hen partridge, and serves to call cock partridges to her in order to take them. See *Plate III. Fig. 2.*

This cage is pretty enough, takes up but little room, is very portable, and is but little seen: 'tis made of an old hat, whose brim is cut off, and the bottom is wood, which shuts and opens, to put in and take out the partridge; and a hole must be made in the bottom of the hat, which is uppermost, through which the bird puts out it's head to call.

You have also a hook at it, made of a thick iron wire, to hang the cage upon as there is occasion; and you must make one or two at the place marked V, to the end the bird may eat and drink; and therefore a piece of wood is fastened or nailed at the door below, of about half a foot in length, pointed at the ends, in order to fix it in the ground, that so the cage may be kept in

good order when you have a mind to use it.

This sort of cage is very proper for the purpose designed.

And yet you keep the partridges in it only when you carry it to call: for in the daytime you are to keep them in a great cage, or room.

The following figures represent other sorts of cages; and the most common is that we are about to describe next, and may in short serve for a model to make others by.

The cage is made of two pieces of the bottom of a cask, marked with the letters A H C, and B G D, cut round at the top, A B.

They should be nine inches long, and a foot broad; they fasten them at the lower part to another piece of wood of the same breadth, and fifteen or eighteen inches in length: you have a lash, or small wooden ligature at top, marked with the letters A B, fifteen or eighteen inches long, and half an inch broad, and thick; which is nailed to two round boards, in order to keep them together: you must cover the void part of the cage with a green, or some dark grey coloured cloth, inclining to brown, and tacked with small nails: leave two or three holes at top, for the partridge to put her head through, when she has a mind to call or hearken.

A little door must be made at F, one of the end-boards; for example, at that marked with No. I. that you may put in, and take out the birds: you must make two openings in the other board, as you see represented by the letter H, they must be long and narrow, that the partridge may be able to eat and drink: you must fasten a thong, girth, or cord, to the ends A B, and put the same about your neck, when you have a mind to carry the cage from one place to another.

You may observe the rest from *Plate III.*


We present you next with another very useful sort of cage for the bird, when wild, because she will struggle in the carriage, and be so fatigued when you come to the designed place: (as has been frequently ex-

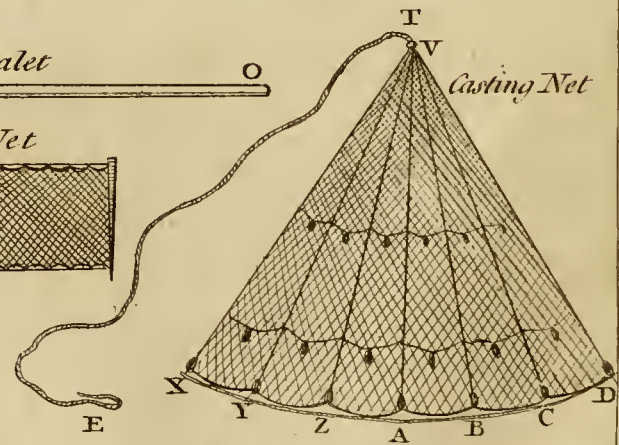
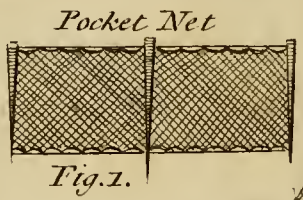
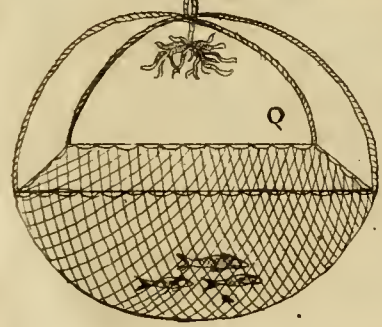
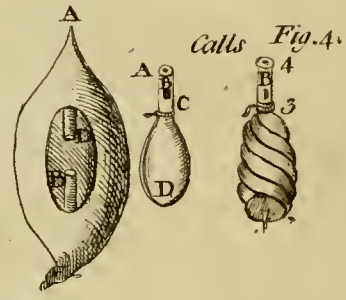
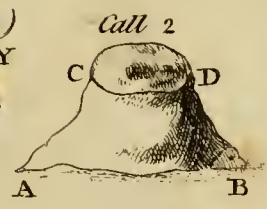
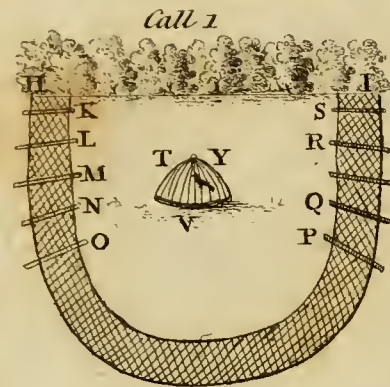
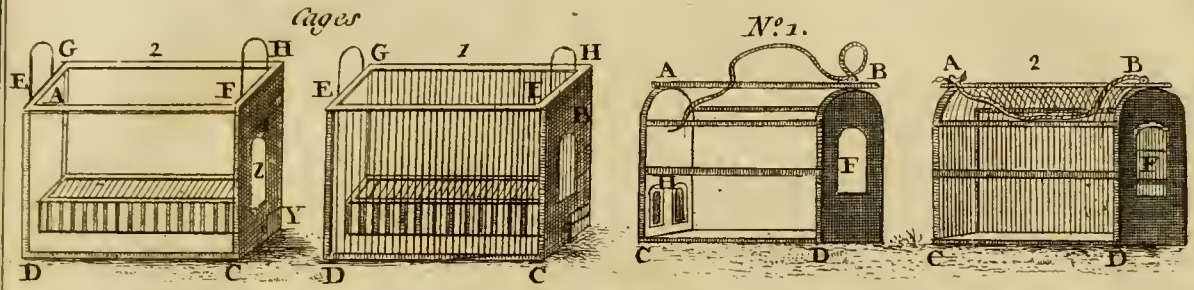
perienced) that she will not vouchsafe to call: so you must be obliged to set the cage on the ground, in order to use her the next morning; because a fox, or some other voracious animal, may kill the bird: here is a cage set forth by two figures; the second shews you the particular parts; and it is not yet covered with iron wire, as it ought to be when it is compleat: you may therefore take the model by it.

You must take two boards, E G A D, and F H Y C, each of them about fifteen inches square, and have two bows of thick iron wire, made like a door, or rather like the two boards at the ends of the preceding cage; nail both the boards at the ends of the two square boards, and fix a board over, of the same breadth as the other two, and a foot and a half square; in such a manner, that the side of the bows which is square, may be level with the great board; then sew the cloth over the two bows, in order to form a cage, quite the same as the second above; between the two boards, A K, B Y, so that the three boards are extended quite round about, three or four fingers breadth over; and pieces of wood, as at G H E F, must be placed at all the corners, to keep the sides tight, and bind the cloth in the middle; then cover the whole with brass or iron wire, of the thickness of a common little pin; and to accommodate your bird with food, you must have a small drawer, or little trough, with an eating and drinking-place, at the side C, between the cage and iron wire, at the little letter *a*; and therefore that cloth side of the cage adjoining to the feeding-place, must be open with bars, so distanced from each other, that the partridge may easily put her head between them in order to eat and drink.

CALADE, OR BASSE; is the descent, or sloping declivity, of a rising manage ground; being a small eminence, upon which we ride down a horse several times, putting him to a short gallop, with his fore-hams in the air, to make him learn to ply and bend his haunches, and form his stop upon the aids of the calves of his legs, the stay of the  
bridle,









bridle, and the cavesson, seasonably given: for without these aids he would throw himself too much upon his shoulders, and not bend his haunches.

Horsemen say, Work your horse in a calade, after the *Italian* way; ride him straight, and then you make good use of the calade.

These calades will discourage your horse, and perhaps ruin his hams; for you have pitched upon too deep a declivity: and besides, you do not make the aids of the bridle accord with those of the calves of your legs.

CALF, (among Hunters) a male hart, or a hind of the first year.

CALKINS, a sort of horse-shoes for frosty weather, and are apt to make horses tread altogether upon the toes of their hind feet, and trip; they also occasion blyemes, and ruin the back-sinews; nevertheless they are necessary in a time of frost: and it is more expedient that a horse should run such a risk, than the rider should be in continual danger of breaking his limbs.

Whenever there is occasion to use them, order the farrier to pare the horn a little low at the heel, and turn down the sponge upon the corner of the anvil, so as to make the calkin in the form of the point of a hare's ear, which will do little damage: whereas the great square calkins quite spoil the foot.

Calkins, are either single or double, that is, at one end of the shoe, or at both: these last are deemed less hurtful, as the horse can tread more even.

CALL, (with Hunters) a lesson blown upon the horn to comfort the hounds.

CALLS, natural and artificial; a sport practised much during the wooing season of partridges, especially for taking cock partridges; for which they put a hen into a cage, to call and bring them near.

This way in general of taking them, is indeed laborious, and requires much exactness, as to the artificial part in imitating their voices; and at least, you can commonly pretend to take but one at a time.

Partridges begin to pair about *February*,

or the beginning of *March*, if the weather is not cold, and continue in their wooing till the end of *July*.

A great many are of opinion, that you will destroy the breed by taking the cocks in this manner; but it is a mistake, for they do more mischief to the hens they couple with, than good, hindering them to sit; and will break their eggs if they can find them: and in the nest we often find but small coveys of young partridges, which happens so, because the cock being too hot, and too assiduously pursuing the hen that would lay, she cannot disengage herself from him, and get to her nest; and so chuses rather to lose her egg, than go thither in sight of the cock that would break all the nest.

'Tis farther to be observed, that the cock never knows his hen's nest; and therefore 'tis more easy to take him when she sits; for believing she is lost, he goes to the first he meets with.

This sport may be practised every day, during the aforesaid wooing season, from day-break until sun-rising, and from sun-setting until night.

The figure, *Plate III.* Call I. represents the manner how to make them. Suppose the space from K to I, to be a hedge that incloses some piece of wheat, barley, or other grain; set your hen partridge in a thin, open, fine wire cage, so that she may be seen at a good distance out of the cage; the letters TVY is the spot where she should be placed; then place your net, called a hallier, (*see HALLIER*) quite round, as you see it formed by the letters KLMNOPQRS, each part about twenty foot distant from the cage, then retire behind the hedge: if any cock partridge on the ground calls, the hen will presently answer; nor will the cock fail to come to her; and five or six will sometimes come together, and fight with each other just under the net, which of them shall have the hen, until at length some of them finds themselves entangled: you must not presently fall forth in this case, for perhaps some more may be likewise ensnared, nor can they soon disentangle themselves.

The observing one caution will save a great deal of pains to the sportsman; and that is, let him never pitch in any place, but where he has heard some cock call; then pitch within sixty or eighty paces, that they may be within hearing of each other.

Let the cage be coloured green, and let the bars be at such a distance, that the hen may thrust out her head and neck to harken and call; and if you have well trained her to this sport, she will be industrious at it.

But as for cages for partridges, the reader is referred to that article.

Having done with the natural calls, we proceed to the artificial ones.

The following figures represent the form of them. *Fig. 3 and 4.*

The first shews the outside, the second the inside; they are best made of box, walnut-tree, or such kind of hard wood, and formed of the bigness of an hen's egg, with two ends, A B, bored through from end to end; and about the middle D C, there must be a hole about the bigness of a sixpence, hollowed within to the bottom; then have a pipe, of a swan's quill, and the bone of a cat's foot, opened at one end, which you must convey into the hole A, and so thrust it in the hole D; the other end of the bone A, must be stopped; then take a goose quill opened at both ends, which must be put in at the hole B, until the end C be at the end D of the bone; then blowing at the end B, you make the noise as the cock partridge does, which varies much from the call of the hen: and you must remove farther or nearer the end C of the quill, from and to the end of the bone B, until you have found the exact note; for it is not soon done: the call being fixed, and you expert in the notes, get a net, called a pocket net, the form of which is here described. *Fig. I.* See *QUAILS FOR OTHER CALLS.*

To this net fix a pliant stick, of about four or five foot long; with which you may go abroad early in the morning, and late in the evening, or as occasion serves: when you hear a partridge call: you have the

manner of pitching the net, and the placing yourself represented in *Plate III*: for example, suppose you hear the partridge call at A, hide yourself flat upon your belly at B, having planted your net just in the way, or furrow, between yourself and the partridge, but within ten or twelve foot of the net; especially if there be any bush, or advantage of ground to shelter you. The way to set the net, is to tie the packthread number 1. which passes into the buckle, number 2. of the net, into the end of the stick, which must be stuck in the ground: and so bending it like a bow, fasten the other thread to the said stick in the ground, to the other side, or furrow: having in like manner tied it to the end of the packthread, numb. 3. which passes through the buckle, numb. 4. so that the two buckles 2. and 4. may come pretty near each other; then take one end of the pocket net, numb. 5. and 6. and cast it over the bended stick, so that it may lie thereon: the other end may lie on the ground, in such manner, that if any thing endeavours to pass by that way, it must needs run into the net.

Every thing being in order, and hearing the partridge call, you must return two or three answers louder or softer according to the distance from whence you hear the call, only as loud as to be heard, and the partridge will presently make near you, then give him a soft call: when he has answered the first call, he will begin to run, and coming near the net, will make a little pause and rush on so that the upper part will fall on him, and entangle him; then take him out, and you may be able to take several after this method: but this way of taking them lasts only during the time of their breeding, which is *April, May, June, and July.*

There is another way of taking partridges with the call and a broad net: having found out your partridge with a call as aforesaid, pitch your broad net, which should be fourteen or fifteen yards long, and seven or eight deep; spread this over the ground near them, the length ways to them, then peg down the net to the ground on all sides, except



except that towards them, and raise them up in the midst, by a stick about four foot long with a notch in the top, the better to hold the line or net from slipping, and bend the stick from the net to make it stiffer, which stick must be thrust into the ground the better to hold.

When you have in this manner fixed your net, you must either have a natural or artificial stalking horse to drive them into your net, but the natural one is reputed the best, if trained up for the sport.

**CANARY-BIRD**, an admired singing bird, of a greenish-yellow colour, that takes it's name from the place from whence they came, *viz.* from the *Canary-isles*, and no where else; but of late years, there is a sort of birds, that are brought in abundance from *Germany*, especially from *Tirol*, and are therefore called *German* birds; being a much better sort than the other, though their originals are supposed to have been first brought from the same place.

These birds, that is the cocks, never grow fat, and they cannot be distinguished by some country people from common green-birds; though the canary-birds are much lustier, have a longer tail, and differ much in the heaving of the passages of the throat, when they sing.

But to make a right choice of this bird, and to know when he has a good song: in the first place, let him be a long bird, standing frait, and not crouching, but sprightly like a sparrow-hawk, standing with life and boldness, and not subject to be fearful.

These birds being so much esteemed for their pleasing song are sometimes sold at a high price, more or less according to the goodness and excellency of their notes, there being a great difference in them.

It is very advisable before you buy, first to hear them sing, for the buyer will then please his ears; for one fancies a song bird, another a very harsh bird; if he be not so sweet: though undoubtedly the best canary-bird in general, is that which has the most variety of notes, and holds out in singing the longest.

In order to know whether a bird is in

health before you buy him; take him out of the store cage, and put him in a clean cage singly, and if he stand up boldly without crouching or shrinking in his feathers, and look with a brisk eye, and not subject to clap his head under his wing, it is a sign that he is in good health; but yet he may be an unhealthy bird.

But the greatest matter is to observe his dunging; if he bolts his tail like a nightingale, after he has dunged, it is a great sign that he is not in perfect health; though he may sing at present and look pretty brisk, you may assure yourself, it will not be long before he will be sick; but if his dung be very thin like water, or of a slimy white without any blackness in it, it is a sign of approaching death.

When a canary-bird is in perfect health, his dung lies round and hard, with a fine white on the outside and dark within: dries quickly, and the larger the dung is the better, so that it be long, round and hard; but as to a seed bird, he very seldom dungs so hard, unless he be very young.

Canary-birds are subject to many diseases, as imposthumes, which affect the head, and cause them to fall suddenly from the perch, and die in a short time if not speedily cured.

The most approved medicine is an ointment made of fresh butter and capon's grease, melted together, with which anoint the top of the bird's head, for two or three days together, and it will dissolve it, and cure him; but if you have let it alone too long, then after you have anointed him three or four times, see whether the place of his head be soft; and if so, open it gently and let out the matter, which will be like the yolk of an egg; when you have done this, anoint the place, and this will immediately cure him.

And if you find the imposthume at any time return, do as before directed; you must also give him figs, and in his water let him have a slice or two of liquorish, with white sugar candy.

Some are so curious as to breed these birds in *England*, and they have excelled all others. For the ordering of these birds

when they begin to build, or are intended for breeding, make a convenient cage, or prepare a room that may be fit for that purpose, taking care to let it have an opening towards the rising of the sun; where you must have a piece of wire, that they may have egress and regress at their pleasure: when this has been done set up some brooms, either heath or frail, in the corners of it, opening them in the middle, and if the room be pretty high two or three yew trees may be set, but not too near, as the birds will not endure to see themselves so near each other's nests; as the cock and hen will be apt to fly on an hen that is not match to them, when they see them near their nest; which many times causes the spoiling of their eggs and young ones.

In the next place you must cause something to be made so convenient, and of such bigness, as may hold meat a considerable time, that you may not be disturbing them continually, and a proper vessel for water also; and the place where the feed is intended to be put, must be so ordered that it may hang out of the reach of the mice, for they are destroyers of them: you must likewise prepare some stuff of several sorts of things, such as cotton, wool, small dead grass, elk's hair, and a long sort of moss that grows along by ditch sides or in the woods, for them to build their nests with.

Dry them well before you put them together, then mingle all well, and put them up into a net like a cabbage net, hanging it so that they may with ease pull it out.

You must also set perches about the room, and if it be large enough set a tree in the middle of it, that so they may take the more pleasure; and always remember to proportion your birds according to the largeness of the room, and rather let it be under-stocked than over-stocked, for they are birds that love their liberty.

When you perceive them to begin to build and carry stuff, give them once a day, or in two days at least, a little greens and some coarse sugar; for that will cause a slipperiness in the body, that so the eggs may come forth without injuring the birds:

for they die many times in laying the first egg, which is a loss to the breeder; first in respect to his first breed, then to the unpairing of the cock, to which you ought to put another hen, whether he will pair or no: but it would be much better if that cock was taken out, than suffered to continue in the breeding place, especially if it be small; but in a large place with several pairs he cannot do that injury, and it will be a difficult matter to distinguish which is the cock of that hen that died, and as difficult to take him in a large place, without doing more injury than the birds would do: so that it will be best to let him rest till the end of the year; when if you leave but two or three pair together, it will be the best way to take him out, and match him with another hen, and then put him in again.

Besides when you find that they have built their nests, the nets that have their breeding stuff in them may be taken away, for they will be apt to build upon their eggs with new stuff, if they do not set presently.

As to the time of their breeding, it is usually three times a year *viz.* in *April*, *May*, and *June*, and sometimes in *August*: as for ordering the young ones, they must not be left too long in the nests; for they are very apt to grow fullen, and will not feed kindly; therefore they are to be taken out at about nine or ten days old, and put into a little basket and covered over with a net, or else they will be apt to jump out upon the first opening of the basket and be hurt, if they fall down.

They must also be kept very warm for the first week: for they will be very tender, subject to the cramp, and not digest their meat, if they take cold.

And when they are taken from the old canaries, let it be in the evening, and if possible when the old ones are out of sight; otherwise they will be very apt to take distaste when they sit again and have young ones, and ready at every fright to forsake both their young and their eggs.

As to the preparation of their meat; soak some of the largest rape-seed in water for twenty or twenty four hours: but if the water



water be a little warm twelve hours may be enough, then drain the water from the feed, and put a third part of white bread to it, and a little canary-feed in flower, and mix them all together.

With a small stick take up a little at the end of it, and give every bird some, two or three times over; for if you overcharge their stomachs at first, they seldom thrive after.

Remember that the old ones give them but a little at a time, and the meat they receive from them, is warmed in the stomach, before they give it them, and then all rape is hulled, which lies not so hard at the stomach, as those seeds which have the skin on.

Neither must their meat be made too dry; for then they will be apt to be vent burnt, as all feeds are hot.

It is observable that the old ones, constantly drink after they have eaten seeds, and a little before they feed their young ones: and they commonly sit a quarter of an hour or more feeding them, to keep them warm, that the meat may the better nourish them; therefore when you have fed them, let them be covered up very warm, that their meat may the better digest.

The several names of these birds at different times and ages are; such as are above three years old are called Runts, those above two are named Erisses, and those of the first year that the old ones bring up are called Branchers; those that are new flown and cannot feed themselves Pushers, and those that are bred up by hand Nestlings.

CANCELLIER, a term used in Falconry, when a light flown hawk in her stooping turns two or three times upon the wing, to recover herself before she seizes.

CANKER IN HAWKS, a distemper breeding in the throat and tongue, proceeding from foul feeding, and their meat not being washed in cold water in summer time, and in warm in winter, which engenders a gross, slimy matter in their guts, which when moved fumes up into the head, and distilling thence down again produces heat of the liver, and so breaks out in the throat and tongue.

The cure: anoint the throat of the hawk with oil of almonds or olives two or three times a day together, and feed her with mutton, pullets, or flesh dipt in oil.

When you perceive that the canker is grown white, slit it open along the side of her tongue with a sharp penknife, and gently scrape away the whiteness, and dry up the blood with cotton or lint, and let her meat be washed in oil till she is cured.

CANKER IN HORSES, is a very loathsome disease, which if not continued long uncured, so festers and putrifies the part, that it will eat to the very bone; and if it happens to come upon the tongue, will eat it asunder; lighting upon the nose, it devours the gristle through, and if it comes upon any part of the flesh, it will fret and gnaw it a great breadth. It will be easily known, for the places where it is will be raw and bleed much, and a white scurf will often grow upon the infected part.

This disease may be caused many ways, either by the engendering of melancholy and foul blood in the body, by unwholesome meat, and by some sharp and salt humours, proceeding from cold not long before taken, which will render his breath very stinking.

When this disease is in the mouth, it will be full of blisters, and the beast will not be able to eat its provender.

It proceeds from crude undigested meat, rankness of food, or unnatural heat coming from the stomach, and sometimes from cold taken in the head; where the rheum binds upon the roots and kernels of the tongue, which has, as it were strangled and made straight the passages of the stomach: when the eyes are infected with it, which proceeds from a rank blood, descending from the head, it breeds a little worm like a pismire, that grows in the corner next his nose, and it will eat it in time, &c.

It may be known by the great and small pimples within and without the eyelids.

The cure: there are many things in general good for the cure of this distemper, in any part of a horses body; but more particularly for that in the mouth and nose.

Take

Take half a pint of white-wine, the quantity of a walnut of roch alum, half a spoonful of bay salt, one spoonful of *English* honey, red sage, rue, rib-wort, bramble leaves, of each a like quantity; boil them in the white-wine till one fourth part be consumed, and inject this water into the fore, or if it be in the mouth, wash the place with a clout fastened to a stick, and dress him with it twice a day or oftener. Or,

Take the juice of plantain, as much vinegar, and the same weight of the powder of alum, and anoint the fore with it two or three times a day. Or,

Reduce a like quantity of ginger and alum to a fine powder, mix them well together till they are like a salve, and very thick, and anoint the part after it has been very well washed with alum water and vinegar. Or,

Take half a pound of alum, a quarter of a pint of honey, columbine and sage leaves, of each a handful; boil all in three pints of running water, till one pint be consumed; this is good for a canker in the mouth particularly, being washed with it morning and night. Or,

For foul ulcers, and to make the hair grow: take a quart of tar, put to it half a pound of bear's grease, and an ounce of green copperas, a quarter of a pound of saltpetre, two ounces of wax, a quart of honey, a quarter of a pound of rosin, two ounces of verdegrease, and a quart of linseed oil; boil it till half be consumed, then strain the liquor and keep it close in a pot, to be used on occasion, warming it when you apply it to the fore.

**CANKER IN DOGS;** a distemper that seizes their ears, but does not much incommode them.

The cure: take two ounces of soap, the same quantity of oil of tartar, sulphur, sal-armoniac, and verdegrease, incorporate all together with vinegar and aqua-fortis; with this rub the parts affected, and it will cure.

**CANNON MOUTH OF A BITT,** is a round but long piece of iron, consisting sometimes of two pieces that couple and bend in the middle, and sometimes only of one

piece that does not bend, as in the cannon-mouth a *trompe*.

Cannon mouths of all sorts are contrived to keep the horse in subjection; and are so contrived that they rise gradually towards the middle, and ascend towards the palate; to the end that the void space left underneath may give some liberty to the tongue.

**CAPARASSON, OR HORSE CLOTH,** is a sort of cover for a horse.

For led horses it is commonly made of linnen cloth, bordered round with woollen, and enriched with the arms of the master upon the middle, which covers the croupe, and with two cyphers on the two sides.

The caparassons for the army are sometimes a great bear's skin, and those for stables are of single buckram in summer, and of cloth in winter.

**CAPELET,** a disease in horses, when the tip of the hock is moveable, and more swelled than ordinary: when it is small it does no great damage, but if it grow large it will be painful, and make a horse lose his belly.

**CAPON,** a cock chicken gelded as soon as left by the dam, that being the best time, if his stones be come down, or else as soon as he begins to crow. They are of two uses.

The one is to lead chickens, ducklings, young turkeys, pea-hens, pheasants and partridges, which a capon will do all together both naturally and kindly, and by means of the largeness of his body will cover and brood thirty or thirty five of them.

Nay he will lead them forth more safely, and defend them much better against kites and buzzards than the hen.

Therefore the way to make him like them, is with a small fine briar, or else sharp nettles at night, beat and sting all his breast and nether parts, and then in the dark to put the chickens under him, the warmth of which will take away the smart, and induce him to be fond of them.

**CAPRIOLES,** are leaps that a horse makes in the same place without advancing, in such a manner, that when he is at the height of his leap, he yerks out with his hinder legs even and near. It is the most difficult



of all the high manage. It differs from croupades in this, that in a croupade the horse does not show his shoes; and from a balotade in this, that in a balotade he does not jerk out.

Your horse will never work well at caprioles unless you put him between two pillars, and teach him to raise first his fore-quarters, and then his hind-quarters, while his fore are yet in the air; for which ends you must give the aids of the whip and the pouson.

If you would teach your horse to make caprioles, and jerk out handsomely with his hinder feet, stay and help with your hand, and your heels.

This leaping horse takes to caprioles himself, for he makes equal leaps, and that upon the hand, *i. e.* without forcing the hand, and resting heavy upon the bridle. See to YERK.

CARACOL, is an oblique piste or tread traced out in a semi-round, changing from one hand to another, without observing a regular ground.

When horses advance to charge in battle, they sometimes ride up in caracols, to perplex the enemy, and make them doubtful whether they are about to take them in the front, or in the flank.

Caracol is a *Spanish* word; and in that language signifies the motion that a squadron of horse makes, when upon an engagement, the first rank has no sooner fired their pistols, but they divide, and open into two half ranks, the one wheeling to the right, the other to the left, along the wings of the body, to the rear. Every rank observes the same order of firing; and turning or wheeling from the front to rear, is called a caracol.

To caracol, is to go in the form of half rounds.

CAREER; this word signifies both the ground that is proper for the manage and course; and race of a horse that does not go beyond two hundred paces.

This barb makes a very good career, from pacing to stopping.

This *English* horse does not finish his

career; that is, he does not finish his course with the same swiftness; and does not move so short and swift at the middle and end as at the beginning.

This *Spanish* horse is fit for the ring; he has a short and swift career, and holds it an hundred paces.

CARP, is generally taken for the queen of fresh-water fish; being subtil, and living longest of all fish (excepting the eel) out of it's proper element.

They are observed to breed several months in one year; for which reason you shall scarce take either male or female without melt or spawn: but they breed more naturally in ponds than in running-water, and in the latter, very seldom, or never; and where they frequent their stock is innumerable.

#### CARP-FISHING.

A person who angles for a carp, must arm himself with abundance of patience, because of his extraordinary subtilty and policy: they always chuse to lie in the deepest places, either of ponds or rivers, where there is but a small running stream.

Further, observe that they will seldom bite in cold weather; and you cannot be either too early or too late at the sport in hot weather; and if he bite you need not fear his hold, for he is one of those leather-mouthed fish, that have their teeth in their throat.

Neither must you forget, in angling for him, to have a strong rod and line; and since he is so very wary, it will be proper to entice him, by baiting the ground with a coarse paste.

He seldom refuses the red worm in *March*, the caddis in *June*, nor the grasshopper in *June, April, and September*.

This fish does not only delight in worms, but also in sweet paste; of which there is great variety: the best is made up of honey and sugar, and ought to be thrown into the water some hours before you begin to angle; neither will small pellets thrown into the water two or three days before, be the worse for this purpose, especially if chicken's  
guts,

guts, garbage, or blood mixed with bran and cow-dung be also thrown in.

But more particularly, as to a paste very proper for this use, you may make it in the manner following: take a sufficient quantity of flour, and mingle it with veal, cut small, making it up with a compound of honey; then pound all together in a mortar, so long, till they are so tough, as to hang upon the hook without washing off.

In order to effect which the better, mingle whitish wool with it; and if you keep it all the year round, add some virgin's wax, and clarified honey.

Again, if you fish with gentles, anoint them with honey, and put them on your hook, with a deep scarlet dipped in the like, which is a good way to deceive the fish.

Honey and crumbs of white bread mixed together, is also a very good paste.

To make carp fat, and very large: when your pond, in *April*, begins to grow very low in water, rake all the sides of it with an iron rake, where the water is fallen away; then sow hay-seeds, and rake it well; by this means, at the latter end of summer, there will be a good growth of grass; which, when winter comes, and the pond begins to rise by rain to the top, it will overflow all that grass, and be a feeding-place for them, and make them exceeding fat. As for the way of taking a carp in a muddy pond, *see* TENCH.

In taking a carp either in pond or river, if the angler intends to add profit to his pleasure, he must take a peck of ale-grains, and a good quantity of any blood, and mix with the grains, baiting the ground with it where he intends to angle.

This food will wonderfully attract the scale-fish, as carp, tench, roach, dace, and bream.

Let him angle in a morning, plumbing his ground, and angling for a carp with a strong line; the bait must be either paste, or a knotted red worm, and by this means he will have sport enough.

CARRY Low; a horse is said to carry

low, that has naturally a soft, ill-shaped neck; and lowers his head too much.

All horses that arm themselves, carry low; but a horse may carry low without arming; for when he arms himself, his neck is too supple, and he wants to evade the subjection of the bridle: but when he carries low, he has his neck ill-placed, and ill-made.

To carry well, or in a becoming posture, is said of a horse, whose neck is raised, or arched; who holds his head high, without constraint, firm, and well placed.

To CARRY, (with Falconers) is a term used of a hawk; who is said to carry, when she flies away with the quarry.

CARRYING, (with Hunters) a term used of an hare; of which, when she runs on rotten ground, or in a frost sometimes, and it sticks to her feet, the huntsmen say, she carries.

CASTINGS, (in Falconry) a term, by which is understood any thing that is given an hawk, to cleanse and purge his gorge; of which there are two sorts.

1. Plumage, *i. e.* feathers, or cotton; the latter of which is most commonly given in pellets about the bigness of an hazle nut, made of fine, soft, white cotton, which, after she hath supped, you must convey into her gorge; and in the morning, observe diligently how she hath rolled and cast it, by which you will know whether she be in a good or bad condition; more particularly, if she cast it round, white, not stinking, nor very moist, or waterish, she may be concluded to be sound.

But if she roll it not well, but cast it long, with properties contrary to the former, then she is unsound, and full of diseases.

Besides, if her casting be either black, green, yellowish, slimy, or stinking, it shews that she is diseased.

The former casting is remedied by hot meats, and the latter by feeding her well, and washing her meats in cooling waters, as of endive, &c.

Give her also one or two castings of cotton, incorporating therewith incense and musk; but if she still continue in the same



same condition, give her upward scourings, made as follows: take one scruple of aloes powdered, powder of cloves four grains, and three of the powder of cubwebs, all incorporated and wrapped in-cotton. Give it the hawk empty, having no meat in her pannel.

Then for the other casting of plumage, it is to be observed as the former: that is, in the morning, if you find the feathers round, and not stinking, it is a good sign; but if it be long, and slimy, with indigested flesh sticking thereto, and having an ill scent, 'tis exceeding bad. See MEWTS.

CASTING, OR OVERTHROWING, A HORSE: the way to do this, is to bring him upon some even ground, that is smooth and soft, or in the barn, upon soft straw; when take a long rope, double it, and cast a knot a yard from the bow; put the bow about his neck, and the double rope betwixt his fore-legs, about his hinder pasterns, and under his fet-locks; when you have done this, slip the ends of the rope underneath the bow of his neck, and draw them quick, and they'll overthrow him; then make the ends fast, and hold down his head, under which you must always be sure to have good store of straw.

If you would brand a horse on the buttock, or do any thing about his hinder-legs, that he may not strike, take up his contrary fore-leg; and when you brand him, take care that the iron be red hot, and that the hair be both feared away and the flesh scorched in every place, before you let him go.

CASTING-NET: there are two sorts of these fishing-nets, but much alike in use, and manner of casting out, wherein the whole skill of the work consists. For the figure, see the plates III, and IV.

When this net is exactly thrown out, nothing escapes it, bringing all away within it's extent, as well weeds, sticks, and such like trash; but it is thereby often broke, wherefore you must take great care in what bottoms you cast it, and how it is cast off, that the net may spread itself in it's due dimensions.

Draw a loop, S, *Plate IV. Fig I.* of the main cord, over your left arm, and grasp with your left hand, all the net from T to V, about three foot from the bottom, where the leads hang, and let the leads just rest on the ground: with your right hand take up about a third part, as from D to L, and cast it over your left shoulder, like a cloak; then take another third part, from A to I, in your right hand, and let the residue remain hanging down: when you have done this, stand upright, and being at the place where you intend to cast it off, incline yourself first, a little towards the left hand, that you may afterwards swing yourself about to the right with the greater agility, and then let the net launch out into a pond: but take care that the threads, or meshes of the net, be not entangled with your buttons, lest you be in danger of being drawn in after it.

CASTREL, } a kind of hawk, which  
KASTREL, } much resembles the lanner  
in shape, but as to size is like the hobby:  
her game is the growse, a fowl common,  
and well known, in the north of *England*,  
and elsewhere: she will also kill a partridge;  
but yet is a bird of a very cowardly nature,  
a slow goer afore-head, and therefore not  
much in use.

CAT, is a beast of prey, even the tame one; and said to be of three kinds. 1. The tame cat. 2. The wild wood cat. 3. The mountain cat. The tame or domestic cat is diversified with an almost infinite variety of colours and streaks; but the natural colour, in a wild state, is a brown tawney, variegated with streaks of a whitish colour. In *France* the cats are all of a blueish lead-colour, and in the north of *Europe* they are all over white.

All which are of one nature, pretty much of the same shape, but differ in size; the wild cat being much larger than the tame, and the mountain cat is larger than the wild cat.

The tame cat is a creature subtil and watchful, very familiar and loving to mankind, and an enemy to rats, mice, &c. which it seizes on as it's prey.

These animals usually generate in the winter-season, making a great yawling or crying; go fifty-six days, or eight weeks, with young; bring forth several at a time: they cover their excrements, and love to keep their old habitations. See *POLÉ-CAT*.

*CATARACT*, is a malady in the eyes of an hawk not easily removed; and sometimes incurable, when it is too thick, and of a long continuance.

It proceeds from gross humours in the head, which frequently do not only dim, but extinguish the sight; and sometimes the hood is the cause of this mischief.

The cure is to be effected, by scouring her two or three days with aloes or agaric: then take the powder of washed aloes, finely beaten, one scruple, and two scruples of sugar-candy; mingle these together, and with a quill blow it into the hawk's affected eye three or four times a day.

This is the gentlest, and most sovereign medicine of any yet known; but if this will not do, you must use stronger remedies, as the juice of celandine roots, bathing their eyes often with warm rose-water, in which the seed of fenugreek has been boiled.

*CATTLE*. A collective name importing all quadrupeds, used either in tilling the ground, or for the food of man. Under cattle some include all quadrupeds which associate, or go in herds, as sheep, oxen, hogs, horses, &c. Others define cattle to be all tame animals which graze: cattle are sometimes divided into great, comprehending oxen, bulls, cows, calves, horses, &c. and small, including sheep, lambs, goats, &c. *BLACK CATTLE* implies all of the ox-kind.

*CAVALCADOUR*, is a word used at the court of *France*, and among the Families of the Blood, signifying the Querry; that is, Master of the Horse.

Thus we say, the Querry Cavalcadour of the Queen's stables; of Monsieur, or the duke of *Orleans's* stables.

In *Italy*, this word signifies the persons who trot colts with bardelle saddles. See *BARDELLE*.

*CAVALIER*. One that understands horses, and is practised in the art of riding them.

*CAVEZON*, a sort of nose-band, either of iron, leather, or wood, sometimes flat, at other times hollow or twisted, put on the nose of a horse, to wring it, and so forward the suppling and breaking of the horse. An iron cavezon is a semi-circle or band of iron, consisting of two or three pieces joined by hinges, and mounted with a head-stall, a throat-band, and two straps or reins with three rings; one rein passes through the middle ring; when we mean to make a horse walk round a pillar; through the two side-rings we pass the two reins, which the rider holds in his hand, or makes fast to the saddle, in order to keep the horse's head in subjection, &c.

*CAUTING-IRON*, an iron with which farriers fear those parts of a horse that require burning.

*CAWKING-TIME*, (in Falconry) a hawk's treading time.

*CHACK*, OR BEAT UPON THE HAND: a horse is said to chack, or beat upon the hand, when his head is not steady, but he tosses up his nose, and shakes it all of a sudden, to avoid the subjection of the bridle. In order to fix and secure his head, you need only to put under his nose-band a small flat band of iron bended archwise, which answers to a martingale.

A *CHACE*, } is a station for wild beasts

A *CHASE*, } of the forest: from which it differs in this respect; that it may be in the possession of a subject, which a forest, in it's proper and true nature cannot; neither is it commonly so large, nor endowed with so many liberties, as the courts of attachment, swain-mote, justice seat of eyre, &c. On the other hand, a chace differs from a park, for that it is of a larger compass, having a greater variety of game, and more overseers, or keepers.—For beasts of the chace and the terms used see the Article *TERMS*.

*What sort of Chace is most proper first to train a hunting-horse to.*

Some would have a horse that is designed either



either for a buck-hunter, or fox-hunter, to be used at first, and trained up in that sort of exercise; others are of opinion, that those chaces are too violent for a young horse, and therefore chuse to train him after harriers: which last seems to be the most eligible.

As for the stag, buck, and hind there is not much difference in the hunting of them; so that the inconveniences from each chace, are in a manner the same also: for whichever you hunt, it is either in covert or at force.

If a deer be hunted in a park, they usually chuse the most woody parts of it, as a refuge from the pursuits of their enemies; which is both unpleasant to the rider, and troublesome to the horse, to follow the dogs through the thick bushes: and besides, in parks the ground is usually full of mole-banks, trenches, &c. which is dangerous for a young horse to gallop on, till he has attained to some perfection in his stroke.

But if they be turned out of the park, and hunted at force, you will find, that as soon as you have unharboured or rouzed them they will immediately make out endways before the hounds, five or six, nay, sometimes ten miles; they following in full cry, so swiftly, that a horse must be compelled to run up and down hill without any intermission, leaping hedge, ditch, and dale; nay, often crossing rivers, to the great danger of the rider, as well as of the horse. So that it should seem altogether improper to put a young horse to such violent labour at the first, till he hath been inured to hard service by practice and degrees.

And besides, the seasons for these chaces beginning about Midsummer, and ending at Holy-rod-tide, is a part of the year in which the sun's heat is excessive; that besides the swiftness and violence of this chace, and the danger of cracking his wind, and bursting his belly; (and the straining of his limbs by such desperate riding, and creating in a young horse a loathsomeness to his labour, by undergoing such violent and unusual service;) the sun's excessive heat does so scorch the earth, that a violent chace would hazard the melting of his grease: and

the weight of the rider, by reason of the hardness of the ground, would occasion foundering, splints, and windgals; insomuch, that in a short time the horse would prove altogether useless.

Therefore it would be best, that those horses that are employed in this violent exercise, be horses of stayed years; which have been trained to hunting by long practice and experience.

Young horses, (says the Duke of Newcastle) being as subject to diseases as young children: therefore he advises, that any man that would buy an horse for use in his ordinary occasions, as for journies, hawking, or hunting, should never buy a horse till the mark be out of his mouth; and if he be found of wind, limb, and sight, he will last you eight or nine years, with good keeping, and never fail you: and therefore, (he adds) I am always ready to buy for such purposes, an old nag, of some huntsman or falconer, that is found; and that is the useful nag: for he gallops on all grounds, leaps over hedges and ditches; and such an one will not fail you in your journey, or any where, and is the only nag of use for pleasure or journey.

The next chace is that of the fox; which although it is a recreation much in use, and highly applauded by the generality of the nobility and gentry, yet is inconvenient for the training of a young horse; it being swift without respite, and of a long continuance too; both which are distasteful to the horse: but the greatest inconvenience that happens to a horse in this case, is, that when a fox is unkennelled, he seldom or never betakes himself to a champagne country, but remains in the strongest coverts and thickest woods; so that a horse can have but little pleasure in accompanying the hounds, without running the risk of being stubbed, or some such dangerous accidents.

The fittest horses for this chace, are horses of great strength and ability: this chace beginning at *Christmas*, which is the worst time of riding, and ends at *Lady-day*, when the ground is best for it.

The next chace is the otter; which is not

convenient for a horse, because he that will truly pursue this amphibious animal, must often swim his horse, to the equal hazard, both of the rider and the horse.

The hare therefore should seem the best chace, both for pleasure and delight; and the most beneficial for training a young horse.

It is indeed swift, and of some endurance, like that of the fox, but far more pleasant to the horse, because hares commonly run the champagne country: and the scent not being so hot as that of the fox, the dogs are oftener at default, and by that means the horse has many sobs; by which means he recovers wind, and regains strength.

This chace begins at *Michaelmas*, and lasts till the end of *February*.

The best dogs to bring a horse to perfection of wind, and speed, are fleet northern hounds; for they, by means of their hard running, will draw him up to that extraordinary speed, that he will not have time to loiter; and by continual practise, will be inured and habituated to the violence of their speed, that in a short time he will be able to ride on all sorts of ground, and be at such command upon the hand, that he will strike at what rate you please: and three quarters speed will be less troublesome to him than a *Canterbury* gallop.

This may probably be one of the reasons why your northern breeders, for the generality, excel those of the south: since certainly the speed of their hounds contributes much to the excellence of their horses, and renders them able to endure a four mile course without sobs; which some horsemen call running.

**CHAFFINCH**, a singing bird, that takes its name from its delighting in chaff; and by some admired for its song, though it has not much pleasantness, or sweetness in it.

They are caught in plenty in flight-time; but their nests are rarely found, though they build in hedges and trees of all sorts, and make them of moss and wool, or any thing almost they can gather up: they have young ones twice or thrice a year, which are seldom bred from their nest, as being a bird not apt to take another bird's song, nor

to whistle; so that it is best to leave the old ones to bring them up.

The *Essex* finchers are generally allowed to be the best sort, both for length of song and variety, they ending with several notes that are very pretty.

It is an hardy bird, and will live almost upon any seeds, none coming amiss to him; and he is seldom subject to any disease, as the canary bird and linnet are; but he will be very lousy, if not sprinkled with a little wine, two or three times a month.

**CHALLENGED COCK-FIGHT**, is generally to meet with ten staves of cocks, and to make out of them twenty-one battles, (more or less) the odd battle to have the mastery.

**CHALLENGING**, [hunting-term] is used of hounds and beagles, when at first finding the scent of their game, they presently open and cry: the huntsmen then say, they challenge.

**CHANFRIN**, is the fore part of a horse's head, extending from under the ears, along the interval, between the eye-brows, down to his nose.

**CHANFRAIN-BLANCE**. See **STAR**, or **BLAZE**.

**CHANGE A HORSE, OR CHANGE HAND**; is to turn, or bear the horse's head from one hand to another, from the right to the left, or from the left to the right.

You should never change your horse, without pushing him forward upon the turn; and after the turn, push him on straight, in order to a stop.

This horse changes from the right with an ugly grace. See **ENTIER**, **NAILS**, **WALK**, and a **PASSADE** of five times.

**CHANNEL OF A HORSE**, is the hollow between the two bars, or the nether jaw bones, in which the tongue is lodged: for this purpose it should be large enough, that it be not pressed with the bitt-mouth, which should always have a liberty in the middle of it.

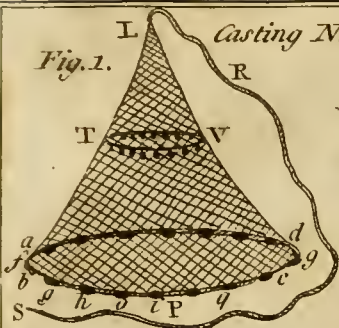
**CHAPE**, [with hunters] the tip at the end of a fox's tail; so called, as the tail itself is termed breach, drag, or brush.

**CHAPELET**, is a couple of stirrup-leathers,





Fig. 1. Casting Net 3



Chest Traps

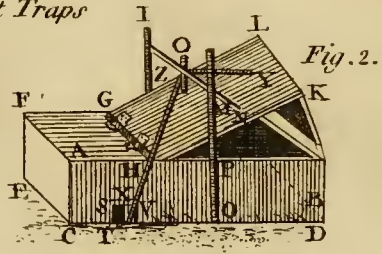



Fig. 2.

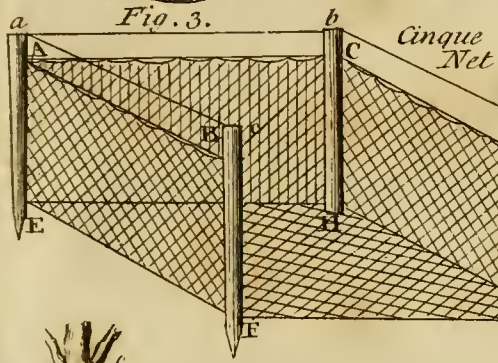


Fig. 3.

Cinque Net



Gray Fish Net Fig. 3.

Clap Net

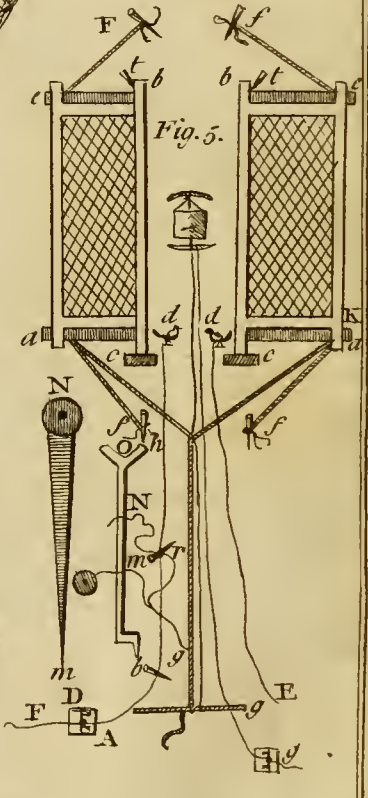
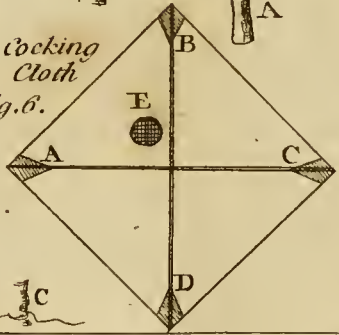


Fig. 5.



Cock Roads  
Fig. 7.

Cocking Cloth Fig. 6.





leathers; mounted each of them with a stirrup, and joined at top in a sort of leather buckle, called the head of the chapelet, by which they are made fast to the pommel of the saddle, after being adjusted to the rider's length and bare: they are used, to avoid the trouble of taking up or letting down the stirrups, every time that a gentleman mounts on a different horse and saddle, and to supply the want in the academy saddles, which have no stirrups to them.

CHAPERON OF A BITT-MOUTH, is a word only used for scatch-mouths, and all others that are not cannon-mouths, signifying the end of the bitt that joins to the branch, just by the banquet.

In scatch-mouths the chaperon is round, but in others it is oval; and the same part that in scatched, and other mouths, is called chaperon, is in cannon-mouths called, froncean.

CHARBON, (*i. e.* coal,) is an obsolete French word; signifying that little black spot or mark, that remains after a large spot, in the cavity of the corner teeth of a horse, about the seventh or eighth year, when the cavity fills, and the tooth, being smooth and equal, is said to be raised.

CHARGE, is a preparation of an ointment, of the consistence of a thick decoction, applied to the shoulders, splaits, inflammations, and sprains of horses.

The parts affected are rubbed and chafed with this composition, after which you may cover them with sinking paper, if you will.

Charges are made two ways, *viz.* either with emiellures, *i. e.* a mixture of honey, turpentine, suet, and other drugs; or with remolade, which is a mixture of the lees of wine, with the drugs of emmiellure.

Farriers confound the names of charge emmiellures and remolade, and indifferently use one for the other.

CHASTISEMENTS, OR CORRECTIONS; are these severe and rigorous effects of the aids; for when the aids are given with severity, they become punishments.

CHAUSSE TROP-HAUT; a white footed horse is said to be such, when the white maks run too high upon the legs.

CHECK, [in Falconry] a term used of

a hawk when she forsakes her proper game, to fly at pyes, crows, rooks, or the like, crossing her in her flight.

CHEST-TRAPS, a kind of boxes, or traps, used to take pole-cats, fitchets, martens, and the like vermin, that are injurious to warrens, dove-houses, or hen-roosts: the first of them being with a single, and the other with a double entrance, are represented thus: Now for the making and using them, take three pieces of oak or elm-boards, of an equal bigness, like to that which is in *Plate IV. fig. 2.* with A, B, C, D; let them be four foot long, one over, and about an inch thick; which nail together just like a coffin, and close up one end with a piece of the board, which must be nailed fast on, as A C E F; likewise nail over three main boards, another piece, as A, F, G, H, which must be as large as any of the rest, but not so long by two parts in three: and for the rest of the covering, you must have another piece of the same board: on the other side of the boards, make a little hole with a gimlet, at the places marked G, H, where fasten two nails, that may be driven into the board that lies on the top, so as to serve for sockets, or as the axle of a coach: so that the board may easily be lifted up and let down: and at the other end I K, nail another piece of timber, just equal to that marked A, F, G, H, which must only be fastened to the upper boards in such manner, that being let down, the whole may seem to be a chest close shut; then get two pieces of wood, as L, M, P, Q, two foot long, and one inch and an half thick, and pierced at the end L, M, with a hole big enough to turn one's little finger in; nail these on the two side boards, about the middle of them, just opposite to each other, with a piece of wood an inch square, shaped at both ends like an axletree, which put easily into the two holes L, M; at the middle of the said axletree, frame a mortice or hole to fasten and tye a stick O, N, which may fall down upon the moving plank, when it is let down; and this is intended to prevent any beast from lifting up the cover when once it is down.

Before

Before you nail all the boards together, make a hole in that plank marked A, B, C, D, at the place marked U, X; which hole should be two inches long, and half an inch over just opposite thereto, and in the other plank bore a little hole with a gimlet as at R, that you may put in a small cord; at the end whereof you tie your tricker R, N, S, N, T, made of a stick as big as one's little finger, which though fastened at the end R, may however have liberty enough to move up and down, and must pass through the hole U, about two inches out, with a notch or two at T; about the end of it tie your bait on this tricker within the chest trap, which ought to be appropriated to the nature of the beast, or vermin you intend to take.

For the setting this trap, you must have a strong cord upon the moving plank, near the middle of it marked Y; towards the end at the other end of the said cord, tie a small stick marked U, an inch an half long and half as big as ones finger, formed at one end like a wedge, so the trap being lifted half a foot as you see it represented in the figure, and the cord which passeth over the axletree, Z, O, the little stick may have one end in the notch T of your tricker, and the other end in the hole X, and then is your trap or engine set right as it should be: if your tricker be a quarter of an inch clear from the bottom when any vermin is once in, and gives but one touch to the bait, which is on the tricker that gives way, down falls the moving plank with the door fast shut.

The other trap with the double entrance, is much the best, because the vermin you intend to take may see through it to behold the prey, and come in at which side they please, and therefore will sooner venture.

It is made much after the same manner with the former, having two turning planks, and the tricker ought to be in the middle at Z: so there needs no farther directions to be given about it. *See Plate IV. fig. 2.*

CHEVALER: (a French word) a horse s said to chevaler, when in passing upon

a walk or a trot his far fore leg crosses or overlaps the other fore leg every second motion. *See to PASSAGE.*

CHEVIN } A fresh water fish,  
CHUB-FISH } having a great head.

CHEVIN-FISHING, this fish spawns in *March*, is very strong, though unactive, yielding in a very little time after he is struck, and the larger he is the more quietly he is taken.

As for his food, he loves all sorts of worms, and flies, also cheese, grain, black worms, their bellies being slit that white may appear. He affects a large bait, and variety of them at one hook; but more particularly he delights in the pith that grows in the bone of an ox's back; but you must take care to take off the tough outward skin, without breaking the inward tender one.

This fish is to be angled for early in the morning with snails; but in the heat of the day, make use of some other bait, and in the afternoon fish for him at ground or fly; of the last of which there is none he covets more than a great moth with a large head, whose body is yellow, with whitish wings, which is commonly found in gardens about the evening.

CHEWING BALLS FOR HORSES: these balls are used for restoring lost appetite, an infirmity to which horses are very incident, proceeding from a salt humour, and bitter phlegm, which obstructs the passages of the throat, and makes them loath their food.

The composition of these balls is as follows.

Take a pound of *assa-foetida*, as much liver of antimony, and half a pound of the wood of a bay-tree, an equal quantity of juniper wood, and two ounces of pellitory of *Spain*.

Pound all the ingredients apart to a gross powder, in order to which the woods must be first very well dried, then put them all together in a mortar, and incorporate them with a large quantity of good grape verjuice well clarified, pouring it in by degrees, till they are reduced to a mass; of which make balls of an ounce and an half, and dry them



in the sun: wrap one of these balls in a linnen clout, and tying a thread thereto make the horse chew it for two hours in the morning; and he will eat as soon as you unbridle him: do the same at night, and continue this method till the horse recovers his appetite.

When one ball is consumed put in another.

These balls may be used on the road, as you travel, being tied to the bridle; balls of *Venice* treacle may be used in the same manner with good success.

**CHOLIC, OR GRIPES IN HORSES.** Among all the distempers incident to a horse, none perhaps is so little understood by the common farriers, as this; and for want of necessary knowledge, they give the same medicines in all cases; but as this disorder may proceed from different causes, the method of cure must also vary: as otherwise the medicine intended to cure the disorder may augment it, and render it fatal. The three species into which we shall divide this disorder are,

1. The flatulent or windy.
2. The bilious or inflammatory, and
3. The dry gripes.

The horse troubled with a flatulent or Windy Cholic, is very restless, often lying down, and as suddenly rising again with a spring; strikes his belly with his hinder feet, stamps with his fore feet, and refuses his meat. When the gripes are violent he will have convulsive twitches, his eyes turned up, and his limbs stretched out as if dying, and his ears and feet alternately hot and cold: he falls into profuse sweats, and then into cold damps: strives often to stale, and turns his head frequently to his flanks; he then falls down, rolls about, and often turns on his back: this last symptom proceeds from a stoppage of urine, which generally attends this species of cholic, and may be increased by a load of dung pressing on the neck of the bladder.

The windy cholic often proceeds from drinking cold water when hot, to relieve which, empty the strait gut with a small hand dipt in oil, which frequently gives room

for the wind, before confined in the bowels, to discharge itself; and by taking off the weight that pressed upon the neck of the bladder, the suppression of urine is taken off; upon which the horse immediately stales and becomes much easier.

If the horse be young and full of blood, take away a proper quantity from the neck vein, and the following ball and clyster should be given, as they seldom fail of giving relief: Take of Strafburgh turpentine, and juniper berries pounded, of each an ounce; of salt-prunella, or salt-petre, an ounce; oil of juniper, one dram; salt of tartar, two drams; make the whole into a ball with a syrup of fugar. It may be given whole, and washed down, with a decoction of juniper berries, or a horn of ale.

If the horse, soon after taking this ball, does find no relief; it will be necessary, in an hour or two, to give him another ball, with the addition of a dram of salt of amber, which may be repeated a third time, if found necessary. During the fit, the horse may be walked and trotted gently, but should by no means be jaded: between the taking of the two balls, the following may be given; Take of chamomile flowers, two handfuls; anise, coriander, and fennel seeds, of each an ounce; boil them in three quarts of water to two; and add *Daffy's* elixir, or gin, half a pint; oil of amber, half an ounce, and oil of chamomile, eight ounces.

When the gripes are occasioned by drinking cold water when hot, the following will generally remove the complaint: Take of the powder of anise, cummin, and fennel-seeds, of each half an ounce; of camphor, two drams; of pellitory of Spain, one dram; oil of juniper, fifty drops: make the whole into a ball with syrup of fugar, and wash it down with a horn or two of ale.

If these ingredients should not be at hand, give the following drink: Take of castile or hard soap, and of salt-petre, each one ounce; or juniper-berries and ginger, of each half an ounce: boil the whole in a pint and an half of ale, adding a large onion; strain the

the liquor from the ingredients, and give it the horse. You may repeat the dose, if the first should not answer the intention.

When the horse begins to recover, he will lie quiet, without starting or tumbling; and if he continues in this quiet state an hour, you may conclude that the whole danger is over. Care should also be taken that the horse be well rubbed, cloathed, and littered with clean straw up to his belly.

The symptoms of a Bilous or Inflammatory Cholic, are a fever, great heat, panting, and dryness of the mouth; he also generally throws out a little loose dung, with a hot scalding water; which when it appears blackish, or of a reddish colour, indicates an approaching mortification: to remove which, take of fenna, three ounces; of salt of tartar, half an ounce: infuse the whole in a quart of boiling water, for an hour; then strain it off, and add two ounces of lenitive electuary, and four ounces of Glauber's salts.

If the disorder is not removed, but the fever and inflammation continue to increase, attended with a discharge of flesh-coloured water, the event will be fatal; and the only medicine that bids fair to prevent it is, a strong decoction of Jesuit's bark, given to the quantity of a pint every three hours, mixed with a gill of red port wine.

A quart of the same decoction, with two ounces of *Venice* turpentine, dissolved in the yolks of two eggs; an ounce of diascordium, and a pint of red wine, may be given twice a day, by way of clyster. But it will be necessary, if the horse recovers, to give him afterwards two or three mild purges of rhubarb.

The symptoms of the Dry Gripes are known by the horse's frequent and fruitless attempts to dung, the blackness and hardness of the dung, the frequent and quick motion of the tail, the high colour of his urine, and his great restlessness and uneasiness, which must be removed by the following method: the strait gut should be immediately examined and emptied, with a small hand dipped in oil, and the following clyster injected twice a day: Take of marsh-

mallows and chamomile-flowers, of each a large handful: of bay-berries and sweet fennel-seeds bruised, of each one ounce: boil the whole in a gallon of water to three quarts; pour off the clear liquor into a pan, and add a part of linseed, or any common oil.

The purging drink made of fenna, &c. described above, should be given, till the symptoms are removed, and his bowels unloaded. During the continuance of this disorder the horse should have no other food than scalded bran, and warm water gruel, or white water, made by dissolving four ounces of gum arabic in a quart of water, and mixing it with his other water.

The reader from the account we have given of the different species of the cholic will be abundantly convinced how necessary it is to be acquainted with each, that he may be enabled to adapt proper medicines, and relieve the creature from excruciating pains. He should else be careful to avoid all violent hot medicines, which often prove hurtful, even in the first species of this disorder, and too often fatal in the others. Nor is it any wonder that horses treated in that manner should generally die, since such medicines stimulate the neck of the bladder, augment the heat of the blood, before much too great, and inflame the bowels, by which means a mortification is brought on, and the horse is lost by the medicine given him for his recovery.

CHOPS } are maladies in the palate of  
 CLEFTS } an horse's mouth, caused ei-  
 RIFTS } ther, by eating coarse and  
 rough hay, full of thistles and other prickly  
 stuff; or by foul provender full of sharp  
 seeds, which by frequent pricking the bars  
 of his mouth causes them to wrinkle and  
 breed corrupt blood, which may turn to a  
 canker: which if it should come to that, it  
 is to be cured as a canker: but to prevent  
 it, wash his mouth with vinegar and salt,  
 and anoint it with honey.

And for the removing of these distempers pull out his tongue, slice it with an incision-knife, and thrust out the kernels, or corruption, then wash the parts as before directed.

But



But to prevent their coming at all, the best way is to wash his mouth or tongue often with wine, beer, or ale, and so blisters will not breed in it, or any other disease.

CHOPS } do also often happen in a  
CRACKS } horse's legs on the bought of the pastern, accompanied with pain, and a very noisome stench, which is sometimes caused by a sharp malignant humour that frets the skin.

The cure may be affected by first shaving away the hair from the complaint, in order to keep it clean, and applying the white honey charge, or coachman's ointment, which will speedily heal the chops, if the application be constantly renewed.

CHUB FISHING. This fish is full of small forked bones, dispersed every where through his body; eats very waterish, and, being not firm, is in a manner tasteless: it is the best of any to entertain a young angler, as being easily taken: in order to which you must look out for some hole, where you shall have twenty or more of them together in a hot day, floating almost on the surface of the water:

Let your rod be strong and long, your line not above a yard long and very strong, baited with a grasshopper; which bob up and down on the top of the water, and if there be any chubs they will rise.

But you must place yourself so as not to be seen, for the chub is a timorous fish, and the least shadow will make him sink to the bottom; though he will rise again suddenly, and this is called bobbing.

When your hook is baited, drop it gently about two foot before the chub you have pitched upon by your eye to be the best and fairest, and he will instantly bite greedily at it, and be held fast, for he is a leather mouthed fish, so that he can seldom break his hold; and therefore it will be best to give him play enough and tire him; or otherwise you may endanger your line.

If you cannot get a grasshopper, you must bait your hook with any kind of fly or worm, and if you will fish with a fly, grasshopper, or beetle, it must be at the top of the water: but if with other baits underneath it.

In *March* and *April* you should angle for the chub with worms; in *June* and *July* with flies, snails and cherries: but in *August* and *September*, use a paste made with Parmesan or Holland cheese, pounded in a mortar with saffron; adding to it a little butter.

Some use a paste made of cheese and turpentine for the winter season, at which time the chub is in his prime: for then his forked bones are either lost or turned into gristles; and his flesh is excellent meat baked; his spawn is admirable and if he be large, the throat when the head is well washed is the best part of the fish.

However in hot weather you must angle for this fish in the middle of the water, or near the top of it; but in cold weather near the bottom.

CHUSING OF DOGS: in order to chuse a dog and bitch for good whelps, take care that the bitch come of a generous kind, be well proportioned, having large ribs and flanks; and likewise that the dog be of a good breed and young; for a young dog and an old bitch breed excellent whelps.

The best time for hounds, nitches, or bratchets to be lined in, are the months of *January*, *February* and *March*.

The bitch should be used to a kennel, that she may like it after her whelping, and she ought to be kept warm.

Let the whelps be weaned after two months old; and though it be some difficulty to chuse a whelp under the dam, that will prove the best of the litter, yet some approve that which is last, and account him to be the best.

Others remove the whelps from the kennel, and lay them several and apart one from the other; then they watch which of them the bitch first takes and carries into her kennel again, and that they suppose to be the best.

Others again imagine that which weighs least when it sucks to be the best: this is certain that the lighter whelp will prove the swifter.

As soon as the bitch has littered, it is proper to chuse them you intend to preserve,

and drown the rest; keep the black, brown, or of one colour; for the spotted are not much to be esteemed, though of hounds the spotted are to be valued.

Hounds for chace are to be chosen by their colours; the white with black ears, and a black spot at the setting on of the tail, are the most principal to compose a kennel of, and of good scent and condition.

The black hound, or the black tanned, or the all liver-coloured, or all white; the true talbots are the best for the stronger line: the grizzled, whether mixed or unmixed, so they be shag-haired, are the best verminers, and a couple of these are proper for a kennel.

In short, take these marks of a good hound; that his head be of a middle proportion, rather long than round; his nostrils wide, his ears large; his back bowed; his fillet great, haunches large, thighs well trussed, ham strait, tail big near the reins; the rest slender; the leg big, the sole of the foot dry, and in the form of that of a fox, with large claws.

**CINQUE PORT**, a square net resembling a cage, taking it's name from the five entrances into it: it is of excellent use for any pond or river, swift or standing water, for catching of fish, and the way to set it is represented in the figure.

To make use of this net, provide four strait, strong poles, answerable in length to the depth of the water; sharpen the great ends like stakes, and notch them within a foot of the ends, to fasten the four corners of the net as E, F, G, H; make the little notches on the same poles at a convenient distance, for the fastening the four upper corners in the same manner, as A, B, C, D. See *Plate IV. fig. 3.*

The bottom of the net is four square without any entrance; in order to place this with the greater conveniency get a boat to put the net in the water, for the poles must be driven fast into the ground, and at such a proper distance, that the net may be stretched out stiff, each pole answering to his fellow in an exact direct line; and this may suffice in any standing water; but if it be in a

swift stream, the motion of the water will always move the net, and so frighten away the fish.

Now in order to prevent this inconvenience, fasten some strong sticks at the very top of the four poles, to straiten and strengthen one another, and to keep all tight; as for example, observe the same pointed and marked with little *a, b, c, d*, and you will easily comprehend it; but then if you fasten two others cross ways from A, *a*, unto great D and little *d*, and from C, *c*, to great B and little *c*: you need not fear it, for the water can have no power over it. See *Plate IV. fig. 3.*

**CLAP** [in Falconry] the nether part of a hawk's beak.

**CLAP-NET**, AND **LOOKING-GLASS**, otherwise called doring or daring, is a device to catch larks with; for which end you are to provide four sticks, very straight and light, about the bigness of a pike, two of which should be four feet nine inches long, and should all be notched at the ends, as in the figure of these sticks marked with the little *a* and *b*; at the end *b*, fasten on one side a stick of about a foot long, of the same bigness with the other four sticks, and on the other side a small peg of wood, marked A, three inches long; then get four sticks more, each a foot long, as the letter *f*, each must have a cord nine foot long, fastened at the bigger end thereof, as *e, f*; every one of them should have a buckle at the end *e*, for the commodious fastening of them to the respective sticks, when you go about to spread your net, which is plainly represented in *Plate IV. fig. 5.*

You are also to provide a cord, *a, k, b, g*, which must have two branches, *a, k*, one of them is to be nine foot and a half long, the other ten, with a buckle at each end; the rest of the cord, from *b* to *g*, must be between twenty-two and twenty-four yards long; and all these cords, as well the long ones, as those with the sticks, should be strong twisted, about the bigness of one's little finger. The next thing to be provided, is a staff, *m, n*, about four foot long, pointed at the end *m*; and at the end *n*,  
fasten



fasten a little ball of wood, for the convenient carrying of these many necessaries, in some sack or wallet; you must also have a small iron spade to level the ground, as you see occasion, and two small rods, like that marked, *l, m, n, o*, each eighteen inches long, having a great end *L*, and thereto a small stick fixed, as *p*, with a packthread near the end of the said rod; and about the letter *m*, being near nine inches from it, tie another packthread with two ends, each hanging clear a foot long: at each end tie a little pecked stick, as *q, r*, and at the smaller end of the said rod, tie a packthread with four doubles, which must form two loops, as *o*, which tie to the legs of some larks: you must also have two small reels, as *F, G*, by the help whereof you may make the larks fly, as there is occasion: the next thing you are to prepare, is a looking-glass: for which, see LARK CATCHING.

When it is thus fixed, put a small line into the hole *j*, and your glass is finished; you must place it between the two nets, near the middle of them, at the letter *j*, and carry the line to the hedge, so that pulling the line you may make the looking-glass play in and out, as children do a whirligig, made of an apple and a nut. Always keep it turning, that the twinkling of the glass against the sun, may provoke the larks to come to view it.

When you intend to pitch your nets, be sure to have the wind either in front or behind them, lest if it be in either side, it hinders their playing: chuse some open place, and let it be remote from trees or hedges, at least an hundred paces; then the ground being clear from all stones and rubbish, spread the net after the manner expressed in the figure, viz. the longest sticks fastened to that part of the net which is largest; as for example, in the figure, that on your right hand is bigger than the other. You must drive the peg *e*, into the ground, and pass the end *a*, of the stick, into the buckle of one of the cords of the net; and the peg *d*, into the other loop of the same end; also do the same to the other stick, at the end *l*, but before you drive your peg

into the ground, strain the cord *c, t*, as much as you can; then take two of the sticks, as *f, e*, whereof one has a cord nine foot and a half long, and the other half a foot less: put the knot *e*, of the strongest cord, about the end of the farther stick, and retiring, drive your peg *f*, into the ground, just opposite to the two little pegs *c, t*: that done, coming to the other end, pass your stick *a*, into one of the shorter cords, and so drive your pegs just with the others, in a direct-line, as *c, t, f*, that your cord *a, e*, of the net, may be thoroughly strained. Being thus directed to set one net, you cannot well fail to set the other; only observe so to place them, that when they are drawn, one may clap about half a foot over the other.

The next thing to be done, is to take the grand cord, which is to make your net play: place the large branch *a*, about the end of the stick *a*, and the other branch *k*, about the stick *k*; then tie the knot *b*, so that it may rest in the middle, and carry the end to your lodge; strain it a little, and fasten it with a peg *A*, and about *B*, make some kind of hold-fast, for the better straining it, and that it may not slip again through your hands; just even with the said holdfast, make two holes *D, E*, in the ground, to thrust against with your heels: as for your lodge it must be made with boughs, in such a manner, that you may have a full and clear view on your nets before; and the same should be covered over head, and not very high, that you may have a prospect of all birds coming and going.

The last thing upon this occasion, is the placing your calls, (for so are the live larks termed here) and the figures direct you in what place to set them: set your little stick *p*, in the first place, and let the upper part be about six inches out of the ground; then place the two others *q, r*, on the right, and the other on the left, just at *m*, of the rod, where the cord of the said pegs is fixt; that done, tie the end of one of the packthreads of one of the reels, about three or four inches from *m*, near the place marked *n*, and carry your reel to the let-

ter F; the like you must do with the other rod, tied at the end *o*, and at equal distances tie the call-larks by the feet, so that when you see any birds near you, it is but twitching your cords, and you force the larks to mount a little, that thereby the others may take notice of them; and when they are within your distance, pull your main cord and your net flies up, and claps over them.

CLAMPONNIER, OR CLAPONNIER; an obsolete word, signifying a long jointed horse, that is, one whose pasterns are long, slender, and over pliant.

The word is properly applicable only to bulls or cows, for *la Claponniere*, in *French*, is in them what the pastern is in a horse.

CLEAR WALK, a term relating to game cocks; and signifies the place that the fighting cock is in, and no other.

CLEFTS OR CRACKS IN THE HEELS. A disease incident to horses, that comes either from over hard labour, which occasions surfeits, or by giving them unwholesome meat; or by washing them when hot. For their cure shave away the hair and apply the oil of hempseed, or linseed, and take care to keep them clean. See CHOPS.

CLOSE, BEHIND, is a horse whose hoofs come too close together: such horses are commonly good ones.

To CLOSE A PASSADE JUSTLY, is when the horse ends the passade with a demivolt, in good order, well narrowed and bounded, and terminates upon the same line upon which he parted, so that he is still in a condition to part from the hand handsomely at every last time or motion of his demivolt.

CLOYED } A term used by farriers  
ACCLOYED } of a horse, when he has been pricked with a nail in shoeing.

COACHMAN'S OINTMENT. Take common honey and powder of copperas, of each a pound and a half, set them over a gentle fire in a pot, mixing them well together, by stirring them constantly till they boil: then take the pot off instantly, and when it is grown half cold, put in an ounce of arsenic in powder, then set it on the fire again, stirring it continually, till it begins to

boil; then take it off the fire immediately, and keep stirring it till it grows cold: but take care to avoid the noisome smell.

Anoint the part slightly with this ointment once every two days, after it has been shaved and rubbed with a wisp. This is good for sore legs that are not gourdy, pains, mules, clefts, and rat-tails.

COCK, a domestic bird, and the male of the hens. It is the common opinion that a cock should never grow fat, and that he ought to supply a dozen of hens, from which he is distinguished by his spurs and comb: the eggs which hens lay without being trod, must not be hatched, for they will be addle: cocks are gelt, when young, to make capons.

This bird in general is the most virile; stately, and majestic of all others; and is very tame and familiar with mankind; naturally inclined to live in habitable houses: he is hot and strong in the act of generation, and delights in open plains, where he may lead forth his hens into green pastures and under hedges, that they may warm and bask themselves in the sun; for to be put up within walled places, and paved courts is most unnatural to them; neither will they thrive.

Now in the choice and shape of a dung-hill cock he should be, according to our *English* authors, of a large and well sized body, long from his head to the rump, thick in the girth; his neck should be long; loose, and erected up high, as the pelican; and other birds of prey are; his comb, wattles, and throat large, of a great compass, ragged, and of a very scarlet red; his eyes round and large, the colour answerable to the colour of his plume or main, as grey with grey, red with red, and yellow with yellow; his bill crooked, sharp or strongly set on his head: the colour suitable to the colour of his feathers on his head; his mane or neck feathers very long, bright, and shining, covering from his head to his shoulders; his legs strait, and of a strong beam, with large long spurs, sharp, and a little bending, and the colour black, yellow, or brownish; his claws strong, short, and well wrinkled;



wrinkled; his tail long, bending back, and covering his body very close, his wings very strong: and for the general colour of a dunghill cock, he should be red: he should be valiant within his own walk; and if he is a little knavish so much the better; he should be often crowing, and busy in scratching the earth to find out worms, and other food for his hens, and invite them to eat. *For the Treatment and Breeding DUNGHILL-COCKS and HENS, see the Article POULTRY.*

**COCK FEEDING**, is when a cock is taken from his walk, he should be fed a month before he fights: for the first fortnight feed him with ordinary wheaten bread, and spar him for four or five days that he has been in the pen; afterwards spar him daily, or every other day, till about four days before he is to fight.

For the second fortnight, feed him with fine wheaten bread, kneaded with whites of eggs and milk, and give him every meal twelve picks, or corns of barley.

He should not have water stand by him, for then he will drink too much; but let him have water four or five times a day.

If he be too high fed stive him, and give him a clove of garlic in a little sweet oil, for some few days; if too low fed, give him the yolk of an egg, beat and warmed (till it be as thick as treacle) with his bread.

For four days before fighting, give the cock hyssop, violet, and strawberry leaves, chopt small in fresh butter; and the morning he is to fight put down his throat a piece of fresh butter, mixt with powder of white sugar candy.

**COCKING CLOTH**, a device for catching pheasants with: for which take a piece of coarse canvas, about an ell square, and put it into a tan pit to colour; then hem it about, and to each corner of the cloth sew a piece of leather, about three inches square, and fix two sticks crosswise, to keep it out, as A, B, C, D, in the figure, *see the Plate*; there must also be a hole in the cloth to look out at, as at E, which is represented in the figure; and being provided with a small short gun, when you are near enough,

hold out the aforesaid cloth at arm's end, and put the muzzle of the gun out at the hole, which serves as a rest for the gun, and so let fly, and you will seldom miss; for by this means the pheasants will let you come near them, and the cocks will be so bold as to fly at it. *See Plate IV. fig. 3.*

**COCK-PIT**, a place made for cocks to fight in, being usually a house or hovel covered over, seated like an amphitheatre.

The place on which they fight is a clod, that is, the green sod; which is generally made round, that all may see, and about which there are seats and places for the spectators to sit at, three heights, or more, one above another.

**COCK-PIT-LAWS.** 1. In setting of a cock, none are to be upon the clod, but the two setters chosen for that office; and when the cocks are set beak to beak in the middle of the clod, and there left by the setters, if the set cock do not strike in counting forty, and ten times ten, the battle is lost.

2. If he strike, then they are to begin counting again, the short law, but not in the long law.

3. In betting, if the cock is impounded, and the poundage taken, they are to fight it out.

4. Done and done is a wager, when the cocks are fighting.

**COCKREL**, a young cock bred for fighting.

**COCK ROADS**, a sort of net contrived chiefly for the taking of wood-cocks; the nature of which bird is to lie close all day under some hedge, or near the roots of some old trees, picking for worms under dry leaves, and will not stir without being disturbed; neither does he see his way well before him in a morning early; but towards evening he takes wing to go to get water, flying generally low; and when they find any thorough-fare in any wood, or range of trees, they use to venture through; and therefore the cock-roads ought to be made in such places, and your cock-nets planted according to the figure. Which see in *Plate IV. fig. 7.*

Then supposing that your range of wood  
be.

be about thirty paces long, cut a walk thro' it, about the middle, about thirty six or forty broad, which must be directly straight, with all the shrubs and under-wood carried away; in like manner should all the boughs that hang over the said walk, be cut off: then chuse two trees, opposite to each other, as represented in the figure marked A, B, and prune, or cut off all the front boughs, to make way for the net to hang and play.

In the next place, provide two strong logs of wood, which open or cleave at the biggest ends, as marked C, D; the middle parts tie fast to some boughs of the tree, as the letters E, F, direct, and let the tops hang over, as G, H, represent.

You should always have ready good store of pullies, or buckles made of box, brass, or the like, according to the form designed by the figure, which should be about the bigness of a man's finger, and fasten one at each end of the perches or legs, G, H, having first tied on your pullies, about the two branches marked 3, a cord, of the thickness of one's little finger; then tie another knot on the said cord, about the distance of an hand's breadth from the first knot, marked 4, and so let the two ends of the cords hang down about a foot long, that therewithall you may fasten them to the pullies which are at the ends of the two perches or legs, as are marked I, L, close to the notches G, H: clap a small packthread into each pully, which should reach to the foot of the trees, that by the help thereof, you may draw up two stronger cords into the said pullies, where you hang the net, and not be forced always to climb up into the tree.

Lastly, provide a stand to be concealed; about half a dozen boughs pitched up together, may serve for that purpose; with a strong crooked stake forced into the ground, fast by the stand, on which fasten the lines of the net.

When the net is drawn up, remember to tie a knot at the ends of each of the two cords, of about twenty pounds weight each, that the stones may force the net down: and pull up the net,

of the  
When it  
stone to the end  
about four or five  
that when you let go, the  
down the net with a strong fall.  
both the stones, and upper part of

close to the pullies I, L: the stones are marked M, N, and the figure represents the whole net ready for use.

The ends of both lines must be drawn to your lodge, or stand, and wound two or three times about the crooked stake, to prevent the falling of the net, till some game flies against it.

COCK'S WALK, the place where a cock is bred; to which usually no other cock comes.

CODS, OR STONES SWELLED; a malady in horses that comes many ways, either by wounds, blows, bruises, or evil humours, which corrupt the mass of blood that falls down to the cods; or from a rupture, &c.

For the cure, take bole-armoniac reduced to a fine powder, vinegar and whites of eggs well beaten together, and anoint the part with it daily, till the swelling abates: and if it imposthume, where you find it to be soft, open it with an hot iron, or incision-knife, if it does not break of itself, and heal it up with green ointment.

COFFIN, OR HOOF OF A HORSE, is all the horn that appears when he has his foot set to the ground; and the coffin-bone is that to the foot, as a heart or kernel: the latter is quite surrounded, or over-spread by the hoof, frush, and sole, and is not perceived, even when the horse's sole is quite taken away; being covered on all sides by a coat of flesh, which hinders the bone from appearing.

COILING OF THE STUD, is the first making choice of a colt or young horse, for any service: which by no means must be done too early: for some horses will show their best shape at two or three years old, and lose it at four; others not till five, nay, not till six; but then they ever keep it: some again will do their best day's work at six or seven years old, others not till eight or nine.

COLDS, [in Farriery] there are a few diseases incident to a horse, which do not originate from a cold: and as no person used to horses can be ignorant when the animal is affected with this disease, it will be sufficient to describe the nature of a cold, and the usual symptoms that attend it.

Colds



Colds proceed from various causes; the most usual are riding horses till they are hot, and suffering them to stand exposed to the air. The removing a horse from a hot stable to a cold one; and if the horse has been high fed and cloathed, the cold contracted in this manner will often prove very violent: they also often get cold by not being carefully rubbed down, and the sweat rubbed off, when they come from a journey.

When a horse has taken cold, a cough will follow, and he will be heavy and dull in proportion to the severity of the disease. The eyes will be sometimes moist and watery, the kernels about the ears under the jaws will swell, and a thin mucous gleet will issue from his nose. If the cold be violent, the horse will be feverish, his flanks work, he will refuse his water, and loath his hot meat. When the horse coughs strong and snorts after it, eats scalded bran, and drinks warm water; is but little off his stomach, and moves briskly in his stall; dungs and stales freely, and without pain; his skin feels kindly, and his coat does not stare; there is no danger, nor any occasion for medicines. You should however bleed him, keep him warm, give him some feeds of scalded bran, and let him drink freely of warm water.

But if he feels hot, and refuses his meat, it will be necessary to bleed him plentifully, and give the following drink: Take three ounces of fresh anniseeds, and one dram of saffron; infuse them in a pint and half of boiling water; pour off the clear liquor, and dissolve in it four ounces of honey, adding two spoonfuls of salad oil. This drink may be given every night, and with proper care will fully answer in all sudden colds where there has been no previous disorder.

Or you may give the following pectoral ball: Take of the fresh powder of fenugreek, anniseed, cummin seed, cardamums, elecampane, colts-foot, and flower of brimstone of each three ounces; juice of liquorice dissolved in a sufficient quantity of mountain wine, saffron in powder half an ounce, olive oil and honey, of each eight

ounces, oil of anniseeds an ounce; mix the whole together with as much wheat flour as will be sufficient to make it into a paste.

These balls are of excellent use, and given in small quantities about the size of a pullet's egg, will encourage a free perspiration; but in case of a fever, they should not be continued but with the greatest caution.

It will be of great use to put the scalded bran hot into the manger, for the steam greatly promotes a running at the nose, and promotes the cure: and the horse should be warmly cloathed, especially about the head and throat. An hour's exercise every day will greatly hasten the cure: it also greatly promotes the discharge of rowels, which are sometimes necessary, when a horse is loaded with flesh.

COLICK OR CHOLIC; the most peculiar sign of the wind colick in horses, is the swelling of their body, as if it was ready to burst, accompanied with tumbling and tossing. See CHOLIC.

It is also known by his stretching his neck, or legs, by his striking at his belly, by his lying down and rising often, stamping with his feet, &c.

There are many remedies proper for this disease, of which I here mention but one.

Take half a pint of white-wine, warm it, put to it six ounces of oil, and fifty drops of spirits of hartshorn; and give it the horse; but if he be full of blood, first bleed him: if this dose does not cure him, give him another, with an hundred drops of spirits of hartshorn. See CHOLIC.

COLLAR OF A DRAUGHT HORSE, a part of the harness made of leather and canvas, and stuffed with straw or wool, to be put about the horse's neck.

COLT, a word in general, signifying the male and female of the horse kind; the first likewise, for distinction sake, being called a horse colt, and the other a filly.

After the colts have been foaled, you may suffer them to run with the mare till about *Michvelmas*, sooner or later, according as the cold weather comes in; then they must be weaned; though some persons are for having them weaned after *Martinmas*, or the

the middle of *November*. The Author of the *Compleat Horseman* is of opinion, that the reason why most foals advance so slowly, and are not capable of service till they are six or seven years old, is because they have not sucked long enough; whereas if they had sucked the whole winter over, they would be as good at four or five years old, as they are now at eight.

They ought to be kept in a convenient house, with a low rack and manger for their hay and oats, which must be sweet and good; with a little wheaten bran mixed with the oats, to cause them to drink, and to keep their bodies open.

But since there are some who alledge, that oats make foals become blind, or their teeth crooked; the same Author is of opinion, that oats will wear their teeth, and make them the sooner to change, and also raze; therefore he judges it to be the best way to break them in a mill, because that by endeavouring with their jaws to bruise and chew them, they stretch and swell their eye and nether jaw-veins, which so attract the blood and humours that they fall down upon the eyes, and frequently occasion the loss of them: so that it is not the heating qualities of oats, but the difficulty in chewing; that is the cause of their blindness.

Further, that colts thus fed with grain, do not grow thickish upon their legs, but grow broader, and better knit, than if they had eaten nothing but hay and bran, and will endure fatigue the better.

But above all they must be kept wet and cold, which are hurtful to them, nothing being more tender than they are.

For proof of this, take a *Spanish* stallion, and let him cover two mares, which for age, beauty, and comeliness, may admit of no difference between them; and if they be both horse colts, or both fillies, which is one and the same thing, let one run abroad, and the other be housed, every winter, kept warm, and ordinarily attended; and that colt that has been kept abroad shall have large fleshy shoulders, flabby and gouty legs, weak pasterns, and ill hoofs; and shall be a dull, heavy jade, in comparison to the

other which is housed, and orderly kept; and which will have a fine forehead, be well shaped, have good legs and hoofs, and be of good strength and spirit: by which you may know, that to have the finest stallion, and the beautifullest mare, is nothing, if they are spoiled in the breeding up.

It is worth observation, that some foals, under six months old, though their dams yield abundance of milk, yet decay daily, and have a cough, proceeding from certain pellicles, or skins, that breed in their stomachs, which obstruct their breathing, and at last destroy them entirely.

To remedy this malady, take the bag wherein the colt was foaled, dry it, and give him as much of it in milk as you can take up with three fingers: but if you have not preserved the bag, procure the lungs of a young fox, and use it instead of the aforesaid powder.

It will be proper to let the colts play an hour or two, in some court-yard, &c. when it is fair weather, provided you put them up again carefully, and see that they take no harm.

When the winter is spent, turn them into some dry ground, where the grass is short and sweet, and where there is good water, that they may drink at pleasure; for is it not necessary that a colt should fill his belly immediately, like a horse that labours hard.

The next winter you may take them into the house, and use them just as your other horses; but let not your horse-colts and fillies be kept together, after the first year.

This method may be observed every summer and winter, till you break them, which you may do after they have been three years old; and it will be a very easy thing, if you observe the aforesaid method of housing them, for ordering them the second year as you do other horses, that they will be so tame and gentle, that you need not fear their plunging, leaping, kicking, or the like; for they will take the saddle quietly.

As for all those ridiculous ways of beating and cowing them, they are, in effect, spoiling them, whatever they call it, in ploughed fields, deep ways, or the like; instead



instead of which, let the rider strive to win them by gentle usage, never correcting them but when it is necessary, and then with judgment and moderation.

You will not need a cavesson of cord, which is a head-strain, nor a pad of straw; but only a common saddle, and a common cavesson on his nose, such as other horses are ridden with; but it ought to be well lined with double leather; and if you please you may put on his mouth a watering-bitt, without reins, only the head-stall, and this but for a few days; and then put on such a bitt as he should be always ridden with: and be sure not to use spurs for some time after backing.

Take notice, that as yearlings must be kept abroad together, so those of two years old together; the like for those of three yearlings, which ordering is most agreeable to them. See FOAL and STUD.

In order to make him endure the saddle the better, the way to make it familiar to him, will be, by clapping the saddle with your hand as it stands upon his back, by striking it, and swaying upon it, dangling the stirrups by his sides, rubbing them against his sides, and making much of him, and bringing him to be familiar with all things about him; as straining the crupper, fastening and loosening the girths, and taking up and letting out the stirrups.

Then as to the motion of him, when he will trot with the saddle obediently, you may wash a trench of a full mouth, and put the same into his mouth, throwing the reins over the fore part of the saddle, so that he may have a full feeling of it; when put on a martingal, buckled at such a length, that he may but just feel it when he jirks up his head; then take a broad piece of leather and put about his neck, and make the ends of it fast by plating of it, or some other way, at the withers, and the middle part before his weasand, about two handfuls below the throple, betwixt the leather and his neck: let the martingal pass so, that when at any time he offers to duck, or throw down his head, the cavesson being placed upon the tender grille of his nose,

may correct and punish him; which will make him bring his head to, and form him to an absolute rein: trot him abroad, and if you find the reins or martingal grow slack, straiten them, for when there is no feeling, there is no virtue. See BACKING a COLT.

COLT-EVIL, a disease to which both stone-horse and gelding are subject: it happens to the first, by an unnatural swelling of the yard and cods, proceeding from wind filling the arteries, and hollow sinew, or pipe of the yard; and also through the abundance of feed: and it affects a gelding, for want of natural heat to expel any farther.

There are several things very good for this distemper: as the juice of rue mixed with honey, and boiled in hog's-grease: bay leaves, with the powder of fenugreek added to it: with which the part affected is to be anointed and sheathed.

A soft salve made of the leaves of betony, and the herb art stamped with white wine. is proper to anoint the sore; the sheath also must be washed clean with luke-warm vinegar, and the yard drawn out and washed also; and the horse ridden every day into some deep running water, tossing him to and fro, to allay the heat of his members, till the swelling be vanished; and it will not be amiss to swim him now and then: but the best cure of all, is to give him a mare, and to swim him after it. See SHEDDING SEED.

COLT-TAMING, is the breaking of a colt, so as to endure a rider, &c.

These animals being naturally of themselves unruly, you should make them familiar to you from the time they have been weaned, when foals; and so winter after winter, in the house, use them to familiar actions, as rubbing, clawing, haltering, leading to water, taking up their feet, knocking their hoofs, and the like; and so break him to the saddle.

The best time is at three years, or four at most; but he who will have the patience to see his horse at full five, shall be sure to have him of a longer continuance, and much less subject to diseases and infirmities.

Now in order to bridle and saddle a colt, when he is made a little gentle, take a sweet watering trench, washed and anointed with honey and salt, which put into his maw, and so place it that it may hang about his tuft; then offer him the saddle, but with that care and circumspection, that you do not fright him with it, suffering him to smell at it, to be rubbed with it, and then to feel it; and after that, fix it on, and girt it fast: and at what part and motion he seems most coy, with that make him most familiar of any other.

Being thus saddled and bridled, lead him out to water, bring him in again; and when he has stood a little, reined, upon the trench, an hour or more, take off the bridle and saddle, and let him go to his meat till the evening, and then lead him out as before; and when you carry him in again to set him up, take off his saddle gently, and dress him, clothing him for all night.

**COMB.** The crest or red fleshy tuft growing upon a cock's head.

**To COMMENCE, OR INITIATE, A HORSE,** is to put him to the first lessons, in order to break him.

To commence this horse you must work him round the pillar. *See ROPE.*

**CONEY.** *See RABBIT.*

**CONSUMPTION** [in Farriery] a consumption is nothing more than a want of nourishment, or the decaying of the body, particularly by a wasting of the muscular flesh.

When a horse begins to be consumptive, his eyes look dull, his ears and feet are commonly hot, he coughs violently by fits, sneezes often, and groans at the same time; he gleans at the nose, and sometimes throws off a yellowish curdled matter: his flanks have a quick motion, and he has little appetite to hay, though he will eat corn, but grows hot after it.

The first intention, and indeed one of the principal things, is bleeding in small quantities (a pint, or at most a pint and an half, is sufficient) and to repeat the operation whenever the breath is more than commonly oppressed. And as we are assured

from dissections, that in a consumption both the glands of the lungs and mesentery are swelled, and often indurated; the only medicines that can be depended upon, are mercurial purges and ponderous alteratives. We have already given examples of the former, and the following is a formula of the latter: Take of cinnabar of antimony, finely powdered, one pound; of gum guaiacum and nitre, of each half a pound; give him an ounce of this powder twice a day, taking care at the same time to wet his feeds.

But as this disorder is very difficult to cure, the horse should be turned when possible into spring grass, or rather into the salt marshes; which will generally prove more salutary, and sooner effect the cure, than all the medicines yet known: because the herbage has a strong tendency to correct the blood and juice; and the open air, and proper exercise, are, at the same time, of the utmost benefit.

Perhaps the medicines recommended in this and the preceding chapter, may be thought too expensive, especially if the horse be itself of little value: in this case, their place may be supplied by tar-water: and possibly this may prove a very salutary medicine, and prove of the greatest use to thick-winded horses.

**COP,** the top of any thing; also a tuft on the head of birds.

**COPING-IRONS,** instruments used by Falconers, in coping or paring a hawk's beak, pounces, or talons, when they are over grown.

**CORK, OR CORKING OF A SADDLE,** the pieces to which the bolsters are made fast, so called from having formerly been made of cork.

**CORNERS, OR ANGLERS OF THE VOLT,** are the extremities of the four lines of the volt when you work in square.

**CORNER TEETH OF A HORSE,** are the four teeth that are placed between the middling teeth and the tusches, being two above, and two below, on each side of the jaw; which shoot when the horse is four years and an half old.



**CORONET**, OR **CRONET OF A HORSE**, is the lowest part of the pastern which runs round the coffin, and is distinguished by the hair which joins and covers the upper part of the hoof. Or,

**CORONET**, } OF A HORSE'S FOOT, is that  
**CRONET**, } part on the very top of it where the hair grows, and falls down upon the hoof: the coronet should be no more raised than the hoof; for if it makes a ridge, or height round it, it is a sign that either the foot is dried up, or that there are a great many humours in the coronet, that may occasion the crown-scab, and other sores, to which that part is subject.

**CORRECTIONS, AND HELPS FOR A HORSE.** Before he is taught any lessons you ought to take notice, that there are seven helps for to punish him for faults committed in his lessons.

1. The voice; which when sweet, and accompanied with cherishings, is helpful: but when rough and terrible, and accompanied with strokes or threatnings, a correction.

2. The rod; which is a help in the shaking, and a correction in the striking.

3. The bitt; an help in it's sweetness, the snaffle in it's smoothness, but both corrections; the one in it's hardness, and the other in it's roughness; and both in flatness and squareness.

4. The calves of the legs; which being gently laid to the horse's sides, are helps; but corrections when you strike them hard, as giving warning that the spurs are about to follow.

5. The stirrup and stirrup-leather; which are corrections when struck again the hinder part of the shoulder, but helps when thrust forward in a quick motion.

6. The spur; that is helpful when gently delivered in any motion that calls for quickness and activity, whether on or above the ground; and a correction, when it is struck hard in the side, upon any sloth or fault committed.

7. The ground; that is an help, when plain and smooth, and not painful to tread upon; and a correction, when rough, deep,

and uneven, for the amendment of any vicious habit contracted.

**CORVET**, } [in the Manage] an air, when  
**CURVET**, } the horse's legs are more raised than in the demivolts, being a kind of leap up, and a little forward, wherein the horse raises both his fore-feet at once, equally advanced, (when he is going strait forward, and not in a circle) and as his fore-legs are falling, he immediately raises his hind-legs, as he did his fore; that is, equally advanced, and not one before the other: so that all his four legs are in the air at once; and as he sets them down, he marks but twice with them.

Horses that are very dull, or very fiery, are improper for curvets; they being the most difficult air that they can make, and requiring a great deal of judgment in the rider, as well as patience in the horse, to perform it.

**COSSET**, a colt, calf, lamb, &c. taken and brought up by hand, without the dam.

**COUCHING**, [hunting term] the lodging of a boar; as the dislodging of that beast is called, *Rearing of a boar*.

**COUGH** and **ASTHMA**, [in Farriery] no disorder has given more perplexity to farriers than a settled cough. The causes of this disease are various; and it is of the utmost importance to distinguish one cough from another, as otherwise it will be impossible to effect a cure.

If the cough is of long standing, attended with loss of appetite, wasting of flesh, and weakness, it denotes a consumption; and that the lungs are full of knotty hard substances, called tubercles. When the cough proceeds from phlegm and mucilaginous matter stuffing up the vessels of the lungs, his flanks have a sudden quick motion, he breathes thick, but not with his nostrils distended, like one that is broken-winded; his cough is sometimes moist, and sometimes dry and husky; before which he wheezes, and sometimes throws out of his nose or mouth large pieces of white phlegm, especially after drinking, or when he begins or ends his exercise; and this discharge generally gives very great relief, and the complaint is removed by the following proceeding.

If the horse be full of flesh, take from him a moderate quantity of blood. The next day give him scalded bran, and in the evening the following ball: Take of diapente one ounce; of calomel well prepared and sufficiently sublimed, two drams; make the whole into a ball with a sufficient quantity of honey.

This ball must be repeated the following night; be careful not to let the horse go into the wet, but keep him warm and well cloathed, let his drink be warm water, softened with bran; his hay sweet and dry, and his manger meat scalded bran, with a spoonful of honey in each feed. The morning after the second ball, give him a common purge, which is to be repeated once in five or six days, till he has taken three purges; and before each one ball, as above directed. After each purge, the following drink should be given, to prevent any ill effects that might otherwise proceed from mercurial medicines: Take of the shavings or raspings of guaiacum wood, half a pound; raisins of the sun four ounces, coltsfoot a large handful; sliced liquorice half an ounce; boil them in three quarts of spring or river water, to two quarts; pour off the decoction, and dissolve in it four ounces of honey. Give one half of this in the morning, after the purge has done working, and the other the morning following.

After this method has been pursued for some time, the following balls may be given every morning, and will greatly contribute to perfect the cure: Take of cinnabar of antimony finely levigated, six ounces; gum ammoniacum, galbanum, and assa-fœtida, of each two ounces; saffron half an ounce: make the whole into a paste for balls, with a proper quantity of honey.

These balls are very well calculated to answer the purpose intended; but if too expensive, the cordial ball may be given, with an eighth part of powdered squills, and *Barbadoes* tar.

Great care must be taken to give the horse proper exercise, in a free open air; and that his diet be very moderate. The quantity of hay he usually eats should be

abridged, given in small quantities, and sprinkled with water; and his usual allowance, both of corn and water, divided into portions.

It may not here be improper to add, that some young horses are subject to coughs on cutting their teeth, and their eyes are also affected from the same cause. In these cases always bleed, and if the cough is obstinate repeat it, and give warm mashs, which are commonly sufficient alone to remove this complaint. But when the cough is an attendant on worms, as it often is in young horses, such medicines must be given as are proper to destroy these vermin.

**COUNTERPOISE.** The liberty of the action and seat of a horse-man; so that in all the motions made by the horse, he does not incline his body more to one side than to the other, but continues in the middle of the saddle, rearing equally on his stirrups, in order to give the horse the proper and seasonable aids.

**COUNTER-TIME.** Is the defence or resistance of a horse that interrupts his cadence, and the measure of his manage, occasioned either by a bad horseman, or by the malice of the horse.

**COUNTER OF A HORSE.** That part of his forehead which is between the shoulder, and under the neck.

**COUNTISSES OINTMENT,** used in removing sores in horses. See **SCABBED HEELS**, for its preparation.

**COUP DE BRIDE,** the same as ebrillade. See **EBRILLADE**.

**COUPLE,** two things of the same kind set together; a pair; thus a couple of conies, or rabbits, is the proper term for two of them: so it is likewise used by hunters for two hounds; and a couple and an half, for three. Couple is also a sort of band to tie dogs.

**COURSING WITH GREY-HOUNDS,** is a recreation in great esteem with many gentlemen. It affords greater pleasure than hunting in some respects. As, First, because it is sooner ended. Secondly, it does not require so much toil. Thirdly, the game is for the most part always in sight. Fourthly,  
in



in regard to the delicate qualities and shape of the greyhound.

There are three several courses with greyhounds, *viz.* at the deer, at the hare, and at the fox.

For the deer there are two sorts of courses, the one in the paddock, and the other either in the forest or purlieu.

For the paddock, there must be the greyhound, and the terrier which is a kind of mongrel greyhound, whose business is to drive away the deer before the greyhounds are slipt, and most usually a brace or leash are let slip; seldom more than two brace. See GREYHOUND.

As for the paddock course. See PADDOCK.

#### *Courses of the deer in the forest or purlieu.*

There are in this two ways in use, the one is coursing from wood to wood, and the other upon the lawns by the keeper's lodge.

If you course from wood to wood, you are first to throw some young hounds into the wood to bring out the deer, and if any deer come out that is not weighty, or a deer of antler, which is buck, sore, or forel, then you are not to slip your greyhounds, which are held at the end of the wood, where the deer is expected to come out, which the keepers have good judgment to know.

And if you mistrust that the greyhounds will not kill him, then you may way-lay him with a brace of fresh greyhounds.

For the coursing upon the lawn, when you have given the keeper notice, he will lodge a deer for your course, then by coming under the wind, you may come near enough to slip your greyhounds for a fair course.

#### *Coursing the HARE.*

The best way in this, is to go and find out one sitting, which is easily to be done by walking cros the lands, either stubble, fallow, or corn, and casting your eye up and down; for in the summer season they frequent such places for fear of ticks, which are common in woods; also the rain and the fall of the leaf offends them.

The rest of the year, you must beat up and down with poles to start them out of their forms and retreats, and some hares will not stir, until they are almost touched, and it is a certain sign that such hares will make an excellent course.

If a hare sit near any close or covert, and have her head towards the same with a fair field behind her, you may ride with as much company as you have between her and the covert before she be put up, and then she is likely to make her course towards the champagne, for she seldom takes the same way that her head is, when she sits in her form.

When a hare is first started, you give her ground or law, which commonly is twelve-score yards or more, according to the ground where she sits, or else you lose much of your sport by putting an end to it too soon; and it is very pleasant to see the turnings and windings, that the hare will make to save herself, which sometimes prove effectual to her.

#### *The laws observed in COURSING.*

The following were established by the Duke of *Norfolk*, in the reign of Queen *Elizabeth*, and were subscribed unto by the chief gentry, and thence held authentic.

1. That he that is chosen Fewterer, or that lets loose the greyhounds, shall receive the grey hounds matched to run together into his leach as soon as he comes into the field, and follow next to the hare-finder, or he who is to start the hare until he come unto the form, and no horseman or footman is to go before, or on any side but directly behind, for the space of about forty yards.

2. You ought not to course a hare with more than a brace of greyhounds.

3. The hare finder ought to give the hare three so-hoes before he put her from her form or seat, to the end the dogs may gaze about, and attend her starting.

4. They ought to have twelve-score yards law before the dogs are loosed, unless there be danger of losing her.

5. That

5. That dog that gives the first turn, if after that there be neither cote, slip, or wrench, he wins the wager.

6. If one dog gives the first turn, and the other bears the hare, he that bears the hare shall win the wager.

7. A go-by, or bearing the hare, is accounted equivalent to two turns.

8. If neither dog turns the hare, he that leads last to the covert wins.

9. If one dog turns the hare, serves himself and turns her again, it is as much as a cote, and a cote is esteemed two turns.

10. If all the course be equal, he that bears the hare shall win; and if he be not born, the course shall be adjudged dead.

11. If a dog takes fall in a course, and yet perform his part, he may challenge the advantage of a turn more than he gave.

12. If a dog turns the hare, serve himself, and give divers cotes, and yet in the end stand still in the field, the other dog, if he turns home to the covert, although he gives no turn, shall be adjudged to win the wager.

13. If by misfortune, a dog be rid over in his course, the course is void, and to say the truth, he that did the mischief ought to make reparation for the damage.

14. If a dog gives the first and last turn, and there be no other advantage betwixt them, he that gives the odd turn shall win.

15. A cote is when the greyhound goeth endways by his fellow, and gives the hare a turn.

16. A cote serves for two turns, and two trippings or jerkins for a cote: and if she turneth not quite about she only wrencheth.

17. If there be no cotes given between a brace of greyhounds but that one of them serves the other at turning: then he that gives the hare most turns wins the wager: and if one gives as many turns as the other, then he that beareth the hare wins the wager.

18. Sometimes the hare doth not turn, but wrench; for she is not properly said to turn, except she turn as it were round, and two wrenches stand for a turn.

19. He that comes in first to the death of

the hare, takes her up, and saves her from breaking, cherisheth the dogs, and cleanses their mouths from the wool, is adjudged to have the hare for his pains.

20. Those that are judges of the leash, must give their judgment presently before they depart out of the field.

**COWRING** [in Falconry] a term used of a young hawk when she quivers and shakes her wings in token of obedience to the old ones.

**CRABBING** [in Falconry] is when hawks stand too near and fight with one another.

*The* **CRAMP AND CONVULSIONS**, are the contractions of the sinews, veins, and muscles, in any member or part of the body of a horse, &c.

The signs of knowing it are, that the horse will be so stiff, that the whole strength of a man is not able to bow him; he will be lame and well again, as if it were in a moment.

There is also another kind of cramp that seizes upon a horse's neck and the reins of his back, and univerfally all over his body, which may have proceeded either from a great cold, or from the loss of blood, whereby a great windiness enters his veins and benumbs the sinews.

This distemper also may be known by his head and neck standing awry, his ears upright, and his eyes hollow, his mouth dry and clung, and his back will rise like a camel's: which disorders are to be cured by giving him somewhat to make him sweat, and by loading him with warm woollen cloths.

**CRAPAUDINE**, OR TREAD UPON THE CORONET, is an imperfection in a horse's foot, being an ulcer on the coronet, from whence issues a filthy matter, which by it's sharpness dries up the horn beneath the part where the tread is made, and forms a kind of groove, or hollow, down to the very shoe.

**CRATCHES**. A swelling horses are liable to, on the pastern, under the fetlock, and sometimes under the hoof; for which reason it is distinguished into the sinew cratches, which affect the sinew, and those upon the coronet, called quitterbones.



**CRAW** or **CROP** OF BIRDS, the same as *Ingluves*. See *INGLUVES*.

**CRAY**, a distemper in hawks, almost the same as the *Pantas*, proceeding from cold by reason of ill diet and long feeding with cold, stale meat; the symptoms of it are that her muting will not be plentiful, nor come freely and easily from her; but she will drop some part thereof short and dispersed, and her body will be bound.

The cure: first remove the cause, letting her diet be high, easy of digestion, and cooling meat, such as young rabbits, chickens, sheep's hearts, &c.

Use her also to the confection of fresh butter, made up with rue, and cloves, and mace, anointing her meat with it.

It would not be amiss also to give her, sometimes with her meat, the distilled water of sorrel, woodbine, horehound, and the like cooling, cleansing, and opening medicines.

**CRAY-FISH-NET**: cray-fish, or crevices, are readily taken with the following sort of net, and other instruments represented in the figure, *Plate IV. fig. 8*.

Provide four or five small nets about a foot square, tie them to a round withy hoop, or the like as you see marked in the figure C, D, E; procure also as many staves as A, B, each of them five or six foot long, with three forks at the end, to which fasten the hoop at three equal distances, in such manner that when you lay the net flat on the ground, the stick may stand upright on the three forks.

Provide also a dozen rods or sticks in length five or six feet, cleft at the small end marked in the figure I, wherein you may place some skinned frogs, the guts of chickens or the like; having baited the sticks go out, and where you find any likely hole in the water, there leave it, and so after this manner lay the rest in the most likely places, and walk in and out visiting the sticks; when you perceive any fixed to the baits, gently move the baited end towards the middle of the water, and doubt not that cray-fish will keep their hold; when that is done, put your net just under the

bait and softly lift up the bait, and as soon as the cray-fish feel the air, they let go their hold and fall into the net.

**CREANCE** } A fine, small, long line  
**CRIANCE** } and even spun packthread,  
**CRANTS** } which is fastened to a hawk's leath, when she is first lured.

**CREAT**, is an usher to a riding master, or gentleman bred in the academy, with intent to make himself capable of teaching the art of riding the great horse.

**CREPANCE**, is a cratch or chap in a horse's legs given by the sponges of the shoe of the hinder feet crossing and striking against the other hinder foot.

This cratch generates into an ulcer.

**CRESCENT** [among Farriers] a horse is said to have crescents, when the point or that part of the coffin bone, or little foot which is most advanced, falls down, and presses the sole outwards; and the middle of the hoof above the toe shrinks and becomes flat by reason of the hollowness beneath it; though those crescents be really the bone of the little foot, which has left it's place and fallen downwards, so as the under part of the foot, that is the sole and the toe appears round, and the hoof above shrinks in.

**CREST FALLEN**, is an imperfection or infirmity in a horse, when the upper part of his neck, in which his mane grows, called the crest, hangs either on the one side or the other, not standing upright as it ought to do.

This proceeds for the most part from poverty, caused by ill keeping, and especially when a fat horse falls away suddenly upon any inward sickness.

The remedy is as follows: first raise it up with your hand, and place it as it ought to stand: then let a person standing on the side the crest falls from, hold up the crest with one hand, and thrust out the bottom of it with the other, so that it may stand upright.

This being done, draw a hot iron, broad on the edge, on that side through the skin (driving his neck first at the bottom of the crest, then in the midst of it, and lastly at the

the

the setting on of the hair) and no deeper than on the other side, from whence the crest falls; then gather up the skin with your hand, and apply two plaisters of shoemakers wax, laid one against the other at the edge of the wound, and with smooth splints stay the skin, that it may shrink neither upward nor downward.

Then clip away all the spare skin, which you had gathered with your hand, with a sharp pair of scissars, and stitch the skin together in divers places with a needle full of silk, and stitch the edges of the plaster also to prevent it from breaking.

And last of all anoint the fore with turpentine, honey, and wax, melted together, and the places which you drew with the hot iron, with a piece of greafe made warm, and thus do twice every day till it be whole.

But you must be sure to take care that your splints shrink not: though after all the best cure for this malady is to let the horse bleed and to keep him very well; for the strength and fatness will raise the crest again.

CREVICE; *i. e.* chop, cleft, or chink.

CRICK, is when a horse cannot turn his neck any manner of way, but holds it fore aright, insomuch that he cannot take his meat from the ground without great pain. The cure is to thrust a sharp hot iron through the flesh of the neck in several places, at three inches distance, and rowel all of them with horse-hair, flax, or hemp, anointing the rowels with hog's greafe.

CRINETES } [with Falconers] small  
CRINITES } black feathers in hawk's,  
like hares about the fore.

CROATS, OR CRAVATS, are horses brought from *Croatia* in *Hungary*, which for the most part beat upon the hand, and bear up to the wind: that is, bear their neck high, and thrust out their nose, shaking their head.

The croats are subject to be hollow or shell-toothed.

CROTCHES, [with Hunters] the little buds that grow about the top of a deer or hart's horns.

CROP OR CRAW OF BIRDS. See IN-GLUVES.

CROTELS } [with Hunters] the or-  
CROTENING } dure or dung of a  
hare.

CROUP OF A HORSE, ought to be large and round, so that the tops of the two haunch bones be not within view of each other, the greater distance between these two bones the better; but, yet it is an imperfection, if they be too high, which is called hornhipped, though that blemish will in a great measure disappear, if he can be made fat and lusty.

The croup should have it's compass from the haunch bone, to the very dock, or onset of the tail, and should be divided in two by a channel or hollow all along to the very dock.

*A racking* CROUP, is when a horse's fore quarters go right, but his croup in walking swings from side to side; when such a horse trots, one of the haunch bones will fall, and the other rise, like the beam of a balance, which is a sign that he is not very vigorous.

CROUPADE, [with Horsemen] is a leap in which the horse pulls up his hind legs, as if he drew them up to his belly.

Croupades differ from caprioles and balotades, in this, that in croupades the horse does not jerk, as he does in caprioles and balotades.

CROW NET, is an invention for catching wild fowl in the winter season, and which may be used in the day time: this net is made of double thread, or fine packthread; the meshes should be two inches wide, the length about ten yards, and the depth three. It must be verged on the side with good strong cord, and stretched out in length very stiff, upon long poles prepared for that purpose.

When you are come to the place where you would spread your net, open it and lay it out at it's full length and breadth; then fasten the lower end of the net all along the ground, so as only to move it up and down; the upper end of the net must stand extended on the long cord; the further end thereof being staked first to the earth by a strong cord about five yards distant from the net; place



place this cord in an even line with the lower edge of the net: the other end of the cord must be at least twenty five yards, to reach unto some natural or artificial shelter, by the means of which you may lie concealed from the fowl, otherwise you cannot expect any good success.

The net must be placed in such exact order that it may give way to play on the fowl, upon the least pull of the cord, which must be done smartly, lest the fowl should prove too quick for you.

This device may be used for pigeons, crows, or the like birds, in the corn fields newly sown, as also in stubble fields, provided the stubble do conceal the net from the fowl.

It may also be used for small birds at barn doors; but then you must lay for them some train of corn or chaff to entice them to the net, lying concealed.

This crow net may also be spread to great advantage and pleasure in the mornings and evenings, where you know their haunts are, at which time in hard weather fowls are wont to fly in great flocks, to and from the land, with and against the wind, and then they fly close to the ground in open countries and low lands, which generally are not full of inclosures, and when they are within reach of your net, let go and it will rise over them, and bring them back to the ground with a smart blow.

**CROWNED**; a horse is said to be crowned, when, by fall or other accident, he is so hurt or wounded in the knee, that the hair sheds and falls off without growing again.

**CROWNED TOP, OR TOPS**, [with Hunters] are the first head of a deer, so called because the croches are raised in form of a crown.

**CROWN SCAB IN HORSES**, a white or mealy scurf, caused by a burnt, yellow and malignant matter that breaks forth at the roots of the hair, where it sticks to the skin and makes it frizzled and stare, and at last scalds it quite off. Of this there are two kinds.

1. The dry crown scab, that is without moisture.

2. The moist one, which is so by reason of a stinking water issuing out of the pores, and communicating it's stench and moisture to the neighbouring parts.

It appears on the coronet, and often all over the pastern to the joint, the part being much swelled, and will run up almost to the knee if not timely prevented.

The cure may be effected by taking two ounces of *Brazil* tobacco cut small, or at least stripped from the stalks, and infuse it for twelve hours in half a pint of strong spirit of wine, stirring it every hour, that the spirit of wine may penetrate the substance of the tobacco, and extract all it's tincture.

Chafe the scab with this without taking off the skin, and afterwards rub it very hard with a handful of tobacco, repeating this once a day till it is well. Or you may let the part be dressed with a composition of equal parts of marshmallow ointment and yellow basilicon spread on tow and applied all round the coronet. At the same time a dose or two of physic should be given, and afterwards the diuretic balls mentioned in a following article on the grease. The common practice is to wash the parts with a vitriol water, but the above is much safer and more expeditious.

**CRUPPER**, the buttocks of a horse, the rump: also a roll of leather put under a horse's tail, and drawn up by thongs to the buckle behind the saddle, so as to keep him from casting the saddle forwards on his neck.

**CRUPPER BUCKLES**, are large square buckles fixed to the saddle tree behind, to fasten the crupper, each buckle having a roller or two to make it draw easily.

**CUB**, a young bear, or bear's whelp [among hunters] a fox and martern of the first year are also called cubs.

**CUD**. Sometimes cattle lose the cud by chance, sometimes by sickness, poverty, mourning, &c. to cure which, take four leaven of rye-bread, and salt, and mixing it with human urine and barm, beat it in a mortar; then making a large ball or two of it, put them down the beasts throat.

**CULVER**, an old word for a pigeon or dove,

dove, whence come culver house, or dove house.

**CURB**, is a chain of iron made fast to the upper part of the branches of the bridle, in a hole, called the eye, and running over the beard of the horse.

**CURB OF A HORSE'S BRIDLE** consists of the following parts.

1. The hook fixed to the eye of the branch.
2. The chain of the SS, or links.
3. The two rings or mails. Large curbs provided they are round are always the most gentle.

But care must be taken that it rest in it's proper place a little above the beard, otherwise the bitt-mouth will not have the effect that may be expected from it.

*To give a leap upon the CURB*, is to shorten the curb by laying one of the mails or S like joints of the chains over the rest.

**Curb** is a hard and callous tumour which runs within side of the horse's hoof in the great sinew behind, above the top of the horn, which makes him halt and go lame when he has been heated. It is to be cured by the like methods as a spavin. See **SPAVIN**.

*To CURTAIL A HORSE*, *i. e.* to dock him or cut off his tail.

Curtailling was not used in any nation so much as till lately in *England*, by reason of the great carriage, and heavy burthens our horses are continually employed in carrying or drawing: the *English* were formerly strongly opinionated, that the taking off these joints, made the horse's chine or back much stronger, and more able to support a burden; but it is not now so much practised as it was.

The manner of performing the operation is, first to feel with your finger or thumb, till you have found the third joint from the setting on of the horse's tail, when raise up all the hair, and turn it backwards; then taking a very small cord, and wrapping it about that joint, and pulling it as tight as possible it can; which you must do three or four times about the tail, with all possible tightness, and make fast the ends of the

cord: after which take a piece of wood with the end smooth and even, of the just height with the strunt of the horse's tail, and set it between the horse's hinder legs, having first trammelled all his four legs, so that he can no way stir, lay his tail upon the wood, taking a very sharp strong knife made for that purpose, set the edge thereof as near as you can guess between the fourth and fifth joint, then with a large smith's hammer striking upon the back of the knife, cut the tail off.

If you see any blood issue, you may know that the cord is not straight enough, and therefore should be drawn straighter; but if no blood follow, then it is well bound.

When you have done this, take a red hot burning iron, made of a round form, of the full compass of the flesh of the horse's tail that the bone thereof may not go through the hole; with this sear the flesh, till it be encrusted, and in the searing you will clearly see the ends of the veins start out like pap heads; but you must still continue searing, till you see all that was moist, to be smooth, plain, and hard, so that the blood cannot break through the burning; then you may unloose the cord, and after two or three days when you perceive the fore begin to rot, do not fail to anoint it with fresh butter, or hog's grease and turpentine, till it be healed.

**CURVET**. See **CORVET**,

**CUT**. To cut or geld a horse, is to render him impotent, after which he is called a gelding, by way of distinction from a stone horse.

Commonly your rouffons (*i. e.* your strong thick bodied Dutch horses) are stone horses and not geldings.

The best way to cure a horse of biting and kicking, is to geld him.

*To CUT THE ROUND, OR CUT THE VOLT*, is to change the hand when a horse works upon volts of one tread, so that dividing the volt in two, he turns and parts upon a right line to recommence another volt.

In this sort of manage the riding masters are wont to cry, cut the round.

**CUTTING OR INTERFERING**, is when the feet of a horse interfere, or with the



the shoe of one hoof beat off the skin from the pastern joint of another foot. This is occasioned by bad shoeing, weariness, weakness, or not knowing how to go, whereby the feet entangle.

**D**ACE } FISHING; These two  
DARE } fishes, as  
also a roch, are much of the same kind, both in manner of feeding, cunning, goodness, and commonly in size.

They will bite at any fly, but especially at the stone caddis fly, or may-fly, the latter end of *April*, and most part of *May*: it is an excellent bait, floating at top of the water: of which you may gather great quantities from the reeds and sedge, by the water-side; or from haw-thorn bushes, that grow near the bank of a shallow gravel stream, upon which they greatly delight to hang: and also at ant-flies, of which the blackest are the best; found in mole-hills, *June, July, August, and September*; which you may preserve for your use, by putting them alive into a glass bottle, having first put into it some of the moist earth from whence you gathered them, with some of the roots of the grass of the said hillocks, and laying a clod of earth over the bottle: but if you would preserve them above a month, put them into a large runlet, which has been first washed with water and honey on the inside, and then you may preserve them three months: but the best time to make use of them, is when they swarm, which is generally about the latter end of *July*, and the beginning of *August*.

This sort of fish, in a warm day, rarely refuses a fly at the top of the water; but remember when you fish under water for him, it is best to be within a handful, or something more, of the ground.

But if you would find dace or dare in winter, then, about *All-hallow-tide*, wherever you see heaths, or sandy grounds ploughing up, follow the plough, and you will find a white worm, with a red head, as big as the top of a man's little finger, very soft, that is nothing but the spawn of a beetle; gather these, and put them into

a vessel, with some of the earth from whence they were taken, and you may keep them all the winter for an excellent bait.

**DAPPLE-BLACK**, is a black horse, that in his black skin or hair, has spots and marks, which are yet blacker, and more shining than the rest of the skin.

When bay horses have marks of a dark bay, we call them dapple bays.

**DAY-NET**. A net generally used for taking such small birds as play in the air, and will stoop either to prey, gig, or the like; as larks, linnets, buntings, &c. The time of the year for using this net, is from *August* to *November*; and the best time is very early in the morning: and it is to be observed, that the milder the air, and the brighter the sun is, the better will be the sport, and of longer continuance. The place where this net should be laid, ought to be plain champagne, either on short stubbles, green lays, or flat meadows, near corn fields, and somewhat remote from towns and villages: you must be sure to let your net lie close to the ground, that the birds creep not out and make their escape.

The fashion of this net is described in *Plate V. fig. 1.* and it is made of a fine pack-thread, with a small mesh, not exceeding half an inch square: it must be three fathom long, and but one broad; the shape is like the crow net, and it must be verged about after the same manner, with a small, but strong cord, and the two ends extended upon two small, long poles, suitable to the breadth of the net, with four stakes, tail strings, and drawing-lines.

This net is composed of two, which must be exactly alike; and are to be laid opposite to each other, so even and close, that when they are drawn and pulled over, the sides must meet and touch each other.

You must stake this net down with strong stakes, very stiff on their lines, so that you may with a nimble twitch cast them to and fro at pleasure; then fasten your drawing-cords, or hand-lines (of which there must be a dozen at least, and each two yards long) to the upper end of the foremost staves: and so extend them of such a

straitness, that with a little strength they may rise up the nets, and cast them over.

Your nets being thus laid, place your gigs, or playing wantons, about twenty or thirty paces beyond, and as much on this side your nets: these gigs must be fastened to the tops of long poles, and turned into the wind, so as they may play to make a noise therein. These gigs are a sort of toys made of long goose feathers, like shuttle-cocks, and with little small tunnels of wood, running in broad and flat swan-quills, made round, like a small hoop; and so with longer strings fastened to the pole, will, with any small wind or air, move after such manner, that birds will come in great flocks to play about them.

When you have placed your gigs, then place your stake; which is a small stake of wood, to prick down into the earth, having in it a mortice-hole, in which a small, long and slender piece of wood, about two foot long, is fastened, so as it may move up and down at pleasure: and fasten to this longer stick, a small line, which, running through a hole in the aforesaid stick, and so coming up to the place where you are to sit, you may, by drawing the line up and down with your right hand, raise up the longer stick from the ground, as you see occasion.

Fasten a live lark, or such like bird, to this longer stick, which with the line marking it to stir up and down by your pulling, will entice the birds to come to your net.

There is another stake, or enticement to draw on these birds, called a looking-glass; (*see Article LARK*) which is a round stake of wood, as big as a man's arm, made very sharp at the end, to thrust it into the ground: they make it very hollow in the upper part, above five fingers deep; into which hollow they place a three-square piece of wood, about a foot long, and each two inches broad, lying upon the top of the stake, and going with a foot into the hollowness: which said foot must have a great knob at the top, and another at the bottom, with a deep slenderness between, to which slenderness you are to fasten a small pack-

thread, which running through a hole in the side of the stake, must come up to the place where you sit. The three-square piece of wood which lies on the top of the stake, must be of such a true poise and evenness, and the foot in the socket so smooth and round, that it may whirl and turn round upon the least touch; winding the packthread so many times about it, which being suddenly drawn, and as suddenly let go, will keep the engine in a constant round motion: then fasten with glue, upon the uppermost flat squares of the three-square piece, about twenty small pieces of looking-glass, and paint all the square wood between them, of a light and lively red; which in the continual motion, will give such a reflection, that the birds will play about to admiration until they are taken.

Both this and the other stake, are to be placed in the midst between the two nets, about two or three foot distance from each other; so that in the falling of the nets, the cords may not touch or annoy them: neither must they stand one before or after another, the glass being kept in a continual motion, and the bird very often fluttering. Having placed your nets in this manner, as also your gigs and stakes, go to the further end of your long drawing-lines and stake-lines, and having placed yourself, lay the main drawing-line across your thigh, and with your left, pull the stake-line to shew the birds; and when you perceive them to play near and about your nets and stakes, then pull the net over with both hands, with a quick, but not too hasty motion; for otherwise your sport will be spoiled.

You must always remember to lay behind you, where you sit, all the spare instruments and implements to be used; as the stakes, poles, lines, packthread, knitting-pin and needle, your bag with stakes, a mallet to knock in the stakes upon occasion; and lastly, be sure that the first half dozen of birds you take, be kept alive for stakes; for you must not be unprovided therewith upon any account.

Having thus treated of the day-net, (the same being commonly used by all bird-men)



men) I shall give the explanation of the several parts by letters, as exhibited, *Plate V. fig. 1.*

A, shews the bodies of the main net, and how they ought to be laid. B, the tail-lines, or the hinder lines, staked to the ground. C, the fore-lines, staked also to the ground. D, the knitting-needle. E, the bird-stale. F, the looking-glass stale. G, the line which draws the bird-stale. H, the line that draws the glass-stale. I, the drawing, double lines of the nets which pulls them over. K, the stakes which stake down the four nether points of the net, and the two tail-lines. L, the stakes that stake down the fore-lines. M, the single line, with the wooden button to pull the net over with. N, the stake that staketh down the single line, and where the man should sit. O, the wooden mallet. P, the hatchet: and Q, the gig.

**DECEIVE**; a horse is said to be deceived, upon a demivolt of one or two treads; when working, (for instance) to the right, and not having yet finished above half the demivolt, he is pressed one time or motion forwards, with the inner legs, and then is put to a reprice upon the left, in the same cadence with which he begun; and thus he regains the place where the demivolt had been begun to the right, and works to the left.

Thus you may deceive a horse upon any hand.

**DECOY-BIRD**, a bird made use of to call others of the same species to them: they are usually kept in a cage, and from thence decoy birds into the nets or snares prepared for them.

The hen partridge is the bird chiefly made use of in *France* for this purpose, which is placed at the end of balks, or ridges, where they spread their nets to draw in the cock that hears her.

**DECOY-DUCK**, a duck that flies abroad, and lights into company of wild ones; and by being become acquainted with them, by her allurements, she draws them into the decoy-place, where they become a prey.

**DECOY-POND**, a place made on purpose, by the means of which, great numbers of ducks, teal, &c. are drawn into a snare; and that by the subtilty of a few of their own kind, which from the egg are trained up to come to hand for the same purpose.

The manner of doing it, and the making the decoy-pond, with the several apartments belonging to it, require a long discourse; but indeed no particular rules and directions can be given therein, as being variously made, according to the situation of the place, which must be considered: so that such persons who would make one, would do best to view some that are already made: they are frequent in divers parts of the kingdom, but especially in *Lincolnshire*, *Cambridgeshire*, and such fenny countries; for the ground must be moist, moorish, and fenny, with the conveniency, if possible, of a river running through, or by it.

I shall therefore only say, that the place where these decoy-ducks entice them, must not be very broad, but set thick on both sides with osiers; and there must be nets at the top, and entrance, to be let down by the man who is to attend it, and who, when he see the ducks all entered in, draweth the net, by which means they are taken.

And great caution is to be used, that the nets are not let down till all the ducks are within the limits of the nets; for if any should escape, it would be very prejudicial, for such a duck, or ducks, would be shy, and scarcely be drawn into the like snare again, which would occasion others in the company to be shy too, and the decoy would be much prejudiced thereby.

**DEER**, a wild beast of the forest.

**DEER-HAYES**, engines, or large nets made of cords, to catch deer in.

**DEER-NECKS IN HORSES.** See **NECKS.**

**DEMI-VOLT.** See **VOLT.**

**DESULTOR.** A vaulter or leaper, who, leading one horse by the bridle, and riding another, jumped from the back of one to the other, as the ancient custom was after they had run several courses or heats. This practice required great dexterity, being performed

formed before the use of either saddles or stirrups. The custom was practised in the army, when necessity required it; but chiefly among the *Numidians*, who always carried two horses, at least, with them for that purpose, changing them as they tired. The *Hunters* have still some remains of it; and we now see the most dexterous feats of this kind, that perhaps were ever known in any age or nation, performed by our countryman, Mr. *Afley*.

**DEUIDER**, a term, in the academies, applied to a horse, that in working upon volts, makes his shoulders go too fast for the croupe to follow; so that instead of going upon two treads, as he ought, he endeavours to go only upon one: which comes from the resistance he makes in defending against the heels, or from the fault of the horseman, that is too hasty with his hand. See **HASTEN**.

**DIGGING A BADGER**, is dislodging or raising him out of the earth.

**DIMNESS OF SIGHT**, a disorder in horses, proceeding from blood-shot eyes. If the ball of the eye be sound, the cure is effected by keeping the horse warm, with a hood of linnen cloth fitted to his head; and anointing the eye-lids twice a day with a composition of sugar-candy, honey, and white rose-water. In two or three days the eyes will be well again, after which the creature should be blooded. In this disorder you ought by no means to clip or meddle with the bladders on any part of the eye.

**DISARMING THE LIPS OF A HORSE**, is the preventing them from taking off the true pressure or *appui* of the mouth, when they happen to be so large as to cover the bars.

**DISARM**; to disarm the lips of a horse, is to keep them subject, and out from above the bars, when they are so large as to cover the bars, and prevent the true pressure, or *appui* of the mouth, by bearing up the bitt, and so hindering the horse from feeling the effects of it upon the bars.

Give your horse a bitt with a cannon croupe or cut, which will disarm his lips;

or else put the olives upon him, which will have the same effect.

To **DISGORGE**, is to discuss, or disperse an inflammation or swelling. Hence they say,

Your horse's legs are gorged, or swelled; you must walk him out to disgorge them.

**DISUNITE**; a horse is said to disunite, that drags his haunches, that gallops false, or upon an ill foot. See **GALLOP FALSE**.

**DOCK** [or *Trouffequeve*] is a large case of leather, as long as the dock of a horse's tail, which serves as a cover to the tails of leaping-horses; and is made fast by straps to the crupper, having leather thongs that pass between his thighs, and along the flanks, to the saddle-straps, in order to keep the tail tight, to hinder it from whisking about, to make the horse appear broader at the croupe.

**DOCK**, [with Hunters] the fleshy part of a boar's chine, between the middle and the buttock: also the stump of a beast's tail.

**DOCK-PIECE OF A HORSE**, should be large and full, rather than too small: if a horse gall beneath the dock, grease the part every day, and wash it with salt and water, or good brandy, but the latter is the most effectual remedy, if the horse will endure it.

**DOGS**; a dog is a domestic animal, made use of for the guard of a house, and for hunting: the dog is the symbol of fidelity, and amongst all irrational animals, may deservedly claim a most particular preference, both for their love and services to mankind; using humiliations and prostrations, as the only means to pacify their angry masters who beat them, and turn revenge, after beating, into a more fervent love.

As there is no country in the world where there is not plenty of dogs, so no animals can boast of a greater variety, both in kind and shape; some being for buck, others for bear, bull, boar, and some for the hare, coney, and hedge-hog, while others are for other uses, according to their various natures, properties and kinds; neither are the uses and kinds of them so general, but their bringing up is also as easy, there being no great



great regard to be had as to their food, for they will eat any thing but the flesh of their own species, which cannot be so dressed by the art of man, but they will find it out by their smelling, and so avoid it.

Because some Authors seem to lay a stress upon the colour of dogs, we shall insert in as short a manner as possible what they say, and begin with the white coloured dogs; which for the most part are not good to run after all sorts of beasts; but are excellent for the stag, especially if they be all over white, that is, pupped without any spot upon them: and experience has taught people to put a value upon such dogs, by reason of the natural instinct they have to perform every thing well they are designed for; being curious hunters, having admirable noses, and very good at stratagems: in short, these dogs are valued because they are naturally less subject to diseases than others, by reason of the predominancy of phlegm in them, which gives them a good temperament of body.

A black hound is not to be despised, especially if marked with white, and not red spots; seeing this whiteness proceeds from a phlegmatic constitution, which hinder him from forgetting the lesson he is taught, and makes him obedient; whereas dogs that have red spots, are for the most part very fiery, and hard to be managed, by reason of the bilious humour that prevails, and causes this irregularity within them: and therefore a black dog with white spots is valuable, being usually hardy enough, will hunt well, is strong and swift, and holds out a long time: he will not forsake the chase, and when you are beating the water for sport, he will not be frightened at it: and lastly, he is the more esteemed, because those distempers incident to dogs, seldom befall him.

There are some grey coloured dogs that are good, and others you ought not to meddle with; that is, mongrels, which come from a hound-bitch that has been lined by a dog of another kind, or from a bitch of another kind that has been lined by a hound: hounds cannot be good if they do

not entirely retain the nature that is peculiar to them; and when they do, grey dogs are to be coveted, because they are cunning, never faulter, and grow not discouraged in the quest. 'Tis true, their sense of smelling is not so exquisite as that of those before-mentioned, but they have other qualities which make amends for it; for they are indefatigable in hunting, being of a robuser nature than others, and heat and cold, which they fear not, is alike to them.

Yellow dogs, are those which have red hairs inclining to brown; and as choler is the most predominant humour in this animal, so he is found to be of a giddy nature, and impatient, when the beast he follows makes turns, seeing he still runs forwards to find him, which is a great fault; and therefore they are seldom made use of to hunt any other than the wolf, or such black beasts as are rarely inclined to turnings: they are too swift, open but very little, especially in very hot weather; they are naturally impatient, and therefore hard to be taught, as they are uneasy under correction. They are more subject to diseases than other dogs, by reason of that over fierceness of temper, which makes them hunt beyond their strength.

As to the proportions, sizes, and features of dogs, M. *Liger* says, the large, tall, and big hounds, called and known by the name of the deep-mouthed, or southern-hound, are heavy and slow, and fit for wood-lands, and hilly countries; they are of deep mouths, and swift spenders: they are generally lighter behind than before, with thick short legs, and are generally great of body and head, and are most proper for such as delight to follow them on foot as stop-hunting, as some call it; but by most is termed hunting under the pole: that is, they are brought to that exactness of command, that in the hottest scent, and fullest chase, if one but step before them, or hollow, or but hold up or throw before them the hunting-pole, they will stop in an instant, and hunt in full cry after you, at your own pace, until you give them encouragement by word of command; which much adds to the length

length of the sport, and pleasure of the hunters, so that a course oftentimes lasteth five or six hours.

Opposite to the deep-mouthed or southern-hound, are the long and slender hounds, called the fleet, or northern-hound; which are very swift, as not being of so heavy a body, nor having such large ears: these will exercise your horses, and try their strength; they are proper for open, level and champagne countries, where they may run in view, and full speed; for they hunt more by the eye than by the nose, and will run down a hare in an hour, and sometimes sooner: but the fox will exercise them longer, and better.

Between these two extremes, there are a middle sort of dogs, which partake of both their qualities as to strength and swiftness, in a reasonable proportion: they are generally bred by crossing the strains, and are excellent in such countries as are mixed, viz. some mountains, some inclosures, some plains, and some woodlands; for they will go through thick and thin, neither need they be helped over hedges, as the huntsmen are often forced to do by others.

A true, right shaped, deep-mouthed hound, should have a round, thick head, wide nostrils, open, and rising upwards, his ears large and thin, hanging lower than his chops, the fleeces of his upper lip should be longer than those of his nether chops, the chine of his back great and thick, strait and long, and rather bending out than inclining in: his thighs well trussed, his haunches large, his fillets round and large, his tail or stern strong set on, waxing taperwise towards the top, his hair under his belly rough and long, his legs large and lean, his feet dry and hard, with strong claws and high knuckles: in the whole, he ought to be of so just a symmetry, that when he stands level, you may discern which is highest, his fore or hinder parts.

For the northern, or fleet-hound, his head and nose ought to be slender and longer, his back broad, his belly gaunt, his joints long, and his ears thicker and shorter; in a word, he is in all parts slighter made,

and framed after the mould of a greyhound.

By crossing those breeds, as before observed, you may bring your kennel to such a composition as you think fit, every man's fancy being to be preferred; and it is a well known saying,

*So many men, so many minds;  
So many hounds, so many kinds.*

Though I shall refer the reader to the diseases incident to dogs, under their respective head; yet their being bitten or stung by some venomous creatures, and others being not easily reducible to an article by itself, it shall be added here: As when they are stung by some adder, or other insect of that nature, you must take an handful of the herb cross-wort, gentian, and as much rue, the same quantity of *Spanish* pepper, thin broth, ends of broom and mint, of all an equal quantity; when that is done, take some white-wine, and make a decoction of the whole, letting it boil for an hour in a pot: then strain the whole, into which put an ounce of dissolved treacle, and let the dog swallow it, and observe to wash the bite therewith: if a dog is bitten by a fox, anoint it with oil wherein you have boiled some rue and worms.

*To cure the bites or stings in Venomous Creatures.*

If dogs, &c. are bitten by any venomous creatures, as snakes, adders, &c. squeeze out the blood, and wash the place with salt and urine; then lay a plaister to it, made of calamint, pounded in a mortar with turpentine and yellow wax; till it come to a salve. If you give your dog some of the juice of calamint to drink in milk, it will be good; or an ounce of treacle dissolved in some sweet wine.

*Rules to be observed for keeping DOGS in health.*

As pointers and spaniels, when good of their kind and well broken, are very valuable



able to a sportsman, it is worth while to take some care to preserve them in health. This very much depends on their diet and lodging; frequent cleaning their kennels, and giving them fresh straw to lie on is very necessary; or in summer time, deal shavings instead of straw, or sand in hot weather will check the breeding of fleas. If you rub your dog with chalk, and brush and comb him once or twice a week, he will thrive much the better; the chalk will clear his skin from all greasiness, and he will be the less liable to be mangy. A dog is of a very hot nature: he should therefore never be without clean water by him, that he may drink when he is thirsty. In regard to their food, carrion is by no means proper for them. It must hurt their sense of smelling, on which the excellence of these dogs greatly depends. Barley meal, the dross of wheat-flour, or both mixed together, with broth or skim'd milk, is very proper food. For change, a small quantity of greaves from which the tallow is pressed by the chandlers, mixed with their flour; or sheep's feet well baked or boiled, are a very good diet, and when you indulge them with flesh it should always be boiled. In the season of hunting your dogs, it is proper to feed them in the evening before, and give them nothing in the morning you take them out, except a little milk. If you stop for your own refreshment in the day, you should also refresh your dogs with a little milk and bread. It has already been observed, that dogs are of a hot constitution; the greatest relief to them in the summer, is twitch grass, or dog grass, which is the same thing. You should therefore plant some of it in a place you can turn them into every morning; they will feed freely on it, be cured of the sickness they are subject to, and preserved from any extraordinary heat of the blood; but unless the grass be of this sort, it is of no effect. If you be not acquainted with it, any gardener can furnish you with enough to plant, as it is a nuisance to them, and its roots run so quick through the ground as to injure their crops.

*On the Mange and its cure.*

Dogs are subject to the mange from being fed too high, and allowed no exercise, or an opportunity of refreshing themselves with dog grass, or by being starved at home; which will cause them to eat the vilest stuff abroad, such as carrion, or even human excrement: either of these will heat their blood to a great degree, which will have a tendency to make them mangy. The cure may be effected by giving stone-brimstone powdered fine, either in milk or mixed up with butter, and rubbing them well every day for a week with an ointment made of some of the brimstone and pork lard, to which add a small quantity of oil of turpentine.

Another medicine. Boil four ounces of quick-silver in two quarts of water to half the quantity, bathe him every day with this water, and let him have some of it to lick, 'till the cure be perfected. Or a small quantity of troopers ointment rubbed on the parts on its first appearance will cure it. It will also free lousy puppies from their lice. Or euphorb album two ounces. Flour of sulphur, Flanders oil of bays, and soft soap, each four ounces. Anoint and rub your dog with it every other day: give him warm milk and no water. The cure will be performed in about a week.

*On Poison of dogs, and its cure.*

If you suspect your dog to be poisoned with nux vomica (the poison commonly made use of by warreners, which usually causes convulsive fits and soon kills;) the most effectual remedy, if immediately applied, is to give him a good deal of common salt; to administer which, you may force open his mouth, and put a stick across to prevent his shutting it, whilst you cram his throat full of salt, at the same time holding his mouth upwards; and it will dissolve so that a sufficient quantity will be swallowed to purge and vomit him. When his stomach is sufficiently cleared by a free passage obtained by stool, give him some

warm broth frequently, to prevent his expiring from faintness; and he will recover. This success I have experienced: I have also met with this prescription. As soon as you suspect your dog to be poisoned, give him a common spoonful of the oil of *English* pitch, if a large dog, or in proportion if a lesser; which, 'tis said, will carry off the malignity of the poison the same day. But of this medicine I have not had an opportunity of making trial.

*To destroy Worms in dogs.*

Dogs are very frequently troubled with worms; but more particularly whilst they are young. Any thing bitter, is so nauseous to these worms, that they are very often voided by taking two or three purges of aloes, or (which is the same thing) *Scots* pills, four or five being a dose for a large dog: this is to be repeated two or three times in a week. If this do not succeed, you may give him an ounce of powder of tin mixed up with butter, in three doses, which seldom fails to cure. Or of the herb favin, dried and rubbed to powder, give about as much as will lay on a shilling for a dose; which will entirely destroy worms and their seed.

*On Madness of dogs, and its antidote.*

As the human species are liable to this fatal and terrible malady from the bite of a dog or any animal that is mad, as much as they are from one another; it is well worthy our best care and endeavours to find out a remedy or antidote against its malignity. As soon therefore as you find your dog has been bitten or worried by any dog suspected to be mad, dissolve one pound of common salt, in a quart of warm soft spring or running water; and let him be well washed therewith: if he has received no wound, you need not be under any apprehension for the consequences; but if there is any wound, you must squeeze and bathe it well with your salt and water for half an hour, and bind a little salt upon the part for twelve

hours; and give him the following medicine, which never fails of a cure.

*The MEDICINE.*

Take of rue six ounces, *London* treacle, garlick, sage, and filings of pewter, of each four ounces: boil them in four pints of beer until half be wasted: the remainder to stand together till used: the dose is six common spoonfuls twice a day till the whole be given.

*To preserve the feet of your dogs from Lameness.*

A pointer ought not to be hunted oftener than two or three days in a week: and unless you take care of his feet and give him good lodging as well as proper food, he will not be able to perform that through the season. You should therefore after a hard days hunting wash his feet with warm water and salt, and when dry wash them with warm broth, or beer and butter, which will heal their soreness, and prevent a settled stiffness from fixing.

*For Strains, Blows, or small Wounds in dogs.*

If your dog has received any little wounds by forcing through hedges, or gets any lameness from a blow or strain; bathe the wound or grieved part with salt and cold vinegar (for warming it only evaporates the fine spirit) and when dry, if a wound, you may pour in it a little Fryar's Balsam, which will perform the cure sooner than any method that I have experienced.

*On Coughs, and Colds of dogs.*

Dogs are very subject to a cough, with a very extraordinary choaking, which is often thought to arise from a cold or some inward disorder: and I think it is often occasioned by their eating of fish bones. To guard against it, order your servants to throw all such fish bones where the dog can't get at them. But if the disorder be from a cold, let



Let bleeding be repeated in small quantities if necessary; but if it be what is called the distemper in dogs, and they appear to be very low in spirits, bleeding is better omitted. Let meat broth or milk broth warmed be the chief of his diet, and the following medicine. Take flour of sulphur, cold drawn linseed oil, and fast-petre, of each one ounce; divide it into four doses, giving him one dose every other day; and let him have plenty of clean straw to lie on. Or one spoonful of honey daily.

DOG-MADNESS, a distemper very common among all sorts of dogs; there are no less than seven sorts of madness, amongst which some are esteemed incurable; but before we proceed to particulars, it will be necessary to shew how it comes, and what are it's first symptoms.

The first cause proceeds from high feeding, want of exercise, fulness of blood and costiveness: as for the two first, you must observe when you hunt them, that they should be better fed than when they rest, and let them be neither too fat nor too lean, but of the two rather fat than lean, by which means they will not only be preferred from madness, but also from the mange and scab; which diseases they will be subject to for want of air, water, or exercise; but if you have but the knowledge to keep them in an even temper, they may live long and continue sound; as for water they should be their own carvers; but for exercise and diet, it must be ordered according to discretion, observing a medium; and for the latter, give them once a week, especially in the heat of the year, five or six spoonfuls of salad oil, which will cleanse them; if at other times they have the quantity given them of a hazle-nut of mithridate, it is an excellent thing to prevent diseases, and it is very good to bleed them under the tongue, and behind the ears. But if madness has seized them before you perceive it, they must be removed from the rest, for fear of an infection, and go to work with the rest.

The symptoms of this disease are many and easily discerned; when any dog separates himself contrary to his former use, becomes

melancholy or droops his head, forbears eating, and as he runs snatches at every thing; if he often looks upwards, and that his stern at his setting on be a little erect, and the rest hanging down; if his eyes be red, his breath strong, his voice hoarse, and that he drivels and foams at the mouth; you may be assured he has this distemper.

The Seven Sorts of madness are as follow; of which the two first are incurable, viz. the hot burning madness, and running madness; they are both very dangerous; for all things they bite and draw blood from, will have the same distemper; they generally seize on all they meet with, but chiefly on dogs: their pain is so great it soon kills them. The five curable madneses are;

Sleeping madness, so called from the dog's great drowsiness, and almost continual sleeping; this is caused by the little worms that breed in the mouth of the stomach, from corrupt humours, vapours, and fumes which ascend to the head: for cure of which, take six ounces of the juice of wormwood, two ounces of the powder of hartshorn burnt, and two drams of agaric, mix all these together in a little white wine, and give it the dog to drink in a drenching horn.

Dumb madness, lies also in the blood, and causes the dog not to feed, but to hold his mouth always wide open, frequently putting his feet to his mouth, as if he had a bone in his throat: to cure this, take the juice of black hellebore, the juice of *spatula putrida*, and of rue, of each four ounces; strain them well, and put thereto two drams of unprepared scammony, and being mixed well together, put it down the dog's throat with a drenching horn, keeping his head up for some time, lest he cast it out again; then bleed him in the mouth, by cutting two or three veins in his gums.

It is said that about eight drams of the juice of an herb called hartshorn, or dog's tooth, being given to the dog, cures all sorts of madness.

Lank madness, is so called by reason of the dog's leanness and pining away: for cure give them a purge as before directed,

and also bleed them : but some say there is no cure for it.

Rheumatic, or Slaving madnes, occasions the dogs head to swell, his eyes to look yellow, and he will be always slaving and drivelling at the mouth; to cure which, take four ounces of the powder of the roots of pollipody of the oak, six ounces of the juice of fennel roots, with the like quantity of the roots of misletoe, and four ounces of the juice of ivy : boil all these together in white wine, and give it to the dog as hot as he can take it, in a drenching horn.

Falling madnes, is so termed because it lies in the dog's head, and makes them reel as they go, and to fall down: for cure, take four ounces of the juice of briony, and the same quantity of the juice of peony, with four drams of stavesacre pulverized; mix these together and give it the dog in a drenching horn; also let him bleed in the ears, and in the two veins that come down his shoulders; and indeed bleeding is necessary for all sorts of madnes in dogs.

To prevent dogs from being mad, that are bitten by mad dogs, is done by bathing them: in order to which take a barrel or bucking tub full of water, into which put about a bushel and an half of foot, which must be stirred well, that it may be dissolved; then put in the dog that is bitten, and plunge him over head and ears seven or eight times therein, and it will prevent his being mad; but he should also be bled.

When dogs happen to be bit as aforesaid, there is nothing better than their licking the place with their own tongues, if they can reach it; if not, then let it be washed with butter and vinegar made luke warm, and let it afterwards be anointed with *Venice* turpentine; it is also good to piss often on the wound; but above all, take the juice of the stalks of strong tobacco boiled in water, and bathe the place therewith; also wash him in sea water, or water artificially made salt: give him likewise a little mithridate inwardly in two or three spoonfuls of sack, and so keep him apart, and if you find him after some time still to droop, the best way is to hang him.

It may not be amiss to add what a late author advises one who keeps a dog, which is to have him wormed, which is a thing of little trouble and charge, and what he believes would prevent their being mad; and if they are, he is of opinion that it prevents their biting any other creature; for he asserts he had three dogs bit by mad dogs, at three several times, that were wormed, and though they died mad, yet they did not bite, nor do any mischief to any thing he had: and having a mind to make a full experiment of it, he shut one of them up in a kennel, and put to him a dog he did not value: that the mad dog would often run at the other dog to bite him; but he found his tongue so much swelled in his mouth, that he could not make his teeth meet: that that dog, though he kept him with the mad dog till he died, yet did not ail any thing, though he kept him two years afterwards, and gave him no remedies to prevent any harm which might come from the biting of the mad dog.

But as there are several sorts of madnes in dogs, he was not certain whether the effects were the same in all; but his dogs seemed to die of the black madnes, which is reckoned the most dangerous, and therefore he could not tell how far the following receipt might be effectual in all sorts of madnes, though it had not failed in curing all the dogs that he gave it to which were bitten, and all those he gave it not to, died.

The remedy is this: take white hellebore and grate it with a grate to powder, which must be mixed with butter, and given to the dog: the dose must be proportioned to the size of the dog; to a very small lap-dog you may give three grains, to a large mastiff sixteen grains, and so in proportion to other sizes. He adds, that the best way is, to give him a small quantity at first, that it may be increased as it is found to work, or not to work; but that as it is a strong vomit, and will make the dogs sick for a little time, so they must be kept warm that day it is given them, and the next night, and they must not have cold water; but when it has done working, towards the as-



ternoon give them some warm broth, and the next morning give them the same before you let them out of the house or kennel.

The same author says this is an extraordinary remedy for the mange; that he never knew three doses fail of curing any dog that had it, except he had a surfeit with it; which if he had, let him bleed also, and appoint him two or three times over with gunpowder and soap, beat up together, and it will cure him.

It is asserted by a gentleman, who has cured several creatures that have been bit by mad dogs, with only giving them the middle yellow bark of buckthorn, which must be boiled in ale for a horse or cow, and in milk for a dog; and that being bit by one himself, he ventured to take nothing else: but that it must be boiled till it is as bitter as you can take it.

*The choice of a DOG and BITCH for breeding good WHELPS.*

The bitch ought to be one of a good kind, being strong and well proportioned in all parts, having her ribs and flanks great and large.

Let the dog that lines her be of a good breed; and let him be young, if you intend to have light and hot hounds; for if the dog be old, the whelps will participate of his dull and heavy nature.

If your bitch do not grow proud of her own accord, so soon as you would have her, you may make her so by giving her the following broth:

Boil two heads of garlic, half a castor's stone, the juice of cressets, and about twelve *Spanish* flies, in a pipkin that holds a pint, together with some mutton, and make broth of it; and give of this to the bitch two or three times, and she will not fail to grow proud, and the same pottage given to the dog will make him inclinable to copulation.

After your bitch has been lined and is with puppy, you must not let her hunt, for that will be the way to make her cast her whelps: but let her walk up and down un-

confined in the house and court; never locking her up in her kennel; for she is then impatient of food, and therefore you must give her some hot broth once a day.

If you would spay your bitch, it must be done before she has ever had a litter of whelps; and in spaying her take not away all the roots and strings of the veins: for if you do it will much prejudice her reins, and hinder her swiftness ever after: but by leaving some behind, it will make her much the stronger and more hardy.

But by no means do not spay her while she is proud, for that will endanger her life: but you may do it fifteen days after; but the best time of all is when the whelps are shaped within her. *For more see POINTER, GREYHOUND, SPANIEL, &c.*

DOG-DRAW [in the forest law] a term used when a man is found drawing after a deer by the scent of a hound, which he leads in his hand. *See BACK-BEROND.*

DOLE FISH, that fish which the fishermen, employed annually in the north seas, usually receive for their allowance.

DORING } *See CLAP-NET and LARK.*  
DARING }

DOTTEREL, a bird so named from it's doting foolishness, in imitating the actions of the Fowlers; till it be caught in the net; of these birds there are many in *Lincolnshire*.

To DOUBLE [Hunting term] used of a hare who is said to double, when she keeps in plain fields, and winds about to deceive the hounds.

DOUBLE VAULT, *See VAULT.*

DOUBLE, TO DOUBLE THE REINS: a horse doubles his reins when he leaps several times together to throw his rider.

This Ramingue doubles his reins and makes pontlevis. *See PONTLEVIS.*

DRABLING IN ANGLING, is a method to catch barbels. Take a strong line of six yards, which, before you fasten it to your rod, must be put through a piece of lead, that if the fish bite, it may slip to and fro, and that the water may something move it on the ground: bait it with a lob-worm well secured, and so by it's motion the barbel will be enticed into the danger without suspicion.

suspicion. The best places are in running water near piles, or under wooden bridges, supported with oaks floated and slimy.

DRAG, [in Angling] is a piece of iron with four hooks placed back to back, to which a line is fastened; useful to the angler, only to save an intangled line, or when it slips off his rod.

DRAUGHT HORSE, a horse destined for the cart, plough, &c. in the choice of which for either of these purposes, being that which they call the slow draught, one is to be chosen of an ordinary height: for horses in a cart, unequally sorted, never draw at ease, but the tall hangs upon the low horse. Our *English* authors say, he should be big, large bodied and strong limbed by nature, rather inclined to crave the whip, than to draw more than is needful; and for this purpose, mares are most profitable, if you have cheap keeping for them; for they will not only do the work but also bring yearly increase: but care must be taken to have them well forehanded, that is, to have a good head, neck, breast, and shoulders; but for the rest it is not so regardful, only let her body be large; for the more room a young foal has in it's dam's belly the better: and be sure never to put the draught horses to the saddle, for that alters their pace, and hurts them in their labour. See **PACK-HORSE**.

Some say, that a horse designed for draught or labour, ought to have a head with large bones, and not fleshy, that so he may not be subject to diseased eyes; that his ears ought to be small, strait, and upright, and his nostrils should be large and open, that he may breathe with the more ease and freedom; that those horses that have their foreheads sunk a little downwards about the eyes, are generally good for labour; whereas those who are designed for the saddle, ought to have them even and pretty large; that the forehead should be always marked with a star, unless the horse be of a grey or white colour.

You must see that he has a bright and lively eye, full of fire, and pretty large and forward in his head, having large balls, and

raised pits, and never sunk, which shews that the horse is old, or begot by an old stallion; and if he has a bold look it is also a good sign: sunk eyes or elevated brows are indeed signs of some malignity in a horse; but these sort of horses will generally undergo much fatigue.

His mouth should be pretty wide, being a quality very essential to it, the palate not fleshy, and the lips thin: the mouth also should be cool, and full of foam, by which you may discover the good temperament of a horse, and that he is less subject to be heated than another; not that the mouth should be that which must be most regarded in a draught horse; for if he has a bad one, he often draws well.

We do not require fine chests in draught-horses, that being not essential; all that is to be said on this occasion is, that such animals ought to have pretty thick and fleshy ones, but his breast should be large and open, his shoulders should be thick, that he may draw the easier, and that his harness may not so soon hurt him: if he be somewhat heavy, he is the better for draught; for the more he is nearer the ground, the more he is valued for that purpose. He ought to have double loins, which may be seen by their being a little raised up towards both sides of the back-bone; he ought also to have large and round sides, to the end that he may have the more guts, and a better flank: you need not be afraid of his having a great belly, provided it be not cow-bellied, which will make him appear deformed: he should have full, but not broad flanks, that he may not sway in the back at his labour.

That horse is esteemed which has a large and round buttock, that neither sinks down or cuts: care should be taken that he should have a firm and strong tail, that the dock should be thick, well furnished with hair, and placed neither too high nor too low, both which contribute much to the deformity of the buttocks. The legs are parts of the body of a horse which are most to be considered, as being those which are to support the burthen of the whole body, to which they ought to suit; therefore legs should be rather



rather flat and broad than round, the roundness of the leg being a defect in a horse destined to labour which will soon ruin him : as for the hinder legs, the thighs should be long and fleshy, and the muscle that is on the outside of the thigh should be fleshy, large, and very thick : it is a fault to find them fall down plump when the horse steps ; it is also a sign of weakness in the loins or hams : however you are not to consider the hind legs so much as the others, they being not so subject to be faulty ; the fore ones being very often bad when the others are good. Those horses whose legs are too long and too large for their height, are faulty, and you ought not to buy them. You must always observe that he stands well and plump, when he stops in any place, and if he does not, you may conclude he is not good.

The usual ways to know the age of a horse, is by his teeth, eyes, &c. for which the Reader is referred to the article of AGE OF A HORSE, EYES OF A HORSE, &c.

The nether jaw of the horse should be examined very well, to see that it be incommoded with no gland, which may occasion the strangles, and be a means to kill him.

Something may be said concerning the feeding of a draught horse ; but for the servant who looks after him, he ought to be up very early, and see that the harness be in good order ; and taking away the old hay out of the rack, lay fresh in, and clean the manger, ridding it of all ordure, earth, or foul dung ; and while the horses are eating their hay, he ought to take them one after another out of the stable, to curry them, for if he should do this work within, the dust will fly to the other horses.

If persons would be persuaded of the necessity there is to dress horses well, they would not be so often surpris'd at the loss of them, for want of this care, though they feed them never so well.

It is from the filth, that is upon and about them, that many of the distempers which befall them have their rise, and prove their destruction : and it may be held for a certain maxim, that a horse with less food, that is

methodically dispensed, and well dressed and curried, shall be fatter, and more lightly than another who has more provender given him, and whose dressing is neglected ; and therefore the master of a family ought to be on the watch, and see that his servants (if they are of themselves careless) be not wanting in this particular.

Such sort of servants ought to be good humoured, handy, tractable, nervous, and hardy ; and in order to dress a horse well, they should hold the curry comb in the right hand, and the horse in the left, near the buttock, and lightly move the comb backwards and forwards along his body, and continue so to do till no more filth or dust come off ; and then they must, with a dust-cloth, wipe off all the dust that lies on the horse, without forgetting to do it over his body.

They should daily, after they have dusted their horses, take a wisp of straw, and twisting the same hard, wet it in water, with which they should rub them all over, and especially the legs, with which they should take a good deal of pains : by this means they will remove obstructions, and facilitate the passage of the animal spirits, which cause motion : indeed it cannot be expected this second dressing should be practis'd every day, but it ought to be done as often as servants have any leisure for it, particularly when the weather does not permit them to labour abroad ; and if they are defective therein, the master of the family ought to be careful, and make them to do it. When the horses are thus dressed, the next thing is to take the comb, and gently to comb their mane and tails ; and then they are to be led out of the stable to water, and to cheer and divert them as much as possible.

Most part of the diseases to which horses are subject, proceed from their drinking bad waters ; such as those that are too vivid, or too raw, muddy, and too cold. To prevent these inconveniences, you must observe, that if you are near a river, you should in summer-time, by all means, lead your horses thither ; but as little as may be in the winter, if you have a well near home ; for well-

well-water fresh drawn, during the season, is warm, and consequently good for the horses: If you are remote from any river, and that in summer-time you have no other than spring-water to give your horses to drink, you must draw the same a good while before it is given them, and expose it to the sun in tubs, or very clean stone troughs, that you may by that means correct the great crudity of the water, which is extremely injurious to them: you must seldom or never carry them to drink marshy water, which has very bad qualities, and will not agree with them.

When your labouring horses have drank their water, you must give them their oats in a manger, that has been first of all cleaned: the oats should be well sifted and cleared from dust, before you give 'em to them; you ought to take care to smell to them, and see if they smell of rats, or are musty, which will make the horses loath them. You must likewise, above all things, observe whether there are any small feathers among the oats, which may, if left therein, do the horse a great deal of injury: the quantity of oats allowed to each horse, is sometimes more, and sometimes less, but ever enough to make them keep up their flesh; and while the horses are eating their oats, the servants are to take their breakfasts, and afterwards go to harness them for the plough or cart, as their occasions require.

But before they do this, they must examine whether any thing hurts them, either at the breast, shoulders, or hams; and they must see that the collars about their necks be supplied with every thing that is requisite for them: if they are to draw in a cart, you must see that the pad upon the back does no way hurt them, that the same fits every way even, and that it be well stuffed with hair in the pannels, for fear it should be too hard upon the horse's back.

The horses being thus managed, and every thing in good order for the work, whether with plough or cart, those servants who do understand their business well, do not work them at first too hard, but every turn let them gently breathe; whereas if they do

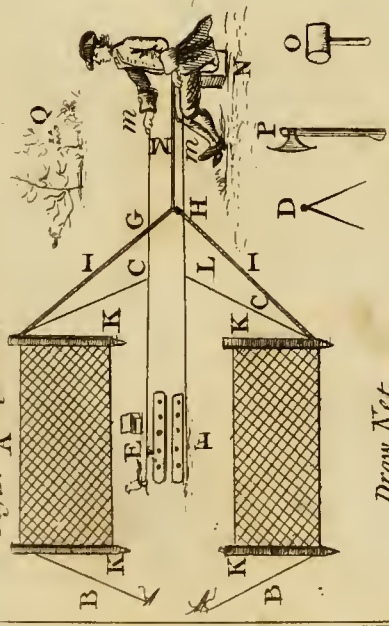
otherwise, they will very often find them decline their food, after their return from labour; by which ill management they sometimes run the danger of foundering, or having their grease melted; and therefore to work them gradually is the best and safest way. When the horses are returned from the plough, &c. as towards noon-tide, or the like, they are usually all in a sweat, and then the men must not fail to rub them with a whisp of straw: this is the first thing they are to do after they are brought into the stable; then let them prepare some bran which is very well moistened, which put it before them in the manger, to make them mumble the same, and this will make them eat the hay with a greater appetite; the bran being ordered as before, will cool their mouths, which are dried, through the heat occasioned within by their drawing; and notwithstanding the horses are thus hot, it is very rarely that any inconvenience happens to them, especially if the water wherein the bran has been steeped, be used rather hot than cold: when such precautions are not taken, it is no wonder the owners and their servants, very often find their horses loath their food, the dryness of their tongues rendering all their food insipid to them; and therefore those persons who love their horses, ought carefully to observe this method, and they will find their account in it.

We daily see persons who pretend to be well skilled in the management of horses, as soon after hard labour as they are brought back to the stable, never fail to rub their legs with whisps of straw, alledging that this is the way to refresh and supple them, and consequently to refresh them very much: but they are much mistaken in the point, for the horses after hard labour, must not have their humours much agitated; and by this action they must needs fall upon their legs, which will tend to make them very stiff and useless. The author adds, that he was willing to give them this information and caution, judging it very necessary for the avoiding those inconveniences which happen daily by that ill method, which cannot

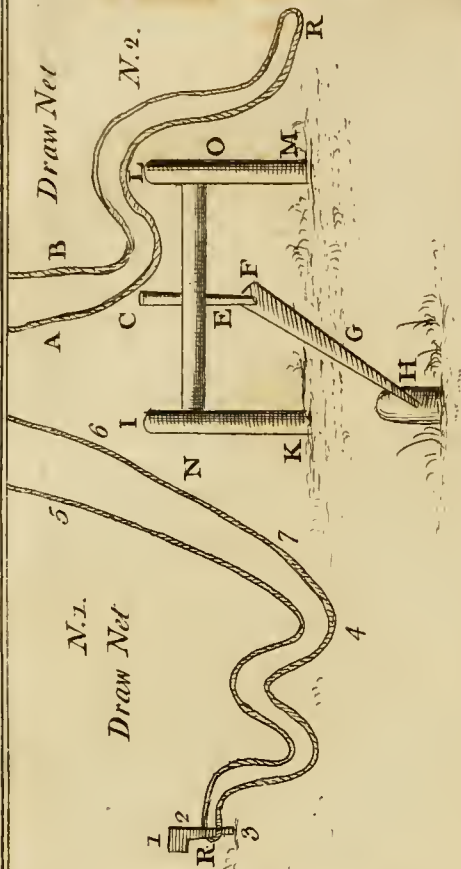


Handwritten text in a rectangular frame, possibly bleed-through from the reverse side of the page. The text is extremely faint and illegible.

Fig. 1. A Day Net



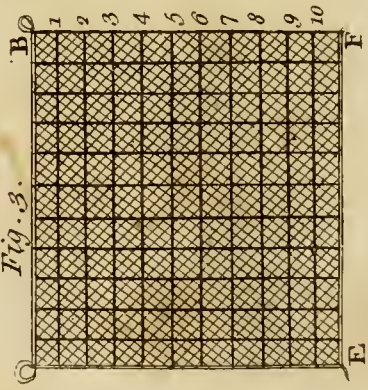
N. 1. Draw Net



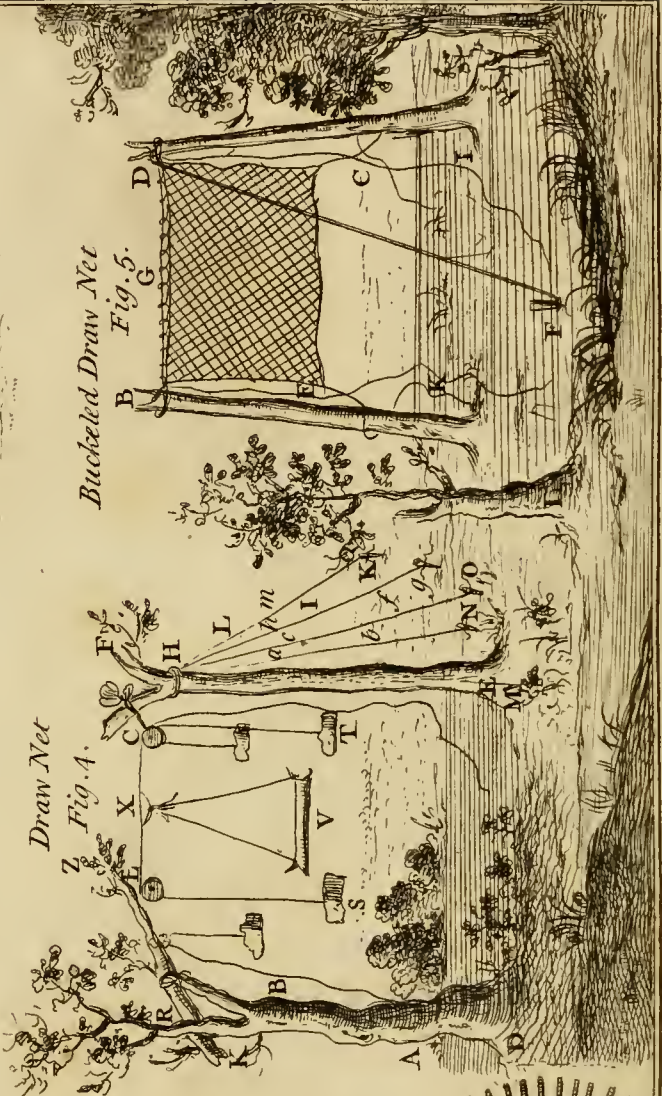
Draw Net

N. 2.

Draw Net



Draw Net



Buckeled Draw Net

Fig. 5.

Driver

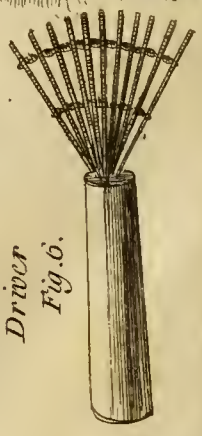


Fig. 6.



not be followed after such admonition, but by those who are obstinate in their way, and will ruin their horses: not that our Author disapproves the rubbing of their legs, which he says is very wholesome; but it must not be done when they are too hot; and they should confine themselves only to the rubbing of their bodies when they are in a sweat, and let their legs alone.

Their racks being well supplied with hay, you must suffer your horses to rest two hours, or thereabouts, then lead them to water, to a river, if near, or otherwise as above directed; and then in a little time after they have eaten their oats, to work again with them: in the evening, when your ploughing or other work is over, the first thing to be done after they are tied to the rack, is to lift up their feet, and see if there is any defect in the shoes, and at the same time take out with a knife, the earth and gravel which is lodged in the foot, between the shoe and the sole, and put in some cow-dung: this your servants often neglect, and therefore the master ought to see them do it.

A thing very essential for the preservation of all sorts of horses, is good litter, which to these animals, is comparatively the same as clean sheets to men. There are many who suffer the dung to rot a great while under their horses; some through laziness will not clean their stables, and others say they leave the dung there that it may receive more juice, and be the better manure for the ground; but it is very wrong reasoning, to say we do this to save five shillings, and lose ten: but you are to understand, that the dung being heaped up for a considerable time, does so over-heat the horse's feet, that this alone is enough to ruin them entirely.

Hence also arise so many inconveniencies to the owners of them, that they are often obliged to keep them in the stable without doing any work, which embarrasses either the master to whom they belong, or the servant who has the care to dress them; and this inconvenience proceeds only from their ignorance of the cause: and therefore it is of the highest importance that the stable

should be cleansed as often as possible, and the horses have fresh litter given them; besides, it is natural to believe, that all animals hate their own ordure; and it is absurd to think, that a horse which is one of the cleanest among them, should not do the same.

Fresh litter has a virtue to make horses stale as soon as they come into the stable, whereas when they find no such therein, they decline staling; and if people were sensible what refreshment it is to a horse to stale at his return from labour, they would be both more curious and careful to let him have that which will promote it, than they are.

This staling after much fatigue, will prevent obstructions in the neck of the bladder, or passage of the urine: but if otherwise, and that this same urine comes to lodge in the bladder, it will cause some inflammations there; which are very dangerous evils for horses, and of which they very often die, without present relief: hence you may judge of the necessity there is to let your horses frequently have fresh litter.

As to the remaining care you ought to have of your horses, so that they may pass the night as they ought, there needs no more after you have well rubbed them, than to supply their racks with hay enough, which they may feed upon after they have eaten their oats: and continuing thus daily to manage them, it will be the means to keep them in a condition to do you good service. If you would see more about buying other sorts of horses, *see* RULES FOR BUYING HORSES.

DRAW-GEAR, denotes a kind of harness for draught-horses.

DRAW-NET, a device wherewith to catch birds, and especially woodcocks; the figure of which will be found under that Article; to which something to be said here does refer. There are two ways, says a *French* Author, to defend the cords or lines of your draw-net from your hands, and to keep you from cold. Suppose the crotchet or hook R, in the said figure, Number 2. should be denoted here by the figure 1, the ends of the two cords 2 and 3, and the

two lines 5 and 6, were the cords to keep the net extended; when you sit in your lodge, hold the place marked 7, very firm in one hand, and with the other pass the two redoubled cords together, to the figure 4, between your legs, and bring them over your thigh, then keep them tight enough, quit the places, and so with either of your hands you will hold the cords without trouble; but you must be very ready in opening them, and separate your knees when the woodcock gets into the net. See *Plate V. No. 1.*

Another way of holding the net without feeling any cold, or hurting your hands, is seen in the figure, No. 2.

Suppose the feat in the lodge be towards the letter R, drive the stick H into the ground; it must be about two inches thick, and the breadth of four fingers above ground: at a foot and a half from this little stake, as you go towards the draw-net, at the places marked K and M, drive two other thick sticks into the ground, and they must not exceed a foot above ground; a hole should be bored in them within two inches of the upper end, into which you may thrust a finger: take a turned piece of wood, N, C, O, whose ends N, O, must be no thicker than one's little finger, that they may the more easily turn in the two holes I and L, into which you must thrust them: you must make a hole in the middle of the said round piece of wood, big enough to receive a peg as thick as your finger, and five or six inches long. This piece of wood ought to be fixed in the holes before you drive the two stakes into the ground.

Besides this, take another piece of wood, H, G, F, let it be flat like a piece of a pipe-stave, and cut at both ends in the form of a half moon, that so being joined to the stake H, it may hold. The machine being thus made, when you have spread and mounted your net, suppose the two lines A, B, were it's cords, raise them both with the same hand, and doubling them with the other at the letter C, give them a turn about the end C of the peg in the middle, then pushing the other end E on the side of the net,

give the turned stick, or round piece of wood, N, O, two turns, and fasten it, by putting some of the ends of the marcher H against the stick H, and the other at F, against the end of the peg E, so that the weight of the draw-net, by this marcher or trap, will stop the turned stick and hinder its turning. You may by this device keep your hands in your pockets, without being afraid of the net's falling; but keep the end of your foot always upon the middle part G, and when the bird comes to your draw-net, stir your foot, and the net will as readily fall as if you held it with your hands.

This triple draw-net serves chiefly for passes made about forests; they are very convenient, because one man can pitch several of them, without being obliged to watch the coming of woodcocks. See the form of this net in *Plate V. fig. 3.*

In order to the making of this net, you must take measure of the breadth and height of the place where you are to use it, and fasten it to a nail, in order to measure off the square meshes; as you will find under the Article NET, and NET-MAKING, where we treat of making a net that will shut like a bag, which must consist of good thick thread, twisted four fold, and the meshes must be ten or a dozen inches broad.

It is difficult, in great forests and woods that are equally strong and tall, to make glades, without felling a great many trees; and yet you are not sure your draw-net will do, without you meet with a place of ten or a dozen arpents or more, each of which consists of an hundred perches square, without any trees, and that the glade adjoins to it.

In case you can have no such, you may try the following invention, described in *Plate V. fig. 4.*

Pitch upon some clear place on the side of a forest; for example, suppose A D to be the forest, and the space between the tree A and the letter E, to be the void space, five or six fathom broad; pitch upon a tall and strait tree on the side of the wood, as that marked A, lop off the branches towards your clear ground, and fasten to the top of the



the tree a strong pole, as at K, R, Z; find out a tree in the wood of a middling bigness, as that represented by E, F, let it be as high and strait as possible: when you have taken off all the branches, carry it to the place where your draw-net is, and making a hole in the ground, as at E, four or five foot deep, and six or seven fathom distant from the edge of the forest A, put the thick end of it into this hole, lift it up, and let it stand upright, after you have first tied within two or three foot of the end F, some bands of wood, fastened end to end to one another, as you may see by the letters *a, b, c, d, e, f,* &c. and let them be kept tight, with wooden hooks fixed quite round in the ground: they should be nine foot distant from the foot E, and ordered like ropes at the mast of a ship: at the same time care must be taken that none of them reach to the glade, or space between A and E, for fear of entangling the net. You must so set your tree which you have cut, that the point F incline two foot, or thereabouts, towards the pass to the forest; and you are to fasten the pully C to the small end, with a cord or packthread thrust through it; as also to the tree A, and through the pully L. You may leave the thick cords there; but because thieves might be tempted to steal them, the best way is to leave only the packthreads, and even to shorten them, by tying a small packthread B to one end, and twisting the other about the trunk of the tree, at a place where they are not to be come at, especially without climbing up as far as the part H of the cut tree: but the best way is to take with you a light ladder, six or eight foot high, by which you may more easily secure your goods.

Another invention is, after the flight is over, to tack two cords together, by the means of which you may convey up as many stones as far as the pullies; then take a stick V, two foot long, and cleft at both ends, about which fold all the rest of the cords; after which pass them both into the clefts at the ends of the stick, and let the whole mount up. Thus the stones S, T, will come down to half the height of the

trees, because the cords are tied together at the letter X, and there will the stick V hang downwards: so that to order things rightly, you must have a long pole with a hook at the end, wherewith to hook the piece of wood V, and pull it; or else take a packthread, and tie a stone as big as a hen's egg to it, that you may throw it between the two cords over the stick V, and by that means to pull it as with a hook. It remains only to observe, that you may place several draw-nets round about the forest, and even one man can pitch ten or a dozen of the triple ones.

This article might be thought to remain imperfect, without something should be said relating to the flying, or buckled draw net, by some called pantine; which is of use in all places, and especially in countries where there is nothing but coppices and forests, whose owners will not allow the felling any trees, or cutting off branches, necessary for the use of the former nets. See *Plate V. fig. 5.*

Take two poles, as E, B, D, C, as thick as your arms, of twenty one foot long; they must be straight and light, and pointed at the thick end: fasten to each small end B, D, an iron, copper, or such like buckle, to serve instead of a pully: you must also have a draw-net with buckles, into which you must pass a strong packthread, that is even, and twelve fathom long: this packthread is denoted by the letters B, G, D, F; you must fold it, that it may not be entangled with the net: you must in like manner have a wooden hook F, of a foot long, for the conveniency of carrying your implements, to use as you have occasion.

It is to be observed, that this draw-net must be pitched no where but on the sides of a coppice, near some vineyard, in the highways or walks, in a forest or park; especially when these places adjoin to fields, or open grounds, in the middle or between woods. You may likewise spread this net along a brook, at the bottom of a pond, and indeed in a manner, in all places frequented by woodcocks. You must use it in the following manner:

Suppose the tree L should be the side of the wood, or some other place where you

have a mind to pitch your net, you must unfold it, and take an end of the thick packthread which passes through the buckles, and tie it to the end of the pole at the letter B; pass a small packthread E, K, into the buckle which is at the end B, and tie it to the first buckle B of the net, that you draw it like a bed-curtain; then stick the pole B, E, quite round the wood L, in such a manner, that it may stand firm in the ground, and slope a little towards the tree. Take the other end of the thick packthread F, and pass it also into the buckle or ring D, which you are likewise to pitch in the ground, about five or six fathom distant from the wood, or other pole, B, E; then withdraw seven or eight fathom distant from the net, to the foot of some tree or bush, or else to some branch which you have pitched on purpose, over-against the net, as at the place marked F; here must you fix the hook, and tie the end of the thick packthread, and then pulling the whole till the net is mounted: you must next twist the cord twice or thrice about the hook, to the end that you may keep it tight, while you go to pull the small packthread E, in order to extend the net; when this is done return to the hook, unfold the cord, and sit near the bush or cover, without stirring, having your eye always to the net, that you may let it fall when the woodcock gets into it, which you must kill as soon as taken; and setting your net readily again do as before. It would not be amiss to put a small packthread into the last buckle D of the net, as on the other side, by which you will readily adjust the draw-net.

These sort of draw-nets should have no other than lozenge meshes, because they must glide along the cords, like a bed-curtain; the net should not be above five or six fathom wide, and two and a half, or three in height. The meshes should be two inches broad, or two and a half or three at most; the net should be made of fine, but strong thread, and the copper buckles fastened to all the meshes of the last upper row B, D; the leaver must be made twice as long as you would have the net to be in extent; then

having a quarter more than the measure of the height, you must accommodate the buckles, which being adjusted in the manner wherein they ought to stand, pass a middling cord, or else a packthread as thick as a writing pen into all these buckles.

You should have two other small packthreads B, G, D, C, which you must pass into the last range of the meshes of both sides, one of which must be fastened to the buckle B, and the other to that at D, in order to keep the net right when you make use of it; and therefore the two ends E and G must be loose, and longer than the height of the net by ten or twelve foot: this net must be of a brown colour.

The draw-nets are usually made with lozenge meshes, because there are few persons who know how to make them otherwise, but others advise to make them as much as you can of square meshes; for when they are thus wrought and pitched in the passes, they are scarce to be seen, and when entangled with some sprigs or pieces of wood, you may easily get clear of them, which otherwise will contract the nets too much in some places, and darken the space, which frightens the woodcock, and will either make him go back or pass over it.

You are to observe concerning draw-nets with lozenge meshes, that more thread and labour is required, than for those with four square ones, which are made sooner, and have no superfluous meshes. However, every one is at liberty in their choice either of one or the other.

If you would have a draw-net with lozenge meshes, measure the breadth of the place where you are to spread it, make the net near twice as long as that measure. Its height should be from that branch where the pulley is, to within two foot of the ground; and that you may comprehend it the better, consult the first figure under the article Woodcock. The breadth is from the letter V to the letter X; being the places where the stones should fall, which are supposed to be fastened at M and N, when the net is spread, the height should be taken from the pulley to come down near to the letter X;

the



the net must therefore be made one third part longer than the height; for being extended in breadth, it will shorten one third; when the whole net is meshed, you must have a cord that is not quite so thick as your little finger, through all the meshes of the last range M, N; you must fasten both sides, tying the first six meshes of the row together to the cords so that they may slip along; do the same by the other side: these two places must be distanced, according to the width of the pass, leaving the rest of the meshes of the net above loose, so as to slip or be drawn from one side to the other like a bed-curtain: then to each of these cords tie a packthread, which you must pass into, the last range of meshes on the sides, that so you may fasten the net as it should be, to two trees A, B; a foot or two of the cord should be suffered to hang down at each end of the net, wherewith to tie the stones, when you would spread the net.

If you would have a draw-net with square meshes, take the breadth and height, and work as aforesaid: when the net is finished, verge it above with a pretty strong cord, and pass two packthreads through the meshes, on both sides, in the same manner as in that made lozenge wise, and leave also both ends of the cord so that the stones may be tied therewith.

**DRAWING** [with Hunters] is beating the bushes after a fox; drawing amifs, is a term used when the hounds or beagles hit the scent of their chace contrary, so as to hit up the wind, whereas they should have done it down; in that case it is said, they draw amifs,

**DRAWING ON THE SLOT**, is when the hounds touch the scent and draw on till they hit on the same scent.

**DRAWING A CAST**, [among Bowlers] is winning the end, without stirring the bowl or block.

**DRAY**, the form for squirrels nests, built on the tops of trees.

**DRENCH**: is a sort of decoction prepared for a sick horse, and composed of several drugs mentioned in Mr. Solleyfel's *Complete Horfeman*.

They put the drench upon the end of a bull's pizzle, and thrust it down his throat in order to recover his appetite and strength.

**DRIFT OF THE FOREST**, is an exact view and examination taken at certain times, as occasion shall serve, to know what beasts are there; that none common there, but such as have right; and that the forest be not overcharged with foreigners beasts or cattle.

**DRINKING OF HORSES**, immediately after hard riding, &c. is very dangerous; and therefore they should not be suffered to do it, till they be thoroughly cooled, and have eat some oats; for many by drinking too soon have died upon it, or become sick.

A horse after violent labour, will never be the worse by being kept half a day from water; but may die by drinking an hour too soon.

**DRIVERS**. A machine for driving pheasant-powts, consisting of good strong ozier-wands, such as basket-makers use; these are to be set in a handle and twisted, or bound with small oziers in two or three places. See *Plate V. fig. 6.*

**DRIVING OF PHEASANT-POWTS**; for the driving and taking of powts or young pheasants in nets; when you have found out an eye of pheasants; place your nets cross the little paths or ways they have made, which are much like sheep tracks, possibly you shall find out one of their principal haunts, which may be done by the barrenness of the ground, their mutings and the feathers that lie scattered about.

To do this you should always take the wind with you, it being customary for them to run down the wind; and place your nets hollow, loose and circularly, the nether part of which must be fastened to the ground, and the upper side lying hollow, loose and bending, so that when any birds rush in, it may fall and intangle them.

Having fixed your net go to the haunts, and if you find them scattered, call them together with your call: and when you find them begin to cluck and pip one to another, then forbear calling, and take an instrument by some called a driver, made of good strong white wands or oziers, such as are used by basket-makers, which is to be set in

an handle, and in two or three places twisted or bound with small oziers, according to the figure, see the *Plate V*. With this driver, as soon as you perceive the pheasants gathered together, make a gentle noise on the boughs and bushes about you, which will so fright them that they will get close together, and run away a little distance, and then stand; after this make the same noise a second time, and this will set them a running again; taking the same course till you have driven them into your nets; for they may be driven like so many sheep.

If they happen to take a contrary way; then make a raking noise, as if it were in their faces; and this noise will presently turn them the right way.

But in using the driver observe.

1. Secrecy, in keeping yourself from their sight; for if they espy you they will run and hide themselves in holes under shrubs, and will not stir, till night.

2. You must have regard to due time and leisure; for rashness and over haste, spoils the sport.

**DROPPING** } [in Falconry], is when  
**DRIPPING** } a hawk mutes directly downwards in several drops, not jerking her dung strait forwards.

**DRY**, to put a horse to dry meat is to feed him with corn and hay after taking him from grass; or housing him.

**DUBBING** of a Cock, [with Cock-Masters] a term used to signify, the cutting off a cock's comb and wattles.

**DUBBING**, [among Anglers] is the making artificial flies, the materials for which are spaniels hair, hogs hair dyed of different colours; squirrel, sheeps, bears, and camels hair, ostrich, peacock and turkey wing feathers, &c. See *FISH*.

**DUCKS**, are amphibious birds, that live on land and water, of which the male is called a drake: there are two sorts of them, *viz.* the wild and the tame; the tame duck is fed in the court-yard, walks slowly, delights in water, swims swiftly, but scarce ever rises from the ground to fly. For **TAME DUCKS**, see the *Article* **POULTRY**.

As for wild ducks, those who are disposed

to employ part of their time in taking them with nets, &c. should ever have some wild ones made tame for that purpose; for the wild never associate themselves with those that are of the real tame breed: therefore be always provided with seven or eight ducks, and as many drakes, for fear of wanting upon any occasion; because they are often lost, and much subject to miscarry.

The nets must never be placed but where you have a foot of water at least, nor much more; so that marshes, sands, flats, overflowed meadows, and the like, are the most proper places for this sport.

The nets used are the same with those for plovers, and they are set after the same manner, only these are under water, and you need no border to conceal the net. The figure, *Plate VI*. will shew you the net spread; your main sticks should be of iron, and strong in proportion to their length.

But if the main stick be of wood, fasten good heavy pieces of lead along the cord at about a foot distance on the sides of the net to sink it down into the water, that the ducks may not escape by diving: these pieces of lead are represented in the cut along the cord *Q, S*. See *Plate VI. fig. 1*.

Several small wooden hooks are likewise fixed all along the verge of the net *A, B, C, D*, opposite to the person that holds the cord to keep it tight, or else they also place some lead there, to hinder the birds from rising, that are caught.

The hooked stake *X*, and the pully *V*, ought to be concealed under the water, that the ducks may not see them. The lodge should be made of boughs, as under the word plover, which the reader may consult. Upon the brink of the water, when all is ready, take the ducks and drakes, and place the first in this manner: tie some of them before your net, and as many behind at *Y*, by the legs, but so that they may swim up and down, eating such grain or chippings as you shall throw to them for that purpose. Keep the drakes by you in your lodge; when you perceive a flock of wild ducks come near you, let fly one of the decoy drakes, which will presently join the wild ones, in expectation



tion of his mate; and not finding her there, he will begin to call; which being heard by the female tied by the legs, she will begin to cry out, and provoke the others to do the same: upon which the drake flies to his mate, and generally draws the whole flock with him, which greedily fall to eat the bait laid for them. Now the ducks being once come within your draught, pull your cords with the quickest motion you can; and having thus taken them, let go your decoy-duck, and feed them well; you may kill the wild ones, and so set your nets again as you see occasion.

The wind happens sometimes so contrary, that the drake cannot hear his mate when she cries; in which case you must let go a second and a third to bring in the flock you design to surprize; and your decoy-ducks should have some mark of distinction, for the more readily knowing them from the wild ones, as the sewing something about their legs, or the like; when the water is troubled, and that it has rained a little, or that the weather is misty, it is the best time to take ducks with nets.

A second way of taking ducks with nets is by two nets, and which must be set in a place where there is at least half a foot water, that they may be concealed; and therefore those who catch ducks in the water should always be booted. See *Plate VI. fig. 2.* The staves or sticks B, C, E, D, ought to be made of iron, seven feet or seven feet and a half long, and proportionably thick: the pickets, or sticks A, F, should be made strong, and half a foot long; the others, D, H, should be of the same strength, each having a cord D, C, three fathom long: the staves of the net M, O, should be longer than the others by three inches, or half a foot; the lodge K, should be sixteen or eighteen fathom distant from the nets; the knot N of the cord, where two other cords are made fast, as N, G, N, O, should be five or six toises distant from the first staves; and forasmuch as all these cords of the nets should be fastened with all your force, sticks or pieces of wood half a foot long should be fixed slopingly in the ground, on the side of

the letters I, L, M, O, to keep the iron staves down in the water, from whence they bring them out, by drawing the cord K, N.

Manage your decoy-ducks and drakes as before; there is no need that the wild ducks should swim on the water before you draw your nets, for you take them at the same time they alight upon it.

A third way of catching wild ducks, is with bird-lime; of which take three or four pounds of that which is old and rotted; to each pound put two handfuls of charcoal, burnt straw, and as much nut-oil as the shell of a hazel-nut can contain; mix and work the whole together for a quarter of an hour, and anoint one or more cords therewith, each of them being ten or twelve fathom long; and conveying them to the place where wild ducks frequent, get a boat, if you do not care to go into the water, and set the cords among the rushes or other herbage, whither the ducks retire: pitch the two staves in such a manner that the ends may be even with the water, and tie a very stiff cord to them, which must be born up on the water with some bundles of dry rushes; when the ducks are got among the herbs and rushes, they will at length come to the cord, which will embarrass them, at which time they will endeavour to take wing; but not being able to do so, they will drown themselves in endeavouring to get loose.

A fourth way of taking wild ducks in the water, is with nooses or springs made of horse-hair, otherwise called running slips and horse-hair collars, a cheap and easy way, especially in such low marshes as are overflowed not above a foot and a half deep observe their most frequented haunts, and there throw a little corn for two or three days, to embolden and draw them on: for having once fed there, they will not fail to return thither every day.

You must then plant seven or eight dozen of your running slips of small wire or horse hair collars, tied two or three together, as in *Plate VI. fig. 3.* to little sharp-pointed stakes, shewn by the letters I, K, L, M, N, O, they must be fixed so far into the ground, that the upper ends of them and the collars may

may be just hid a little under the water; and then throw some barley, or the like grain, amongst them, that so you may catch them either by the neck or legs: you must resort thither twice or thrice every day to see how you succeed.

The collars may in like manner be placed as in the second figure following. Take a sharp-pointed stake, about two feet long, in proportion to the depth of the water, as T, V, bore two holes through the thick end T, into which put two sticks, as P, R, and Q, S; each of them should be about the thickness of one's little finger, and two feet long; they must be firmly set in and well pegged; fasten your collars or slipping knots to the end of your stick, as the letters P, Q, R, S, denote: this done, and having fixed your stake T, V, in the ground so far that it may be all under water, so as that your knots may just swim open on the top of it: then cast in your grain or chip-pings of bread in and out among the said stakes, the better to entice the ducks to come: you may make use of several of these stakes, and place them seven or eight feet asunder.

There is a fifth way of catching wild ducks, and that is with hooks and lines, as appears by (*fig. 4.*)

Fasten your lines well and firmly to sharp pointed sticks, as shewed by the figure marked G, and stake down the sticks into the ground, then bait your hook H, with an acorn or bean F, or with a fish or frog, as at C; you may also bait with a worm, as at V, by these you may learn to bait with pastes, or the like; and you would do well to feed the ducks two or three days before, at the place where you intend to set your lines and hooks, the better to draw them on, and embolden them; and you should also visit your sport every morning and evening, to take up what you have caught; and to rectify what may be amiss.

Some of our *English* authors having set down a method how we shall preserve wild ducks, say we must wall in a little piece of ground, wherein there is some small pond or spring, covering the top of it all over

with a strong net; the pond must be set with many tufts of ozers; and have many secret holes and creeks; which will inure them to feed there, though confined.

The wild duck, when she lays, will steal from the drake, and hide her nest, or else he will suck her eggs. After she has hatched, she is very careful to breed her young, and needs no attendance more than meat, which should be given twice a day, as scalded bran, oats, or fitches. The house-hen will hatch wild duck-eggs as well as tame, and the meat will be much better; yet every time the ducklings go into the water, they are in danger of the kites, because the hen cannot guard them. Teals, widgeons, shell-drakes, or green plovers, may be ordered also in the same manner as wild ducks.

DUCKER, } a kind of cock that in  
DOUCKER, } fighting will run about the clod, almost at every stroke he gives.

DULL; the marks of a dull, stupid horse, are white spots round the eye and on the tip of the nose upon any general colour whatsoever: these marks are hard to be distinguished in a white horse; though the vulgar take the spots for signs of stupidity, it is certain they are great signs of the goodness of a horse, and the horses that have them are very sensible and quick upon the spur.

DUN. See COLOURS OF A HORSE.

DUN HOUND: these dogs are good for all chaces, and therefore of general use.

The best coloured are such as are dun on the back, having their fore quarters tann'd, or of the complexion of a hare's legs: but if the hair on the back be black, and their legs freckled with red and black, they then usually prove excellent hounds, and indeed there are few of a dun colour to be found bad: and the worst of them are such whose legs are of a whitish colour.

It is wonderful in these creatures, to observe how much they stick upon the knowledge of their master, especially his voice and horn, and no one's else: nay more than that, they know the distant voices of their fellow, and do know who are babblers and liars,





Ducks Nets

Fig. 1.

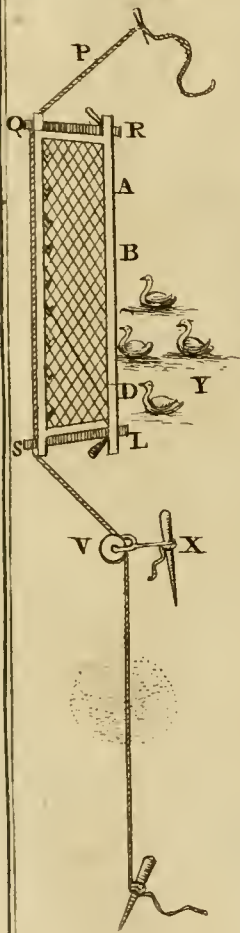


Fig. 2.

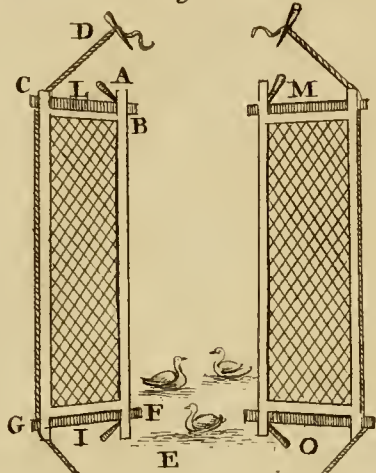


Fig. 3.

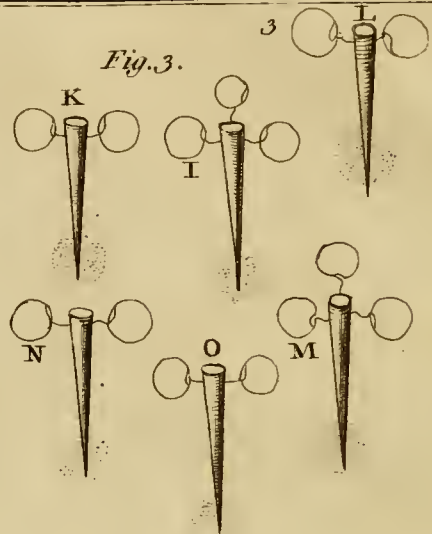
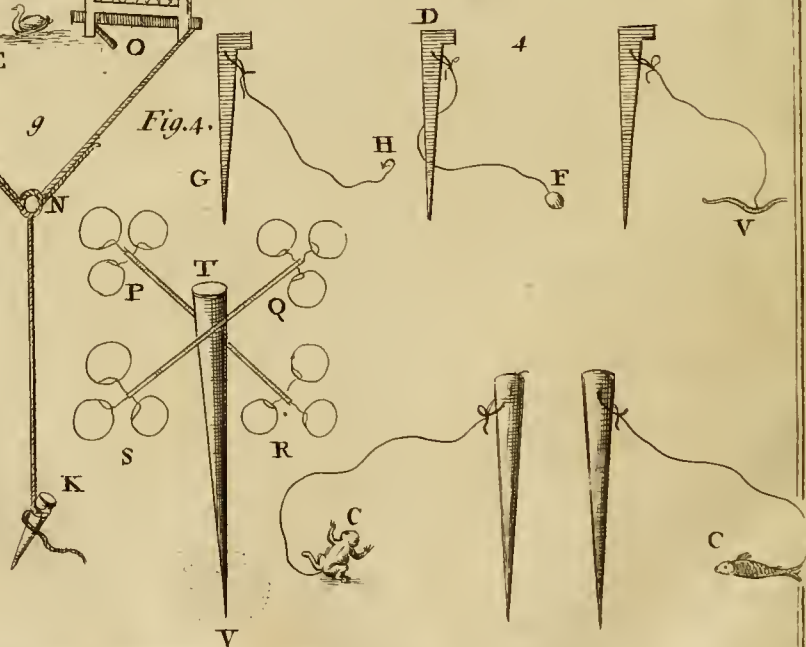


Fig. 4.





liars, and who not ; and will follow the one and not the other.

Now for hounds ; the west country, *Che-shire*, and *Lancashire*, with other wood-land and mountainous countries, breed our slow hounds, which is a large great dog, tall and heavy.

*Worcestershire*, *Bedfordshire* and many well mixt soils, where champagne and covert are of equal largeness, produce a middle sized dog of a more nimble compofure than the former.

Lastly, the north parts, as *Yorkshire*, *Cumberland*, *Northumberland*, and many other plain champagne countries, breed the light, nimble, swift, slender, fleet hound.

After all these, the little beagle is attributed to our country ; the same that is called the gaze hound : besides the mastiff, which seems to be a native of *England* ; we also train up most excellent greyhounds (which seem to have been brought hither by the *Gauls*) in our open champagnes.

All these dogs have deserved to be famous in adjacent and remote countries, whither they are sent for great rarities, and ambitiously sought for by their Lords and Princes ; although only the fighting dogs seem to have been known to the ancient authors ; and perhaps in that age hunting was not so much cultivated by our own countrymen.

DUNG OF A HORSE, should be observed upon a journey ; if it be too thin, it is a sign that either his water was too cold and piercing, or that he drank too greedily of it ; if there be among his ordure whole grains of oats, either he has not chewed them well, or his stomach is weak ; and if his dung be black, dry, or come away in very small and hard pieces, it is a sign that he is over heated in his body.

Viscous or slimy dung, voided by a race-horse, shews that he is not duly prepared ; in which case his garlic balls and exercise are to be continued till his ordure come from him pretty dry, or without moisture.

DUST AND SAND, will sometimes so dry the tongues and mouths of horses, that they lose their appetite.

In such case give them bran well moisten-

ed with water, to cool and refresh their mouths and tongues, or moisten their mouths with a wet sponge to oblige them to eat.

DUST ; to beat the dust. See BEAT.

EARS OF AN HORSE, should be finall, narrow, strait, and the whole substance of them thin and delicate : they ought to be placed on the very top of the head, and their points, when styled, or pricked up, should be nearer than their roots.

When a horse carries his ears pointed forwards, he is said to have a bold, hardy, or brisk ear ; also when a horse is travelling, he should keep them firm, and not (like a hog) mark every step by a motion of his ear.

To cure a pain in a horse's ears, first cleanse them well, for fear the horse should run mad, and then put in some honey, salt-petre, and very clean water ; mix the whole together, and dipping a linen cloth therein to attract the moisture, continue the application till the cure is effected.

To take out any thing incommodious in a horse's ear, put in an equal quantity of old oil and nitre, and thrust in a little wool : if some little animal has got in, you must thrust in a tent fastened to the end of a stick, and steeped in glutinous rosin ; turn it in the ear, that it may stick to it.

If it be any thing else you must open the ear with an instrument, and draw it out with an iron ; or you may squirt in some water ; and if it be a wound, you must drop in proper medicines to cure it.

To EARTH, is to go under ground, to run into a lurking hole, as a badger or a fox does.

EARTH-WORMS, are reptiles which serve both for food for birds, and baits for fish ; and as it is sometimes difficult to find them, the following methods are set down, by which you may have them almost in all seasons of the year.

The first, is to go into a meadow, or some other place, full of herbs or grass, where you suppose there may be such sorts of worms, and there to dance, or rather tram-

ple with your feet, for about half a quarter of an hour, without ceasing, and you will see the worms come out of the earth about you, which you may gather, not as they are creeping out, but after they are come quite out; for if you should cease trampling for never so short a time, they would go in again.

Another time to get worms, is, when there are green walnuts upon the trees; take a quarter, or half a pound of them, and put into the quantity of a pail of water, rubbing the husks of the nuts upon a brick, or square tile, holding them in the bottom of the water; continuing to do this till the water is become bitter, and of a taste that the worms will not like: scatter this water upon the place where you judge worms to be, and they will come out of the ground in a quarter of an hour.

EBRILLADE, is a check of the bridle which the horseman gives to the horse, by a jerk of one rein, when he refuses to turn.

An ebrillade differs from a faccade in this, that a faccade is a jerk made with both reins at once.

Most people confound these two words, under the general name of a check or jerk of the bridle; but let it be as it will, it is always a chastisement, and no aid, and the use of it is banished the academies.

ECAVESSADE, is a jerk of the cavesson.

ECHAPE: an echape is a horse got between a stallion and a mare of a different breed, and different countries.

ECHAPER, to suffer a horse to escape, or slip from the hand; a gallicism used in the academies, implying to give him head, or put on at full speed.

ECOUTE; a pace or motion of a horse. He is said to be ecoute, or listening, when he rides well upon the hand and heels, compactly put upon his haunches, and hears or listens to the heels or spurs, and continues duly balanced between the heels, without throwing to either side.

This happens, when a horse has a fine sense of the aids of the hand and heel.

ECURIE, is a covert-place for the lodging and housing of horses.

ECUYER, a *French* word, (in *English* query) has different significations in *France*.

In the academy, or manage, the riding-master goes by the name of *Ecuyer*.

EEL; Authors are not agreed, whether this fish be bred by generation, or corruption, as worms are; or by certain glutinous dew drops, which falling in *May* and *June*, on the banks of some ponds or rivers, and are by the heat of the sun, turned into eels.

It is enough therefore to take notice, that some have distinguished them into four sorts chiefly, *viz.* the silver eel; a greenish eel, called a grey; a blackish eel, with a broad, flat head; and lastly, an eel with reddish fins.

The first of these only is generally thought to be produced by generation, and not from spawning, for the young come from the female alive, and no bigger than a small needle.

EEL-FISHING, is of divers sorts, as SNIGGLING, BOBBING, &c. which see under their proper articles.

The silver eel may be caught with several sorts of baits, but especially with powdered beef, garden worms, or lobs, or minnows, or hen's guts, fish-garbage, &c. but as they hide themselves in winter in the mud, without stirring out for six months, and in the summer take no delight to be abroad in the day-time, the most proper time to take them is in the night; fastening your line to the bank-sides, with your laying-hook in the water; or a line may be thrown with a good number of hooks, baited and plumbed, with a float to discover where the lines lie, that you may take them up in the morning

#### *A way of taking Eels.*

Take five or six lines, (or what number you think fit) each of them about sixteen yards long, and at every two yards make a nooze to hang on a hook armed, either to double thread or silk twist, for that is better than wire: bait your hooks with rail-  
lers



lers thumbs, loaches, minnows, or gud-geons: to every nooze let there be a line baited, and all the lines must lie cross the river, in the deepest place, either with stones, or pegged down, lying in the bottom. You must watch all night, or rise very early in the morning at break of day, (or else you will lose many that were hung) and draw up the lines, upon each of which you may expect two or three eels or grigs.

**EEL-SPEAR**; this instrument is made for the most part with three forks or teeth, jagged on the sides: but some have four, which last are the best; this they strike into the mud at the bottom of the river, and if it chance to light where they lie, there is no fear of taking them.

But to take the largest eels of all, night-hooks are to be baited with small roaches, and the hooks must lie in the mouth of the fish.

**EEL-BACK'D HORSES**, are such as have black lists along their backs.

**EFFECTS OF THE HAND**, are taken for the aids, *i. e.* the motions of the hand that serve to conduct the horse.

There are four effects of the hand, or four ways of making use of the bridle, namely, to push the horse forwards, or give him head; to hold him in; and to turn the hand either to the right or left. See **NAILS**.

**ELVERS**, a sort of grigs, or small eels, which at a certain time of the year swim on the top of the water, about *Bristol*, and *Gloucester*, and are skimmed up in small nets. By a peculiar manner of dressing, they are baked in little cakes, fried, and so served up to table.

**EMBRACE THE VOLT**. A horse is said to embrace a volt, when in working upon volts he makes a good way every time with his fore-legs.

Such a horse has embraced a good deal of ground; for from the place where his fore-foot stood, to where they now stand, he has embraced, or gone over, almost a foot and a half.

If he does not embrace a good deal of ground, he will only beat the dust; that

is, he will put his fore-feet just by the place from whence he lifted them.

Thus the opposite term, to embrace a volt, is, beating the dust.

A horse cannot take in too much ground, provided his croupe does not throw out; that is, provided it does not go out of the volt.

**EMPRIMED**, [Hunting term] used by hunters when a hart forsakes the herd.

**ENCRAINE**; an old obsolete and improper word; signifying a horse wither-rung, or spoiled in the withers.

*To ENDEW*, [in Falconry] is a term used when a hawk so digests her meat, that she not only discharges her gorge of it, but even cleanses her pannel.

**ENGOUTED**, [in Falconry] a term used when a hawk's feathers have black spots in them,

**ENLARGE A HORSE, OR MAKE HIM GO LARGE**, is to make him embrace more ground than he covered.

This is done when a horse works upon a round, or upon volts, and approaches too near the center; so that it is desired he should gain more ground, or take a greater compass.

To enlarge your horse, you should prick him with both heels, or aid him with the calves of your legs, and bear your hand outwards.

Your horse narrows, enlarge him, and prick him with the inner heel, sustaining him with the outer leg, in order to press him forwards and make his shoulders go.

Upon such occasions, the riding-masters cry only, large, large. See **INLARGE**.

*To ENSEAM A HAWK* } [in Falconry]

*To ENSAIM A HAWK* } is a term used for purging a falcon, or horse, of his glut and greafe; when you draw her out of the mew, if she be greasy (which may be known by her round, fat thighs, and full body, the flesh being round and as high as her breast bone) and if she be well mewed and have all her feathers fumed: then at feeding time in the morning give her two or three bits of hot meat, and less at night, except it be very cold; and if she feed well and without compulsion; give her washed meat;

being thus prepared, wash the wings of an hen in two waters for her dinner; and in the morning give her the legs of an hen very hot; having done this, let her fast till very late in the evening: and if she have put over her meat, so as that there is nothing left in her gorge, give her warm meat as in the morning; continuing to diet her after this manner, till it is convenient to give her plumage, which may be known by these tokens:

1. The flesh of the end of the pinion of the hawk's wing, will seem faster and tenderer than it did before she eat washed meat.

2. If her mute be white, and the black thereof be very black, and not mingled with any other colour, it is proper.

3. If she be sharp set and plumes eagerly, you may give her castings, either of a hare or coney, or the small feathers on the joints of the wing of an old hen.

When you have set your falcon or hawk on the perch, sweep clean underneath, that you may know whether the mute be full of streaks, skins or strings, and if so, then continue this sort of casting three or four nights together; if you find the feathers digested and soft, and that her casting is great, take the neck of an old hen, and cut it between the joints, then lay it in cold water and give it the bird three nights together.

In the day time give her washed meat, after this casting or plumage as there is occasion, and this will bear all down into the pannel.

When you have drawn her out of the mew, and her principal feathers fumed, give her no washed meat, but quick birds with good gorges, and set her out in open places.

**ENSEELED** [in Falconry] a term used of a hawk, which is said to be enseeled, when a thread is drawn through her upper eye-lid, and made fast under her beak, to take away or obstruct the sight.

**ENTABLER**; a word used in the academies, as applied to a horse whose croupe goes before his shoulders in working upon

volts: for in regular manage one half of the shoulders ought to be before the croupe. Your horse entables, for in-working to the right, he has an inclination to throw himself upon the right heel, but that fault you may prevent by taking hold of the right rein, keeping your right leg near, and removing your left leg as far as the horse's shoulders.

A horse cannot commit this fault without committing that fault that is called in the academies aculer, which see; but aculer may be without entabler. See **ACULER** and **EMBRACE**.

To **ENTER** A **HAWK**, a term used of a hawk, when she first begins to kill.

To **ENTER** **HOUNDS**, is to instruct them how to hunt.

The time of doing this is when they are seventeen or eighteen months old, then they are to be taught to take the water and swim; they are to be led abroad in the heat of the day to enable them to endure exercise; they must be led through flocks of sheep and warrens to bring them to command.

They must be brought to know their names, to understand the voice of the huntsman, the sound of the horn, and to use their own voices.

Noon is the best time of entering them, in a fair warm day; for if they be entered in a morning, they will give out when the heat comes on.

Take in the most advanced, that the game may not stand long before them, but that the hounds may be rewarded; you ought to do this at least once a week, for two months successively.

By this means they will be so fleshed and seasoned with that game you enter them at, that they will not leave off the pursuit.

You must also take care to enter them with the best and staunchest hounds that can be got, and let there be not one barking cur in the field.

The hare is accounted the best game to enter your hounds at, for whatsoever chace they are designed for, they will thereby learn all turns and doubles, and how to come to the hollow; they will also come to have



have a perfect scent and hard feet, by being used to high ways, beaten paths, and dry hills.

They must at first have all the advantages given them that may be, and when the hare is started from her form, let the scent cool a little, observing which way she went, and then let the hounds be laid on with the utmost advantage and help, that can be, either of wind, view, or hollow, or the pricking in her passage.

Nor will it be amiss, if they have the advantage of a hare tired the same morning in her course.

Care must also be taken that they hunt fair and even, without lagging behind, straggling on either side, and running wildly on head; and in case any be found committing such faults, they must be beaten into the rest of the pack, and forced to the scent along with them.

The like is to be done, if they refuse to strike upon a default, but run on babbling and yelping without the scent, by doing which they draw away the rest of the dogs, until some of the elder dogs take it, then let them be cherished with horn and hollow.

If any of the young whelps trusting more to their own scents than to the rest of the pack, and consequently are cast behind, work out the defaults by their own noses, and come to hunt just and true; in such cases they must have all manner of encouragement and assistance, and they must be left to work it out of themselves at their own pace: for such dogs can never prove ill, if they are not spoiled by over hastiness and indiscretion; for a little patience in the hunters, and their own experience will bring them to be the chief leaders.

When the hare is killed, the dogs must not be allowed to break her up, but they must be beaten off; then she is to be cased and cut to pieces, with which the young hounds must be rewarded; and by this means in a short time the whelps will be brought to great improvements.

Some are of opinion, that the best way to enter young hounds is to take a live hare, and to trail her upon the ground, sometimes

one way and sometimes another, and having drawn her at a convenient distance off to hide her there, and the dog taking the wind thereof will run to and fro, till he finds her.

The huntsman ought to understand well the nature and disposition of the hounds in finding out the game; for some of them are of that nature, that when they have found out the footsteps they will go forwards without any voice or shew of tail.

Others again, when they have found a head, will shew the game; some again having found the footings of the beast, will prick up their ears a little, and either bark or wag their stern or ears.

Again, there are some that cannot keep the scent, but wander up and down and hunt counter, taking up any false scent; and others again cannot hunt by foot, but only by the sight of the game.

For entering the hound at a hart or buck; let him be in the prime of grease: for then he cannot stand up or hold the chace so long.

The forest pitched upon should have all the relays at equal proportion as near as may be; then let the young hounds be placed with five or six old staunch hounds to enter them, and let them be led to the farthest and last relay, and cause the hart or buck to be hunted to them; and being come up, let the old hounds be uncoupled, and having found the hart, having well entred the cry, let the young ones be uncoupled; and if any of them are found to lag behind, whip or beat them forwards.

In what place soever you kill the hart, immediately slay his neck and reward the hounds; for it is best to do so while he is hot.

But for the more ready entering them, the few following instructions may be of use.

Let them be brought to the quarry, by taking five or six nimble huntsmen, and each having two couple of dogs led in liams, and having unlodged the hart, pursue him fair and softly without tiring the hounds: and after two or three hours chace, when you find him begin to sink, then cast off your young ones.

Another

Another method, is to take a buck or stag in a toil or net, and having disabled him by cutting one of his feet, let him loose, then about half an hour after gather the young hounds together, and having found out the view or flot of the buck or hart by the bloodhound, uncouple your young dogs, and let them hunt, and when they have killed their game, reward them with it, while it is hot; the most usual part being the neck flayed.

Some enter their young hounds within a toil, but that is not so good: for the hart or buck does nothing then but turn and cast about, because he cannot run an end; by which means they are always in sight of him, so that if afterwards they were to run at force, a free chace being out of sight, the dogs would soon give over. See HUNTS-MAN.

Here take notice, that with whatsoever you first enter your hounds, and therewith reward them, they will ever after love most.

Therefore if you intend them for the hart, enter them not first with the hind.

ENTERFERING, a disease incident to horses, that comes several ways; being either hereditary, or by some stiffness in the pace; or by bad and over broad shoeing; which cause him to go so narrow behind with his hinder feet; that he frets one against another, so that there grows hard mattery scabs, which are so sore that they make him go lane; the signs being his ill going, and the visible marks of the scabs.

The cure: Take three parts of sheeps dung newly made, and one part of rye or wheaten flower, which must be dried and mixt well with the dung; kneading it to a paste; then let it be made up into a cake and baked, and apply this warm to the part, and it will heal it soon; or else anoint it with turpentine, and verdegrease, mixt together, finely powdered.

ENTERMEWER [in Falconry] is a hawk that changes the colour of her wings by degrees.

To ENTERPEN [in Falconry] a term used of a hawk, who they say *enterpeneth*;

that is, she has her feathers wrapt up, snarled, or entangled.

ENTREVIEW [in Falconry] a term used for the second year of a hawk's age.

ENTIER: the *French* word for a stone horse; *entier* is a sort of horse that refuses to turn, and is so far from following or observing the hand, that he resists it. Thus they say,

Such a horse is *entier* on the right hand, he puts himself upon his right heel, and will not turn to the right.

If your horse is *entier*, and refuses to turn to what hand you will, provided he flies or parts from the two heels, you have a remedy for him; for you have nothing to do but to put the *Newcastle* upon him; *i. e.* supple him with a cavesson made after the Duke of *Newcastle's* way.

ENTORSES. See PASTERNE.

ENTRAVES, AND ENTRAVONS. See LOCKS.

ENTREPAS, is a broken pace or going, and indeed properly a broken amble, that is neither a walk, nor trot, but somewhat of an amble.

This is the pace or gate of such horses as have no reins or back, and go upon their shoulders, or of such as are spoiled in their limbs.

ENTRIES [Hunting term] are those places or thickets through which deer are found lately to have passed, by which their largeness or size is guessed at, and then the hounds or beagles are put to them for view.

EPARER, a word used in the manage, to signify the flinging of a horse, or his jerking or striking out with his hind legs.

In caprioles, a horse must jerk out behind with all his force; but in balotades he strikes but half out; and in croupades he does not strike out his hind legs at all.

All such jerking horses are reckoned rude.

ERGOT, is a stub like a piece of soft horn, about the bigness of a chestnut, placed behind and below the pastern joint, and commonly hid under the tuft of the fetlock.

To DIS-ERGOT, or take it out, is to cleave



it to the quick with an incision knife, in order to pull up the bladder full of water, that lies covered with the ergot.

This operation is scarce practised at *Paris*; but in *Holland* it is frequently performed upon all four legs, with intent to prevent watery fores and other foul ulcers.

ESQUIAVINE, an old *French* word signifying a long and severe chastisement of a horse in the manage.

ESSAY OF A DEER, [Hunting term] is the breast or brisket of that animal.

ESTRAC, is the *French* word for a horse that is light bodied, lank bellied, thin flanked, and narrow chested. See BELLY, LIGHT BELLIED, FLANK, JOINTER, &c.

ESTRAPADE, is the defence of a horse that will not obey; who to get rid of his rider, rises hastily before; and while his fore hand is yet in the air, yerks out furiously with his hind legs, striking higher than his head was before, and during his counter-time goes back rather than advances.

ESTRAY, a beast that is wild in any lordship, and not owned by any man; in which case, if it be cryed according to law in the next market towns, and it be not claimed by the owner within a year and a day, it falls to the Lord of the Manor.

To EXPEDiate, signifies to cut out the balls of dogs feet, to hinder them from pursuing the King's game. But Mr. *Manwood* says, it implies the cutting off the four claws of the right side; and that the owner of every dog in the forest unexpediated is to forfeit 3s. and 4d.

To EXTEND A HORSE, some make use of this expression, importing to make a horse grow large.

EYES OF HORSES that are very bright, lively, full of fire, pretty large and full, are most esteemed; but such as are very big, are not the best; neither should they be too goggling or staring out of the head, but equal with it; they should also be resolute, bold, and brisk.

A horse to appear well should look on his object fixedly, with a kind of disdain, and not turn his eyes another way.

The eye of an horse discovers his inclina-

tion, passion, malice, health, and disposition; when the eyes are sunk, or that the eye brows are too much raised up, and as it were swelled, it is a sign of viciousness and ill-nature.

When the pits above the eyes are extremely hollow, it is for the most part a certain token of old age, though horses got by an old stallion have them very deep at the age of four or five years; as also their eyes and eyelids wrinkled and hollow.

In the eye there are two things to be considered. 1. The crystal. 2. The bottom or ground of the eye.

The crystal, is that roundness of the eye which appears at the first view, being the most transparent part thereof, and it should for clearness resemble a piece of rock crystal, so that it may be plainly seen through; because if it is otherwise obscure and troubled, it is a sign the eye is not good.

A reddish crystal, denotes that the eye is either inflamed, or that it is influenced by the moon: a crystal that is *feuille morte*, or of the colour of a dead leaf upon the lower part, and troubled on the upper, infallibly indicates that the horse is lunatic; but it continues no longer than while the humour actually possesses the eye.

The second part of the eye that is to be observed, is the ground or bottom, which is properly the pupil or apple of the eye, and to be good, ought to be large and full: it may be clearly perceived, that you may know if there be any dragon, *i. e.* a white spot, in the bottom thereof, which makes a horse blind in that eye, or will do it in a short time; this speck at first appears no bigger than a grain of millet; but will grow to such a bigness as to cover the whole apple of the eye, and is incurable.

If the whole bottom of the eye be white, or of a transparent greenish white, it is a bad sign, though the horse be not quite blind, but as yet sees a little: however it ought to be observed, that if you look to his eyes, when opposite to a white wall, the reflection of it will make the apples of them appear whitish, and somewhat inclining to the green, though they be really good; when

you perceive this, you may try whether his eyes have the same appearance in another place.

If you can discern as it were two grains of chimney soot fixed thereto, above the bottom of the eye, it is a sign the crystal is transparent, and if besides this, the said bottom be without spot or whiteness, then you may conclude that the eye is sound.

You should also examine whether an eye which is troubled and very brown, be less than the other, for if it be, it is unavoidably lost without recovery.

Examine diligently those little eyes that are sunk in the head, and appear very black, and try if you can perfectly see through the crystal, then look to the bottom of the eye, and see that the pupil be big and large; for in all eyes the small, narrow, and long pupils run a greater risk of losing the sight, than any other. *For their disorders and cure, see WATERS.*

**EYE OF A HORSE**, some general observations from thence to discover the quality or condition of a horse:

1. The walk or step of a blind horse is always unequal and uncertain, he not daring to set down his feet boldly when he is lead in one's hand; but if the same horse be mounted by a vigorous rider, and the horse of himself be mettled, then the fear of the spurs will make him go resolutely and freely, so that his blindness shall scarce be perceived.

2. Another mark by which a horse that is stark blind may be known, is, that when he hears any person entering the stable, he will instantly prick up his ears, and move them backwards and forwards; the reason is, because a sprightly horse having lost his sight mistrusts every thing, and is continually in an alarm upon the least noise he hears.

3. When horses have either the real or bastard strangles, or are changing their foal teeth, or are putting out their upper tusches, some of them have their sight weak and troubled, so that a man would judge them blind; and sometimes they actually become so.

*Note*, that this weakness of sight happens

oftener in casting the corner teeth, than any of the rest.

4. The colours most subject to bad eyes are, the very dark grey, the flea bitten, the white spotted, that of peach blossoms, and frequently the roan. *For the cure of bad eyes, see ULCER.*

**EYE OF THE BRANCH OF A BRIDLE**, is the uppermost part of the branch which is flat with a hole in it, for joining the branch to the headstall, and for keeping the curb fast.

A horse unshod of one eye, is a rallying expression, importing that he is blind of an eye.

**EYE OF A BEAN**, is a black speck or mark in the cavity of the corner teeth, which is formed about the age of five and a half, and continues till seven or eight.

And it is from thence we usually say, such a horse marks still; and such a one has no mark. *See TEETH.*

**EYE-FLAP**. A little piece of leather, that covers the eye of a coach-horse when harnessed.

**EYESS**, } a young hawk newly taken out  
**NYESS**, } of the nest, and not able to prey for herself.

It being difficult to bring such a bird to perfection, she must be fed, first in a cool room that has two windows, one to the north, and the other to the east, which are to be opened and barred over with laths, but not so wide as for a hawk to get out, or vermin to come in; and the chamber ought to be strewed with fresh leaves, &c.

Her food must be sparrows, young pigeons, and sheeps hearts; and her meat should be cut while she is very young or little, or shred into small pellets, and she must be fed twice or thrice a day, according as you find her endure it, or put it over.

When she is full summed and flies about, give her whole small birds, and sometimes feed her on your fist, suffering her to strain, and kill the birds in your hand, and sometimes put live birds into her room, and let her kill and feed on them, and hereby you will not only neul her, but take her off from that scurvy quality of hiding her prey.

Again, go every morning into the room, and



and call her to your fist: as soon as she has put forth all her feathers, take her out of the chamber. and furnish her with bells, bewits, jesses, and lines: it will be absolutely necessary to feel her at first, that she may the better endure the hood and handling; and the hood should be a rufster, one that is large and easy, which must be put on and pulled off frequently, stroking her often on the head till she stands gently; and in the evening unfeel her by candle-light. *See the manner of SEELING A HAWK.*

EYRE OF THE FOREST, the justice-seat or court, which used to be held every three years by the justices of the forest, journeying up and down for that purpose.

EYRIE [in Falconry] a brood, or nest, a place where hawks build and hatch their young.

**F**ALCADE; a horse makes falcades when he throws himself upon his haunches two or three times, as in very quick corvets; which is done in forming a stop, and half stop.

A falcade therefore, is this action of the haunches and of the legs, which bend very low; as in corvers, when you make a stop or half-stop. Thus they say,

This horse stops well; for he makes two or three falcades, and finishes his stop with a pefate.

This horse has no haunches; he will make no falcades.

The falcades of that horse are so much prettier, that in making them his haunches are low.

Stop your horse upon the haunches, in making him ply them well; so that after forming his falcades, he must resume his gallop without making a pefate; that is, without stopping or marking one time: and thus he will make a half-stop. *See STOP, HALF-STOP, HAUNCHES, and TIME.*

FALCON } Of these there are seven  
FAULCON } kinds, viz. falcon gentle, the haggard falcon, the barbary or tartaret falcon, the gersfalcon, the faker, the lanner, the tunician.

Falcons of one kind differ much, and are

differently named, according to the time of their first reclaiming, places of haunt, and the countries from whence they come; as mew'd hawks, ramaged hawks, soar-hawks, eyesses; and these again are divided into large hawks, mean hawks, and slender hawks.

All these have different mails and plumes according to the nature of the country from whence they come; as some are black, some blank, or ruffet: and they also are different in disposition, as some are best for the field, and others for the river.

Names are also given to falcons according to their age and taking.

The first is an eyefs; which name she bears as long as she is in the eyrie. These are very troublesome in their feeding, they cry very much, and are not entered but with difficulty; but being once well entered and quarried, prove excellent hawks for the hern, river, or any sort of fowl, and are hardy and full of mettle.

The second is a ramage falcon, which name she retains from the time of her leaving the eyrie, during the months of *June, July, and August.*

These are hard to be manned, but being well reclaimed, are not inferior to any hawk.

The third is a soar-hawk; so called, *September, October, and November.*

The first plumes they have when they forsake the eyrie, they keep a whole year before they mew them, which are called soar-feathers.

The fourth is termed murzarolt, (the latest term is carvist, as much as to say, carry on the fist) they are so called *January, February, March, and April,* and till the middle of *May,* during which time they must be kept on the fist.

They are for the most part very great batters, and therefore little eaters: they are bad hawks, frequently troubled with filander worms, and are rarely brought to be good for anything.

The fifth are called enter-mews, from the middle of *May* to the latter end of *December;* they are so called because they cast their coats.

**FALCONER**, one who tames, manages, and looks after falcons, or other hawks.

**FALLING-EVIL IN HORSES**, a disease proceeding from ill blood, and cold thin phlegm gathered together in the fore-part of the head, between the panicle, and the brain; which being dispersed over the whole brain, suddenly causes the horse to fall, and bereaves him of all sense for a time.

The symptoms of this distemper are, when the horse is falling, his body will quiver and quake, and he will foam at the mouth, and when you would think him to be dying, he will rise up on a sudden and fall to his meat.

*Spanish, Italian, and French* horses, are more subject to this distemper than the *English*.

The cure. Bleed the horse in the neck, taking away a good quantity of blood; and bleed him again in the temple veins and eye veins, four or five days after; afterwards anoint his body all over with a comfortable friction, and bathe his head and ears with oil of bay, liquid pitch and tar mixed together, and make him a canvass cap quilted with wool, to keep his head warm, and give him a purging or scouring.

**FALLOW**, being of a palish red colour, like that of a brick half burnt; as a fallow deer.

**FALLOW-HOUNDS**, are hardy, and of a good scent, keeping well their chace without change; but not so swift as the white; they are of a strong constitution, and do not fear the water, running surely, and are very hardy, commonly loving the hart before any other chace.

Those that are well jointed, having good claws, are fit to make blood-hounds, and those which have shagged tails are generally swift runners.

These hounds are fitter for Princes than private gentlemen, because they seldom run more than one chace, neither have they any great stomach to the hare, or other small chaces; and that which is worst of all, they are apt to run at tame beasts.

**FALSE QUARTER IN A HORSE**, is a cleft, crack, or chink, sometimes on the outside, but for the most part on the inside

of his hoof, being an unsound quarter, appearing like a piece put in, and not at all intire: it is attended with a violent pain, and opening as the horse sets his foot to the ground.

This distemper, as to the inward cause, is the effect of a dry brittle hoof, and narrow heels; it comes by ill shoeing and paring, or else by gravelling, or a prick with a nail or stub, which will occasion halting, and watery blood will issue out of the cleft.

The cure: Cut away the old corrupt hoof, and having the whites of nine eggs, powder of incense, unslaked lime, mastic, verdigrease, and salt, of each three ounces, mix them together, and dip into them as much hards as will cover the whole hoof, and apply them to the sorrhance, and lay swine's grease all about it the thickness of an inch or more; do this likewise underneath, and tie on all so fast as that it may not be stirred for a whole fortnight at least, then renew the same application, and the horse will require no other dressing to compleat the cure.

**FAR**, an appellation given to any part of a horse's right side; thus the far foot, the far shoulder, &c. is the same with the right foot, the right shoulder, &c.

**FARCIN**,  
**FARCY**,  
**FASHIONS**, } A creeping ulcer, and the most loathsome, stinking, and filthy disease, that a horse can be affected with; proceeding from corrupt blood, engendered in the body by over-heats and colds, which begins first with hard knots and pustules, which by spreading and dilating themselves, will at last over-run the whole body of the horse; but it commonly arises in a vein, or near some master vein that feeds and nourishes the disease.

This distemper is sometimes occasioned by spur-galling with rusty spurs, snaffle-bitt, or the bite of another horse infected with the same disease: or if it be in the leg, it may come by one leg's interfering with the other, &c.

In the beginning of this disease a few small knobs, or tumours, are found on the veins. They resemble grapes, and are painful to  
the



the touch, so that the creature will shew evident marks of it's uneasiness on their being pressed with the finger. They are at first very hard like unripe grapes, but in a very little time become soft blisters, which break and discharge a bloody matter, and become very foul and untoward ulcers. This disease appears in different places in different creatures. Some shew it first on the head, some on the external jugular vein, some on the plate vein, extending from thence downwards on the inside of the fore-leg towards the knee, or upwards towards the brisket; in some it first appears about the pasterns, on the sides of the large veins of the inside of the thigh, extended towards the groin; and in others on the flanks, spreading by degrees towards the lower belly.

*The Method of Cure.*

When the farcy attacks only one part of a horse, and where the blood vessels are small, it may be easily cured; but when the plate vein is affected, and turns chorded, and especially when the curial veins within side of the thigh are in that condition, the cure becomes very difficult, and the creature is rarely fit for any thing after it, but the meanest drudgery. Those therefore who depend upon some particular medicine, and flatter themselves with being able to cure with it every species of the farcy, will find themselves wretchedly mistaken; various medicines are necessary, according as the disease is superficial or inveterate: the former is easily cured, nay sometimes moderate exercise alone will be sufficient; but the latter requires knowledge and experience, and sometimes baffles the most skilful, and defies the whole power of medicine. Copious bleedings are absolutely necessary, especially if the creature be fat and full of blood. This evacuation always checks the progress of a farcy in it's beginning; but the good effects of it vanish too soon, especially if the horse be low in flesh. After bleeding, mix four ounces of cream of tartar, with a sufficient quantity of lenitive electuary, to

make it into balls, and give the dose every other day for a week; and at the same time give him three ounces of nitre every day in his water. While these medicines are given inwardly to remove the cause, let the tumours be rubbed twice a day with the following ointment: Take of ointment of elder, four ounces; of oil of turpentine, two ounces; of sugar of lead, half an ounce; of white vitriol powdered two drams: mix the whole well together in a glass mortar, and keep it for use.

If the tumours break and run a thick well digested matter, it is a sign that the disease is conquered, and the creature will soon be well; but it will be necessary to give him two ounces of the liver of antimony every day for a fortnight, and two ounces every other day for a fortnight longer. This method will never fail in a farcy where the small veins only are affected; and a small time will complete the cure.

But when the farcy affects the large blood vessels, the cure will be far more difficult. When the plate or curial veins are chorded, lose no time, but bleed immediately on the opposite side, and apply to the distempered vein the following medicine: Take of the oil of turpentine six ounces, put it into a pint bottle, and drop into it by degrees three ounces of oil of vitriol; be careful in mixing these ingredients, for otherwise the bottle will burst; when therefore you have dropped in a few drops of the oil of vitriol into the bottle, let the mixture rest till it has done smoaking, and then drop in more, proceeding in this manner till the whole is mixed.

If the farcy be situated in the loose and fleshy parts, as those of the flanks or belly, the mixture should consist of equal parts of oil of turpentine and oil of vitriol; but when the seat of the disease is in the parts less fleshy, the proportions above are best adapted to perform the cure. The medicines must be used in the following manner: Take a woollen cloth, and with it rub the parts affected, and then apply some of the compound oil to every bud and tumour; continue this method twice a day. At the

same time give cooling physick every other day; the balls and nitrous draughts mentioned above will answer the intention. By this treatment the tumours will digest and chords dissolve: but it will be necessary to give the liver of antimony to complete the cure and prevent the relapse; and also dress the sores when well digested with a mixture of bees-wax and oil, which will heal them, and smooth the skin.

Sometimes the disease will not easily yield to this treatment, especially when situated near the flanks and lower belly. In this case it will be necessary to bathe the parts with the above compound oil as far as the centre of the belly, and at the same time give a course of antimonial medicines. The following composition is reckoned stronger than that given above, and on that account is often used where the disease is obstinate: Take of spirits of wine four ounces; of the oil of vitriol and turpentine, of each two ounces; and of verjuice six ounces. Mix the whole with the caution above directed.

When the before method fails, and the distemper becomes inveterate, the following medicine is recommended by an eminent practitioner: Take of linseed oil half a pint; of the oils of turpentine and petre, of each three ounces; of the tincture of euphorbium and hellebore, of each two drams; of oil of bays, two ounces; of oil of origanum and double aqua-fortis, of each half an ounce: mix the whole together with great caution, and when the ebullition is over, add two ounces of Barbadoes tar.

This medicine must be rubbed on the tumours and chorded veins once in two or three days; observing, that if the mouths of the ulcers are choaked up, or the skin so thick over them as to confine the matter, to open a passage with a small hot iron, and destroy with vitriol the proud flesh, after which it may be kept down by touching it occasionally with oil of vitriol, aqua-fortis, or butter of antimony.

These are the best methods for curing the farcy; a disease which has baffled the attempts of the most skilful, and destroyed many an useful creature. Some of our far-

riers give the most drastic and dangerous medicines, and even put corrosive sublimate or arsenic into the buds, after opening them. But this is a very bad practice, and often absolutely kills the creature it was intended to cure; for if a small quantity of it gets into the blood, death is the inevitable consequence.

The ingenious Dr. *Bracken* recommends the mercurial ointment, for rubbing the chords and tumours before they break, in order to disperse them; and when they are broke, to dress the sores with a mixture composed of equal parts of *Venice* turpentine and quicksilver. If by this means the mouth become sore, a gentle purge should be given to prevent a salivation. This is doubtless a very good method, and if care be not wanting, will often prove effectual.

He also recommends the following alterative ball: Take of butter of antimony and bezoar mineral, of each one ounce; beat them up with half an ounce of cordial ball, and give the bigness of a walnut, or three quarters of an ounce every day for two or three weeks, fasting two or three hours after it.

**WATER-FARCIN.** This disease has no resemblance to a true farcy, it is really a dropsy, and is of two kinds, one produced by a feverish disposition terminating on the skin, as often happens in epidemical colds: the other a true dropsy, where the water is not confined to the belly and limbs, but is found in different parts of the body, where a great number of soft swellings appear, which yield to the pressure of the finger. The last generally proceeds from foul feeding, or from the latter grass or fogs, which generally rise in great plenty mornings and evenings at the autumnal seasons, and greatly injure the health of such horses as continue abroad. Nor is this all, the cold rains common at the same time increase the evil, and render the blood sluggish and viscid.

The first species may be relieved by slight scarifications in the inside of the leg and thigh, with a sharp penknife; but in the other species, we must endeavour to discharge the water, recover the crisis of the blood,



blood, and brace up the relaxed fibres of the whole body. In order to this a purge must be given every week or ten days; and immediately after the first, the following balls: Take of nitre, two ounces; of quills powdered, half an ounce; of camphor one dram; and of honey a quantity sufficient to make the whole into a ball.

Let one of these balls be given every day; and to render it more effectual, let it be washed down with a horn or two of the following drink: Take of black hellebore, fresh gathered, two pounds: wash, bruise, and boil it in six quarts of water, till two quarts are wasted: strain off the liquor, and pour on the remaining hellebore two quarts of white wine, place it in a gentle heat, and let it infuse forty-eight hours; strain it off, and mix both together, and give the horse a hornful or two after each ball.

When the horse has been treated in this manner a sufficient time, that is till the water is evacuated, and he begins to recover, give him a pint of the following infusion every night and morning, for a fortnight, fasting two hours after it: Take of gentian root, and zedoary, of each four ounces; of chamomile-flowers, and the tops of centaury, of each two handfuls; of Jesuit's bark powdered, two ounces; of juniper-berries, four ounces; of filings of iron, half a pound; infuse the whole in two gallons of ale for a week, shaking the vessel often.

**FARRIER.** One whose employment is to shoe horses, and cure them when diseased or lame.

**FARRIER'S POUCH,** a leather bag in which they carry nippers, drivers, shoes for all sizes of feet, good sharp nails, and all that is proper for new shoeing a horse that has lost his shoe upon the road.

If you have no Farrier with you, you must always in your equipage have a Farrier's pouch well provided, and a groom that knows how to drive nails.

**FATTENING OF HORSES:** there are a multitude of things prescribed for this purpose, of which these that follow have by experience been found to be the best.

1. Take elecampane, cummin-feed, tamerisks, anise-seeds, of each two ounces, and a handful of groundsel; boil all these very well with three heads of garlic, cleansed and stamped, in a gallon of strong ale: strain the liquor well, and give the horse a quart of it lukewarm in a morning, and set him up hot. Do this for four or five mornings, and afterwards turn him to grass, if the weather permit, but if it does not keep him in the house; and besides the aforesaid drink, take the fine powder of elecampane, and the same quantity of cummin-seeds powdered, and every time you give him provender, sprinkle half an ounce of this powder by little and little therein, for fear he should nauseate it, until it be quite eaten up.

2. Put two spoonfuls of diapente in a pint of sweet wine, brew them together, and give it the horse for three mornings; for that will take away all infections and sickness from the inward parts: then feed him with provender, at least three times a day, *viz.* after his water in the morning, after his water in the evening, and at nine o'clock at night. And if you perceive that he does not eat his provender well, then change it to another, and let him have most of that food he loves best.

3. Let the horse blood; then put half a bushel of coarse barley-meal into a pail full of water, stirring it about for a considerable time, then let it stand till it sink to the bottom; pour off the water into another pail for the horse's ordinary drink, and make him eat the meat that remains at the bottom of the pail three times a day, morning, noon, and night; but if he refuse, or seem unwilling to eat the meal alone, mix it with a little bran; the next day lessen the quantity of bran, and at last give him none at all, for it serves only to accustom him to eat the meal: or you may mix a small quantity of oats with the meal, and diminish it by degrees as before.

It is to be observed, that the barley must be ground every day as you use it, for it quickly grows sour, after which the horse will not taste it.

There

There are not many horses which may not be fattened by keeping them to this diet for the space of twenty days.

Barley ground after this manner, purges the horse, and cools his inward parts; but the greatest efficacy lies in the water, which is impregnated with the most nourishing substance of the meal.

When you perceive your horse to thrive and grow lusty, you may take him off from his diet by degrees, giving him at first, oats once, and barley-meal twice a day; then oats twice, and the meal once, till the horse is perfectly weaned.

In the mean time you may give him hay, and good straw also if you please, but you must not ride him, only walk him softly about half an hour in the middle of the day.

After the horse has eaten barley-meal eight days, give him the following purgative, if you find he stands in need of it: take an ounce of the finest aloes, and half an ounce of agaric, and roots of flowers-de-lis, and of *Florence*, of each an ounce; pound all these three to powder, and mingle them with a quart of milk, warm as it comes from the cow, if it can conveniently be had, and keep the horse bridled six hours before, and six hours after the taking of it, without discontinuing his usual diet.

This purgation will operate effectually, the humours being already prepared, and the body moistened and cooled; and therefore the medicine will not occasion any disorder or heat, and the horse will visibly mend.

After the operation of the purgative is quite ceased, the horse must be kept eight days at diet as before.

If horses of value, that are full of mettle, and of a hot and dry constitution, were to be kept to this diet for a convenient space of time, once a year, it would infallibly preserve them from several distempers; and it is especially useful at the end of a campaign, or after a long journey.

If your horse loses his appetite, (as it often happens) when he begins to eat, you may tie a chewing-ball to his bitt, renew-

ing it so often till he begin to feed heartily on the barley; for these balls not only restore lost appetite, but purify the blood, prevent diseases, and contribute to the fattening of the horse.

FAWN, a buck or doe of the first year.

FEATHER IN A HORSE'S FOREHEAD, &c. is nothing else but a turning of the hair, which in some resembles an ear of barley, and in others a kind of oylet-hole.

When it reaches a good way along the upper part of the neck, near the mane, it is a good mark; and if it be on each side of the neck, the mark is the better.

So likewise if there be in the forehead two or three of these oylets, separate from each other, or so joined that they form a kind of feather; or if the like mark be upon the ply of a horse's hind thigh, and upon the back part of it, near to where the end of his dock or rump reaches, it is a very good mark.

FEATHER ALSO UPON A HORSE, is a sort of natural frizzling of the hair, which in some places rises above the lying hair, and there casts a figure resembling the top of an ear of corn.

There are feathers in several places of a horse's body, and particularly between the eyes.

Many believe, that when the feather is lower than the eyes, 'tis a sign of a weak sight; but this remark is not always certain.

A *Roman* feather, is a feather upon a horse's neck, being a row of hair turned back and raised, which forms a mark like a back-sword near the mane.

FEEL; to feel a horse in the hand, is to observe that the will of the horse is in the hand, that he tastes the bridle, and has a good *appui* in obeying the bitt.

To feed a horse upon the haunches, is to observe that he plies or bends them, which is contrary to leaning or throwing upon the shoulders.

FELDFARES, *the manner of taking them by water birdlime.*

Take your gun about *Michaelmas*, or when the cold weather begins to come in, and



and kill some feldfares; then take one or two of them, and fasten to the top of a tree, in such a manner, that they may seem to be alive. When you have done this prepare two or three hundred twigs, take a good birchen bough, and therein place your twigs, having first cut off all the small twigs, set a feldfare upon the top of the bough, making it fast, and plant this bough where the feldfares resort in a morning to feed; for they keep a constant place to feed in, till there is no more food for them left.

By this means others flying near will quickly espy the top bird, and fly in whole flocks, or a great number, to him.

FERME A FERME; a word peculiar to the manage schools, signifying in the same place, without stirring or parting.

You must raise that horse *ferme a ferme*. This horse leaps upon *firma a firma*, and works well at caprioles.

FENCE MONTH, the month wherein deer begin to fawn, during which it is unlawful to hunt in the forest. It begins *June* the 19th, and continues to *July* the 19th.

There are also certain fence or defence months, or seasons for fish, as well as wild beasts, as appears by *West*, 2. G. 3. in these words; *all waters where salmon are taken, shall be in defence from taking any salmons, from the Nativity of our Lord, unto St. Martin's day; likewise that young salmons shall not be taken nor destroyed by nets, &c. from the midst of April, to the Nativity of St. John Baptist.*

FERRET is a creature that is bred naturally in *England*, but not in *France*, *Germany*, *Italy*, and *Spain*; they are tamed for the use of those who keep warrens, and others.

The body of this animal is longer than is proportionable: their colour is variable, sometimes black and white upon the belly; but most commonly of a yellowish sandy colour, like wool dyed in urine.

The head is something like that of a mouse, and therefore into what hole soever she can put it, all the body will easily follow after.

The eyes are small but fiery, like red hot

iron, and therefore she sees most clearly in the dark.

Her voice is a whining cry without changing of it: she hath only two teeth in her nether chap, standing out, and not joined and growing together.

The genital of the male is of a bony substance, and therefore it always standeth stiff, and is not lesser at one time than another.

The pleasure of the sense of copulation, is not in the genital part but in the muscles, tunicles, and nerves wherein the said genital runs.

When they are in copulation, the female lieth down, or bendeth her knees, and continually crieth like a cat, either because the male claweth her with his nails, or by reason of the roughness of his genital.

The ferret usually brings forth seven or eight at a time, carrying them in her belly for forty days: the young ones are blind for thirty days after they are littered, and they may be used for procreation, as their dam is, within forty days after they can see.

When they have been tamed, they are nourished with milk, or barley bread, and they can fast a very long time.

When they walk they contract their long back, and make it stand upright in the middle round like a bowl: when they are touched, they smell like a martel, and they sleep very much.

The ferret is a bold audacious animal, an enemy to all others but his own kind; drinking and sucking in the blood of the beast it biteth, but eateth not the flesh.

When the warrener has occasion to use his ferret, he first makes a noise in the warren to frighten the conies who are abroad into their burrows, and then he pitches his nets; after that he puts the ferret into the earth, having muzzled her mouth, so that she may not seize but only frighten the conies out of their burrows, who are afterwards driven by the dogs into the nets or hays, planted for them.

FETLOCK is a tuft of hair as big as the hair of the mane, that grows behind the pastern joint of many horses; horses of low size have scarce any such tuft.

Some

Some-coach horses have large fetlocks; and others have so much hair upon theirs, that if the coachman does not take care to keep them clean and tight, they will be subject to the watery sores called *the waters*.

FEVERS, [in Farriery] Horses are very subject to fevers, from a great variety of causes, and care should be taken as soon as the creature is seized, to attempt the cure.

When a horse is seized with a fever, he will be remarkably restless, ranging from one end of the rack to the other; his flanks work; his eyes appear red and inflamed, his tongue parched and dry, his breath hot, and of a strong smell; he is often smelling to the ground, loses his appetite, and though he will take the hay into his mouth, does not chew it; his whole body is hotter than ordinary; but not parched; he dungs often, little at a time, usually hard, and in small pieces. His urine is high coloured, and he generally stales with pain and difficulty: he is always craving for water, and drinks often, but very little at a time; and his pulse is much quicker than common.

Whenever a fever is perceived, the first part of the cure is bleeding, and the quantity, if the horse is strong, and in good condition, would amount to two or three quarts. When this has been done, give him four times a day a pint of the following infusion: Take of baum, sage and camomile flowers, of each a handful: of liquorice root sliced an ounce; and of nitre, three ounces: pour upon these ingredients two quarts of boiling water: and when cool strain it off; squeeze into it the juice of three lemons, and sweeten it with honey.

The horse should eat nothing but scalded bran, given him in small quantities; but if he refuses this, let him have dry bran sprinkled with water, and let a little hay be put into his rack, as a small quantity of it will not be prejudicial, and a horse will often eat hay, when he will not touch any thing else. His water should be a little warm, given often, but in small quantities; and his cloathing moderate, too much heat being pernicious in a fever.

This method, with good nursing, will

often prove sufficient to restore the horse to health; but if he refuses his meat, more blood should be taken from him, the drink continued; and if his dung be hard and knotty, the following clyster should be given: Take of marshmallows, two handfuls; of camomile flowers one handful; and of fennel seeds, one ounce: boil the whole in three quarts of water, till one quart is wasted; then strain off the liquor, and add to it four ounces of treacle, and a pint of common oil.

This clyster should be given every other day; and the intermediate day, the following should be given: Take of cream of tartar, and of glauber's salts, of each four ounces; dissolve them in barley-water, and add one ounce of lenitive electuary.

By pursuing this method, the horse will begin to recover, and he will relish his hay, though his flanks will continue to heave pretty much for a fortnight; but nothing more will be requisite to compleat the cure, than walking him abroad in the air, and giving him plenty of clean litter to rest on in the stable.

But there is another and much worse sort of fever, to which horses are very subject, and which often proves fatal, if not properly treated.

The symptoms of this disorder are a slow fever, with great depression; he is sometimes inwardly hot, and outwardly cold; and other times hot all over, but not to any extreme. His eyes appear moist and languid; his mouth is continually moist, so that he is not desirous of drinking; and when he does, a very little satisfies him. He eats very little, and even then moves his joints in a loose, feeble manner, and grates his teeth very disagreeably; his body is generally open, his dung soft and moist, his staling irregular, sometimes making little, at others a large quantity of water, which is of a pale colour, and has very little sediment.

The first relief is to take from him a moderate quantity of blood, let it not exceed three pints, but repeat the operation in proportion to his strength, fullness, cough,



or any tendency to inflammation; after which, the nitre drink already described, may be given, with the addition of an ounce of snake root, three drams of saffron, and the same quantity of camphire first dissolved in a little spirit of wine.

The diet should be scalded or sprinkled bran, and the best flavoured hay given him by handfuls at a time. And it will often be necessary to feed him by hand, as he will not be able to lift his head to the rack.

In this disease, drinking is absolutely necessary to dilute the blood, and therefore if the horse refuses warm water he should be indulged with such as has had only the chill taken off, by standing some time in the stable. And this will be no disadvantage, for the warm water forced on horses, pals their stomachs for a time, and consequently takes away their appetite; but this water which has only stood in the stable restores them.

If this method should not prove sufficient, but the fever continues to increase, the following balls should be given immediately, as the danger augments every hour: Take of contrayerva-root, myrrh, and snake-root powdered, of each two drachms; of saffron, one drachm: of mithridate, or *Venice* treacle, half an ounce, make the whole into a ball, with honey, which should be given twice a day, and washed down with two or three horns of an infusion of snake-root, sweetened with honey, and acidulated with half-a-pint of vinegar.

If these balls should not answer the intention (which will not often be the case) add to each a drachm of camphire, and, when the horse is of value, the same quantity of castor.

Or the following drink may be given, which has been often attended with success: Take of camphire one drachm, dissolved in an ounce of rectified spirit of wine, pour it gradually into a pint of distilled vinegar, and give it at two doses.

Perhaps there is not a more powerful and effectual medicine known than camphire, in all these kinds of putrid fevers, being active,

attenuating, and particularly calculated to promote secretions of urine and perspiration, the two principal outlets by which the febrile matters are discharged; and it would be fortunate for the poor beast, and advantageous to the farrier, if it were oftener given than at present.

It is necessary to be observed, that if the horse should prove costive, clysters, or an opening drink will be necessary; and should he purge, care must be taken not to suppress it, if moderate; but if it continues long enough to render the horse feeble, add diacodium to his drink instead of mithridate.

Another necessary observation is, to let him drink plentifully, as that will greatly tend to promote the operation of the above medicines, and consequently render them more effectual in curing the disorder.

A particular regard should also be had to his staling, which must be repressed by proper astringents, and giving him lime water, if it should flow in too great quantities: and on the other hand, if it happens, that he is too remiss that way, and stales too little, as to occasion a fulness and swelling of his body and legs, the following drink should be given: Take of salt prunella, or nitre, one ounce; of juniper berries, and *Venice* turpentine, of each half an ounce, make the whole into a ball, with oil of amber.

Two or three of these balls may be given at proper intervals, and washed down with a decoction of marshmallows sweetened with honey.

These are the best methods of managing fevers, and will generally prove successful; but sometimes art will fail, and the horse will discharge a greenish or reddish gleet from his nostrils, and sneeze very frequently; he will continue to loose his flesh, become hide-bound, refuse his meat, swell about the joints, and his eyes appear as if fixed and dead, and a purging ensue, in which he will discharge a foetid, dark coloured matter; when these symptoms appear, his case may be considered as desperate, and all attempts to save him will be in vain.

But, on the contrary, when his skin feels  
T kindly

kindly, his ears and feet continue of a moderate warmth, his eye looks brisk and lively, his nose continues clear and dry, his appetite mends, he lays down with ease, and dungs and stales regularly, you may conclude that the danger is over, and nothing wanting but care to compleat the cure.

But you must be very attentive to his feeding, and not suffer him to eat too much; his diet should be light; a small quantity only given him at one time, and increased by degrees, as he gathers strength; for horses have often caught great surfeits, and relapsed into their former disease, merely through over-feeding.

Sometimes the fever will be brought to intermit, or leave the creature for a time. If this should happen, be very careful as soon as you find the fit is over, to give him an ounce of Jesuit's bark, and repeat it every six hours, till the creature has taken five or six ounces: if any eruptions or swellings, they should be encouraged, as they are good symptoms, and denote a termination of the distemper, and that no more medicines are necessary:

In the years 1732, and 1773, a terrible epidemic fever raged among the horses, and it was then found by experience, that the simplest method was attended with the best success, and that those who treated the distemper in the following manner were rarely disappointed.

The first operation was to bleed largely, to the quantity of three quarts, if the horse was strong and full of flesh; and if his lungs were not relieved by it, but continued stuffed and loaded, the bleeding was repeated, and a rowel put in the chest or belly.

These previous operations being performed, take care to dilute the blood, by giving the creature plenty of water, or white drink: and let his meat be warm bran mash, and his hay sprinkled. If the fever should increase, which may be known by the symptoms above described, give him an ounce of nitre thrice a day in his water, or made up into a ball with honey. Let his body be kept cool and open, with the opening drink, given twice or thrice a week; for an ounce of

salt of tartar may be given every day, dissolved in his water, observing to omit the nitre. After a week's treatment in this manner, the cordial ball may be given once or twice a day, and washed down with an infusion of liquorice root sweetened with honey; to which may be added, when the phlegm is tough, or cough dry and husky, a quarter of a pint of linseed, or fallad oil, mixed with an equal quantity of oxymel of squills.

Care should be taken on these occasions to keep the head and throat warmer than common, as the kernels about the latter are generally swelled, to promote a free perspiration, and increase the running at the nose, which has the same effect in a horse, as spitting in the human species. But never attempt to syringe the nose, as some too often do, to promote the discharge; for it has a quite contrary effect, and will lessen the quantity of matter which should be increased as much as possible. The checking of this matter, not only increases the fever, but also occasions bad swellings in the parts and glands, in and near the head. And let me once for all remind the practitioner, that all such discharges are critical, and thrown off by nature to free herself from the load that oppresses her, and consequently should by all means be promoted.

FIANTS, }  
FAUNTS, } the dung of deer.

FIMASHING, the dunging of any sort of wild beasts.

FIG IN HORSES, a disease that takes its name from a wart or broad piece of flesh growing upon the frush towards the heel, resembling a fig in shape.

It proceeds from some hurt received in the foot, that has not been thoroughly cured: or by a stub or nail, bone, thorn, or stone, and sometimes by an over reach upon the heel or frush.

The general method of cure, is to cut away the hoof for the more easy effecting it; and then to bind a piece of sponge close on the part, which will eat off the fig to the very root, and then they heal the sore with the green ointment.

FILANDERS,



**FILANDERS**, a disease in hawks, of which there are several sorts: they are worms as small as a thread, and about an inch long, which lie wrapt up in a thin skin, or net, near the reins, apart from either gut or gorge.

**FILLETS**, the loins of a horse, which begin at the place where the hinder part of the saddle rests.

**FILLY**, a term among horse-dealers to denote the female or mare colt.

**FILM WHITE UPON THE EYE OF A HORSE**, may be removed by lifting up the eye-lid, after the eye has been washed with wine, and stroaking it gently with one's thumb with wheat flour: also common salt, or salt of lead, beaten fine and put into the eye is proper to consume a film; or you may wash the horse's eye with your spittle in the morning fasting, having first put a little salt into your mouth: but there is nothing so effectual, as sal-armoniack beaten and put into the eye, and repeated every day till the film is gone.

**FIRE**, to give the fire to a horse, is to apply the firing iron red hot to some preternatural swelling in order to disperse it; which is oftentimes done by clapping the firing iron to the skin without piercing through.

We give fire to farcy knots by running a pointed burning iron into the ulcer.

We likewise give fire for wrenches of the pasterns.

**FIRING IRON**, is a piece of copper or iron about a foot long, one end of which is made flat, and forged like a knife, the back of it being half an inch thick, and the fore edge about five or six times thinner.

When the farrier has made his firing iron red hot in his forge, he applies the thinnest part to a horse's skin, and so gives the fire to the hams, or such places as stand in need of it.

**FISH**, as to the quality of breeding them, it is scarce to be found out by any certain symptom; for some very promising ponds do not always prove serviceable: one of the best indications of a breeding pond, is when there is good quantity of rush and grazing about it, with gravelly shoals, such as horse-

ponds usually have; so that when a water takes thus to breeding, with a few millets and spawners, two or three of each, a whole country may be stocked in a short time. Eels and perch are of very good use to keep down the stock of fish; for they prey much upon the spawn and fry of bred fish, and will probably destroy the superfluity of them. As for pike, perch, tench, roach, &c. they are observed to breed in almost any waters, and very numerously; only eels never breed in standing waters that are without springs; and in such are neither found nor encrease, but by putting in; yet where springs are, they are never wanting though not put in. And, which is most strange of all, no person ever saw in an eel, the least token of propagation, either by milt or spawn; so that whether they breed at all, and how they are produced, are questions equally mysterious, and never as yet resolved.

For the method of feeding fish, take the following remarks: 1. In a stew, thirty or forty carps may be kept up from *October* to *March*, without feeding; and by fishing with trawls or flews in *March*, or *April*, you may take from your great waters to recruit the stews; but you must not fail to feed all summer from *March* to *October* again, as constantly as cooped chickens are fed, and it will turn to as good an account.

2. The care of feeding is best committed to a butler or gardener, who should be always at hand; because the constant and regular serving of the fish, conduces very much to their well eating and thriving.

3. Any sort of grain boiled is good to feed with, especially pease, and malt coarse ground; the grains after brewing while fresh and sweet are very proper; but one bushel of malt not brewed will go as far as two of grains; chippings of bread, and scraps off a table, steeped in tap droppings of strong beer or ale, are excellent food for carps; of these the quantity of two quarts to thirty carps every day is sufficient, and to feed morning and evening, is better than once a day only.

4. There is a sort of food for fish that may

be called accidental, and is no less improving than the best that can be provided; and that is, when the pools happen to receive the wash of commons, where many sheep have pasture, the water is enriched by the soil, and will feed a much greater number of carps than otherwise it would do; and farther, the dung that falls from cattle standing in the water in hot weather, is also a very great nourishment to fish.

5. More particularly, the most proper food to raise pikes to an extraordinary fatness, is eels, and without them it is not to be done but in a long time; otherwise small perches are the best meat you can give them. Breems put into a pike-pond, breed exceedingly, and are fit to maintain pikes, that will take care they shall not encrease over much; the numerous fry of roaches and rouds which come from the greater pools into the pikes quarters, will likewise be good diet for them.

6. Pikes in all streams, and carps in hungry springing waters, being fed at certain times, will come up and take their meat almost from your hand; and it is a diverting object, to see the greediness and striving that will be among them for the good bits, with the boldness they will attain to by constant and regular feeding.

7. The most convenient feeding place is towards the mouth of the pond, at the depth of about half a yard; for by that means the deep will be kept clean and neat, as it were a parlour to retire to, and rest in: the meat thrown into the water without other trouble will be picked up by the fish, and nothing shall be lost; yet there are several ingenious devices for giving them food, especially pease; as a square board let down with the meat upon it by the four corners, whence a string comes, made fast to the end of a stick like a scale, which may be readily managed.

8. When fish are fed in the larger pools or ponds, where their numbers are also great, there will be some expence as well as pains: but as soon as they are taken out, and it appears how they are thriven, you will allow both well employed, either malt

boiled or fresh grains, is the best food in this case. Thus carps may be fed and raised like capons, and tenches will feed as well, but perch are not for a stew in feeding time.

As to the benefits that redound from the keeping of fish, besides furnishing your table, obliging your friends, and raising money, your land will be vastly improved, so as to be really worth and yield more this way, than by any other employment whatsoever: for suppose it to be a meadow of 2*l.* per acre: four acres in pond, will return you every year a thousand fed carps, from the least size to fourteen or fifteen inches long; besides pikes, perch, tench, and other fry; the carps are saleable, and will bring 6*d.*, 9*d.* and perhaps 12*d.* a piece, amounting in all to 25*l.* which is 6*l.* 5*s.* per acre, the charge of carriage only to be deducted.

When a great water is designed to be brought, you take the first spit of the ground upon which the bank is to stand, and form the pan of the pond. Now in case you convey the earth taken thence to some place where it may be easily removed upon your tillage-land, let it lie there to rot the sod, and there is not a better manure to be had, being also more than pays the charge of digging and carrying it off.

You gain the making of stews, and it may be other ponds for the convenience of your cattle, all at one expence; for if you are obliged to dig clay and earth for your bank, it is as easily taken where it does this, as otherwise.

If the soil about the waters be in any wise moorish, it may be planted with osiers, which yield a certain yearly crop.

The feed of the pond, when laid dry, and the corn, *i. e.* oats, which you may have upon the bottom, though meer mud, is very considerable.

If cattle graze near your great pools, they will delight to come and stand in the water, which conduces much to the thriving of your beasts, as well as to the feeding of your fish by their dunging, as has been already hinted: it is therefore advisable to have



have ponds in cow-pastures and grazing-grounds.

As to the sowing of oats in the bottom of a pond, take care to dry your great water once in three, or at most four years, and that at the end of *January*, or beginning of *March*, which (if the year do not prove very unseasonable) will be time enough. After *Michaelmas* following, you may put in a great stock of fish, and thin them in succeeding years as the feed declines. See POND-HEADS.

FISHING-FLIES, are both natural and artificial; the natural are almost innumerable, of which I shall name only the most principal, *viz.* the dun-fly, the stone or may-fly, the tawny fly, the vine-fly, the snell-fly, the cloudy and blackish fly, the flag-fly; also caterpillars, canker-flies, bear-flies, &c. all which appear either sooner or later, according as the spring proves forward or backward; and these flies are all good in their season, for such fish as rise at the fly.

The better to know the fly the fish covets most, when you come to the river-side in the morning, beat the bushes with your rod, and take up as many various sorts as you can, and make a trial of them, and by that means you will find which sort they bite most eagerly at; though they will sometimes change their fly, but this is only when they have glutted themselves with that sort they like best.

There are two ways of fishing with these natural flies, *viz.* either on the surface of the water, or a little underneath it.

If you angle for chevin, roch or dace, move not the natural fly swiftly when you see the fish make at it, but rather let it glide freely towards him with the stream; but if it be in a still and flow water, draw the fly slowly side-ways by him, and this will cause him to pursue it eagerly.

As for the artificial fly, it is seldom used but in blustering weather, when the waters are so disturbed by the wind, that a natural fly cannot well be seen, nor rest upon them.

There are twelve sorts of dubs or artificial

flies, of which these that follow are the principal.

1. For *March*, the dun-fly; made of dun wool, and the feathers of the partridge's wing; or the body made of black wool and the feathers of a black drake.

2. For *April*, the stone-fly; the body made of black wool, dyed yellow under the wings and tail.

3. For the beginning of *May*, the ruddy fly; made of red wool and bound about with black silk, with the feathers of a black capon hanging dangling on his sides, next his tail.

4. For *June*, the greenish fly; the body made of black wool, with a yellow list on either side, the wings taken off the wings of a buzzard, bound with black broken hemp.

5. The moorish fly, the body made of dusky wool, and the wings of the blackish mail of a drake.

6. The tawny fly good till the middle of *June*; the body made of tawny wool, the wings made contrary one against the other, of the whitish mail of a white drake.

7. For *July*, the wasp-fly; the body made of black wool, cast about with yellow silk, and the wings of drakes feathers.

8. The steel-fly, good in the middle of *July*; the body made with greenish wool, cast about with the feathers of a peacock's tail, and the wings made of those of the buzzard.

9. For *August*, the drake fly; the body made with black wool cast about with black silk, his wings of the mail of a black drake, with a black head. For the different kinds of Fish, and Directions for taking them, see each under their proper Article; as for CARP-FISHING see CARP.

#### *Directions for artificial Fly-fishing.*

1. Fish in a river that has been somewhat disturbed by rain, or in a cloudy day, when the waters are moved by a gentle breeze; if the wind be gentle, the best angling will be in swift streams, but if it blow somewhat strong, but not so but that you may conveniently guard your tackle, the fish will rise in plain deeps.

2. Al-

2. Always angle with a small fly and clear wings, in clear rivers; but use larger in muddy places.

3. Keep at as good distance from the water-side as you can, and fish down the stream with the sun at your face, and touch not the water with your line.

4. When the water becomes brownish after rain, use an orange fly; and in a clear day, a light coloured fly, and a dark fly for dark waters, &c.

5. Have several of the same of every sort of fly, differing in colour, to suit the colours of several waters and weathers.

6. Let the fly fall first into the water, and not the line, which will be apt to fright the fish.

7. Let your line be twice the length of your rod, unless the river be encumbered with wood.

8. In flow rivers, or still places, cast the fly over cros the river, and let it sink a little in the water, and draw it gently back with the current.

9. Make use of a quick eye and nimble hand, to strike presently with the rising of the fish, lest he should have time to spew out the hook.

Every one that delights in fly-fishing, ought to learn the way of making two sorts of artificial flies; the palmer, ribbed with silver or gold, and the may-fly.

In the making of the palmer-fly, you must arm your line on the inside of the hook, and cut off so much of a mallard's feathers to make the wings.

Then lay the outermost part of the feather next the hook, and the point of the feather towards the shank of the hook, whip it three or four times about the hook with the same silk you armed your hook, and make the silk fast.

Take the hackle of the neck of a cock, or capon, (but a plover's top is best) and take off one side of the feather, and then take the hackle, silk, or gold or silver thread, and make all these fast at the bent of the hook, working them up to the wings, shifting your fingers every turn and making a stop, then the gold will fall right, which make fast.

After this, take the hook betwixt your finger and thumb, in the left hand, and with a needle or pin part the wings in two, then with the arming silk, (having fastened all hitherto) whip it about as it falls across between the wings, and with your thumb turn the point of the feather towards the bent of the hook, then work it three or four times about the shank, and fasten it; and view the proportion for other flies.

If you make the grounds of hog's-wool, fandy, black, or white, or bear's-wool, or of a red bullock, work these grounds on a waxed silk, and arm and set on the wings as before directed.

The body of the may-fly must be wrought with some of these grounds, which will be admirably well when ribbed with black hair or silk.

Others make them with fandy hog's wool, ribbed with black silk, and winged with a mallard's feather, according to the Angler's fancy.

The oak-fly must be made with orange tawney, or orange coloured cruel, and black for the body; and the brawn of the mallard's feather for the wings.

Lastly, there is another fly, the body of which is made of the strain of a peacock's feather.

*March* is the month to begin to angle with the fly, but if the weather prove windy or cloudy, there are several sorts of palmers that are good at that time: the first is a black palmer, ribbed with silver; the second, a black palmer with an orange tawny body; thirdly, a palmer whose body is all black; lastly, there is a red palmer, ribbed with gold, and a red hackle mixed with orange cruel.

Observe, that the lightest flies are for cloudy and dark weather, and the darkest for bright and light; and the rest for indifferent seasons.

Salmon flies should be made with their wings standing one behind the other, whether two or four, and of the gaudiest colours that can be, for he delights in such; and this chiefly in the wings, which must be long as well as the tail.



An Epitome of the whole art of FISHING, wherein is shewn (at one view) the harbours, seasons and depths, for catching all sorts of fish usually angled for; also the various baits for each, so digested as to contain the essence of all the treatises ever wrote on the subject, exempt from their superfluities, which tend more to perplex than instruct.

Names,	Where found.	Season.	time to ang.	Depth from ground.	Fishes No.	Proper Baits.	Worms No.	Fish and Insects No.
Bream	rough str. river or mid. pond	Apr. to Mich.	Sun rise to 9 3 to Sun set	touch ground	—	1 3	1 to 7	No. 8
Barbel	gravel bank in currents under bridges	Apr. to Aug.	very early or late	ditto	—	2	2 6 7	—
Bleak	fandy bottom deep rivers, ships sterns*	May to Oct.	all day	6 inches from bottom	1 2	2	2 3 8	—
Carp	fill deep mud bottom pond or river.	May to Aug.	Sun rises to 9 3 to sun set	3 inches from bottom hot weather mid water	—	1 3 4	1 2 3 4 7	—
Chub or Chevin	ditto	May to Dec.	ditto	ditto	1 to 5	2	1 2 4 5	7 8
Dace	fandy bottom deep river	May to Oct.	all day	6 to 12 inches from bottom	ditto	3 4	1 to 5 & 8	—
Gudgeon	ships sterns* gravel shoals near clay banks	May to Oct.	ditto	near or on ground mid water	wh. thro. and snap	line float hooks fixt	2 8	1 2 3 4 5 6 7
Pike	—	All the year	ditto	—	—	—	—	—
Pearch	river in stream } gravel pond deepest pt } or weedy	May to Aug.	S. rise to 10 2 to Sun set	ditto	2	1	3 5 7 8	1 6
Pope	deep holes in rivers	Aug. to May	mid. day	6 inches from bottom	5	—	all	—
Rouch	fandy bottom deep river, ships sterns*	May to Oct.	all day	6 to 12 inches	1 2 4 5	3 4	ditto	8
Salmon	deep rivers	Mar. to Sept.	8 to 9, 3 to 6	mid way to the bottom	all large	—	1 5 6 7	1
Smelts	ships sterns * and docks	Apr. to Oct.	all day	mid way to the bottom variable	all small	—	1 2 5	bits of fannels
Trout	purling stream and eddies of stony bottom river	Mar. to Mich.	ditto	cold weather 6 inches to 9 hot wea. top to mid water	1 to 5	—	1 2 5 to 8	1 8
Tench	mud bottom river or pond	All the year	Sun rise to 9 3 to Sun set	cold wea. 3 inch. from bot. hot weather mid water	—	1 3 4	1 3 4 to 7	—
Umber or } Grayling }	clay bottom, swift stream	All the year	all day	cold weather 6 to 9 inches hot wea. top to mid water	1 to 5	—	all	1 8

\* To fish at sterns let the bait sink two or three yards; in this a pater nofter line is commonly used, that is, five or six hooks on a line, about four or five inches distance: bait as above.—The figures in this Table are explained as follow:

*A description of proper baits for the several sorts of FISH referred to in the foregoing table.*

## F L I E S.

1. Stone-fly, found under hollow stones at the side of rivers, is of a brown colour, with yellow streaks on the back and belly, has large wings, and is in season from *April to July*.

2. Green-drake, found among stones by river sides, has a yellow body ribbed with green, is long and slender, with wings like a butterfly, his tail turns on his back, and from *May to Midsummer* is very good.

3. Oak-fly, found in the body of an old oak or ash, with its head downwards, is of a brown colour, and excellent from *May to September*; for trout, put a cod-bait or gentle on the point, and let it sink a few inches in clear water.

4. Palmer-fly, or worm, found on leaves of plants, is commonly called a caterpillar, and when it comes to a fly is excellent for trout.

5. Ant-fly, found in ant-hills from *June to September*.

6. The may-fly is to be found playing at the river-side, especially against rain.

7. The black-fly is to be found upon every hawthorn, after the buds are come off.

## P A S T E S.

1. Take the blood of sheeps hearts, and mix it with honey and flour worked to a proper consistence.

2. Take old cheese grated, a little butter sufficient to work it, and colour it with saffron: in winter use rusty bacon instead of butter.

3. Crumbs of bread chewed or worked with honey, (or sugar), moistened with gummy water.

4. Bread chewed, and worked in the hand till stiff. *See for more under the Article PASTE FOR ANGLING: as also for WORMS under its proper Article.*

## W O R M S.

1. The earth-bob, found in sandy ground after ploughing; it is white, with a red head and bigger than a gentle: another is found in heathy ground, with a black or blue head. Keep them in an earthen vessel well covered, and a sufficient quantity of the mould they harbour in. They are excellent from *April to November*.

2. Gentles, to be had from putrid flesh: let them lie in wheat bran a few days before used.

3. Flag-worms, found in the roots of flags; they are of a pale yellow colour, are longer and thinner than a gentle, and must be scowered like them.

4. Cow-turd-bob, or clap-bait, found under a cow-turd from *May to Michaelmas*; it is like a gentle, but larger. Keep it in its native earth like the earth-bob.

5. Cadis-worm, or cod-bait, found under loose stones in shallow rivers; they are yellow, bigger than a gentle, with a black or blue head, and are in season from *April to July*. Keep them in flannel bags.

6. Lob-worm, found in gardens; it is very large, and has a red head, a streak down the back, and a flat broad tail.

7. Marsh-worms, found in marshy ground: keep them in moss ten days before you use them: their colour is a blueish red, and are a good bait from *March to Michaelmas*.

8. Brandling red-worms, or blood-worms, found in rotten dunghills and tanners bark; they are small red-worms, very good for all small fish, have sometimes a yellow tail, and are called tag-tail.

## F I S H and I N S E C T S.

1. Minnow. 2. Gudgeon. 3. Roach. 4. Dace. 5. Smelt. 6. Yellow Frog. 7. Snail Slit. 8. Grasshopper.

FITCH, } a pole-cat; also the  
FITCHOW, } skin or fur of that creature.

FIVES. *See VIVES.*

FLAG-WORM, an insect so called, because it is found and bred in flaggy ponds



or sedgy places, hanging to the fibres, or small strings that grow to the roots of the flags, and they are usually inclosed in a yellow or reddish husk or case.

FLEAM, is a small instrument of fine steel, composed of two or three moveable lancets for bleeding a horse; and sometimes making incisions upon occasion, and so supplying the room of an incision-knife.

FLANKS, the sides of an horse. In a strict sense, the flanks of a horse are the extremities of his belly, where the ribs are wanting, and below the loins. They should be full, and at the top of them on each side, should be a feather; and the nearer those feathers are to each other, so much the better: but if they be as it were within view, then the mark is excellent.

The distance between the last rib and haunch-bone, which is properly the flank, should be short, which is termed well-coupled: such horses are most hardy, and will endure labour longest.

If a horse have a flank full enough, you are to consider whether it be too large; that is, if over-against that part of the thigh, called the stifle, the flank fall too low; for in that case it is a great advance to pur-sue, especially if the horse be not very young.

A horse is said to have no flank if the last of the short ribs be at a considerable distance from the haunch-bone; although such horses may for the time have very good bodies, yet when they are hard laboured, they will loose them.

A horse also is said to have no flank when his ribs are too much straightened in their compass, which is easily perceived, by comparing their height with that of the haunch-bones, for they ought to be as high, and equally raised up as they are, or but very little less, when the horse is in good case.

A horse is likewise said to have little flanks, to be forily bodied, to be grunt-bellied and thin gutted, when his flank turns up like a grey-hound, and his ribs are flat, narrow and short.

A well flanked horse, is one that has wide and well-made ribs, and a good body. In

this case the word flank is used in the room of gut.

*To prevent Flies teasing Cattle.*

Boil bay-berries in oil, and anoint them with it, and they will never sit on cattle; or, wet the hair of horses, with the juice of the leaves of gourd at *Midsummer*, and they will not molest them. If cattle are anointed with the juice of are-smart, flies will not come near them, though it is the heat of summer.

To FLING, is the fiery and obstinate action of an unruly horse.

To fling like a cow, is to raise only one leg, and give a blow with it.

To fling, or kick with the hind-legs. See YERK.

FLINTS, for fowling-pieces should be clear, but whether dark or light coloured is immaterial. Their size should be suited to the gun, and be neither too large and thick, or too small and slight; the first will not give freely, and the other will be apt to break.

FLOATS FOR FISHING, are made divers ways; some use the quills of *Muscovy* ducks, which are the best for slow waters, but for strong streams cork floats are the best; therefore take a good found cork, without straws or holes, and bore it through with a hot iron, into which put a quill of a fit proportion; then pare the cork into a pyramidal form, of what size you please, and grind it smooth.

FLOAT-ANGLING. In this the line should be longer than the rod by two or three feet, and let the pellet that is put upon it be neither so heavy as to sink the cork or float, nor so light as to hinder the smallest touch from pulling it under water, because that is the only sign you have of a bite. In rivers it will be most proper to make use of a cork; but in standing waters a quill may serve well enough.

FLOUNDERS, may be fished for all day long, either in a swift stream, or in the still deep water; but best in the stream, in the months of *April, May, June, and July*: the most

proper baits, are all sorts of worms, wasps, and gentles.

**FLY-ANGLING,** Let the rod be light and the line twice as long as your rod, and very strong at top, and go gradually taper, till you have only a single hair at the hook. You must contrive to have the wind on your back, and the sun, if it shines, to be before you, and to fish down the stream: and carry the point or top of your rod downward, by which means the shadow of yourself and the rod too, will be the least offensive to the fish, for the sight of any shade disturbs the fish, and spoils sport.

In *March* or *April*, if the weather be dark, or a little windy or cloudy, the best fishing is with the palmer-worm, which, with the may-fly, are the ground of all fly-angling. See the Article **FISHING**

Till you are a proficient, every throw will go near to cost you a hook: therefore practise for some time without one; or get your flies dressed on silk-worm gut, and you will not easily break them off. See Article **FISHING**.

The best times to use a fly are, when the river has been a little discoloured by rain, and is again clearing, or in a cloudy, breezy day. When the wind is high, chuse the still deep; when small or none, the running streams, and use then the natural; in boisterous weather the artificial fly. In clear streams use a small fly; in less clear, one larger; a light coloured fly in a bright day; a dark fly for dark waters, and an orange fly in muddy ones.

*To FLY ON HEAD,* [in Falconry] is, when a hawk missing her quarry, betakes herself to the next check, as crows, &c.

*To FLY CROSS* [in Falconry] is said of a hawk when she flies at great birds, as cranes, geese, &c.

*To FLY THE HEELS:* a horse is said to fly the heels when he obeys the spur. See **SPUR** and **HEELS**.

**FOAL.** Colt is the young male of the horse kind, as filly is the female. It is no difficult matter to know the shape that a foal is like to be of, for the same shape he carries at a month, he will carry at six years

old, if he be not abused in after keeping; and as the good shape appears, so do the defects also.

And as to heighth, it is observed, that a large shin-bone, long from the knee to the pastern, shews a tall horse; for which, another way is, to see what space he has between his knee and withers, which being doubled, it will be his heighth when he is a competent horse.

There are also means to know their goodness; for if they are stirring spirits, free from affrights, wanton of disposition, and very active at leaping and running, and striving for mastery, such generally prove good mettled horses; and those on the contrary are jades.

And if their hoofs be strong, deep, tough, smooth, upright standing, and hollow, they cannot be bad; therefore the *Barbary* horse is well known by his hoof,

Foals are usually foaled about the beginning of summer, and it is customary to let him run till *Michaelmas* with the mare, at which time they may be weaned. Some however maintain that a foal is rendered much sooner fit for service by being allowed to suck the whole winter, and weaned about *Candlemas* or *Sbrovetide*. When first weaned, let them not be kept in the hearing of their dam, but should be kept in a convenient house with a low rack and manger for hay and oats; the hay must be very sweet and fine, especially at first, and a little white bran should be mixed with their oats in order to keep their bodies open, and make them eat and drink freely. When foals are kept up in the winter, they are not to be immured continually in the stable; but in the middle of the day, when the sun shines warm, they should always be allowed to play about for an hour or two, and when the winter is over, they should be turned into some dry ground where the grass is sweet and short, and where there is good water, that they may drink at pleasure. The winter after they may be kept in the stable without any further care than that which is taken of other horses; but after the first year, fillies and colts should not be kept



kept together. *For the manner of breaking them see the article HORSE.*

**FODDER**, any kind of meat for horses, or other cattle. In some places hay and straw mingled together, is pecudary denominated fodder.

**FOGGAGE**, [in the Forest law] is rank grafs not eaten up in summer.

**FOILING**, [among Sportsmen] the footing and treading of a deer, that is on the grafs and scarce visible.

**FOLD-NET**, a sort of net with which small birds are taken in the night, as represented in *Plate VII. fig. 1.* and which may be carried by one man, if small; or if large, two may manage it, and is as follows:

When the net is fixed on both sides to two strong, strait, and light poles, you must have, at least, two or three lusty men to assist you, all very silent; the poles whereon your nets are tied, should be about twelve feet long, that so they may hold up the higher.

He who bears the lights, which should be torches, must carry them behind the nets in the midst of them, about two yards from them; and so order it as to carry the nets between the wind and the birds, who all naturally roost on their perches with their breasts against the wind; by this means, he that beats the bushes on the other side of the hedge, will drive them out the way towards the light.

When you find any bird in your net, you need not make much haste, for it will ensnare them of itself, and they cannot get away suddenly.

**FONCEAU**, is the bottom, or end, of a cannon-bitt-mouth; that is, the part of the bitt that joins it to the banquet. *See CHAPERON.*

**FOOT OF A HORSE**, consists of the hoof or coffin; which is all the horn that appears when the horse's foot is set on the ground.

It is a great imperfection to have feet too large and fat, or to have them too little: such horses as have them too large, are for the most part very heavy, and apt to stumble, especially if with such feet they have weak legs, and too long pasterns; on the other

hand, too small feet are much to be suspected, because they are often painful and subject to cloven quarters, and other imperfections.

**FOOT OF A HORSE**, is the extremity of the leg, from the coronet to the lower part of the hoof.

The four feet are distinguished by four different names; the two fore feet are by some called the hands of a horse, but that term is in disuse; the common expression being the far fore foot, to denote the right foot before; the near fore foot, the stirrup foot, and the bridle hand foot, to denote the left before.

Of the two hinder feet, the right is called the far hind foot; and when spears were used, it was called the spear-foot because in resting the spear, the socket of it answered the right foot.

The left hind foot, is called the near foot behind.

**FAT-FOOT**; a horse is said to have a fat foot, when the hoof is so thin and weak, that unless the nails be drove very short, he runs the risk of being pricked in shoeing: the *English* horses are very subject to this disorder. A horse's foot is said to be derobe, *i. e.* robbed, or stolen, when it is worn and wasted by going without shoes, so that for want of hoof it is difficult to shoe them.

**FOOTGELD**, } an amercement, or  
**FOUTGELD**, } fine laid upon those who lie within the bounds of a forest, for not lawing or cutting out the ball of their dogs feet; and to be quit of footgeld, is a privilege to keep dogs there un-lawed and uncontrouled.

**FOREHEAD OF A HORSE**, should be somewhat broad; some would have it a little raised, but a flat one is most beautiful.

A horse should have in his forehead that which we call a feather, which is a natural frizzling or turning of the hair; if he have two that are near, or touch, the mark is so much the better.

If a horse be neither white, dappled, nor approaching these colours, he should have a star or blaze in his forehead: it being a defect,

fect, not only as to the beauty, but often as to the goodness of the horse of any dark colour to be without one.

FORE-LEGS OF A HORSE, consist of an arm, a fore-thigh and the shank, both which, the larger, broader, and more nervous they are, the better.

FORE-LOIN, [with Hunters] is when a hound going before the rest of the cry, meets chace and goes away with it.

FOREST, a great wood, or place privileged by royal authority, which differs from a park, warren, or chace; being on purpose allotted for the peaceable abiding and nourishing of beasts and fowls thereto belonging; for which there are certain peculiar laws, officers, and orders, part of which appear in the great charter of the forest. Its properties are these:

1. A forest truly and strictly taken, cannot be in the hands of any but the King, because none else has power to grant a commission to be a Justice in Eyre.

2. The next property is the courts, as the Justice-seat every three years, the Swaimnote three times a year, and the Attachment once every forty days.

3. The third property may be the officers belonging to it, for the preservation of vert and venison; as the Justice of the forest, the Warder or Keeper, the Verdurers, the Foresters, Agistors, Regarders, Beadles, &c. which see in their proper places.

But the principal court of the forest is the Swaimnote, which is no less incident thereto, than a pie-powder to a fair; and if this fails there is nothing of a forest remaining, but it is turned into the nature of a chace.

Forests are of that antiquity in England, that, excepting the New-Forest in Hampshire, erected by William the Conqueror; and Hampton-Court erected by Henry VIII. it is said, there is no record or history which makes any certain mention of their erection, though they are mentioned by several writers, and in divers of our laws and statutes. There are 69 forests in *England*, 13 chaces, and 800 parks: the four principal forests are New forest, Sherwood-forest, Dean-forest and Windfor-forest.

FORESTER, is an officer of the forest, sworn to preserve the vert and venison therein, and to attend the wild beasts within his bailiwick, and to watch and endeavour to keep them safe by day and night: he is also to apprehend all offenders against vert and venison, and to present them to the courts of the forest, to the end that they may be punished according to their offences.

FORKED HEADS, [with Hunters] all deers heads which bear two croches on the top, or that have their croches doubled.

FORKED TAILS, a name given in some parts of the kingdom, to the salmon, in the fourth year of its growth.

FORME, a *French* term for a swelling in the very substance of a horse's pastern, and not in the skin; they come as well in the hind legs as in the fore, and though it be an imperfection not very common, yet it is dangerous, as it will admit of no other remedy but firing and taking out the soie; neither can the fire be given to that part without great difficulty and hazard.

FORMICA, is a distemper which commonly seizes upon the horn of a hawk's beak, which will eat the beak away, occasioned by a worm.

FORMICA is also a scurvy mange, which in summer time very much annoys a spaniel's ears, and is caused by flies and their own scratching with their feet.

For the cure: Infuse four ounces of gum-dragon in the strongest vinegar that can be got, for the space of eight days, and afterwards bruise it on a marble stone, as painters do their colours; then add two ounces of roch allum and galls; mingle all well together and apply it to the part affected.

FORMS, OR SEATS, [hunting term] applied to a hare, when she squats in any place.

FOUR CORNERS; to work upon the four corners, is to divide (in imagination) the volt or round into four quarters; the horse makes a round or two at trot or gallop, and when he has done so upon each quarter he has made the four corners.

To FOUNDER A HORSE, is to over-ride him, or to spoil him with hard working.

FOUNDING



**FOUNDERING IN THE FEET**, a distemper that affects a horse by means of hard riding or labour, or by heats and colds, which disorder the body, and excite malignant humours, that inflame the blood, melt the grease, and make it descend downwards to the feet, and there settle; which causes a numbness in the hoof, so that the horse has no sense or feeling in it; and is hardly able to stand, and when he does he shakes and quakes as if he had an ague fit upon him; sometimes this malady proceeds from his being watered while he is very hot, and his grease melted within him, and then suddenly cooled by setting him upon cold planks without litter; or by taking his saddle off too soon, or else by letting him stand while hot in some shallow water up to the fetlocks; by means of which extraordinary coldness, it causes the melted grease to fall down into his feet, and there to cake and congeal.

A horse may also be foundered by wearing straight shoes, and by travelling upon hard ground.

The symptoms by which you may know when your horse is foundered upon his fore feet, and not his hind feet, is by his treading only upon his hinder feet, and as little as he can upon the other; or his going crouching and crumpling upon his buttocks; and when sometimes he is foundered upon his hind feet, and not upon his fore feet, (which happens but seldom) it may be known by his seeming weak behind, and his resting himself as much upon his fore feet as he can; being afraid to set his hinder feet to the ground.

The general method of cure is; first, to pare all the horse's soles so thin, that you may see the quick: then to bleed him well at every toe; stop the vein with tallow and rosin, and having tacked hollow shoes on his feet, stop them with bran, tar, and tallow, as boiling hot as may be; repeating this every other day for a week together, and afterwards to give him good exercise, &c.

**CHEST FOUNDERING**, a distemper proceeding from crudities in the stomach, or other weaknesses obstructing the passage of the lungs.

This is discovered by the horse's often coveting to lie down, and standing straggling with his fore legs; the symptoms being much the same as in purfiness; the only difference is, that young horses are subject to chest foundering as well as old; whereas those horses which are troubled with purfiness are generally six years old and above.

Grass, with much refreshing and cooling, cures the former, but increases the latter.

The cure: Take five or six penny-worth of oil of petre, and mingle it with an equal quantity of ale or beer, and with your hand rub this mixture on the part affected, a red hot fire-shovel being held against it while you are rubbing it.

**FOUNDERING IN THE BODY**, is caused by a horse's eating too much provender suddenly, while he is too hot and panting, so that his food not being well digested breeds ill humours, which by degrees spread themselves all over his members, and at length does so oppress his body that it renders him extremely weak, and makes him incapable of bowing his joints; and when he has laid down cannot rise again; nor can he either stale or dung without great pain.

It is also caused by drinking too often upon a journey while he is hot, not being ridden after it.

The symptoms are, the horse will be chilly and quake for cold after drinking; and some of his drink will come out at his nose, and in a few days his legs will swell, and after a while begin to peel, he will have a dry cough, his eyes will water, and his nose run with white phlegmatic stuff, he will forsake his meat, and hang down his head for extreme pain in the manger.

For the cure: First, rake the horse's fundament and give him a clyster; then put half an ounce of cinnamon, and of liquorish and anniseeds each two spoonfuls in fine powder, and five or six spoonfuls of honey into a quart of ale or sack, set it on the fire till the honey is melted, and give it him lukewarm to drink, riding him afterwards gently for an hour, clothe him and litter him warm, and keep him fasting for

two hours more: sprinkle his hay with water, sit his oats clean from dust, and give it him by little and little; let him drink warm mashes of malt and water; and when he has recovered strength, bleed him in his neck vein, and perfume his head with frankincense once a day.

FOWLING is used two manner of ways, either by enchantment or enticement; by winning or wooing the fowl unto you by pipe, whistle, or call; or else by machines or engines, which surprize them unawares.

Fowls are of divers species, which differ in their nature as their feathers; which by reason of the many different kinds, for brevity sake, shall be only distinguished here into two kinds, land-fowl and water-fowl.

The water-fowl are so called from the natural delight they take in and about the water, gathering from thence all their food and nutriment.

Here it may be observed, that water-fowl are in their own nature, the most subtil and cunning of birds, and most careful of their own safety; and hence they have, by some authors, been compared to an orderly and well governed camp, having scouts on land afar off, courts of guards, centinels, and all sorts of other watchful officers, surrounding the body, to give an alarm of the approach of any seeming danger.

And if you observe, you will find that there will be always some straggling fowl, which lie aloof from the greater number, which still call first.

Now it is the nature of water-fowl to fly in great flocks, having always a regard to the general safety; so that if you see a single fowl or a couple fly together, you may imagine they have been somewhere affrighted from the rest by some sudden disturbance, or apprehension of danger, but so naturally are they inclined to society, that they seldom leave wing till they meet together again.

And this is occasioned not only by the near approach of man, but also by the beating of haggards upon the rivers, as also by the appearance of the bold buzzard and ring-tail.

Of water-fowls there are two kinds, such as live off the water, and such as live on the water; the one taking their sustenance from the water without swimming in it; but wading, and diving for it with their long legs: the other, web-footed and swim, as the swan, goose, mallard, &c.

As to the manner of fowling, or taking fowl, see under each particular kind in their proper places alphabetically.

FOWLING-PIECE; that piece is always reckoned the best, which has the longest barrel, with an indifferent bore under a harquebus, though every fowler should have them of such different sorts and sizes as are suitable to the game he designs to kill: as to the barrel, let it be well polished and smooth within, and the bore of an equal bigness, which may be proved by putting a piece of pasteboard, cut of the exact roundness of the top, which gently put down to the touch hole; and if it goes down well and even, without stops or slipping, you may conclude it even bored. The bridge-pan must be somewhat above the touch-hole, only with a notch in the bridge-pan, to let down a little powder; which will prevent the gun from recoiling, which otherwise it is apt to do.

As to the locks, chuse such as are well filed with true work; whose springs must be neither too strong, nor too weak; and let the hammer be well hardened, and pliable to go down to the pan with a quick motion at the touching the trigger; for the trial thereof, move it gently to the lock; and if it goes with jerks, in a circular motion, it is well made; as for the stocks, walnut-tree or ash are very good; the maple is the finest and best for ornament.

In shooting, observe to shoot with the wind, if possible, and not against it; and rather side ways, or behind the fowl, than full in their faces.

Next, observe to chuse the most convenient shelter you can find, as hedge, bank, tree, or any thing else which may hide you from the view of the fowl.

Take care to have your dogs at your heels under good command, not daring to stir till



till you give the word, after having discharged your piece: for some ill taught dogs will, upon the snap of the cock, presently rush out, and spoil your sport.

If you have not shelter enough, by reason of the nakedness of the banks and want of trees, you must creep upon your hands and knees under the banks, and lying flat upon your belly, put the muzzle of your piece over the bank, and so take your level; for a fowl is so fearful of man, that though an hawk were soaring over her head, yet at the sight of a man she would take to the wing, and run the risk of that danger.

It is necessary for any gentleman, who sports much to have two guns: the barrel of one about two feet nine inches, which will serve very well for the beginning of the season, and for wood-shooting; the other about three feet three inches, for open-shooting after *Michaelmas*: the birds by that time are grown so shy, that your shoots must be at longer distances. But if you intend one gun to serve for all purposes, then a three feet barrel (or thereabouts) is most proper.

A long gun is less liable to do mischief to the sportsman, and is more certain to hit its mark, being not so soon put aside in taking sight.

It appears from various trials, that the shot fly as regularly, or more so, and with as much force without any wad betwixt the powder, and shot, as it does with wad only.

'Tis difficult to keep the shot from mixing with the powder; but it does not signify how thin your wad is betwixt the powder and shot, so it does but keep them from mixing. But the shot fly the thicker and stronger from having a pretty good wad closely rammed over them.

It is a common practice to load with a pipe bowl of powder, and a bowl and a half of shot; and when they find they cannot kill often, think they do not put shot enough, so put in more, and are obliged to lessen the quantity of powder to prevent its recoiling; not considering this axiom, "that action and re-action are equal"—

that upon discharge of powder the gun is forced back, as the shot is forwards, in proportion to the weight of shot to the weight of the gun; so that by putting in a larger load of shot, and less powder, you will be struck more, and the bird you shoot at less; so that though you put many shot into the bird, they will not have force enough to kill, unless at a very short distance.

*To make Gun Barrels of a fine brown Colour.*

As a brown barrel seems to be the most pleasing to a sportsman, the following is a certain and easy method to perform it:

Rub your barrel bright with sand paper, or if bright scour it with dry brickdust to take off all greasiness, and fit a stick or piece of wood into the muzzle long enough to hold it by.

Bruise roughly about half an ounce of stone brimstone, and sprinkle it over a gentle fire either of wood, or coal, or charcoal; hold your barrel over the smoke, turning and drawing it backward and forward until it be equally tinged all over, this done, set it in a cellar or damp room till next day, in which time you will find it has thrown out a fine rust, over which you may draw your finger to spread it even alike, and let it stand another day. If you perceive any parts that have not taken the rust, you are to scour such parts bright and repeat the above operation.

It is then to be polished with a hard brush (which is first to be rubbed with bees-wax) and after with a dry woollen or rough linen rag, which will make it look of a beautiful brown colour. This rubbing must be repeated every day so long as it throws out any roughness. No oil or grease should come on it for some time, as that may bring off the rust by places; but if by neglect it should get so strong a roughness, that you cannot get it down with common rubbing, in that case wipe it over with sweet oil, and rub it off gently with a clean linen rag, and the next day you may polish it down, with your brush as before directed.

*Directions*

*Directions for keeping your Guns in order.*

If your lock and furniture are bright, the best way to save the trouble, as well as prevent the damage that may be done by unskilful polishing, is never to suffer them to rust, which may easily be prevented by frequently rubbing all the bright parts with a small brush, dipped in sweet oil, which should be well rubbed off with a linen rag: and this should never be neglected both before and after using it.

It is needless to take the lock often to pieces, if you take it off and brush it with plenty of oil, and pull up the cock and hammer a few times, the dirt with the oil will work itself out, which is to be wiped off, and a little clean oil put on those parts where there is any friction will answer the purpose.

*To wash out the Barrel.*

Fill it either with cold or warm water, and empty it and let it stand a few minutes, and the air and moisture will soften the soil, left from the firing of the powder so as to come off the easier. You may use sand with your rag or tow to wash it out, which will remove any of the soil that sticks hard to it without hurting its smoothness. Care must be taken to wipe it very dry, and if it is to be set by for a time, it will be proper to wipe it out with an oily rag and stop the muzzle with the same, otherwise it will be apt to rust. *See STALKING HORSE and SHOT MAKING.*

FOX HUNTING, the shape and proportion of this beast is so well known, being so common, that it is needless to describe him.

A fox in the first year is called a cub; in the second a fese; and afterwards an old fox. It is a beast of chace, usually very prejudicial to the husbandmen, by taking away and destroying lambs, geese, poultry, &c.

His nature is, in many respects, like that of a wolf, for they bring as many cubs at a litter the one as the other; but in this they

differ, the fox littering deep under the ground, but the wolf doth not.

A bitch fox is very difficult to be taken when she is bragged and with cub, for then she will lie near her burrow, into which she run, upon hearing the least noise: and indeed at any time is somewhat difficult, for the fox (as well as the wolf) is a very subtle crafty creature.

Fox hunting is a very pleasant exercise, for by reason of his strong, hot scent, he makes an excellent cry: and as his scent is hottest at hand, so it dies the soonest.

And besides, he never flies far before the hounds, trusting not to his legs, strength, or champaign grounds, but strongest coverts. When he can no longer stand before the ground, he then taketh earth, and must be dug out.

If greyhounds course him on a plain, his last refuge is to piss on his tail, and flap it in their faces as they come near him; and sometimes squirting his thicker excrements upon them, to make them give over the course or pursuit.

When a bitch fox goes a clicketting and seeking for a dog, she cries with a hollow voice, not unlike the howling of a mad dog, and in the same manner she cries when she misses any of her cubs: but never makes any cry at all when she is killing, but defends herself to the last gasp.

A fox will prey upon any thing that he can overcome, and will feed upon any sort of carrion: but their dainties, and the food they most delight in, is poultry.

The fox is taken with greyhounds, terriers, nets, and gins. Of terriers there are two sorts. *See TERRIERS.*

*Fox Hunting above ground.*

To hunt a fox with hounds you must draw about groves, thickets, and bushes, near villages: for in such places he lurks to prey upon poultry, &c. but if you can find one it will be necessary to stop up his earth, the night before you intend to hunt, and that about midnight, for then he goes out to prey; and this must be done by laying two  
white



white sticks across in his way, which will make him imagine it to be some gin or trap laid for him, or else they may be stopped up close with black thorns and earth together.

The best hunting a fox above ground, is in *January, February* and *March*, for then you shall best see your hounds hunting, and best find his earthing; and besides at those times the fox's skin is best in season.

Again, the hounds hunt the fox best in the coldest weather, because he leaveth a very strong scent behind him; yet in cold weather it chills fastest.

At first only cast off your sure finders, and as the drag mends, so add more as you dare trust them, avoid casting off too many hounds at once; because woods and coverts are full of sundry chaces, and so you may engage them in too many at one time.

Let such as you cast off at first, be old staunch hounds which are sure, and if you hear such a hound call on merrily, you may cast off some others to him, and when they run it on the full cry, cast off the rest, and thus you shall compleat your chase.

The words of comfort are the same which are used in other chaces, attended with the same hallooings and other ceremonies.

The hounds should be left to kill the fox themselves, and to worry and tear him as much as they please: some hounds will eat him with eagerness.

When he is dead hang him at the end of a pikestaff, and halloo in all your hounds to bay him; but reward them not with any thing belonging to the fox: for it is not good, neither will the hounds in common eat it,

#### *Of hunting a Fox under ground.*

If in case a fox does so far escape as to earth, countrymen must be got together with shovels, spades, mattocks, pickaxes, &c. to dig him out, if they think the earth not too great.

They make their earths as near as they can in ground that is hard to dig, as in clay, stony ground, or amongst the roots of trees;

and their earths have commonly but one hole; and that is straight a long way in before you come at their couch.

Sometimes craftily they take possession of a badger's old burrow, which hath a variety of chambers, holes, and angles.

Now to facilitate this way of hunting the fox: the huntsman must be provided with one or two terriers to put into the earth after him, that is to fix him into an angle: for the earth often consists of many angles: the use of the terrier is to know where he lies, for as soon as he finds him he continues baying or barking, so that which way the noise is heard that way to dig him.

But to know the manner of entering and farther use of these sorts of dogs, see *TERRIER*.

However I shall here add, that as in the first place you must have such as are able to dig, so your terriers must be furnished with bells hung on collars, to make the fox bolt the sooner; besides the collars will be some small defence to the terriers.

The instruments to dig with are these; a sharp pointed spade, which serves to begin the trench, where the ground is hardest, and broader tools will not so well enter; the round hollowed spade, which is useful to dig among roots, having very sharp edges; the broad flat spade to dig withal, when the trench has been pretty well opened, and the ground softer; mattocks and pickaxes to dig in hard ground, where a spade will do but little service; the coal rake to cleanse the hole, and to keep it from stopping up; clamps, wherewith you may take either fox or badger out alive to make sport with afterwards.

And it would be very convenient to have a pail of water to refresh your terriers with, after they are come out of the earth to take breath.

After this manner you may besiege a fox, &c. in their strongest holes and castles, and may break their casemates, plat forms, parapets, and work to them with mines and counter mines till you have obtained what you desired. *But for the managing these dogs, see TERRIERS.*

*To destroy Foxes.*

Take a sheep's paunch, and tie it to a long stick, then rub your shoes well upon it, that he may not scent your own feet; draw this paunch after you as a trail, a mile or more, and bring it near some thick-headed tree; leave your paunch, and get into the tree with a gun, and as it begins to be dark, you will see him come after the scent of the mail, where you may shoot him: draw the trail if you can to the windward of the tree.

The best way is, to set a steel trap in the plain part of a large field, out of the way of all paths, yet not near a hedge, or any shelter; then open the trap, set it on the ground, and cut out just the form thereof in a turf, and take out so much earth as to make room to stay it; then cover it again very neatly with the turf you cut out; and as the joint of the turf will not close exactly, get some mold of a new cast up mole-hill, and put it close round the turf, sticking some grass in it as if it there grew; make it curious and neat, that it might even deceive yourself. Ten or twelve yards from the trap, three several ways, scatter some of the mole-hill mold very thin, on a place fifteen or sixteen inches square; then on these places, and where the trap is placed, lay three or four small bits of cheese, and then with a sheep's paunch draw a trail of a mile or two long to each of the three places, and from thence to the trap, that the fox may come to one of these places first, for then he will approach the trap more boldly; and thus you will never fail of him. Be sure let your trap be loose, that he may draw it to some hedge or covert, or he will bite off his leg and be gone.

*To make a Spring Trap.*

Tie a string to some pole set fast in the ground, and to this string make fast a small, short stick, made thin on the upper side, with a notch at the lower end of it; then set another stick fast in the ground, with a nitch under it; then bend down the pole, and let both the nicks or notches join as

flight as may be; then open the noose of the string, and place it in his path or walk; where if you lay pieces of cheese, flesh, and such like, it will entice him that way.

Or, grease the soles of your shoes with hog's fat a little broiled, and as you come from the wood, drop in several places as you pass, a piece of roasted swine's liver, dipt in honey, drawing after you a dead cat, and he'll follow you, so that you may shoot him.

*A Hook to take a Fox tied to a tree.*

This hook is made of large wire, and turns on a swivel like the collar of a greyhound; it is frequently used in catching wolves, but oftener for the fox. They hang it from the ground so high that he must leap to catch it; and bait it with flesh, liver, cheese, &c. and if you run a trail with a sheep's paunch as before directed, it will draw him the more easily to the bait.

FOYLING [with Hunters] the footing and treading of deer that is on the grass, and scarce visible.

FRANK CHACE, is a liberty of free chace in a circuit adjoining to a forest, by which all men, though they have land of their own within that compass are forbidden to cut down wood, &c. without the view of the forester.

FRAY; a deer is said to fray her head, when she rubs it against a tree to renew it, or cause the pills of her new horns to come off.

FREAM [with Hunters] a term used of a boar, that makes a noise at rutting time.

FREE WARREN, the power of granting or denying licence to any to hunt or chace in such or such lands.

To FRILL [in Falconry] a term used of a hawk; as the hawk frills, *i. e.* trembles or shivers.

FROG, [among Farriers] the same as FRUSH.

FROGS; to destroy which, take a sheep, ox, or goat's gaul, and bruise it by the water side; the frogs will gather to it, and it will kill them.



To prevent their croaking, set a candle and lanthorn upon the side of the water or river that waters your garden.

Toads will not come near your garden, if you plant sage and rue round about it.

**FROTH**, the mouth of a horse should be full of froth, and if he continually champ upon the mouth of his bitt, it is a token of a good horse: for few bad ones have this action; besides that, his mouth being always moist, will not so easily over-heat, and it is a sign that the bitt gives him pleasure.

If the froth be thin or fluid, and of a pale grey, or yellowish colour, it denotes a bad tempered brain; but if it be white and thick, cleaving to his lips and branches of the bridle, then you are to look upon the mouth as fresh, and that the horse is of a strong constitution and sound in his body.

**FROWNCE** } a disease incident to hawks,

**FROUNCE** } proceeding from moist and cold humours, which fall down from their heads to the palate and root of their tongue, by which means they lose their appetite, and cannot close their clap.

Some call this the eagles bane, for they seldom die of age, but of the over growing of their beaks.

There are several ways of cure for this; but the best is to wash the hawk's mouth with the powder of alum reduced to a sort of salve; being put into strong wine vinegar in order to wash her mouth with.

**FRUSH**, OR **FROG OF A HORSE**, is a sort of tender horn which arises in the middle of the sole, and at some distance from the toe, divides into two branches, running towards the heel in the form of a fork. Thus they say,

Look after this horse, for the flesh is run in upon the frush, I see an excrescence, or sprouting of flesh in that part.

There is a fig in that sorrel's frush; and this roan has a scabbed frush; and here is another that has a fat frush, *i. e.* a frush that is too thick and too large.

**FRUSH**, a disorder incident to horses, *see* **SCABBED HEELS**.

**FULMART**, OR **FUMER**; a pole-cat, fitch or fitchow.

**FUMETS**, the ordure or dung of a hart, the same as fewmets.

**FUZEE**, [in Farriery] two dangerous splents, joining from above downwards. They differ from screws or thorough splents in this, that the latter are placed on two opposite sides of the legs. *See* **SPLENT**.

**GABLOCKS**, artificial spurs, made either of iron, brass, or silver, and fixed on the legs of game cocks; some call them gaffs.

**GAGG-TEETH**, [in Farriery] is a defect that rarely happens to young horses, and is to be discovered by putting something into the mouth and looking at the large grinders, which in this case appear unequal, and in eating catch hold of the inside of the cheeks, causing great pain, and making them refuse their food.

**GAIT** OR **GATE**, is the going, or pace of a horse. Hence they say, this horse has a good gait, but the other has a broken gait; this horse goes well, but the other does not.

**GALLING OF A HORSE'S BACK**. To prevent it, take a lamb's skin, well furnished with hair, and fit it neatly beneath the pannel of the saddle, so that the hairy side may be next the horse.

This does not harden by sweat, and so not only keeps that part from galling, but is good for such horses as have been lately cured, which would otherwise gall again.

After a journey you ought to take off the saddle and feel the horse's back, whether he has been pinched or galled or not, which will be best discovered after he has stood an hour or two unsaddled, by the swelling of the part oppressed.

If it be only swelled, fill a bag with warm dung, and tie it upon the swelling, which will not only prevent it from growing worse, but also probably quite disperse it.

Or you may rub and chafe the swelling with good brandy, or spirit of wine, and having soaked the place well with it, set fire with a lighted paper to what remains of it, and the swelling will disappear, when the fire extinguishes of itself; but if the

skin be broke, wash it with warm claret, mixed with a fourth part of fallad oil, or fresh butter; or bathe it often with brandy, if the horse will endure it.

When a horse's back is galled upon a journey, take out a little of the stuffing of the pannel over the swelling, and sew a piece of soft white leather on the inside of the pannel; anoint the part with salt-butter and every evening wipe it clean, rubbing it till it grows soft, anointing it again with butter, or for want of that with grease: wash the swelling, or hurt, every evening with cold water and soap, and strew it with salt, which should be left on till the horse is saddled in the morning.

HARNESS-GALLS. See HARNESS.

GALLOP, is a motion of a horse that runs at full speed, in which making a kind of leap forwards, he lifts both his legs almost at the same time; when these are in the air, just upon the point of touching the ground, he lifts both his hind legs almost at once.

Of a horse that has an easy light gallop, that gallops fine, they say, he gallops upon his haunches, he does not press heavy upon the bridle, he bends his fore legs well, he has a good motion with him, he is well coupled, keeps his legs united.

The great gallop, or the hunting gallop; or the gallop with a long stretch, or gallop with all the heels, *i. e.* full speed.

A short light gallop, *i. e.* a slow gallop.

GALLOP, is the swiftest natural pace of a horse.

Here you are to take notice, that a horse in galloping forwards may lead with which fore leg he pleases, though horses do it most commonly with their right fore leg; but with whatever fore leg they lead, the hind leg of the same side must follow it, otherwise their legs are said to be disunited.

In order to remedy this disorder, you must stay your horse a little upon the hand, and help him with the spur on the contrary side to that in which he is disunited.

As for example: if he be disunited on the right side, help him with the left spur, by staying him (as before) upon the hand a

little, and also helping him at the same time with the calves of the legs.

And farther, in a circle a horse is confined to lead always with his fore-leg, within the turn, otherwise he is said to gallop false; but in all cases the hind leg of the same side must ever follow.

Lastly, when you make trial of a galloper, observe if he performs it equally, and push it on somewhat hard, that you may know by his stop whether he have strength and vigour, which is termed a fund or source, and if he be also sensible of the spur.

GALLOP, OR CANTERBURY-RATE, is a pace between a full speed and a swift running.

GALLOPADE; the fine gallopade, the short gallop, the listening gallop, the gallop of the school: it is a hand gallop, or gallop upon the hand, in which a horse galloping upon one or two treads, is well united, and well raccourci knit together, well coupled, and will set under him. Hence they say,

This horse makes a gallopade, and works with one haunch, *i. e.* instead of going upon one tread, whether right out or in a circle, has one haunch kept in subjection, let the turn or change of the hand be what it will; so that the inner haunch, which looks to the center of the ground, is more narrowed, and comes nearer to that center than the shoulder does: and thus the horse does not go altogether to that side, and his way of working is a little more than one tread, and somewhat less than two.

The difference between working with one haunch in, and galloping upon volts, and managing upon *terra a terra*, is in galloping upon volts, and working *terra a terra*; the two haunches are kept subject, and the two haunches are in, that is, within the volt; but in galloping a haunch in, only one is kept subject.

To gallop united, to gallop upon a good and right foot, is, when a horse that gallops right out, having cut the way, or led with either of his fore feet, continues to lift that same leg always first, so that the hinder leg, of a side with the leading fore-leg, must likewise



likewise be raised sooner than the other hind leg.

For instance ; if the right fore leg leads before the left, then the right hind leg must likewise move sooner than the left hind leg ; and in this order must the horse continue to go on.

To gallop false, to disunite, to drag the haunches, to change feet, to go or run upon false feet, to gallop upon the false foot, is, when the galloper having led with one of the fore legs, whether right, or left, does not continue to make that leg always set out first, nor to make the hind leg of a side with the leading leg, to move before its opposite hind leg ; that is to say, the orderly going is interrupted.

A horse that gallops false, gallops with an unbecoming air, and incommodes the rider.

If your horse gallops false, or disunite, and if you have a mind to put him upon keeping the right foot, and uniting well his haunches, you must bring to with the calves of your legs, and then with the out spur ; that is, the spur that is contrary and opposite to the side upon which he disunites : so that if he disunites to the right, you must prick him with the left heel.

**GAME-LAWS.** For the information and satisfaction of my readers, I have here inserted abstracts of three late Acts of parliament relating to the game, *viz.* that of the 2d of George III. and that of the 10th of George III. for the better preservation of the game, and also the late Act of the 13th of George III. for the preservation of the moor game in *England*, whereby they, and sportsmen may know the respective times when they are to begin, and when they are to leave off sporting, and also the penalties and punishments of infringing or breaking the above Acts.

The aforesaid statute of the 2d of George III. for the better preservation of the game, enacts, that no person after the first day of *June* 1762, shall upon any pretence whatsoever, take, kill, destroy, carry, buy, or have, in her, or their possession, or use, any partridge between the 12th day of *Fe-*

*bruary* and the 1st of *September*, or any pheasant between the 1st day of *February* and the 1st of *October*, or any heath fowl, commonly called black game, between the 1st day of *January* and the 20th of *August*, or any grouse (commonly called red game) between the 1st day of *December* and the 25th day of *July* in any year. Persons offending in any of the aforesaid cases, forfeit five pounds per bird to the prosecutor. The whole of the above penalties may be sued for and recovered to the sole use of the prosecutor with double costs, and no part of the penalty shall be paid or applied, to or for the use of the poor. Prosecutions to be brought within six months next after the fact committed.

*N. B.* By the above Act of the 2d George III. the sporting season for partridge is, from the 1st of *September*, to the 12th of *February*, both inclusive. And.

For pheasants, from the 1st of *October* to the 1st of *February* both inclusive, and no other time. But hares are not included in the above Act, they may be killed all the year, under the restriction in the following Act.

The statute of the 10th George III. for the better preservation of the game, enacts, that after the 24th of *June*, 1770, if any person shall take, kill, or destroy, any hare, pheasant, partridge, moor game, heath game, or grouse in the night, between one hour after sun setting, and one hour before sun rising, or use any gun, dog, snare, net or other engine for taking, killing, or destroying any such game in the night as aforesaid, every such person shall for the first offence be committed to goal for any time not exceeding six months, nor less than three, and be publicly whipped. And for the second offence to be imprisoned not exceeding twelve months, nor less than six and be publicly whipped. And if any person shall upon a Sunday take, kill, or destroy any hare, pheasant, partridge, moor game, heath game or grouse, or shall upon a Sunday use any gun, dog, snare, net or other engine for taking, killing, or destroying any such game as aforesaid, and be convicted there-

of upon the oath of one witness, shall forfeit and pay any sum not exceeding 30*l.* nor less than 20*l.* One moiety thereof to go to the informer, the other to the poor of the parish. If no sufficient distress can be had, the offender to be committed to goal for any time not exceeding six months, nor less than three.

*N. B.* By the above Act of the 10th George III. the time for sporting is in the day time, *viz.* from one hour before the sun rises, until one hour after it sets.

The late Act of the 13th George III. for the preservation of the moor game in *England*, enacts, that from and after the 24th day of *June* 1773, no person shall willfully take, kill, buy, or have in possession, any heath fowl, called black game, between the 10th of *December* and the 20th of *August*, nor any grouse, called red game, between the 10th of *December* and the the 12th of *August*, nor any bustard between the 1st of *March* and the 1st of *December* in any year. After the said 24th of *June*, if any person offends against the said act, he forfeits for the first offence, upon conviction, any sum not exceeding 20*l.* nor less than 10*l.* and for the second, and every subsequent offence, any sum not exceeding 30*l.* nor less than 20*l.* to be recovered in any of the courts at *Westminster*, provided such action be brought within six months after the offence is committed: and it shall be lawful for any person (except the person liable to pay the forfeitures) to proceed to recover the forfeitures by information upon oath, and conviction before any justice or justices of the peace, who are authorized to cause the same to be paid, and in case of neglect or refusal, to levy the same by distress and sale of the offenders goods, &c. by warrant, together with all costs and charges, returning the overplus to the owner, one moiety to be given to the informer, the other to the poor of the parish where the offence was committed: and in case no sufficient distress can be had, such justice or justices shall commit such offender to the common goal or house of correction, there to be kept to hard labour for any time not exceeding six, nor less

than three months, unless the money forfeited, and all costs and charges on the prosecution shall be sooner paid. Appeals may be had at the quarter sessions.

*N. B.* By this last mentioned Act of the 13th George III. for the preservation of the moor game, the sporting season is,

For the black game, from the 20th of *August* to the 10th of *December*.

For red game, from the 12th of *August* to the 10th of *December*. And

For bustards, from the 1st of *December* to the 1st of *March*, both days inclusive.

I have here also added an abstract from the late Act of parliament for preventing the stealing of dogs, which shews the great regard the legislature has to the canine race.

By the statute of the 10th George III. for preventing the stealing of dogs, it is enacted, that after the 1st day of *May*, 1770, if any person shall steal any dog or dogs of any kind or sort whatsoever, from the owner thereof, or from any person intrusted by the owner thereof with such dog or dogs; or shall sell, buy, receive, harbour, detain, or keep any dogs of any kind or sort whatsoever, knowing the same to have been stolen as aforesaid, every such person being convicted thereof upon the oath of one credible witness, before two justices of the peace, shall for the first offence forfeit and pay any sum not exceeding 30*l.* nor less than 20*l.* and the charges of conviction. And in case such penalty shall not be forthwith paid, the offender to be committed to goal for any time not exceeding twelve months, nor less than six, or until the penalty and charges are paid. Any person guilty of a subsequent offence, to forfeit and pay any sum not exceeding 50*l.* nor less than 30*l.* together with the charges, which penalties to be paid, one moiety thereof to the informer, and the other to the poor of the parish. On non-payment the offender to be imprisoned for any time not exceeding 18 months nor less than 12, or until the penalty and charges shall be paid, and be publicly whipped.

Justices to grant warrants to search for dogs stolen. And in case any such dog or dogs, or their skins, shall upon such search



be found, to take and restore every such dog or skin to the owner, and the persons in whose custody any such dog or skin shall be found, are liable to the like penalties and punishments. Persons aggrieved may appeal to the quarter-sessions, and the determination there to be final.

**GAME-COCK**; in the choice of a fighting cock, four things are chiefly to be considered, *viz.*

Shape, colour, courage, and a sharp heel.

1. As to shape, you must not chuse one either too large or too small; for the first is unwieldy, and not active, the other is weak and tedious in his fighting; and both very difficult to be matched: the middle-sized cock is therefore most proper for your purpose, as being strong, nimble, and easily matched; his head ought to be small, with a quick large eye, and a strong beak, which (as Mr. *Markham* observes) should be crookt, and big at the setting on, in colour suitable to the plume of his feathers, whether black, yellow, or reddish, &c.

The beam of his leg is to be very strong, and according to his plume, blue, grey, or yellow; his spurs rough, long, and sharp, a little bending, and pointing inward.

2. The colour of a game cock ought to be grey, yellow, or red, with a black breast; not but there are many other piles, or birds of different colours; very excellent, and may be discovered by practise and observation, but the three former, by experience, are ever found the best. The pied pile may pass indifferently, but the white and dun are rarely known to be good for any thing.

If your cock's neck be invested with a scarlet complexion, it is a sign he is strong, lusty, and courageous; but on the contrary, if pale and wan, it denotes him to be faint, and defective in his state of health.

3. You may know his courage by his proud, upright standing, and stately tread in walking; and if he crows frequently in the pen it is a demonstration of spirit.

4. His narrow heel, or sharpness of heel, is known no otherwise than by observation in fighting; and that is, when upon every

rising he so hits, that he draws blood from his adversary, gilding his spurs continually, and at every blow threatening him with immediate death.

Here note, it is the opinion of the most skillful cock-masters, that a sharp heeled cock, though he be somewhat false, is better than a true cock with a dull heel: the reason is this, the one fights long, but seldom wounds, while the other carries a heel so fatal, that every moment produces an expectation of the end of the battle; and though he be not so hardy as to endure the utmost hewing, so commonly there is little occasion for it, he being a quick dispatcher of his business.

Now should your cock prove both hardy and narrow heeled, he is then the best bird you can make choice of.

To prepare a cock to fight, first with a pair of fine shears cut all his mane close off to his neck, from the head to the setting on of the shoulders.

2. Clip off all the feathers from the tail, close to his rump; the redder it appears, the better is the cock in condition.

3. Spread his wings by the length of the first rising feather, and clip the rest slope-wise, with sharp points, that in his rising he may therewith endanger an eye of his adversary.

4. Scrape smooth, and sharpen his spurs with a penknife.

5. And lastly, see that there be no feathers on the crown of his head for his opponent to take hold of them, moisten his head all over with your spittle, and turn him into the pit to try his fortune. *For other particulars, see MATCHING OF COCKS.*

**GAME-HEN** should be rightly plumed; as, black, brown, speckled grey, griffel, or yellowish; these being the most proper colours for such a hen of the game: if she be tufted on the crown, it is so much the better, for that denotes courage and resolution; and if she have the addition of weapons, they conduce very much to her excellency; her body should be big and well poked behind, for the production of large eggs: but it is adviseable to observe how she

she behaves herself to her chickens, whether friendly or frowardly: and take especial notice of her carriage amongst other hens; if she receive abuses from them without revenge, or shew any token of cowardise, value her not, for you may depend upon it her chickens will be good for nothing.

Take this general and sure remark, that a right hen of the game, from a dung-hill cock, will bring forth very good chickens; but the best cock, from a dung-hill hen, will never get a bird that is fit for the game.

The best season for breeding, is the spring quarter, let your hen's nest be made of soft sweet straw, and stand in some warm place; it should be so fixed, that she may not be disturbed by the sight of any other fowl, which frequently so raises her choler, that the eggs are in great danger.

That she may not straggle too far from her eggs, by being obliged to seek abroad for food, and so cool them, it is absolutely requisite to set by her such provisions as you think fit, with some fair water, that she may bathe and trim herself at pleasure: let sand, gravel and ashes, be finely sifted on the place where she sits.

The hen usually hatches her chickens after the expiration of twenty-one days, at that time observe to take them, newly hatched, and wrap them up in wool, keep them warm by a fire-side till the rest are disclosed; as soon as they are all hatched put them under the hen, and be sure to keep her warm; neither must you suffer your chickens to range till they be above three weeks old, but let the room in which they are kept be boarded, for all other floors are either too moist or too cold.

When they are a month old, let their walk be in some grass court, or green place, that they may have the benefit of feeding on worms, now and then scour themselves with grass and chick-weed: but be careful they come not near puddies or filthy places, for they occasion in birds of this nature, noxious distempers, which often prove fatal.

Continue the taking of this course, till their sexes are distinguishable; as soon as

their combs or wattles appear, cut them away, and anoint the sore place with sweet butter till it be whole.

The time of the separation of the cock chickens, is, when they begin to fight and peck one another, till which time you may let them walk with the hens promiscuously together, but afterwards let their walks be apart; and that walk is best where he may securely and privately enjoy his hens without the disturbance of other cocks.

Let the place of feeding be as much as possible, in soft, dry ground, or on boards; for if the place be hard, as paved earth, or plaistered floors, it will be apt so far to weaken and blunt their beaks, that they will be unable to hold fast.

Any white corn is good for a young game-cock in his walk, and so are white bread toasts steeped in drink, or man's urine, which will both scour and cool them inwardly: let him not have above three hens to keep company with, for should you suffer more he will tread too much and consume his strength, and become so weak, that though his courage may not fail, yet he will not have strength enough to encounter in a battle.

You should also more especially take care that his roosting perch be not too small in the gripe, or so ill placed that he cannot sit without straddling; or if it be crooked it is bad, for by those means a cock will be uneven heeled, and consequently no good striker.

To prevent such disorder, you should have in the roost a row of little perches, about eight inches in length, and ten from the ground, that the cock may ascend with the more ease, and when got up, may be constrained to keep his legs near together; according to the tenor of this maxim amongst cock-breeders, that the cock that is a close sitter, is never a narrow striker.

Neither should you suffer your cock to fight a battle, till he be compleat and perfect in every member; that is, when he has attained the age of two years; since to fight him when his spurs are in a manner but warts, is no sign of discretion; for you  
may



may then perhaps be sensible of his valour and courage, but cannot know his real worth and goodness.

**GAME KEEPERS**, are those who have the care of keeping and preserving the game, and are appointed to that office by lords of manors, &c. who not being under the degree of esquire, may by a writing, under their hands and seals, authorise one or more game-keepers, who may seize guns, dogs, or nets used by unqualified persons, for destroying the game. Game-keepers are also to be persons either qualified by law to kill the game, or to be truly and properly the servants of the lords or ladies of manors appointing them; and no game-keepers can qualify any person to such end, or to keep dogs, &c. as may be seen by the several game acts.

The persons qualified to keep guns, dogs, &c. are those who have a free warren, 100*l.* a year by inheritance, or for life, or a lease for 99 years of 150*l.* per ann. also the eldest sons of esquires, &c. A lord of a manor may appoint a game-keeper within his manor and royalty to kill hares, pheasants, partridges, &c. for his own use, the name of whom is to be entered with the clerk of the peace of the county; and if any other game-keeper, or one illegally authorised, under colour of his authority, kills game, and afterwards sells it, without the consent of the person that impowers him, he is on conviction to suffer corporal punishment.

**GANACHES**, (so called in *French*) in farriery, are the two bones on each side of the hinder part of the head, opposite to the neck, or onset of the head, which form the lower jaw, and give it motion.

It is in this place that the glands or kernels of the strangles, and the glanders, are placed.

To **GARDEN A HAWK**, is to put her on a turf of grass to cheer her.

**GARTH**, OR **FISH-GARTH**, a wear or dam in a river for the catching fish.

**GARTH MAN**, one who owns an open wear where fish are taken.

**GASCOIN**, the hinder thigh of an horse, which begins at the stifle, and reaches to the pla, or bending of the ham.

**GAUNT BELLYED, OR LIGHT BELLYED HORSE**, is one whose belly shrinks up towards his flank; whence you may conclude he is extremely coltive, and annoyed with much unnatural heat, so as to be always very washy, tender, and unhealthy, after hard labour.

In order to the cure of it, it must be observed, that all horses have two small strings, reaching from the cods to the bottom of the belly, one on each side; you must therefore with your finger break these strings, and then anoint the part every day with fresh butter, and the ointment *populneum*, mixed in equal quantities.

**GAZE-HOUND**, } a dog more beholden  
**GAST-HOUND**, } to the sharpness of his sight, than his nose or smelling, by virtue of which he makes excellent sport with the fox and hare: he is also very exquisite in his election of one that is not lank or lean, but full, fat, and round; which if it happen to return and mingle with the rest of the herd, this dog will soon spy it out, leaving the rest untouched; and after he hath set sure sight upon it, he separateth it from the company, and having so done, never ceaseth till he hath worried it to death.

These dogs are much used in the north of *England*, and on champagne ground, rather than bushy and wooden-places; and they are more used by horsemen than footmen.

If it so happens at any time that such a dog takes a wrong way, upon the master's making some usual sign and familiar token, he returns forthwith, and takes the right and ready course, beginning the chace afresh; so that with a clear voice and swift foot, he follows the game with as much courage and nimbleness as he did at first.

**GEESE**. See **POULTRY**.

**GELDING**, is a horse whose testicles are cut out, so that he is not so fit for a stallion.

**GELDING A HORSE OR COLT**: in the performing of this three things are to be observed; first the age, then the season of the year, and lastly the state of the moon.

As to the first, if it be a colt, he may be gelded

gelded at nine days old, or fifteen, if his stones be come down; for the sooner you geld him, the better for the growth, age, and courage; but a farrier may geld a horse at any age whatever, if he be careful of the cure.

As to the time of the year, it should be done between *April* and *May*, or in the beginning of *June* at farthest; or at the fall of the leaf, which is about the latter end of *September*.

But for the third thing, *viz.* the state of the moon, the fittest time is always when the moon is in the wane, or decrease.

As to the manner of gelding, whether it be a foal, colt, or horse, after you have cast him upon some soft place, take the stones between your foremost finger and your great finger, then slit the cod and press the stones forth; when that is done, with a pair of small nippers made of steel, box, or brazil wood, being very smooth, clap the strings of the stones between them very near, cut to the setting on of the stones, and press them so hard, that there may be no flux of blood; then with a thin drawing cauterizing iron, made red hot, sear away the stone: after that take an hard plaister, made of rosin, wax, and washed turpentine, well dissolved together, and with your hot iron, melt it upon the head of the strings; that being done, sear them, and melt more of the salve, till such time as you have laid a good thickness of the salve upon the strings.

Lastly, loose the nippers, and do so to the other stone; fill the two slits of the cod with white salt, anoint all the outside of the cod with hog's grease, and then let the horse rise; keeping him in a warm stable loose, that he may walk up and down, for there is nothing better for him than moderate exercise.

But if you perceive that he swells in the cod and sheath very much, chafe him up and down, and make him trot an hour in a day, which will soon recover him and make him sound.

**GENNET**, a kind of *Spanish* horse; also a kind of cat bred in *Spain*, somewhat big-

ger than a weasel, of a grey or black colour, but the fur of the black is the more valuable.

**GENTIL**, } a sort of maggot or worm,  
**GENTLE**, } often used for a bait to catch fish.

**GERFALCON**, } a bird of prey, that is  
**GYRFALCON**, } of a size between a vulture and a hawk, and of the greatest strength next to the eagle.

**GESSES**, the furniture belonging to a hawk. See **JESSIES**.

**GIGS**, otherwise called **BLADDERS**, or **FLAPS**, are a disease in the mouth of a horse; they being small swellings, or pustules with black heads, on the inside of his lips, under his great jaw teeth, which will be sometimes as big as a walnut, and so painful withal, that he will let his meat fall out of his mouth, or at least keep it in his mouth unchewed.

These gigs proceed from foul feeding, either of grass or provender; and you may feel them with your finger.

In order for a cure, pull forth the horse's tongue, and slit it with an incision-knife, and thrust out the kernels, or corruption; and afterwards wash the place with vinegar, salt, or allum-water, and they will do well; but to prevent their coming at all, wash the parts with wine, beer, or ale.

**GIRLE**, [among Hunters] a roe-buck of two years old.

**GIRTHS OF A SADDLE**, the strong canvas straps, which, being buckled under a horse's belly, serve to fix the saddle. See **SADDLE**.

**GIRTH**, [with cock-masters] the compass of a cock's body.

**GIRTH-WEB**, that stuff of which the girths of a saddle are made.

**GLANDERS**, a distemper in horses, proceeding, according to the *French* accounts, from corrupt humours about the lungs and heart, arising neither from the blood nor phlegm, but from the one and the other bile, and therefore it is called dry.

It is discovered by the horse's growing lean on a sudden, and by touching his flanks with your hand, which will make them found



found like a drum; and the horse can neither eat nor cough, though he endeavours it, and feels terrible sharp pains inwardly, as if he had swallowed a bone.

This disease has long been reckoned incurable, and a reproach to the art of farriery. But anatomical researches have convinced us, that this opinion is unjustly founded, and that the glanders, unless the bones of the nose are rotten, may, in general, be cured. I say in general, because this disease is sometimes of such malignancy, and the matter discharged so acrid and foetid, that the parts contiguous are soon destroyed, and all attempts to cure the disease by medicine rendered abortive.

#### *Symptoms of the Glanders.*

The matter discharged from the nostrils of a glandered horse, is either white, yellow, or greenish, sometimes streaked or tinged with blood; when the disease is of long standing, and the bones are fouled, the matter turns blackish, and becomes very foetid. The glanders is always attended with a swelling of the kernels or glands under the jaws, but in every other respect the horse is generally healthy and sound, till the distemper has continued some time, and the morbid matter affected other parts.

If a thin limped fluid is first discharged, and afterwards a whitish matter; if the gland under the jaw does not continue to swell, and the disorder has been recently contracted, a speedy cure may be expected; for then the pituitary membrane is but slightly inflamed, and the glands only overloaded, not ulcerated. But when the matter adheres like glue to the inside of the nostrils; when the internal parts of the nose are raw, and of a livid or ash colour; when the matter becomes foetid, and of a bloody or ash colour, the disease is stubborn, and the cure uncertain.

M. de la Fosse has discovered that the seat of this disease is in the pituitary membrane which lines the partition along the inside of the nose, the cavities of the cheek bones on each side, and the cavities above the orbits of the eye.

If the disease be of the milder kind the cure may be performed by injuncions and fumigations in the following manner. Let the creature be first bled, and treated in the same manner as we have already directed for a cold; in the mean time let an emollient injection, consisting of a decoction of linseed, marshmallows, elder, chamomile-flowers, and honey of roses, be thrown up the nostrils as far as possible, with a strong syringe, and repeated three times a day. If the running should not lessen, let the following injection be made use of: Take of alum and white vitriol, of each four ounces; calcine them in a crucible, and when cold, powder the calx and mix it with a gallon of lime water, and a quart of vinegar. Let the whole stand till the heavy parts are subsided, and then decant the liquor for use.

This injection must be thrown up with a syringe three times a day, as before ordered, and the nostrils fumigated with the powders of frankincense, mastic, amber and cinnabar, burnt on an iron heated for that purpose; the smoak or fume of these ingredients being easily conveyed through a tube into the nostrils.

This method, if began in time, will prove successful. But when the disease is of long standing, or very inveterate, there is no other method of cure, than by trepanning the cavities above described, that is, cutting out a piece of the bone, with a proper instrument and washing the parts affected with proper medicines; for by this means the morbid matter will be removed, and the wound and perforation will soon fill up with good flesh. No person however can perform this operation unless he well understands the anatomy of an horse, and the manner of conducting such manual actions; so that it will be needless to describe it here.

But as internal medicines are useful in the cure of most diseases, so in the glanders they are absolutely necessary. Give therefore the creature a quart or three pints of a strong decoction of guaicum chips, every day, during the whole cure, and purge him

at proper intervals. A rowel in his chest will also be of great use.

For the cure of the glanders, *Mertimer* gives the following receipt. Take a pint of children's chamber-lye, two ounces of oil of turpentine; half a pint of white-wine vinegar; four ounces of flour of brimstone; half a handful of rue: boil this composition till it comes to a pint, and give it to the horse fasting; and let him fast after it six hours from meat, and twelve from water.

GLEAD, a sort of kite, a bird of prey, which may be taken with lime twigs in the following manner. When you have found any carrion on which kites, crows, pies, &c. are preying, set lime twigs every night about the carrion, but let them be small and not set too thick; if otherwise, they being subtle birds, they will suspect some danger or mischief intended against them.

When you perceive one to be fast, do not advance to him presently, for most commonly when they are surely caught they are not sensible thereof.

They may be taken another way, and that is by joining to a packthread, several nooses of hair up and down the packthread, and pegging it down about a yard from the carrion: for many times when they have gotten a piece of flesh, they will be apt to run away to feed by themselves, and if your nooses be thick it is two to one but some of the nooses catch him by the leg.

GLEAM, [with Falconers] a hawk is said to gleam, when she casts or throws up filth from her gorge.

GLUT, [with Falconers] the slimy substance that lies in the pannel of a hawk.

GOATS, are a kind of cattle that take delight in bushes, briars, thorns, and other trees, rather than in plain pasture grounds, or fields.

The buck goat has under his jaws two wattles or tufts like a beard; his body should be large, his legs big, his joints upright, his neck plain and short, his head small, eyes large, and horns large and bending; his hair thick, clean and long, being in many places shorn for several uses.

He is of great heat, and also so vicious, that he will not shun covering his own dam, though she be yet milch; through which heat he soon decays; and is nigh spent before he is six years old.

The female goat also resembles the male, and is valued if she have large teats, a great udder, hanging ears, and no horns, at least small ones.

There ought not to be above 100 of them in one herd, and in buying it is better to buy several out of one herd, than to chuse in divers parts and companies, that so being led to their pasture, they may not separate, and they will better agree in their houses; the floor of which ought to be paved with stone, or else naturally to be of gravel, for they are so hot, they must have no litter under them; but yet must be kept very clean.

The chief time of coupling them, or covering with the buck, is in autumn, before the month of *December*, that so they may kid and bring forth their young the better against the leaf and grass spring fresh and tender; at which time they will give the more milk.

They are very prolifick, bringing forth two and sometimes three kids at a time; the bucks must be a little corrected and kept low to abate the heat and lasciviousness of their natures, but young does should be allowed to have abundance of milk.

Neither should you give any kid to a goat of a year or two old to nourish, for such as they bring within the said time are improper for it.

You must not keep your goats longer than eight years, because they being by that time weakened by often bearing, will become barren.

These animals require scarce any thing that is chargeable to keep them, for they browse and feed wholly together as sheep do, and climb up mountains against the heat of the sun, with great force; but they are not so fit to be about houses as sheep are; being naturally more hurtful to all manner of herbs and trees.

As for their distempers, except it be in a few



few particulars, they are the same as those of sheep.

The chief profit of them is their milk, which is esteemed the greatest nourisher of all liquids (womens milk only excepted) and the most comfortable and agreeable to the stomach; so that in barren countries it is often mixt with other milk for the making of cheese, where they have not a sufficient stock of cows.

The young kids are very good meat, and may be managed in all respects after the same manner as lambs.

**GODWITS**; as also knots, grays, plovers, and curlews, being fowls esteemed of all others the most dainty and dearest, are effectually fed with good chilter wheat, and water, given them three times a day, *viz.* morning, noon, and night; but to have them extraordinary fine take some of the finest wheat meal, and mingle it with milk, and make it into a paste, constantly sprinkling it while you are kneading it, with grains of small chilter wheat, till the paste be fully mixt together therewith; then make it up into little pellets, and steeping them in water, give to every fowl according as he is in largeness, till his gorge be well filled, and continuing to do this as often as you find his gorge empty, and in a fortnight's time, they will be very fat; and with this cramming any kind of fowl whatever may be fattened.

**GOING TO THE VAULT**, [with Hunters] a term used of a hare which sometimes, though seldom, takes the ground like a coney.

**GOLDFINCH**, a feed bird of very curious colours, and were they not so plentiful, would be highly esteemed by us.

They are usually taken about *Michaelmas*, and will soon become tame; but they differ very much in their song; for some of them sing after one fashion, and some of them after another.

They frequently breed in the upper part of plum-trees, making their nests of the moss that grows upon apple-trees, and of wool: quilting the inside with all sorts of hairs, they find upon the ground.

They breed three times a year, and the young are to be taken with the nest at about ten days old; and to be fed as follows.

Pound the hemp-feed very fine in a mortar, then sift it through a sieve, and add to it as much white bread as hemp-feed, and also a little flower of canary-seeds; then with a small stick or quill, take up as much as the bigness of a white pea, and give them three or four times, several times a day; this ought to be made fresh every day, for if it be four it will presently spoil their stomachs, causing them to cast up their meat; which if they do, it is ten to one if they live.

These young birds must be carefully kept warm till they can feed themselves, for they are very tender, yet may be brought up to any thing.

In feeding, be sure to make your bird clean his bill and mouth; if any of the meat falls upon his feathers take it off, or else they will not thrive.

Such as eat hemp-feed, to purge them, should have the seeds of melons, succory, and mercury; or else let them have lettuce and plantane for that purpose.

When there is no need of purging, give them two or three times a week a little sugar or loam in their meat, or at the bottom of the cage; for all feeds have an oiliness, so that if they have not something to dry it up, in length of time it fouls their stomachs and puts them into a flux, which is of a very dangerous consequence.

**GORGE** [in Falconry], that part of a hawk which first receives the meat, and is called the *crow* or *crop* in other fowl.

**GORGED**, *i. e.* swelled; this horse's pastern joint is gorged, and the other has his legs gorged; you must walk him out to disgorge them, or take down the swelling.

**GOSHAWK** } [*q. d.* gros-hawk] a  
**GOSS-HAWK** } large hawk of which there are several sorts, differing in goodness, force, and hardness, according to the diversity of their choice in cawking; at which time when hawks begin to fail to liking all birds of prey do assemble themselves with the goshawk and flock together.

**GOURDY**

**GOURDY LEGS**, a distemper in horses, caused by pains and other fleshy fores.

The way to cure them, is first to shave away the hair upon and about the fore place, as close as may be, and then to anoint it with linseed oil and aqua vitæ, shaken together till they are perfectly mixt; and renew the mixing of it as often as you have occasion to use it, because they will separate by standing, without being shaken; anoint the fore place with this every day till the fore be made whole. See GREASE.

**GOUT IN HAWKS**, a distemper to which they are incident, especially such as are free metted and strong strikers.

This gout is a swelling, knotting or contracting the feet.

**GRAYLING;** } In angling for this  
**GRAILING;** } fish, your hook must be armed upon the shanks with a very narrow plate of lead, which should be slenderest at the bent of the hook, that the bait (which is to be a large grasshopper, the uppermost wing of which must be pulled off) may come over to it the more easily: at the point let there be a cad-bait in continual motion.

The jag-tail, which is a worm of a pale flesh-colour with a yellow tag on it's tail, is an excellent bait for the grayling in *March* and *April*.

**GRAPES**, a word sometimes used to signify the arrests, or mangy tumours that happen in a horse's legs. See ARRESTS.

*To GRAPPLE;* a horse is said to grapple, either in one or both legs; the expression being peculiar to the hinder legs.

He grapples both legs when he lifts them both at once, and raises them with precipitation, as if he were a curveting.

He grapples one leg when he raises it precipitately higher than the other, without bending the harn. Hence they say,

Your horse harps or grapples, so that he must have the string-halt in his hough.

**GRASS**, to put a horse to grass, to turn him out to grass, to recover him.

To take a horse from grass to keep him at dry meat. See DRY and GREEN MEAT.

**GRAVELLING**, a misfortune that happens to a horse by travelling, by little

gravel-stones getting between the hoof and the shoe, which settles at the quick, and there festers and frets.

The way to cure it, is to take off the shoe, and then to draw the place with a drawing iron till you come to the quick; pick out all the gravel, and squeeze out the matter and blood found therein, and afterwards wash it clean with copperas water, then pour upon it sheeps tallow and bay salt melted together, scalding hot; stop up the hole with hards, and set the shoe on again, and at two or three times dressing it will be whole; but do not travel or work him before he is quite well, or let his foot come to any wet.

**GRAY-HOUND,** } a hunting dog that  
**GRE-HOUND,** } deserves the first  
**GREY-HOUND,** } place, by reason of his swiftness, strength, and sagacity in pursuing his game; for such is the nature of this dog, that he is speedy and quick of foot to follow, fierce and strong to overcome, yet silent, coming upon his prey unawares.

The best of them has a long body, strong, and pretty large; a neat sharp head, sparkling eyes, a long mouth, and sharp teeth; little ears with thin gristles, a strait broad and strong breast, his fore legs strait and short, his hind legs long and strait, broad shoulders, round ribs, fleshy buttocks, but not fat, a long tail, and strong, and full of sinews.

Of this kind, those are always fittest to be chosen among the whelps that weigh lightest, for they will be sooner at the game, and so hang upon it, hindering it's swiftness, till the heavier and strong hounds come to offer their assistance; and therefore, besides what has been already said,

It is requisite for a greyhound to have large sides, and a broad midriff, so that he may take his breath in and out more easily: his belly should also be small, (which otherwise would obstruct the swiftness of his course) his legs long, and his hairs thin and soft: the huntsman is to lead these hounds on his left hand, if he be on foot, and on the right if on horseback.



The best time to try and train them to their game, is at twelve months old, tho' some begin sooner with them; with the males at ten months, and the females at eight months old, which last are generally more swift than the dogs: they must also be kept in a slip while abroad, till they can see their course: neither should you run a young dog till the game has been on foot a considerable time, lest being over greedy of the prey he strain his limbs too much.

The greyhounds are most in request with the *Germans*, who give them the name of *windspil*, alluding to their swiftness; but the *French* make most account of those that are bred in the mountains of *Dalmatia*, or in any other mountains, especially of *Turkey*, for such have hard feet, long ears, and a bristly or bushy tail.

As to the breeding of greyhounds, in this you must have respect to the country, which should be champagne, plain, or high downs.

The best vallies are those where there are no coverts; so that a hare may stand forth, and endure a course of two or three miles.

Take notice as to the breeding of greyhounds, that the best dog upon an indifferent bitch, will not get so good a whelp, as an indifferent dog upon the best bitch.

Observe in general as to breeding; that the dogs and bitches, as near as you can, be of an equal age, not exceeding four years old; however to breed with a young dog and an old bitch, may be the means of producing excellent whelps, the goodness of which you may know by their shapes.

In the breeding of greyhounds, in the first place, the dieting of greyhounds, consists in these four things, food, exercise, airing, and kennelling.

The food of a greyhound is two-fold; general, that is, the maintaining of a dog in good bodily condition; and particularly, when a dog is dieted for a wager, or it may be for some distemper he is troubled with.

The general food of a greyhound ought to be chippings, crusts of bread, soft bones and gristles, the chippings scalded in beef, mutton, veal or venison broth: and when

it is indifferent cool, then make your bread only float in good milk, and give it your greyhounds morning and evening, and this will keep them in good state of body.

But if your dog be poor, sickly and weak, then take sheeps heads, wool and all, clean washed, and having broken them to pieces, put them into a pot; and when it boils, scum the pot, and put a quantity of oatmeal into it, and such herbs as pottage is usually made with; boil these till the flesh is very tender, and feed your dog with this morning and evening, and it will recover him.

If you design your greyhound for a wager, then give him his diet bread as follows: Take half a peck of good wheat, and half a peck of the finest, driest oatmeal; grind them together, bould the meal, and having scattered in it an indifferent quantity of liquorice and anniseeds, well beaten together, knead it up with the whites of eggs, and bake it in small loaves, indifferent hard, then soak it in beef or other broths; and having walked him and aired him half an hour after sun-rise in the morning, and half an hour before sun-setting, give him some of it to eat.

He ought to be coursed three times a week, rewarding him with blood, which will animate and encourage him to prosecute his game; but forget not to give the hare all the just and lawful advantage, so that she may stand long before the greyhound, that thereby he may shew his utmost strength and skill before he reap the benefit of his labour.

If he kill, do not suffer him to break the hare, but take her from him, and clean his chaps from the wool of the hare; give him the liver and lights, and then take him up in your leash, lead him home, and wash his feet with some butter and beer, and put him into the kennel, and half an hour afterwards feed him.

Upon the coursing days, give your hound a toast and butter, or oil, in the morning, and nothing else, and then kennel him till he goes to the course.

The kennelling greyhounds, after this man-

ner breeds in them lust, spirit, and nimbleness; it also prevents several dangerous casualties, and keeps the pores close, so as not to spend till time of necessity; therefore suffer not your hound to go out of the kennel, but at the hours of feeding, walking, coursing, or other necessary business.

GREASE [with Hunters] the fat of a boar, or hare; but the former has commonly the word bevy added to it, and is termed bevy greafe.

GREASE MOLTEN, a distemper in a horse, when his fat is melted by over hard riding or labour, and may be known by his panting at the breast and girding place, and heaving at the flank, which will be visible to be seen the night you bring him in, and the next morning.

GREASE, a swelling and gourdiness of the legs of a horse. If the horse be full of flesh, the cure is to be begun by evacuations, such as bleeding, purging &c. and keeping his heels as clean as possible, by washing them with warm water and soap; for nothing promotes the greafe more than negligence and nastiness. In general turning out in the day-time, moderate exercise, a large and convenient stall, with good dressing, are the best remedies; but if the greafe be got to a great height, and there is a nauseous discharge, after cutting off the hair, and washing the heels with soap and water, bathe them with the following wound-water, pretty warm, twice or thrice for three days. Take roch alum and white vitriol, of each two ounces; powder them together and burn them in a clean fire shovel, till they become a white calx; then take powdered camphire, one ounce, bole-armeniack, in powder two ounces; river or rain water two quarts. Make the water hot, and stir the other things into it. When you use it, it should be shaken up, and a little of it warmed in a pot, and the sores washed with a piece of sponge or rag. See SCOWRINGS.

But if this should fail, let the part be bathed with old verjuice twice a day, and a proper bandage applied. This will infallibly answer if the complaint proceeds from a relaxation of the vessels. If the horse be full

of flesh, the cure must be begun by bleeding, rowels, and repeated purging; after which the following balls should be given, to the quantity of two ounces a day for a month or six weeks, either mixed up with honey, or in his feeds: Take of yellow rosin four ounces; salt of tartar and salt of prunel, of each two ounces; of castile soap half a pound; and of oil of juniper half an ounce: make the whole into balls of two ounces each, and give one of them every morning.

These balls will carry off the offending humours, and free the blood from its noxious qualities; but at the same time the creature takes these internal medicines, external applications must not by any means be omitted. The legs should be bathed and fomented in order to breathe out the stagnant juices, or render them so thin, that they may be able again to circulate with the common current. The discutient fomentation, mentioned in the Article of tumours, &c. will answer the intention, especially if a handful of wood-ashes be previously boiled in the water and applied twice a day. After the parts have been well fomented, let the following poultice be applied; and this method pursued till the swellings are subsided: Take of honey one pound; of turpentine six ounces: incorporate these well together with a spoon; and of the meal of fenugreek and linseed, of each four ounces; and boil the whole in three quarts of red-wine lees, to the consistence of a poultice. Take the vessel from the fire, and add two ounces of camphor in powder; spread it on thick cloths, and apply it warm to the legs, securing it on with a strong roller.

When the swelling is subsided, the sores should be dressed with the following ointment: Take of honey four ounces; of white lead powdered, two ounces; and of verdigrease in fine powder, one ounce: mix the whole into an ointment.

But if the sores are very foul, dress them with two parts of the wound ointment and one of Ægyptiacum, and apply the following poultice: Take of black soap one pound; of honey half a pound; of burnt allum four ounces; of verdigrease powdered two ounces;



ounces; and of wheat flour a sufficient quantity to make the whole of a proper consistence.

Spread the above on a thick cloth, and fasten it on with a roller.

This disorder is always attended with fever, heat, restlessness, startling, and trembling, inward sickness, and shortness of breath.

His dung is extremely greasy, and he will often fall into a scouring; his blood, when cold, will be covered with a thick skin of fat, of a white or yellow colour, generally the latter; the congealed part of the sediment appears like a mixture of size and grease, so extremely slippery that it will not adhere to the fingers, and the small portion of serum slippery and clammy. The creature soon loses his flesh and fat, the latter of which is probably dissolved into the blood: and those that have strength sufficient to sustain the first shock, commonly grow hide-bound for a time, and their legs swell greatly, in which state they continue till the blood and juices are rectified; and if this be not done effectually, the farcy or some obstinate surfeit is generally the consequence, and cannot be removed but with the utmost difficulty.

#### *Method of Cure.*

The first proceeding is to bleed pretty plentifully, and repeat the operation two or three days successively, but to take care that after the first bleeding to take a small quantity at a time, as otherwise the creature would be rendered too weak to support himself, and his blood too poor to be easily recruited. As soon as he has been blooded the first time, let two or three rowels be made, and the emollient clysters prescribed in the Article of Fevers, be daily thrown up to mitigate the fever, and cleanse the intestines from greasy matter. Plenty of water gruel should at the same be given him, and sometimes warm water, with a small quantity of nitre dissolved in it. The latter will be of great service, as it will prevent the blood from running into grumous concre-

tions, and prove the source of innumerable disorders, if not cause a total stagnation, and consequently the death of the animal.

In this manner the horse must be treated till the fever is wholly gone, and he has recovered his appetite, when it will be necessary to give him five or six alternative purges at a week distance from each other, which will make him stale and perspire plentifully, and at the same time bring down the swelling of his legs. The following is well calculated for this purpose: Take of succrotine aloes, six drachms; of gum guaiacum in powder half an ounce, and of diapente, six drachms: make the whole into a ball with a spoonful of oil of amber, and a sufficient quantity of syrup of buckthorn.

By pursuing this method the horse will soon be able to do his business: for this purge will encrease his flesh, and mend his appetite; particulars of the greatest consequence in the cure, and which cannot be obtained by giving a horse the common purges of aloes; the method pursued by most farriers in the cure of the molten grease.

**GREAT HARE** [with Hunters] a hare in the third year of her age.

**GREEN-FINCH**, is a bird of a very mean song.

They are plentiful in every country, and breed the silliest of any, commonly making their nests by the highway-side, where every body that finds them destroys them at first, till the hedges are pretty well covered with green leaves; but they usually sit very early in the spring, before the hedges have leaves upon them, and build with green moss that grows at the bottom of the hedges, quilting their nests very softly on the inside; nay they are oftentimes so slight that a strong wind shakes them to pieces, and drops either the young ones or the eggs.

However they hatch three times a year, and the young are very hardy to bring up: they may be fed with white bread and rape seed soaked, and are very apt to take the whistle, rather than any other bird's song; but they will never kill themselves with singing and whistling.

The green-finch is seldom subject to any disease, but to be too gross, there being none of the seed birds so like him for growing so excessive fat, if you give him hemp-feed; for then he is good for nothing but the spit: let him therefore have none but rape seed.

GREEN-HUE, [in the Forest Law] signifies every thing that grows green within the forest: and is also called VERT, *which see.*

GRICE, a young wild boar.

GRIG, a fish, the smallest kind of eel.

To GROAN [with Hunters] a buck is said to groan, or hoot when he makes a noise at rutting-time.

GROOM, a man who looks after horses, and should demean himself after so gentle and kind a manner towards horses, as to engage them to love him; for a horse is reckoned one of the most loving creatures to man of all other brutes, and in every respect the most obedient.

Therefore if he be dealt with mildly and gently his kindness will be reciprocal; but if the groom or keeper be harsh and choleric: he will put the horse out of patience, and make him become rebellious, and occasion his biting and striking.

Therefore the groom should frequently dally, toy, and play with the horses under his care, talking to them and giving them good words, leading them out into the sun-shine, there run, and show him all the diversions he can.

He must also duly curry comb and dress him, wipe away the dust, pick and clean him, feed, pamper, and cherish him; and constantly employ himself in doing something about him, as looking to his heels, taking up his feet, rubbing upon the soles, &c.

Nay, he ought to keep him so well dress, that he may almost see his own face upon his coat; he must likewise keep his feet stopped and anointed daily, his heels free from scratches and other sores, ever having a watchful eye over him, and overlooking all his actions, as well feeding as drinking; that so no inward infirmity may seize upon

him; but that he may be able to discover it, and endeavour to cure. The qualifications necessary in a groom, are obedience, fidelity, patience, diligence, &c.

First, he ought to love his horse in the next degree to his master, and endeavour by fair usage to gain a reciprocal love from him, and an exact obedience; which if he know how to pay his master, he will the better be able to teach it his horse: and both the one and the other are to be obtained by fair means, rather than by passion and outrage. For those who are so irrational themselves, as not to be able to command their own passions, are not fit to undertake the reclaiming of an horse (who is by nature an irrational creature).

He must then put in practice that patience, which he ought at all times to be master of, and by that, and fair means, he may attain his end: for no creature is more tractable than a horse, if he be used with kindness to win him.

The next thing requisite to a groom is neatness, as to keeping his stable clean swept, and in order; saddles, housing-cloths, stirrups, leathers and girths clean, and above all his horse clean dressed and rubbed.

Lastly, diligence is requisite in a daily discharge of his duty, and observing any the smallest operation, whether casual or accidental, either in his countenance, as symptoms of sickness; or in his limbs and gait, as lameness; or in his appetite, as forsaking his meat; and immediately upon any such discovery to seek out a remedy.

• This is the substance of the duty of a groom in general.

We will suppose *Bartholomew-tide* to be now come, and the pride and strength of the grass to be now nipped by the severe frosts and cold dews which usually accompany this season, so that the nourishment thereof turns into raw crudities, and the coldness of the night (which is injurious to horses) abates as much flesh and lust as he getteth in the day, therefore he is now to be taken up from grass, whilst his coat lies smooth and sleek.

The horse designed for hunting, &c. being



ing brought home, the groom must set him up for that night in some secure and spacious place, where he may evacuate his body, and so be brought to warmer keeping by degrees; and the next day set him up in the stable.

It is indeed held a general rule amongst grooms, not to clothe or dress their horses till two or three days after their stabling; but there seems no other reason but custom for this practice.

Some also give the horse wheat straw to take up his belly at his first housing; but others utterly disapprove of it.

For the nature of a horse being hot and dry, if he feeds on straw which is so; likewise, it would straiten his guts, and cause an inflammation in his liver, and by that means distemper his blood; and besides it would make his body so costive, that it would cause a retention of nature, and cause him to dung with great pain and difficulty, whereas full feeding would expel the excrements according to the true intention and inclination of nature. Therefore let moderate airing, warm cloathing, good old hay, old corn, supply the place of wheat straw.

The first business of a groom, after he hath brought his horse into the stable, is, in the morning, to water him, and to rub his body over with a warm wisp, a little moistened, and afterwards with a woollen cloth; also to clean his sheath with his wet hand from all the dust it had contracted during his running, and to wash his yard either with white-wine or water.

He must then trim him after the manner that other horses are trimmed, except the inside of his ears, which ought not to be meddled with for fear of making him catch cold.

In the next place he must carry him to the Farrier's, and there get him shod with a set of shoes, answerable to the shape of his feet, and not to pare his feet to make them fit his shoes.

Let his feet be well opened between the quarters and the frush, to prevent his being hoof bound, and let them be opened strait,

not sideways; for by that means, in two or three shoeings, his heels (which are the strength of his feet) will be cut quite away. Pare his foot as hollow as you can, and then the shoe will not press upon it.

The shoe ought to come near the heel, but not to be set so close as to bruise it, nor yet so open as to catch in his shoes, if he happens to over-reach at any time, and so hazard the pulling them off, the breaking of the hoof, or bruising of his heel.

The webs of his shoes ought to be neither too broad nor too narrow, but of a middling size, about the breadth of an inch, with stopped spunges, and even with his foot; for though it would be for the advantage of a travelling horse's heel, to have a shoe set a little wider than the hoof on both sides, that the shoe may bear his weight, and not his foot touch the ground, yet the hunter being often forced to gallop on rotten spongy earth; if he have them larger it would hazard his laming, and pulling off his shoes, as has been before observed.

There is an old proverb, *before behind, and behind before*; that is, in the fore feet the veins lie behind, and in the hinder feet they lie before; therefore the farrier ought to take care that he do not prick him, but leave a space at the heel of the fore feet, and a space between the nails at the toe.

Having got his shoes set on as above directed, a great deal of his hoof will be left to be cut off at his toe.

That being cut off, and his feet smoothed with a file, he will stand so firm, and his feet will be so strong, that he will tread as boldly on stones as on carpet ground.

The horse being shod, and it being time to water him, let him stand in the water, which will (in the opinions of some) close up the holes, which the driving of the nails has made.

Afterwards have him gently home, tie him up to the rack, rub him all over, body and legs, with dry straw, then stop up his feet with cow-dung, give him a quartern of clean sifted old oats, and a quantity of hay,

hay, sufficient to serve him all night, and leave him till the next morning.

To GROPE OR TICKLE, is a method of fishing, by putting one's hand into water-holes where fish lie, and tickling them about the gills; by which means they will become so quiet, that a man may take them in his hand and throw them upon land; or if they are large fish, he may thrust his fingers into their gills and bring them out.

GROUND ANGLING, is a way of fishing under water without a float, only with a plumb of lead, or a bullet, which is better, because it will roll on the ground.

This method of fishing is very expedient in cold weather, when the fish swim very low.

The bullet is to be placed about nine inches from the baited hook; the top must be very gentle, that the fish may the more easily run away with the bait, and not be scared with the stiffness of the rod: you must not strike as soon as you see the fish bite, but slack your line a little, that he may the better swallow the bait and hook.

As for the tackle, it ought to be fine and slender; strong and big lines only serve to fright the fish.

The morning and evening are the chiefest seasons for the ground line for trout; but if the day prove cloudy, or the water muddy, you may fish at ground all the day long.

GROUND BAIT. Such places as you frequently angle at, you should, once a week at least, cast into, all sorts of corn boiled soft, grains washed in blood, and dried and cut to pieces, snails, chopped worms, fowl-guts, beasts-guts, and livers, by which carp and tench are drawn to the place; and, to keep them together, throw half an handful of ground malt now and then as you angle.

GROUND PLUMBING, is the finding out the depth of the water in fishing; to do which you should use a musket bullet, with a hole made in the middle of it, or any other sort of plummet, which must be tied to a strong twine, and hung on the hook, which will effect the business.

GROUPADE [in Horsemanship], a lofty kind of manage, and higher than the ordinary curvets.

GRUBBING A COCK [with Cock-fighters], a term used for the cutting off the feathers under his wings; but this is not allowable by the cock-pit law; neither is it allowable to cut off his feathers in any handling place.

GUDGEON; this fish, though small, is of so pleasant a taste, that it is very little inferior to a smelt.

They spawn twice in the summer season, and their feeding is much like the barbel's, in streams and on gravel, slighting all manner of flies; but they are easily taken with a small red worm, fishing near the ground; and being a leather mouthed fish, will not easily be off the hook when struck.

The gudgeon may be fished for with float, the hook being on the ground; or by hand, with a running line on the ground, with out cork or float.

But although the small red worm before-mentioned is the best bait for this fish, yet wasps, gentles, and cad-baits will do very well: you may also fish for gudgeons with two or three hooks at once, and find very pleasant sport, where they rise any thing large: when you angle for them, stir up the sand or gravel with a long pole; this will make them gather to that place, and bite faster, and with more eagerness.

GUNIAD; } This fish is excellent food;  
GUINARD; } and is not found any where but in a large water called *Pemble-mere*: but that which is most remarkable is this, that the river which runs by *Chester*, hath it's head or fountain in *Merionethshire*, and it's course runs through this *Pemble-mere*, which abounds as much with guniads as the river *Dee* does with salmon, of each both affording great plenty; and yet it was never known that any salmon was ever caught in the mere, or ever any guniads taken in the river.

GUN-POWDER. The best is small-grained, hard to crumble between the finger and thumb, and of a blueish colour. See GUN, or FOWLING-PIECE.

GUR-



**GURGIPTING** [in Falconry], a term used of a hawk when she is stiff, and choaked up.

**GYRFALCON.** See **GERFALCON.**

**GYRLE**, a roe-buck, so called the first year.

**HAGGARD FALCON**, is a hawk much coveted for their diversion.

**HAIR**, in speaking of horses, the *French* use the word *poil* (i. e. hair) to signify their colour: and sometimes it is used to signify that part of the flank that receives the prick of the spur.

Pale hair is those parts of the skin that approach more to white than the rest, being not of so high a tinge.

Staring hair (or planted coat) is said of a horse whose hair bristles up, or rises upright; which disorder is owing to being ill curried, not well covered, or too coldly housed.

In order to make the hair of an horse smooth, sleek, and soft, he must be kept warm at heart, for the least inward cold will cause the hair to stare; also sweat him often, for that will loosen and raise the dust and filth that renders his coat foul; and when he is in the height of a sweat, scrape of all the white foam, sweat, and filth, that is raised up, with an old sword blade, and that will lay his coat even and smooth, and also when he is blooded, if you rub him all over with his own blood, and so continue two or three days, and curry and dress him well, it will make his coat shine.

Hair falling, or shedding from the mane or tail of a horse is caused either by some heat taken, that has engendered a dry mange there; or it proceeds from some surfeit, which causes the evil humours to resort to those parts.

To cure this, anoint the horse's mane and crest with black soap; make a strong lee of ash ashes, and wash it all over with it.

But if a canker should grow on a horse's tail, which will eat away both flesh and bone; then put some oil of vitriol to it, and it will consume it: and if you find the vitriol corrodes too much, you need only to

wet it with cold water, and it will put a stop to it.

If you have a mind to take away hair from any part of a horse's body; rub it with the gum that grows on the body of ivy, or the juice of fumitory that grows among barley, or boil half a pound of lime in a quart of water, till a fourth part is consumed, to which add an ounce of orpiment, and lay a plaister on any part of the horse, and it will do the business in a few hours.

**HALBERT**, is a small piece of iron one inch broad, and three or four inches long, foldered to the toe of a horse's shoe, which jets out before, to hinder a lame horse from resting, or treading upon his toe.

These halbert shoes do of necessity constrain a lame horse, when he goes at a moderate pace, to tread or rest on his heel, which lengthens and draws out the back sinew that was before in some measure shrunk.

**HALLIER-NET** OR **BRAMBLE-NET**, an oblong net to take quails, &c. See *Plates XII. and VII.* See **BRAMBLE-NET.**

**HALTER FOR A HORSE**, is a head-stall of *Hungary* leather, mounted with one, and sometimes two straps, with a second throat-band, if the horse is apt to unhalter himself.

**HALTER CAST**, is an excoriation of the pastern, occasioned by the halter being entangled about the foot upon the horse's endeavouring to rub his neck with his hinder foot.

Unhalter; a horse is said to unhalter himself that turns off the halter.

If your horse is apt to unhalter himself, you must get him a halter with a throat-band.

Strap, or string of a halter, is a cord or long strap of leather made fast to the head-stall, and to the manger, to tie the horse.

Do not bridle your horse till you see if he is halter cast. See **TRICK.**

Halter Cast is thus: when a horse endeavours to scrub the itching part of his body, near the head or neck, one of his hinder feet entangles in the halter, which by the violent

violent struggling of the horse to disengage himself, he sometimes receives very dangerous hurts in the hollow of his pastern.

For the cure of this, take linseed oil and brandy, of each an equal quantity; shake them together in a glass till they be well mixt, and anoint the sorance, morning and evening, having first clipt away the hair; but take care to keep the foot very clean.

Another easy remedy is, take oil and wine, of each an equal quantity; boil them together, till the wine be evaporated; and apply the remainder of the oil, once a day to the part, which will be quickly healed.

**HALTING** [in a Horse] a limping, or going lame, an irregularity in the motion of an horse, arising from a lameness in the shoulder, leg, or foot, which makes him spare the part, or use it timorously. Halting happens sometimes before, and sometimes behind; if it be before, the ailment must of necessity be in the shoulder, knee, flank, pastern, or foot.

If it be in the shoulder, it must be towards the withers, or in the pitch of the shoulder, and may be known in that he will a little draw his leg after him, and not use it so nimbly as the other.

If he cast it more outward than the other, it is a sign of lameness, and that the grief lies in the shoulder; then take him in your hand and turn him short, on either hand, and you will find him to complain of that shoulder he is lame of, and he will either favour that leg or trip in the turning: also lameness may be seen by him while standing in the stable; where he will hold the lame leg out more than the other, and if when you are upon his back, he complains more than otherwise he does, the grief certainly lies in the withers; so that griping him hard you will perceive him to shrink, and perhaps offer to bite.

If he treads thick and short before, then the grief is upon the pitch of the shoulder, close to the breast, which may be discovered by setting the thumb, and pressing it hard against the place, and thrusting him with it (if you would have him go back) upon which he will shrink, and put back his leg,

foot and body: if the grief be in the elbow, it may be known by pinching him, with the fore fingers and thumb, and then he will hold up his leg, and offer to bite.

But if the grief be in the knee, it may be discovered by the horse's stiff going; for he will not bend it so nimbly as he does the other.

If it be in the flank, or shin bone, the same may be seen or felt, it being a back sinew, splenter, strain, or the like.

If it be in the bending of the knee, it is a malander, which is also easily discovered.

Farther, when the pastern, or joint, is affected, it may be known by his not bending it so well as the other: and if you put your hand upon the place, you will find it very hot.

If it be in the foot, it must be either in the coronet or sole; if in the coronet, probably it comes by some strain or wrench.

If in the hoof by some over-reach, or distemper in or about the frush.

If in the sole from some prick, accloy, nail, &c.

**HAM** } of a horse, is the ply or bend-  
**HOUGH** } ing of the hind legs, and like-  
wise comprehends the point behind, and opposite to the ply, called the hock.

The hams of a horse should be large, full, and not much bended; as also discharged of flesh, nervous, supple, and dry, otherwise they will be subject to many imperfections, as the capelet, curb, jardon, selander, spavin, varisse, vessignon, &c.

**HAMBLING** } of Dogs, [in the forest  
**HAMELING** } law] is the same as expediting or lawing; properly the hamstringing, or cutting of dogs in the ham.

**HAND**, is a measure of a fish clinched, by which we compute the height of a horse: the French call it *paume*, and had this expression and measure first imparted to them from *Liege*.

A horse of war should be sixteen hands high.

Hand: spear hand, or sword hand is the horse-man's right-hand.

Bridle-hand, is the left-hand of the horse-man. There are several expressions which relate



relate to the bridle-hand, because that gives motion to the bitt-mouth, and serves to guide the horse much more than the other helps.

A horseman ought to hold his bridle-hand two or three fingers above the pommel of the saddle.

This horseman has no hand; that is, he does not make use of the bridle but unseasonably, and does not know how to give the aids or helps of the hand with due nicety.

To keep a horse upon the hand, is to feel him in the stay upon the hand, and to be prepared to avoid any surprisal or disappointment from the horse.

A horse is said to be, or rest, upon the hand, that never refuses, but always obeys and answers the effects of the hand.

To make a horse right upon the hand, and free in the stay, he might be taught to know the hand by degrees and gentle methods; the horseman must turn him, or change hands, stop him, and manage with dexterity the *appui*, or pressure of his mouth, so as to make him suffer cheerfully and freely the effect of the bitt-mouth, without resisting, or resting heavy upon the hand.

The short, or hand-gallop, teaches horses to be right upon the hand.

A light hand. A good horseman ought to have a light hand; that is, he ought only to feel the horse upon his hand, in order to resist him when he attempts to slip from it; he ought, instead of cleaving to the bridle, lower it as soon as he has made his resistance.

If a horse, through an overbearing eagerness to go forward, presses too much upon the hand, you ought to slack your hand at certain times, and keep a hard hand at other times, and so disappoint the horse of pressing continually upon the bitt.

Now this facility or liberty in the horseman of slacking and stiffening the hand is what we call a good hand.

To slack, or ease the hand, is to slacken the bridle.

To hold up, or sustain the hand, is to pull the bridle in.

To guide a horse by the hand, is to turn or change hands upon one tread.

A horse is said to force the hand when he does not fear the bridle, but runs away in spite of the horseman.

To make a horse part from the hand, or suffer him to slip from the hand, is to put on at full speed.

To make a horse part right from the hand, he should not put himself upon his back or reins, but bring down his hips.

All hands. A horse that turns upon all hands upon a walk, trot, or gallop.

To work a horse upon the hand, is to manage him by the effect of the bridle, without interposing any other helps, excepting those of the calves of the legs, upon occasion.

Fore hand, and hind hand, of a horse, is an expression distinguishing the parts of a horse, as divided into the fore and hind parts by the situation of a horseman's hand.

The parts of the fore-hand, are the head and neck, and the fore-quarters.

Those of the hind-hand include all the other parts of his body.

HAND-HIGH, is a term used in horsemanship, and peculiar to the *English* nation, who measure the height or tallness of a horse by hands, beginning with the heel, and measuring upwards to the highest hair upon the withers. A hand is four inches.

HANDLING, [with Cock-fighters] a term that signifies the measuring the girth of them, by griping one's hand and fingers about the cock's body.

HAQUENEE, an obsolete *French* word for an ambling horse.

To HARBOUR, [hunting term] a hart is said to harbour when he goes to rest; and to unharbour a deer, is to dislodge him.

HARD HORSE, is one that is insensible of whip or spur.

HARE, is a beast of venery, or the forest; peculiarly so termed in the second year of her age; in the first she is called a leveret; and in the third a great hare. By old foresters the hare is called the King of all beasts of venery.

There

There are four sorts of hares; some live in the mountains, some in the fields, some in marshes, and some every where without any certain place of abode. The mountain hares are the swiftest; the field hares are not so nimble; and those of the marshes are the slowest; but the wandering hares are most dangerous to follow, for they are so cunning in the ways and mazes of the fields, running up the hills and rocks, because by custom they know a nearer way; with other tricks, to the confusion of the dogs, and discouragement of the hunters.

It will not be improper to give a description of the parts of a hare, since it is admirable to behold how every limb and member of this beast is composed for celerity.

In the first place the head is round, nimble, short, yet of convenient length, and apt to turn every way.

The ears are long and lofty, like those of an ass; for nature hath so provided, that every fearful and unarmed creature should have long and large ears, that by hearing it might prevent its enemies, and save itself by flight: the lips continually move, while they are asleep as well as awake; and from the slit they have in the middle of their nose comes the name of hare-lips, found in some men.

The neck of a hare is long, small, round, soft, and flexible; the shoulder-bone strait and broad, for her more easy turning; her legs before soft, and stand broader behind than before, and the hinder legs longer than the fore legs: the breast is not narrow, but fitted to take more breath than any other beast of that bigness: it has a nimble back and a fleshy belly, tender loins, hollow sides, fat buttocks filled up, and strong and nervous knees. Their eyes are brown, and they are subtil, but not bold; seldom looking forward, because they go by leaps: their eye-lids coming from their brows, are too short to cover their eyes, so that when they sleep they open them.

They have certain little bladders in their belly, filled with matter, out of which both sexes suck a certain humour and anoint

their bodies all over with, by which they are defended against rain.

Though their sight is dim, yet they have an indefatigable faculty of seeing; so that the continuance of it, though but in a mean degree, makes amends for the want of the excellency of it in them.

They feed abroad, because they would conceal their forms, and never drink, but content themselves with dew, which makes them frequently grow rotten.

As it is said before, every limb of a hare is composed for swiftness, and therefore she never walks or treads, but jumps; her ears lead her the way in the chace, for with one of them she hearkeneth to the cry of the dogs, and the other she stretches forth like a sail, to help forth her course: always stretching her hinder beyond her former, and yet not hindering them at all; and in paths and highways she runs more speedily.

The hares of the mountains often exercise themselves in the vallies and plains, and through practice grow acquainted with the nearest ways to their forms, or constant places of abode; so that when at any time they are hunted in the fields, such is their subtil dodging, that they will dally with the huntsman till they seem to be almost taken, and then on a sudden take the nearest way to the mountains, and so take sanctuary in the inaccessible places, to which neither dogs nor horses can or dare ascend.

Hares which frequent bushes and brakes are not able to endure labour, nor are very swift, because of the pain in their feet, growing fat by means of idleness, and not using themselves to running.

The field hare, being leaner of body, and oftener chased, is more difficultly taken, by reason of her singular agility; for when she begins her course, she bounds up from the ground as if she flew, afterwards passes thro' brambles, over thick bushes and hedges, with all expedition; and if she cometh into deep grass or corn, she easily delivers herself and slides through it, always holding up one ear, and bending it at pleasure, to be the moderator of her chace.

Neither



Neither is she so improvident and prodigal of her strength, as to spend it all in one course, but she has regard to the force of her pursuer, who if he be slow and sluggish, she is not profuse of her strength, nor uses her utmost swiftness, but only advances gently before the dogs, yet safely from their clutches, reserving her greatest strength for the time of her greatest necessity, knowing she can out-run the dogs at her pleasure, and therefore will not strain herself more than she is urged.

But if she be pursued by a dog that is swifter than the rest, then she puts on with all the force she can, and having once left the hunters and dogs a great way behind her, she makes to some little hill, or rising ground, where she raises herself upon her hinder legs, that thereby she may observe how far off, or how near her pursuers are.

The younger hares, by reason of their weak limbs, tread heavier on the earth than the older, and therefore leave the greater scent behind them.

At a year old they run very swiftly, and their scent is stronger in the woods than in the plain fields; and if they lie down on the earth (as they love to do) in red fallow grounds, they are easily descried.

Their footsteps in winter are more apparent than in summer, because as the nights are longer, they travel further; neither do they scent in winter mornings so soon as it is day, till the frost is a little thawed; but especially their footsteps are uncertain at the full of the moon, for then they leap and play together, scattering or putting out their scent or savour; and in the spring-time also, when they do engender, they confound one another's footsteps by multitudes.

Hares and rabbits are mischievous to nurseries and newly planted orchards, by peeling off the bark of the plants; for the prevention of which some bind ropes about the trees to a sufficient height; others daub them with tar, which being of itself hurtful to young plants, the mischief is prevented by mixing with it any kind of grease, and boiling it over a fire, so as both may incorporate; then with a brush or little

broom, daub over the stem of the tree as high as a rabbit or hare can reach; do this in *November*, and it will secure the trees for that whole year, it being the winter-time only in which they feed upon the bark.

Also some thin stuff out of a house of office, or the thick tempered with water, has been often applied with good success; or the white wash made use of by plaisterers for whitening houses, done once a year over the trees with a brush, will preserve them from hares, deer, and other animals.

As for such hares as are bred in warrens, the warreners have a crafty device to fatten them, which has been found by experience to be effectual; and that is, by putting wax into their ears to make them deaf, and then turning them into the place where they are to feed, where, being freed from the fear of hounds, and for want of hearing, they grow fat before others of their kind.

#### *Hare-Hunting*

It is generally believed, that a hare naturally knows the change of weather, from one twenty-four hours to another.

When she goes to her form, she will suffer the dew to touch her as little as she can, but takes the high-ways and beaten paths: again, when she rises out of her form, if she couches her ears and scut, and runs not very fast at first, it is an infallible sign that she is old and crafty.

They go to buck commonly in *January*, *February*, and *March*, and sometimes all the warm months: sometimes seeking the buck at seven or eight miles distant from the place they usually sit at, following the high-ways, &c.

To distinguish a male hare from the female, you may know him as you hunt him to his form, by his beating the hard high-ways: he also feeds further out in the plains, and makes his doublings and crossings much wider, and of greater compass, than the female doth; whereas the female will keep close by some covert side, turning and winding in the bushes like a coney; and if she go to relief in the corn fields, she seldom

crosses over the furrows, but follows them along, staying upon the thickest tufts of corn to feed.

You may likewise know a buck at his rising out of his form, by his hinder parts, which are more upon the whitish, and his shoulders, before he rises, will be redder than the doe's having some loose long hairs growing on them.

Again, his head is shorter and better trussed, his hairs about his lips longer, and his ears shorter and more grey: the hairs upon the female's chine are of a blackish grey.

And besides, when hounds hunt a female hare, she will use more crossing and doubling, seldom making out end-ways before the hounds; whereas the male acts contrarily, for having once made a turn or two about his form, then farewell hounds, for he will frequently lead them five or six miles before ever he will turn his head.

When you see that your hounds have found where a hare hath passed to relief upon the high-way-side, and hath much doubled and crossed upon dry places, and never much broken out nor relieved in the corn, it is a sign she is but lately come thither: and then commonly she will stay upon some high place to look about her, and to chuse out a place to form in, which she will be loth to part with. As of all chaces the hare makes the greatest pastime and pleasure, so it is a great delight and satisfaction to see the craft of this small animal for her self-preservation.

And the better to understand them, consider what weather it is: if it be rainy, then the hare will hold the high-ways more than at any other time, and if she come to the side of any young grove or spring, she will scarcely enter, but squat down by the side of it till the hounds have over-shot her, and then she will return, the very same way she came, to the place from whence she was started, and will not go by the way into any covert, for fear of the wet and dew that hangs upon the boughs.

In this case the huntsman ought to stay an hundred paces before he comes to the wood side, by which means he will per-

ceive whether she return as aforesaid, which if she do, he must halloo in his hounds, and call them back, and that presently, that the hounds may not think it the counter she came first.

The next thing that is to be observed, is the place where the hare sits, and upon what wind she makes her form, either upon the north or south wind; she will not willingly run into the wind, but run upon aside, or down the wind; but if she form in the water, it is a sign she is foul and measted: if you hunt such a one, have a special regard all the day to the brook-sides, for there, and near plashe, she will make all her crossings, doublings, &c.

Some hares have been so crafty, that as soon as they have heard the sound of a horn, they would instantly start out of their form, though it was at the distance of a quarter of a mile, and go and swim in some pool, and rest upon some rush bed in the midst of it; and would not stir from thence till they have heard the horn again, and then have started out again, swimming to land, and have stood up before the hounds four hours before they could kill them, swimming and using all subtilties and crossings in the water.

Nay, such is the natural craft and subtilty of a hare that sometimes, after she has been hunted three hours, she will start a fresh hare, and squat in the same form.

Others having been hunted a considerable time, will creep under the door of a sheep-coat, and there hide themselves among the sheep; or when they have been hard hunted, will run in among a flock of sheep, and will by no means be gotten out from among them till the hounds are coupled up and the sheep driven into their pens.

Some of them (and that seems somewhat strange) will take the ground like a coney, and that is called, going to the vault.

Some hares will go up one side of the hedge and come down the other, the thickness of the hedge being the only distance between the courses.

A hare that has been closely hunted, has got upon a quick-set hedge, and ran a good way upon the top thereof, and then leapt off upon the ground.

And



And they will frequently betake themselves to furz-bushes, and will leap from one to the other, whereby the hounds are frequently in default.

Some affirm that a hare, after she has been hunted two hours and more, has at length to save herself, got upon an old wall, six foot high from the ground, and hid herself in a hole that was made for scaffolding; and that some hares have swam over the rivers *Trent* and *Severn*.

A hare is supposed not to live above seven years at the most, especially the bucks, and if a buck and a doe shall keep one quarter together, they will never suffer any strange hare to sit by them; and therefore it is said by way of proverb, the more you hunt the more hares you shall have: because when you have killed one hare, another will come and possess his form.

A hare hath a greater scent, and is more eagerly hunted by the hounds, when she feeds and relieves upon green corn, than at any other time of the year; and yet there are some hares that naturally give a greater scent than others, as the large wood-hares; and such as are foul and meased keep near to the waters: but the small red hare, which is not much bigger than a coney, is neither of so strong a scent, nor so eagerly hunted.

Those hares that feed upon the small branches of wild thyme, or such like herbs, are generally very swift, and will stand long up before the hounds.

Again, there are some hares more subtil and cunning than others, young hares which have never been hunted are foolish, and are neither of force nor capacity to use such subtilties and crafts, but most commonly hold on end-ways before the hounds, and oftentimes squat and start again, which greatly encourages the hounds, and enters them better than if the hare should fly end-ways, as sometimes they will for five or six mile an end.

The females are more crafty and politic than the males, for they double and turn shorter, which is unpleasant to the hounds; for it is troublesome to them to turn so often,

delighting more in an end-way chace, running with all their force: for those hares which double and cross so often, it is requisite at default, to cast the greater compass about, when you beat to make it out; for so you will find all her subtilties, and yet need not stick upon any of them, but only where she went on forward: by this means you will abate her force, and compel her to use doubling and crossing.

To enter hounds to a hare, let the huntsman be sure in the first place to make them very well acquainted with himself and his voice, and let them understand the horn, which he should never blow but when there is cause for it.

When you enter a young kennel of hounds, have a special regard to the country where you make the first quarry, for so they are like to succeed accordingly; since their being entered first in a plain and champagne country, will make them ever after delight more to hunt therein than elsewhere; and it is the same with the coverts.

In order to have the best hounds, use them to all kinds of hunting, yet do not oblige them to hunt in the morning, by reason of the dew and moisture of the earth; and besides, if they be afterwards hunted in the heat of the day, they will soon give over the chace, neither will they call on willingly nor chearfully, but seek out the shades to sleep in.

But yet many are of opinion, that to hunt both early and late in the morning, by trayling, profits the hounds as to the use of their noses; and by keeping them sometimes in the heat of the day, or till night, incites courage in them.

The best season to enter young hounds, is in *September* and *October*, for then the weather is temperate, and neither too hot nor too cold; and this is the season to find young hares that have never been hunted, which are silly, and ignorant of the politic crossings, doublings, &c. of their fires, running commonly end-ways, frequently squatting, and as often starting; by which encouragement the hounds are the better entered.

Some hares hold the high-beaten ways only, where the hounds can have no scent; therefore when the huntsman finds his hounds at a default in the high-way, let him hunt on until he find where the hare hath broken from the high-way, or hath found some dale or fresh place where the hounds may recover scent, looking narrowly on the ground as he goes, to see to find the footing or pricking of the hare.

There are other places wherein a hound can find no scent; and that is, in fat and rotten ground, which sticks to the feet of the hare; and this is called carrying, and so of consequence she leaves no scent behind her.

There are also certain months in the year in which a hound can find no scent, and that is in the spring-time, by reason of the fragrant scent of flowers, and the like.

But avoid hunting in hard frosty weather as much as you can, for that will be apt to furbate or founder your hounds, and cause them to lose their claws; besides, at that time a hare runs better than at any other time, the soles of her feet being hairy.

In a word, the best way of entering young hounds, is with the assistance of old staunch hounds, so they will be better learned to cast for it at a doubling or default.

*What time of the year is best for Hare-hunting; how to find her, start her, and chase her.*

The best time to begin hare-hunting, is about thy middle of *September*, and to end towards the latter end of *February*, lest you destroy the early brood of leverets.

And besides, when the winter comes on, the moistness and coolness of the earth increases, which is agreeable to the nature of the hounds, and very acceptable, they not liking extremes either of hot or cold weather.

Those hounds that are two years old and upwards, may be exercised three times a week; and the hunting so often will do them good, provided they be well fed; and they may be kept the greatest part of the

day, both to try their stoutness, and to make them stout.

If any hound shall have found the trayl of a hare, when she hath relieved that night, the huntsman ought not to be too hasty, but let the hounds make it of themselves; and when he perceives that they begin to draw in together, and to call on freshly, then he ought to encourage them, especially that hound which hunteth best, frequently calling him by his name.

Here you may take notice, that a hare leaveth better scent when she goes to relief, than when she goeth towards her form; for when she relieves in the field, she coucheth her body low upon the ground, passing often over one piece of ground, to find where the best food lies, and thus leaveth the best scent, crossing also sometimes: besides, when she goes to her form, she commonly takes the high-ways, doubling, crossing, and leaping as lightly as she can; in which places the hounds can have no scent by reason of the dust, &c. and yet they will squat by the sides of high-ways, and therefore let the huntsman beat very well the sides of those high-ways.

Now having found where a hare hath relieved in some pasture or corn-field, you must then consider the season of the year, and what weather it is; for if it be in the spring-time or summer, a hare will not then sit in bushes, because they are frequently infested with pismires, snakes, and adders; but will sit in corn-fields and open places.

In the winter-time, they sit near towns and villages, in tufts of thorns and brambles, especially when the wind is northerly or southerly.

According to the season and nature of the place where the hare is accustomed to sit, there beat with your hounds, and start her; which is much better sport than trayling of her from her relief to her form.

After the hare has been started, and is on foot, then step in where you saw her pass, and halloo in your hounds, until they have all undertaken it, and go on with it in full cry; then recheat to them with your horn, following fair and softly at first, making not too





Handwritten text, possibly a title or header, located in the upper middle section of the page.

Handwritten text in the upper right section of the page.


Handwritten text in the middle left section of the page.

Handwritten text in the middle right section of the page.

Handwritten text in the lower middle section of the page.

Handwritten text in the lower right section of the page.

Hallier



Horse hair Nooses



Fold Net


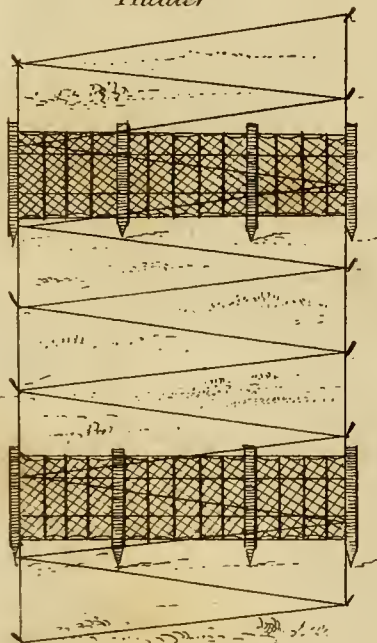
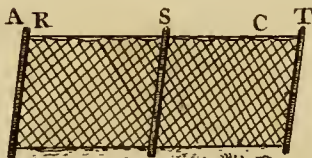


Fig. 2.

Hallier



Hare Net



Fold Net

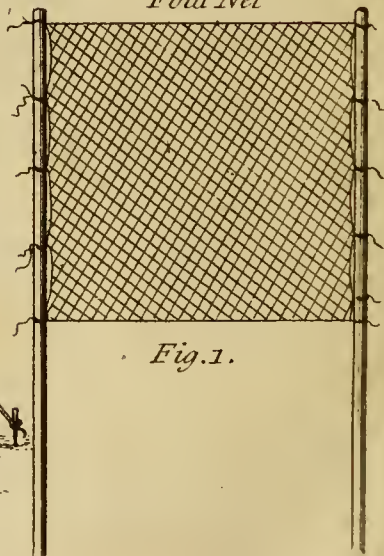
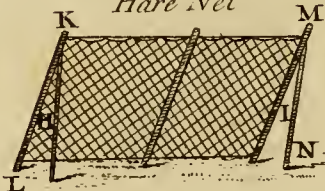



Fig. 1.

Hare Net



Hare Net





too much noise either with horn or voice; for at the first, hounds are apt to overshoot the chace through too much heat.

But when they have run the space of an hour, and you see the hounds are well in with it, and stick well upon it, then you may come in nearer with the hounds, because by that time their heat will be cooled, and they will hunt more soberly.

But, above all things, mark the first doubling, which must be your direction for the whole day; for all the doublings that she shall make afterwards will be like the former, and according to the policies that you shall see her use, and the place where you hunt, you must make your compasses great or little, long or short, to help the defaults, always seeking the moistest and most commodious places for the hounds to scent in.

To conclude; those who delight in hunting the hare, must rise early, lest they be deprived of the scent of her foot-steps, by which means the dogs will be incapacitated to follow their game; for the nature of the scent is such that it will not remain long, but suddenly, in a manner every hour, vanisheth away.

**HARE-NETS AND RABBIT-NETS.** The three several sorts of nets represented in *Plate VII*, are proper either for hares or rabbits.

In the placing of these observe the path or tract in any coppice, or furrow, by which any hare uses to pass; likewise how the wind is, so as to set them as the hare and wind may come together: if the wind be side-ways it will do well enough, but never let it blow over the net into the hare's face, for he will scent both it and you at a distance: the two pointed lines A C, in the first figure, denotes the foot-paths whereby the game uses to pass. Then prepare three or four more stakes according to the length of the net; which stakes should be about the bigness of one's thumb, and near four feet long, sharpened at the greater end, and a little crooked at the smaller R, S, T; stick them in the ground somewhat sloping, as if so forced by the wind: two of them are to be set at the two sides of the way and the

middle, as there is occasion; they must only hold up the net from falling, but in a very slight manner, that if the game run against it, it may fall down, and so entangle him: be sure to hide yourself in some ditch or bush, behind a tree, or the like place, behind the net; then when you perceive the game to be passed, give a shout, flinging your hat at them, which will put them into such a surprize that they will spring on, and run just into the net, so that you must be nimble to take them lest they break out and escape.

But observe, this net is not so grounded in windy weather as in fair.

The middlemost flap must be set much after the same manner as the former; as to the way and wind, you see how the two cords at each end of the net ought to be disposed: next you must have two sticks, K, L, M, N, each four foot long and twice as thick as one's thumb, which are to be cut exactly smooth at each end and fixed thus; take the stick H, I, put it on the edge of the way upon the cord L, which is on the bottom of the net, and the other cord is to be placed at the top of the stick, then go along behind the net supporting it with your hand, and place your second stick just as you did the first; but you should endeavour to lean a little towards the way where you expect the game will come, for the beasts running fiercely against the net will force the sticks to give way, and so the net falls on him.

There is another net represented by the last figure, which is less troublesome than either of the former, only it may be farther discerned, yet it is good for rabbits in such foot-paths, and only used for them and hares; whereas the others are useful also for the taking of wolves, foxes, badgers, and pole-cats. The true time to set these nets is at break of day, till half an hour after sun-rising, and from half an hour before sun-set till dark.

**HARNESS GALLS;** sometimes the breasts of coach-horses are galled by the harness, or rise in hard bunches, especially in rainy weather.

To cure this, first shave off the hair about the fore very close, and rub the whole breast with a lather of water and black soap; then wash that part of the breast which is usually covered with the petrel, with salt and water, suffering it to dry of itself.

If the hardness of any part of the harness occasions the galling, take it away, or cover it with little bolsters.

HARRIER; a hound, from his chasing or tracing by foot, is naturally endued with an admirable gift of smelling, being also bold and courageous in the pursuit of his game; of which there are several kinds, and all differ in their services; some are for the hare, the fox, wolf, hart, pole-cat, weasel, coney, buck, badger, otter, &c. some for one thing, some for another.

Amongst the various sorts of these dogs, there are some apt to hunt two different beasts, as the fox sometimes, and at other times the hare; but such as stick not to one sort of game, hunt not with that success and good disposition as the others do. See TERRIER.

HART, is the most noble and stately beast, and in the first year is called a hind calf, in the second a knobber, in the third a brock, in the fourth a staggard, in the fifth a stag, and in the sixth a hart.

Harts are bred in most countries, but the ancients preferred those of *Britain* before all others, where they are of divers colours.

These excel all others in the beauty of their horns, which are very high, yet do not grow to their bones or scalps, but to their skin, branching forth into many spears, being solid throughout, and as hard as stones, and fall off once a year.

But if they remain abroad in the air; and are sometimes wet and sometimes dry, they grow light; by which it should seem they are of an earthy substance, concrete, and hardened with a strong heat, made like unto bones.

They lose their horns every year in the spring.

At one year old they have nothing but bunches, that are small significators of horns

to come: at two years they appear more perfectly, but strait and single: at three years they grow into two spears; at four into three, and so increase every year in their branches till they are six; and above that time their age is not certainly to be known by the head.

Having lost their horns, in the day-time they hide themselves, inhabiting the shades to avoid the annoyance of flies, and feed, during that time, only in the night.

Their new horns come out at first like bunches, and afterwards (as has been said before) by the increase of the sun's heat they grow more hard, covered with a rough skin, which is called a velvet head; and as that skin drieth, they daily try the strength of their new heads upon trees, which not only scrapeth off the roughness, but by the pain they feel thus rubbing them, they are taught how long to forbear the company of their fellows; for at last, when in their chasing and fretting of their new horns against the trees, they can feel no longer pain and smart in them, they seem as if they thought it were high time to forsake their solitary dwellings and return again to their former condition.

The reason why harts and deers shed their horns annually are these:

First, because of the matter of which they consist; for it is dry and earthly like the substance of green leaves, which also fall annually; likewise wanting glewy or holding moisture, for which reason the horn of a hart cannot be bent.

Secondly, from the place they grow upon, for they are not rooted upon the skull, but only within the skin.

Thirdly, from the efficient cause; for they are hardened both with the heat of summer and cold of winter; by means of which the pores which should receive the nourishing liquor are shut up and stopped, so that their native heat necessarily dieth; which does not so happen in other beasts, whose horns are for the most part hollow and fitted for long continuance; but the new bunches swelling up, towards the spring, thrust off the old horns, having the assist-



assistance of boughs of trees, weight of the horns, or by the willing excursion of the beast that beareth them.

It has been observed, that when a hart pricketh up his ears, he windeth sharp, very far and sure, and discovereth all treachery against him; but if they hang down and wag, he perceives no danger.

Their age is discerned by their teeth; they have four on both sides, with which they grind their meat; besides two others, which are much larger in the male than in the female.

All these beasts have worms in their heads, underneath their tongues, in a hollow place where the neck-bone is joined to the head, which are no bigger than fly-blows.

The blood of the hart is not like that of other beasts, for it hath no fibres in it, and therefore it is hardly congealed.

His heart is very great, and so are all those of fearful beasts, having in it a bone like a cross.

He hath no gall, and that is one of the causes of his long life, and therefore are his bowels so bitter, that the dogs will not touch them unless they be very fat.

The genital part of a hart is all nervous, the tail small; and a hind hath udders between her thighs, with four speans like a cow.

These are above all other beasts both ingenious and fearful, who although they have large horns, yet their defence against other four-footed beasts, is to run away.

The hart is strangely amazed, when he hears any one call or whistle in his fist: for trial of which, some seeing a hart in the plain in motion, have called him, crying ware, ware, take heed; and thereupon have seen him instantly turn back, making some little stand.

He hears very perfectly when his head and ears are erected; but imperfectly when he lets them down.

When he is on foot, and not afraid, he admires every thing he sees, and takes a pleasure to gaze at them.

A hart can naturally swim a great way, so that some which have been hunted in

forests near the sea, have plunged into it, and have been killed by fishermen twelve miles from land.

It is reported of them, that when they go to rut, and for that purpose are obliged to cross some great river or arm of the sea, they assemble in great herds, the strongest going in first, and the next in strength following him, and so one after the other, relieving themselves by rasting their heads on the buttocks of each other.

The hind commonly carries her calf eight or nine months, which usually falls in *May*, although some alter: some of them have two at once, and eat up the skin wherein the calf did lie.

As the calf grows up, she teaches it to run, leap, and the way it must take to defend itself from the hounds.

Harts and hinds are very long lived, living commonly an hundred years and upwards.

#### *Hart-Hunting.*

*Gesner*, speaking of the hunting of the hart, says, 'This wild, deceitful, and subtle beast, by windings and turnings, often deceives it's hunter, as the harts of *Meandros* flying from the terrible cry of *Diana's* hounds: wherefore the prudent hunter must frame his dogs, as *Pythagoras* did his scholars, with words of art to set them on, and take them off again at his pleasure.

Wherefore he must first of all encompass the beast in her own layer, and so unharbour her in the view of the dogs, that they may never lose her slot or footing.

Neither must he set upon every one, either of the herd, or those that wander solitary alone, or a little one, but partly by sight, and partly by their footing and smelt, make a judgment of the game, and also observe the largeness of his layer.

The huntsman, having made these discoveries in order to the chace, takes off the couplings of the dogs, and some on horseback, the others on foot, follow the cry, with the greatest art, observation, and speed, remembering and intercepting him in  
his

his subtile turnings and headings; with all agility leaping hedges, gates, pales, ditches; neither fearing thorns, down hills nor woods, but mounting a fresh horse, if the first tire; follow the largest head of the whole herd, which must be singled out of the chace; which the dogs perceiving, must follow; not following any other.

The dogs are animated to the sport by the winding of horns, and the voices of the huntsmen.

But sometimes the crafty beast sends forth his little squire to be sacrificed to the dogs and hunters, instead of himself, lying close the mean time. In this case, the huntsman must sound a retreat, break off the dogs, and take them in, that is, leam them again, until they be brought to the fairer game; which riseth with fear, yet still striveth by flight, until he be wearied and breathless.

The Nobles call the beast a wise hart, who, to avoid all his enemies, runneth into the greatest herds, and so brings a cloud of error on the dogs, to obstruct their farther pursuit; sometimes also beating some of the herd unto his footings, that so he may the more easily escape, by amusing the dogs.

Afterwards he betakes himself to his heels again, still running with the wind, not only for the sake of refreshment, but also because by that means he can the more easily hear the voice of his pursuits, whether they be far from him, or near to him.

But at last being again discovered by the hunters, and sagacious scent of the dogs, he flies into the herds of cattle, as cows, sheep, &c. leaping on a cow or ox, laying the fore parts of his body thereon, that so touching the earth only with his hinder feet, he may leave a very small or no scent at all behind for the hounds to discern.

A chief huntsman to *Lewis XII. of France*, affirms, That on a time, they having a hart in chace, on a sudden the hounds were at a fault, so as the game was out of sight, that not a dog would once stir his foot, at which the hunters were all amazed; at last, by casting their eyes about, they discovered the fraud of the crafty beast.

There was a great white-thorn, which grew in a shadowy place, as high as a moderate tree, which was encompassed about with other smaller shrubs; into this the hart having leaped, stood there a-loft, the boughs spreading from one to another, and there remained till he was thrust through by the huntsman, rather than he would yield himself up a prey to the hounds his mortal enemies.

But their usual manner is, when they see themselves hard beset, and every way intercepted, to make force at their enemy with their horns, who first comes upon him, unless they be prevented by spear or sword.

When the beast is slain, the huntsman with his horn windeth the fall of the beast, and then the whole company comes up, blowing their horns in triumph for such a conquest; among whom, the skilfullest opens the beast, rewards the hounds with what properly belongs to them, for their future encouragement: for which purpose the huntsmen dip bread in the blood of the beast to give to the hounds.

The rutting-time is the middle of *September*, and continues two months: the older they are the hotter, and the better they please the hinds, and therefore they go to rut before the young ones; and being very fiery, they will not suffer any of them to come near the hinds, till they have satisfied their venereal appetite.

But for all this, the young ones are even with the old, for when they perceive that the old are grown weak by excess of rutting, the young will frequently attack them, and make them quit the place, that they may be masters of the sport.

They may be easily killed in rutting-time, for they follow the scents of the hinds with so much eagerness, laying their noses to the ground, that they mind that only, and nothing else.

It is very dangerous for any man to come near them at that time, for then they will make at any living creature of a different kind.

In some places their lust arises in *October*, and also in *May*; and then (whereas at other times



times the males live apart from the females, they go about like lascivious lovers, seeking the company of the females.

The males, in their raging lust, make a peculiar noise.

One male will cover many females, continuing in this appetite for one or two months.

The females seem chaste, and unwilling to admit of copulation by reason of the rigour of the genital of the male; and therefore they sink down on their buttocks, when they begin to feel his semen, as it has been observed in tame harts; and if they can, the females run away, the males striving to hold them back with their fore-feet.

It cannot be well said, that they are covered standing, lying, or going, but rather running; for so are they filled with greatest severity.

When one month or six weeks is over of their rutting, they grow much tamer; and laying aside all fierceness, they return to their solitary places, digging every one by himself a several hole or ditch, in which they lie, to assuage the strong favour of their lust; for they stink like goats, and their face begins to look blacker than at other times: and in those places they live till some showers of rain fall; after which they return to the pasture again, living in flocks as they did before.

The females having been thus filled, never associate again with the male till she is delivered of her burthen, which is in about eight months, and produces generally but one at a time, very seldom two; which she lodges cunningly in some covert. If she perceive them stubborn and wild, she will beat them with her feet till they lie close and quiet.

She oftentimes leadeth forth her young, teaching it to run, and leap over bushes, stones, and small shrubs, and so continueth all the summer long, while their own strength is the most considerable.

It is very pleasant to observe them, when they go to rut, and make their vault; for when they smell the hind, they raise their nose up into the air; and if it be a great

hart, he will turn his head and look about to see whether there be none near him to interrupt and spoil his sport.

Upon this, the young fly away for fear; but if there be any of equal bigness, they then strive which shall vault first; and in the opposing each other, they scrape the ground with their feet, shocking and butting each other so furiously, that you may hear the noise they make with their horns, half a mile, so long till one of them is the conqueror.

The hind beholding this encounter, never stirs from her station, expecting, as it were the vaulting of him who shall get the mastery, who having got it, bellows, and then instantly covers her. The coats or colours of harts are of three different sorts, brown, red, and fallow; and of each of these coats there proceeds two sorts of harts, the one great, and the other small.

Of brown harts, there are some great, long, and hairy, bearing a high head, of a red colour, and well beamed, who will stand before hounds very long, being longer of breath, and swifter of foot than those of a shorter stature.

There are another sort of brown harts, which are little, short, and well set, bearing commonly a black mane, and are fatter and better venison than the former, by reason of their better feeding in young coppices.

They are very crafty, especially when in grease, and will be hardly found, because they know they are then most enquired after; besides, they are sensible they cannot then stand long before the hounds.

If they be old, and feed on good ground, then are their heads black, fair, and well branched, and commonly palmed at the top.

The fallow harts bear their heads high, and of a whitish colour, their beams small, their antlers long, slender, and ill grown; having neither heart, courage, nor force.

But those which are of a lively red fallow, having a black or brown list down the ridge of the back, are strong, bearing fair and high heads, well furnished and beamed. As there are several sorts of harts, so also

have they different heads, according to their age, country, rest, and feeding.

Here you must take notice, that they bear not their first head (which we call broches, and in a fallow deer pricks) until they enter the second year of their age.

In the third year they bear four, six, or eight, small branches: at the fourth, they bear eight or ten: at the fifth, ten or twelve: at six, fourteen or sixteen; and at the seventh year, they bear their heads beamed, branched and summed, with as much as ever they will bear, and do never multiply, but in greatness only. An old hart casteth his head sooner than the young, and the time is about the months of *February* and *March*.

*Note*, that if you geld a hart before he hath a head, he will never bear any; and if you geld him when he has a head, he will never after mew and cast it: and so if he be gelded when he hath a velvet head, it will ever be so, without fraying or burnishing.

As soon as they have cast their heads, they instantly withdraw into the thickets, hiding themselves in such convenient places where they can have good water and strong feeding, near some ground where wheat and peas are sown: but young harts do never betake themselves to the thickets till they have born their third head, which is in the fourth year.

After they have mewed, they will begin to button in *March* and *April*; and as the sun grows strong, and the season of the year puts forward the crop of the earth, so will their heads increase in all respects; so that by the middle of *June*, their heads will be summed as much as they will bear all the year.

*The names and diversity of Heads, according to the term used by Hunters*

That part which bears the antlers, royals, and tops, is called the beam, and the little streaks therein are called gutters.

That which is about the crust of the beam is termed pearls, and that which is

about the bur itself, formed like little pearls is called, pearls bigger than the rest.

The bur is next the head, and that which is about the bur is called pearls; the first is called antler, the second bur-antler: all the rest which grow afterwards, until you come to the crown, palm, or croche, are called royals, and bur-royals; the little buds or broches about the top, are called croches.

Their heads also go by several names; the first head is called a crowned top, because the croches are ranged in form of a crown.

The second is called a palmed top, because the croches are formed like a man's hand.

Thirdly, all heads which bear not above three or four, the croches being placed aloft, all of one height, in form of a cluster of nuts, are to be called heads of so many croches.

Fourthly, all heads which bear two in the top, or having their croches doubling, are to be called forked heads.

Fifthly, all heads which have double burs, or the antlers, royals, and croches, turned downwards, contrary to other heads, are only called heads.

*How to know an old Hart by the slot, entries, abatures, foils, fewmets, gait and walks, fraying-socks, bead, and branches.*

First, by the slot. You must take good notice of the treading of the hart's foot; if you find the treading of two, the one long, and the other round, yet both of one bigness, yet the long slot, will indicate the hart to be much larger than the round.

And besides, the old hart's hind-foot doth never over-reach the fore-foot; that of the young ones do.

But above all take this observation: when you have found the slot of a hart in the wood, take notice what manner of footing it is, whether worn or sharp; and accordingly observe the country, and judge by that whether either may be occasioned thereby.

For harts bred in mountains and stony countries, have their toes and sides of their feet



feet worn, by means of their continual climbing and resting themselves thereon, and not on the heel; whereas in other places they stay themselves more on the heel, than toes; for in soft or sandy ground they slip upon the heel, by reason of their weight; and thus by frequent staying themselves thereon, it makes the heel grow broader and bigger.

And thus may the age of a hart be known by his foot or treading.

The next thing to be considered is the fewmets; and this is to be judged of in *April* and *May*. If the fewmets or fewmishing be large and thick, they intimate that the hart is old.

In the months of *June* and *July*, they make their fewmets in large croteys, very soft; and from that time to the end of *August*, they make them large, long, knotty and anointed, and gilded, letting them fall but few and an scattered.

In *September* and *October*, there is no longer passing a judgment by them, by reason of the rut.

Thirdly, in order to know the height and thickness of a hart, observe his entries and galleries into the thickets, and what boughs he has over-stridden, and mark from thence the height of his belly from the ground.

By the height of the entries, a judgment is made of the age of a hart; for a young deer usually creeps, but the old ones are stiff and stately.

His largeness may be known by the height of his creeping as he passes to his harbour, the young deer creeping low, which the old will not stoop to.

Fourthly, take notice of his gait, by which you may know whether the hart be great and long, and whether he will stand long before the hounds or not; for all harts which have a long step will stand up a long while, being swift, light, and well breathed; but if he leave a great foot, which is the sign of an old deer, he will never stand long when he is chased.

Lastly, take notice of his fraying-post; where observe, that by how much the hart is the older, the sooner he goes to

fray, and the larger is the tree he chuses to fray against, and one so strong that he cannot bend with his head.

All stags as they are furnished, beat their heads dry against some tree or other, which is called their fraying-post; the younger deer do it against weaker, lesser, and lower trees; so that accordingly hunters judge confidently of their age, and of the nearness of their harbour, for that is the last action or ceremony they use before they enter it.

As to the head and branches, a hart is old; first, when the compass of the beam is large, great, and well pearled.

Secondly, when the beam is straight, thickened and well pearled, being straight, and not rendered crooked by antlers.

Thirdly, when the gutters in it are large and deep.

Fourthly, when the first antler, called an-tellier, is large, long, and near to the bur, the fur-antler near to the antler; and they ought to be both well pearled.

Fifthly, the rest of the branches which are higher, being well ordered and set, and well grown, according to the largeness and proportion of the head, and the croches, palm, or crown, being great and large too, according to the largeness of the beam, are signs of an old hart.

*How to seek a Hart in his haunts, and feeding-places, according to the seasons of the year.*

All harts change their manner of feeding every month; and as *November* is the conclusion of their rutting-time, I shall begin with that month: in this they feed in heaths and broomy places.

In *December* they herd together, and withdraw themselves into the strengths of the forests, to shelter themselves from the cold winds, snows, and frosts, and feed on the holm trees, elder trees, brambles, or any green thing they can find; and if it snow, they will skin or peel the trees like a goat.

In *January*, *February*, and *March* they leave herding, but will keep four or five in company, and in the corners of the forest will feed on the winter-pasture, sometimes

making their incursions into the neighbouring corn-fields, if they can perceive the blades of wheat, rye, or the like, appear above ground.

In *April* and *May*, they rest in their thickets and other bushy and shady places, during that season, and stir very little till rutting-time, unless they are disturbed.

There are some harts so cunning, that they will have two several layers to harbour in, a good distance one from the other, and will frequently change (for their greater security) from the one to the other, taking still the benefit of the wind.

In these months they go not to the foil, by reason of the moisture of the spring, and the dew that continually over-spreads the grass.

In *June*, *July*, and *August*, they are in the pride of their grease, and do resort to spring-coppices and corn-fields, only they seldom go where rye or barley grows.

In *September* and *October*, they leave their thickets and go to the rut, during which season they have no certain place either for food or harbour. He ought not to come too early into the springs or hewts where he thinks the hart feedeth, and is at relief, for they usually go to their layers in the springs; and if they be old, crafty deer, they will return to the border of the coppice, and there listen whether they can hear any approaching danger, and if they once chance to vent the huntsman or the hound, they will instantly dislodge.

Now is the huntsman's proper time: let him beat the outsides of the springs or thickets; if he find the track of a hart or deerr, he ought to observe whether it be fresh, which may be known by the following tokens; the dew will be beaten off, the foil fresh, or the ground broken, or printed with other tokens; so he may judge his game lately went that way.

Having found his slot or treading, and the hound sticking well upon it, let him hold him short; for he shall draw better being so held, than if he were let at length of the leam; and thus let him draw till he is come to the covert, if possible, taking notice,

by the way, of the slot, falls, entries, and the like, till he hath harboured him.

Having done this, let him plash down small twigs, some above and some below, as he shall think fit; and then while the hound is hot, let him beat the outsides and make ring-walks twice or thrice about the wood, one while by the great and open ways, that he may help himself by the eye; another while through the thickets and coverts, for fear lest his hounds should overshoot it, having still better scent in the coverts than high-ways.

If he is in doubt whether the hart is gone out of the ring-walks, or fears he has drawn amiss, then let him go to the marks that he plashed, and draw counter, till he may take up the fewmet.

#### *Directions for harbouring a Stag.*

The harbourer having taught his hound to draw mute always round the outside of the covert, as soon as his hound challenges, which he knows by his eager flourishing and straining his leam, he then is to seek for his slot; if he finds the heel thick, and the toe spreading broad, these are signs that it is an old deer, especially if it is fringed, that is broken on both the sides.

And if the ground be too hard to make any judgment from the slot, he must draw into the covert, as he passes observing the size of the entries; the larger and higher, the older the deer: as also his croppings of the tenders as he passes, the younger the deer the lower, the older the deer the higher are the branches.

He ought also to observe his fewmishings as he passes, the largeness of which bespeaks the largeness of the deer: he must also be curious in observing the fraying-post, which is usually the last opportunity he has to judge by; the eldest deer fraying highest, against the largest trees, and that being found, it may be concluded his harbour is not far off.

Therefore he ought to draw with more circumspection, checking the drawing-hound to secure him from spending when he comes



comes so near as to have the deer in the wind, which when you have discovered by his eagerness that draws him, let him retire some distance back, and round the place with the hound, first at a considerable distance, and then if he finds him not disturbed, let him make a second round within that; and this will not only secure you that he is in the harbour, but will also secure his continuance there; for he will not (except he be forced) pass that taint your hound left in the rounding of him.

So that having broke a bough for his direction, he may at any time unharbour that hart.

*How to find a Hart lost the night before.*

A huntsman may fail of killing a hart divers ways; sometimes by reason of great heat, or by being overtaken with the night, or the like.

If it should happen so, do as follows.

First, they who follow the hounds, must mark the place where they left the chace, and at break of day bring the blood hound to it, with the kennel after him.

If any hound vents, whom he knows to be no liar nor babler, he shall put his hound to it, whooping twice, or blowing two notes with his horn, to call on all his fellows about him; and if he find that the hart is gone into some likely covert or grove, then must he draw his hounds about it, and if he there renews the spot or view, let him first consider whether it be right or not; if it be right let him blow his horn.

And if he happens to find five or six layers, let it not seem strange, for harts hunted and spent do frequently make many layers together, because they cannot stand, but lie and feed.

Harts, which are hunted, most commonly run up the wind, and strait forwards as far as they are able, and finding any water or foil, do stay a long time therein, by which means their joints are so benumbed and stiffened, that coming out, they cannot go far, nor stand up long, and therefore are forced to take up with any harbour they can find which may be a present covert to them.

In the seeking of a hart in high woods, you must have regard to two things; that is, the thickets of the forest, and the season.

If it be in very hot weather, gnats, horse-flies, and the like, drive the deer out of the high woods, and they disperse themselves into small groves and thickets, near places of good feeding.

According to the coverts which are in the forest, so must the huntsman make his enquiry; for sometimes the hart lies in the tufts of white-thorn, sometimes under little trees, other whiles under great trees in the high woods and sometimes in the skirts of the forest, under the shelter of little groves and coppices.

And therefore the huntsman must make his ring-walk large or small, according to the largeness of those harbours or coverts.

*How to unharbour a Hart and cast off the hounds.*

When the relays are well set and placed, let the huntsman with his pole walk before the kennel of hounds; and being come to the blemishes, let him take notice of the spot, and such other marks as may be observed from the view of the deer, in order that he may know whether the hounds run riot or not.

Then the huntsman must cast abroad about the covert, to discover the hart when he is unharboured, the better to distinguish him by his head or otherwise.

The hart being unharboured, let all the hounds be cast off, then crying one and all, *To him, to him, That's he, that's he*, with other such words of encouragement.

If the blood-hound, in drawing, chance to over-shoot, and draw wrong or counter, then the huntsman must draw him back, saying, *Back, back, Soft, soft*, until he hath set him right again; and if he perceive that the hound hath mended his fault, by his kneeling down and observing the spot or ports, he must then cherish him, by clapping him on the back, and giving him is encouraging words; thus must he draw on with his hounds till he descries the deer.

Some deers are so cunning and crafty, that when they are unharboured from their layer, they will coast round about to find some other deer, whereby the hounds may be confounded in the change of hunts.

If the huntsman have the hart in view, he ought still to draw upon the flot, blowing and hallooing till the hounds are come in. When he finds they are in full cry, and take it right, he may then mount, keeping under the wind and coast, to cross the hounds that are in chace, to help them at default, if need require. A huntsman ought never to come nearer to the hounds in cry, than fifty or sixty paces, especially at the first uncoupling, or at casting off the relays; for if a hart make doublings, or wheel about or across before the hounds, (as he seldom does) if then you come in too hastily, you will spoil the flot or view, and so the hounds, for want of scent, will be apt to over-shoot the chace.

But if after you have hunted an hour, the huntsman perceives that the hart makes out end-ways before the hounds, and that they follow in full cry, taking it right, then he may come in nearer, and blow a recheat to the hounds to encourage them.

Hereupon the hart will frequently seek other deer at layer, and rouze them, on purpose to make the hounds hunt change, and will lie down in some of their layers flat upon his belly, and so suffer the hounds to over-shoot him; and that they may not either scent or vent him, he will gather up all his four feet under his belly, and will blow or breathe on some moist place of the ground, so that the hounds may pass by him possibly, though within a yard, and never vent him.

For which cause huntsmen should blemish at those places, by which they see the hart enter into a thicket, to the end, that if the hounds should fall to change, they may return to those blemishes, and put the hounds to the right flot and view, until they have rouzed and found him again.

A hart has another way to bring the hounds to change, and that is, when he sees himself closely pursued, and that he cannot shun

them, he will break into one thicket after another to find deer, rouzing and herding with them, continuing so to do sometimes above an hour, before he will part from them or break herd.

Finding himself spent, he will break herd, and fall a doubling and crossing in some hard high-way that is much beaten, or else in some river or brook, in which he will keep as long as his breath will permit him; and if he be far before the hounds, it may be then he will use the former device, in gathering his legs under his belly, as he lies flat along upon some hard dry place.

Sometimes he will take soil, and so cover himself under the water, that you shall perceive nothing but his nose.

In this case the huntsman must have a special regard to his old hounds, who will hunt leisurely and fearfully, whereas the young hounds will over-shoot their game.

If the hounds happen to be at a default, and hunt in several companies, then it may be guessed that the hart hath broken herd from the fresh deer, and that the fresh deer have separated themselves also: then notice is to be taken how the old staunch hounds make it, and to observe the flot; and where you see any of the old hounds challenge, cherish and encourage that hound or hounds, hastening the rest in to him, crying hark to such a hound, calling him by his name.

Here it is to be noted, that they cannot make it so well in the hard high-ways as in other places, because they cannot have there so perfect a scent, either by reason of the tracks or footing of divers sorts of beasts, or by reason of the sun drying up the moisture, so that the dust covereth the flot. Now in such places (such is the natural subtilty of the beast for self-preservation) the hart will make many crossings and doublings, holding them long together, to make the hounds give over the chace.

In this case, the first care of the huntsman is to make good the head, and then draw round apace; first down the wind, though deer usually go up the wind; and if the way is too hard to flot, then be sure



to try far enough back. Expert hounds will often do this of themselves.

But if a hart break out into a champagne country, and in the heat of the day too, *i. e.* between noon and three of the clock, then if the huntsman perceive his hounds out of breath, he ought not to force them but comfort them; and though they do not call upon the spot or view, yet it is sufficient if they do but wag their tails, for being almost spent, it is painful for them to call.

The last refuge of a hart that has been closely hunted, is the water, which in terms of art is called the foil; swimming oftenest down the stream, keeping the middle, fearing left by touching any bough by the water-side, he may give scent unto the hounds.

Whenever you come to a foil (according to the old rule, *He who will his chase find, let him first try up river, and down the wind*) be sure, if your hounds challenge but a yard above his going in, that he is gone up the river; for though he should keep the very middle of the stream, yet will that, with the help of the wind, lodge part of the stream, and imboish that comes from him on the bank, it may be a quarter of a mile lower, which hath deceived many.

Therefore first try up the stream, and where a deer first breaks foil, both man and hound will best perceive it.

Now the ways to know when a hart is spent, are these:

First, He will run stiff, high, and lompering.

Secondly, If his mouth be black and dry, without any foam upon it, and his tongue hanging out; but they will often close their mouths to deceive spectators.

Thirdly, By his spot; for oftentimes he will close his claws together as if he went at leisure, and presently again open them wide, making great glidings, and hitting his dew-claws upon the ground, following the beaten paths without doublings, and sometimes going all along by a ditch-side, seeking some gap, not having strength to leap it: yet it has been often seen, that dead-run deer have taken very great leaps.

A huntsman must therefore govern himself according to the subtilty and craft of the deer, observing the doublings and crossings, and the places where they are made; making his rings little or great, according to the nature of the places, time, and season; for hounds are apt to shoot where herbs and flowers have their most lively scent and odoriferous smell.

Neither is the perfection or imperfection of the hounds to be disregarded. And if these things be done, it will be much if you lose a hart by default.

*To kill a Hart at bay.*

It is very dangerous to go in to a hart at bay, especially at rutting-time, for at that time they are most fierce.

There are two sorts of bays; one on the land, and the other on the water. Now if the hart be in a deep water, where you cannot well come at him, then couple up your dogs; for should they continue long in the water, it would endanger their surbating or foundering.

In this case, get a boat and swim to him, with dagger drawn, or else with a rope that has a noose, and throw it over his horns; for if the water be so deep that the hart swims, there is no danger in approaching him; otherwise you must be very cautious.

As to a land bay, if a hart be burnished, then you must consider the place; for if it be in a plain and open place, where there is no wood nor covert, it is dangerous and difficult to come into him; but if he be on a hedge side, or in a thicket, then, while the hart is staring on the hounds, you may come softly and covertly behind him and cut his throat.

If you miss your aim, and the hart turn head upon you, then take refuge at some tree; and when the hart is at bay, couple up your hounds; and when you see the hart turn head to fly, gallop in roundly to him, and kill him with your sword.

The first ceremony, when the huntsman comes in to the death of a deer, is, to cry, *Ware haunch*, that the hounds may not break

in to the deer; which being done, the next is the cutting his throat, and there blooding the youngest hounds, that they may the better love a deer, and learn to leap at his throat: then the mort having been blown, and all the company come in, the best person, who hath not taken say before, is to take up the knife that the keeper or huntsman is to lay across the belly of the deer, some holding by the fore-legs, and the keeper or huntsman drawing down the pizzle, the person who takes say, is to draw the edge of the knife leisurely along the middle of the belly, beginning near the brisket, and drawing a little upon it, enough in the length and depth to discover how fat the deer is; then he that is to break up the deer, first slits the skin from the cutting of the throat downwards, making the arber, that so the ordure may not break forth, and then he paunches him, rewarding the hounds with it.

In the next place, he is to present the same person, who took say, with a drawn hanger, to cut off the head of the deer. Which being done, and the hounds rewarded, the concluding ceremony is, if it be a stag, then one blows a triple mort; and if a buck, a double one, and then all who have horns, blow a recheat in consort, and immediately a general whoop, whoop.

It was formerly termed a wind or winding horn; the horns, probably, were winding, or compassed, but afterwards strait horns grew into use, and then they used to say, blow a horn, and sound a horn; and now, *French or German* horns are in repute.

In many cases, formerly, leasing was observed; that is, one was held either cross a saddle or on a man's back, and, with a pair of dog-couples, receive ten pounds and a purse, that is, ten stripes (according to the nature of the crime, more or less severe) and an eleventh that used to be as bad as the other ten, called a purse.

There are many faults; as coming too late into the field; mistaking any term of art: these are of the lesser sort; the greater are, hallooing a wrong deer, or leaving the field before the death of the deer, &c.

**HART**, OR **STAG-EVIL**, is a sort of rheum or defluxion, that falls upon the jaws and other parts of the forehead of a horse, which hinders him from eating.

Sometimes this distemper affects the parts of the hinder quarters.

**HART ROYAL**, is an hart that has been hunted by the King or Queen, and escaped with life.

**HART ROYAL PROCLAIMED**; thus they call an hart, who having been hunted by the King or Queen, flies so far from the forest or chace, that it is unlikely he will ever return of his own accord to the place where he lodged, and that thereupon a proclamation is made in all towns and villages thereabouts, that none shall kill him or offend him, but that he may safely return, if he list.

**HASTE**, OR **QUICKEN**, **YOUR HAND**, is an expression frequently used by the riding-master, when a scholar works a horse upon volts, and the master has a mind he should turn his hand quicker to the side on which the horse works; so that if the horse works to the right, he turns quicker with his shoulders to the right; and the like is observed, if he works to the left.

**HAUNCH** OR **HANCH**, the hip, or part of the body of a living creature.

The haunches of a horse are too long, if, when standing in the stable, he limps with his hind legs farther back than he ought, and that the top or onset of his tail does not answer in a perpendicular line to the tip of his hocks; as it always does in horses whose haunches are of a just length.

There are some horses, which though they have too long haunches, yet commonly walk well; such are good to climb hills: but to balance that, they are not fit to go down a descent; for they cannot ply their hams, and they never gallop slowly, but almost at full speed.

**HAUNCH**, OR **HIP OF A HORSE**, is that part of the hind quarter that extends from the reins or back to the hough or ham.

The art of riding the great horse, has not a more necessary lesson than that of putting a horse upon his haunches; which,

in



in other terms, is called coupling him well, or putting him well together, or compact.

A horse that can't bend and lower his hips, throws himself too much upon his shoulders, and lies heavy upon the bridle.

A horse is said to be thoroughly managed when he bears well upon the hand, knows the heels, and sits well upon his hips; as,

This horse has his haunches in subjection, and falques very well; for in making his falquades, he holds his haunches very low, and bends admirably well.

To make a horse bend his hips, you must frequently go backward, and make use of the aids of the hands, and of the calves of your legs in giving him good stops; and if that does not succeed, try him upon a calade or sloping ground, after the *Italian* fashion. Hence they say,

Your horse makes his hips accompany his shoulders so well, that he is perfectly right fet. See *Put upon the HAUNCHES, CALADE, CAVESSON, FALQUADE, and FEEL.*

To drag the haunches, is to change the leading foot in galloping. See *GALLOP FALSE.*

Head in and hips in. See *HEAD.*

To gallop with the haunch in. See *GALLOPADE.*

HAUNT, habit or custom.

Among hunters, the walk of a deer, or the place of his ordinary passage.

HAUNTS OF FOWLS. It is a thing of no small moment to a fowler to be acquainted with the haunts of fowls.

In order to this you ought to understand, that all kinds of the larger fowls, *viz.* those which divide the foot, have their haunts by the sides of shallow rivers, brooks, and plashe of water; and these do not appear in flocks, but you may see here one single, there are a couple, and the like, which makes them difficult to be taken by engine or device; but they are the best flight for hawks that can be imagined.

Likewise these fowls delight in low and boggy places; and the more sedgy, marshy, and rotten such grounds are, the fitter they are for the hunting of these fowl.

They also delight in the dry parts of

drowned fens, which are over-grown with tall long rushes, reeds, and sedges

Lastly, they delight in half-drowned moors, or the hollow vales of downs, heaths, or plains, where there is shelter either of hedges, hills, tufts of rushes, or trees, where they may lurk obscurely.

The lesser fowl, which are web-footed, continually haunt drowned fens, where they may have continually plenty of water, and may swim undisturbed by man or beast: their haunt is likewise in the main stream of rivers, where the current is swiftest and least subject to freeze; and by how much such rivers are the broader and deeper, the greater delight these fowl take therein.

The wild-goose and barnacle excepted, who abide no waters above their sounding; for when they cannot reach the ouze, they instantly remove thence, seeking out more shallow places.

These two last named, are unconceivably delighted with green winter corn, and therefore you will always find them where such grain is sown, especially if the ends of the lands have much water about them.

Also the smaller fowls do very much frequent small brooks, rivers, ponds, drowned meadows, pastures, moors, plashe, meres, loughs and lakes, especially if well stored with shrubs, rushes, reeds, &c. and then they will breed there, and frequent those places both summer and winter.

HAW, a gristle which grows between the nether eye-lid and eye of a horse, and if not timely removed, will put it quite out.

It proceeds from gross, tough, and stegmatic humours, which fall from the head, and there uniting together, and indurating, at length come to this infirmity.

The signs by which this may be known, are, the watering of the eye, and the involuntary opening of the nether lid. Tho' every farrier can cut it out; but ordinarily the horse must be held fast by the head, and, with a strong double thread, put a needle in the midst of the upper eye-lid, and tie it to his head; then take the needle again, with a long thread, and put it through

gristle of the haw, and with a sharp knife cut the skin finely round, and therewith pluck out the haw.

Then take the blood out of his eye, wash it with beer or ale, and put in a good deal of salt, and afterwards wash it again, stroaking it down with your hand, and let him rest.

HAWK; this bird is distinguished into two kinds; the long-winged and short-winged hawk.

The first year of a hawk it is called a Soarage; the second an Enterview; the third a White-Hawk; and the fourth a Hawk of the first Coat.

Of the first, there are these, which were most in use here amongst us.

The Gerfalcon and its male the Jerkin.

The Falcon and ditto Tiercel Gentle.

The Lanner and ditto Lanneret.

Bockerel and ditto Bockeret.

The Saker and ditto Sakeret.

The Merlin and its male the Jack Merlin.

The Hobby and ditto Jack, or Robbin.

The Stelletto of *Spain*.

The Blood Red Rook of *Turky*.

The Waskite from *Virginia*.

Of the short-winged hawks, there are these that follow:

The Eagle and its male the Iron.

The Goshawk and ditto Tiercel.

The Sparrow-Hawk and its male the Musket.

The two sorts of *French Pie*.

Of the inferior sort, are these:

The Stanyel, or Ring Tail.

The Raven and Buzzard.

The Forked Kite and Bold Buzzard.

The Hen-driver, &c.

*Note*, For the terms used in hawking, see *the Article TERMS*.

*Of the nature and disposition of Hawks.*

There is a hawk called a blank hawk, which is a loving, and double kind of hawk; for she will diligently listen and give ear to

you and your voice; she will quickly learn to come to hand, being very eager and hot to seize whatsoever you shall either throw or give her, and will be very familiar: and when she has done what you would have her upon the ground, she will look up to your hand, and readily jump upon it.

There is a kind of swarthy, black plumed hawk, that is good mettle, and a high flyer, but hard to be reclaimed; for she will neither mind you nor your voice, but when you lure her, will look another way than that she should.

Here it is to be observed, that the female of all birds of prey are much larger and of greater bulk than the male, and are more servicable, being more watchful, hardy, and bold; but of such birds as do not prey, the cocks are the larger.

The falcon, ger-falcon, mylion, merlin, and hobby, stoop, and seize their prey with their foot, breaking with their beak the neck-bone of the fowl, without pluming or tiring thereupon, till the fowl hath left busking or bating on the foot.

The gois-hawk, with her male the tiercel, and the sparrow-hawk, kill their game by strength and force of wing at random, and plume, and tire upon the prey instantly.

*How to hood a Hawk.*

Having sealed your hawk, fit her with a large, easy hood, which you must take off and put on very often, watching her two nights, handling her frequently and gently about the head.

When you find she has no aversion to the hood, unseal her in an evening by candle-light, continue handling her softly, often hooding and unhooding her, until she takes no offence at the hood, and will patiently endure handling.

Take this observation by the way, that it is the duty of a falconer to be endued with a great deal of patience; and in the next place, he ought to have a natural love and inclination to hawks; without these



qualifications, all the professors of this art will prove marr-hawks, instead of good falconers.

If your hawk which you sealed feeds well, abides the hood and handling without striking and biting, then unseal her by candle-light in an evening, and anoint the place where the sealing-thread was drawn through, with a little spittle on your finger, then hood her again, and hold her on your fist all night, often hooding, unhooding and handling her, stroaking her gently about the wings and body, giving her sometimes a bit or two; also tiring or plumage.

Your hawk being well reclaimed, let her sit upon a perch, but keep her every night three or four hours upon the fist, stroaking, hooding and unhooding, &c. as aforesaid; and thus you may do in the day-time, when she hath learned to feed eagerly without fear.

**HAYS**; particular nets for taking of rabbits, hares, &c. common to be bought in shops that sell nets; and they may be had larger, or shorter, as you think fit; from fifteen to twenty fathom is a good length; and for depth, a fathom.

As rabbits often straggle abroad about mid-day for fresh grass; where you perceive a number gone forth to any remote brakes or thickets, pitch two or three of these hays about their burrows; lie close there: but in case you have not nets enough to enclose all their burrows, some may be stopped with stones, bushes, &c.

Then set out with the coney dog, to hunt up and down at a good distance, and draw on by degrees to the man who is with you, and lies close by the hay, who may take them as they bolt into it.

**HAYWARD**, OR **HAWARD**, a keeper of the common herd of cattle of the town, who is to look that they neither break nor crop the edges of enclosed grounds, and is sworn in the Lord's court for the performance of his office.

**HEAD OF A HORSE** should be narrow, lean and dry, neither should it be too long: but the main point is a good onset, so as he may be able to bring it into its natural

situation: which is, that all the fore-part, from the brow to the nose, be perpendicular to the ground, so that if a plummet were applied thereto, it would just raze or shave it.

Every horse that has a large head, is apt to rest and loll upon the bridle, and by that means, in a journey, tire the hand of the rider; and besides, he can never appear well with a large head, unless he has also a long and well-turned neck.

Head of a horse imports the action of his neck, and the effect of the bridle and the wrist: this horse plants his head well, and obeys the hand; such a horse refuses to place his head; he shoots out his nose, and never rest right on the hand, &c.

**HEAD IN**, AND LIKEWISE **THE HIPS**. You must passage your horse's-head and croupe in, *i. e.* work him sideways, upon two parallel lines, at step or trot, so that when the horse makes a volt, his shoulders mark a piste, or trade, at the same time, that his haunches give the track of another, and the horse plying or bending his neck, turns his head a little within the volt, and so looks upon the ground he is to go over.

**HEAD-STALL**. See **CAVESON**,

**HEADS** [amongst Hunters]; all those in deer that have double burs, or the antlers, royals and croches turned downwards, are properly termed heads.

Heads of so many croches: all heads of deer, which do not bear above three or four, the croches being placed aloft, all of one height, in form of a cluster of nuts, generally go by this name. See **HART**.

**HEARSE** [among Hunters], a hind of the second year of her age. See **BROCKET** and **HIND**.

**HEARTS**; a horse of two hearts, *i. e.* a horse that works in the manage with constraint and irresolution, and cannot be brought to consent to it.

Such horses are much of a piece with your ramingues, or kickers against the spurs.

**HEAVY**; to rest heavy upon the hand, is said of a horse, who, through the softness of his neck, weakness of his back, and weight of his fore-quarters, or thro'

weariness, throws himself upon the bridle, but withal, without making any resistance, or any effort to force the horseman's hand. Thus they say,

Your horse has too great an *appui* or rest upon the bridle; he is heavy upon the hand; trot him upon his haunches, and sustain or bear up with the bridle.

By stopping him, and making him go back frequently, you may make him light upon the hand, and so correct that fault, if it comes only from laziness and stiffness; but if it proceeds from a defect in the back, there is no remedy for it.

Though a horse is heavy upon the hand, yet that is not so great a fault as if he pressed and resisted the hand. See PRESS.

HECK, an engine to take fish in the river Ouse. A salmon heck is a grate to catch that sort of fish.

HEEL OF A HORSE should be high and large, and one side of it should not rise higher upon the pastern than the other.

For distempers in this part, and their cures. See SCABBY HEELS and SCRATCHES.

HEEL OF A HORSE, is the lower hinder-part of the foot, comprehended between the quarters, and opposite to the toe.

This being the part of a man that is armed with the spur, the word heel is taken from the spur itself: hence they say,

This horse understands the heels well; he knows the heels; he obeys the heels; he answers the heels; he is very well upon the heels: the meaning of all which is, that the horse obeys the spurs; which, in effect, is flying from them.

Make him fly from the right heel, make him fly from the left.

To ride a horse upon the hand and heels, is to make him take the aids of the hands and the heels with a tender sense.

To ride a horse from one heel to the other, is to make him go side-ways, sometimes to one heel, sometimes to another: for instance, having gone ten paces, in flying from the right heel, you make him without stopping go still side-ways in flying from the left heel, and so on alternately.

Inner heel, and outer heel. See IN AND NARROW.

HEELER, OR BLOODY-HEELED COCK; a fighting cock, that strikes or wounds much with his spurs. Cock-masters know such a cock, while a chicken, by the striking of his two heels together in his going.

HEINUSE, [among Hunters] a roebuck of the fourth year.

HELPS. To teach a horse his lesson, there are seven helps or aids to be known; these are the voice, rod, bit, or snaffle, the calves of the legs, the stirrups, the spur, and the ground. These helps are occasionally turned into corrections. See AIDS.

HERBE (grafs) a word, in the *French Academies*, signifying a reward; or some good stuff given to a horse that was worked well in the manage.

HERBER; a *French* word used by the Farriers, importing the following application.

For some diseases, such as those of the head and the anticor, they put into a horse's counter a piece of hellebore root, which makes it swell and suppurate.

HERN, OR HERON, a large wild waterfowl, with a long neck and bill, that flies high, and feeds upon fish.

A hern at siege, is a hern standing at the water side, and watching for prey.

HERN-SHAW, } a place where herna  
HERNERY, } breed.

HIDE-BOUND, a distemper in horses, where the skin sticks so fast to the back and ribs, that you cannot pull it from the flesh with your hand.

This proceeds from several causes; sometimes from poverty, and want of good ordering; sometimes by being over-heated with hard riding, and carelessly letting him stand in the wet and rain; sometimes it proceeds from foul and corrupted blood, which dries up the flesh, which wanting it's natural course, causes this shrinking of the skin together, that makes him have a great, shrivelled, and shrunk up belly to his flanks, causing his hair to stare, and his legs to swell, &c.

HIGH BEARING COCK, a term used with



with respect to fighting-cocks; which signifies one that is larger than the cock he fights with; as a low bearing cock, is one over-matched for height.

**HIND**, [among Hunters] a female stag so called in the third year of it's age. In the second year she is called a hearfe or brocks sifter: the first year a calf.

**HIND CALF**, a male hart, or hind of the first year. She fawns in *April* and *May*.

**HIND-HAND**. See **HAND**.

**HIP**. See **HAUNCH**.

**HIP-SHOT**; a horse is said to be such when he has sprained his haunches or hips, so as to relaxate the ligaments that keep the bone in it's due place.

**HIP-SHOT**, is when the hip-bone of an horse is removed out of its place; this happens to a horse many ways; by a wrench, stroke, or slip, strain, sliding, or falling.

The signs to know it, are, the horse will halt, and go sideling, and the fore hip will fall lower than the other, nay, in time, the flesh will consume away; so that if it be let alone too long, it will never be cured. See **STRAINS**.

**HOBBY**: the hobby is a hawk of the lure, and not of the fist; is a high flier, and is, in every respect, like the saker, but that she is a much less bird.

The hobby hath a blue beak, but the feet thereof, and legs, are yellow; the crinets or little feathers under her eye are very black; the top of her head is betwixt black and yellow, and she hath two white seams on her neck, the plumes under the gorge, and about the brows are reddish without spot or drop, the breast feathers for the most part brown, yet interspersed with white spots; her back, train, and wings are black aloft, having no great scales upon the legs, unless it be a few beginning behind; the three stretchers and pounces, are very large with respect to her short legs; her brail feathers are tinged between red and black; the pendant ones, or those behind the thigh, of a rusty, smoaky hue.

This bird of prey may well be called, the daring hobby; for she is not only nimble and light of wing, but dares encounter

kites, buzzards, and crows, and will give fouce for fouce, blow for blow, till sometimes they siege, and come tumbling down to the ground both together: they are chiefly for the lark, which bird does so dread the sight of her soaring in the air over her, that she will rather choose to commit herself to the mercy of men or dogs, or to be trampled on by horses, than venture into the element, where she sees her mortal enemy soaring.

This bird makes excellent sport with nets and spaniels, for when the dogs range the field to spring the fowl, the hobby soars aloft over them; the silly birds apprehensive of a conspiracy amongst the hawks and dogs to their utter ruin, dare not commit themselves to their wings, but think it safer to lie close to the ground, and so are taken in the nets: this sport is called daring.

**HOG-STEER** [amongst Hunters] a wild boar three years old.

**HOLD**, as a mare holds. See **RETAIN**.

**HOODING A HAWK**; when you have feeled her, fit her with a large easy hood, which is to be taken off and put on very often, watching her two nights, and handling her frequently and gently about the head: when you perceive she has no aversion to the hood unfeel her in an evening by candle-light, continuing to handle, hood and unhood her, as before, till at last she takes no offence, but will patiently endure handling: after unfeeling, anoint with your finger and spittle the place where the feeling-thread was drawn thro'; then hood her, and hold her on your fist all night: as soon as she is well reclaimed, let her sit upon a perch, but every night keep her on the fist three or four hours, stroaking, hooding, and unhooding her, &c.

And thus you may do in the day-time, when she hath learned to feed eagerly and without fear.

**HOOF OF A HORSE**, is all the horn that appears when his foot is set to the ground; the hoof should be of a figure very near round, and not longish, especially toward the heel, for long feet are worth nothing

The horn of the hoof should be solid, tough, high, smooth, without any circles, somewhat shining, and of a dark colour, for the white is commonly brittle, and may be known by many pieces being broke from the horn round the foot: to be excellent, the horn should be of the colour of a deer's hoof, and the whole foot round, but a little larger below than above.

The hoofs of a horse are either perfect or imperfect; the former, but now described, is so disposed, that the horse may tread more on the toe than the heel, being also upright, and somewhat hollow on the inside.

1. As for the imperfect hoof, it is that which wants any of the afore-mentioned qualities, particularly, if it be not round, but broad, and spreading out of the sides and quarters; that horse, for the most part, has narrow heels, and, in process of time, will be flat-hoofed, neither will he carry a shoe long, or travel far, but soon furbate; and by treading more upon the heels than on the toes, he will go low on the pasterns, so that his feet, through weakness, become subject to false quarters, gravelling, &c.

2. Others are rugged, or brittle-hoofed: when the hoof is not smooth, and full of circles like rams horns, it is not only unseemly to the eye, but even a sign that the foot is in no good temper, but too hot and dry.

3. Some hoofs are long, which cause the horse to tread all upon the heels, to go low in the pasterns, and by that means to breed wind-galls.

4. There are some crooked hoofs, broad on the outsides, and narrow on the inside, whereby the horse is splay-footed; this will oblige him to tread more inward than outward, and go so close with his joints together, that he cannot well travel without interfering, or perhaps striking one leg so hard against the other as to become lame; but if it be broad within, and narrow without, that is not hurtful, yet will occasion the horse's gravelling more on the outside than the inside.

5. Others have flat hoofs, and not hollow

within, which give rise to the inconveniences above specified in the first sort of imperfect hoofs; but if it be too hollow, it will dry the faster, and make him hoof-bound, since the too hollow hoof is a strait, narrow one, and grows upright; for though the horse treads upright, and not on his heels, yet such kind of hoofs will dry too fast, if not continually stopped.

6. When the frush is broad, the heels will be weak, and so soft, that you may almost bend them together, then he will never tread boldly on the stones or hard ground.

7. Some have narrow heels; they are tenderest, that at last the horse will grow to be hoof-bound. *See SHOERING.*

**HOOF BONY**, is a round bony swelling, growing upon the very top of an horse's hoof, and always is caused by some blow or bruise, or by bruising himself in his stall, by endeavouring to strike at a horse that stands next him, and so strikes against the bar that parts them.

The cure is, first to digest the swelling, either with rotten litter, or hay boiled in old urine, or else with a plaister of wine-lees and wheaten-flower boiled together to ripen it and bring it to a suppuration, or dissolve the tumour.

But if it come to a head, lance it in the lowest part of the softness, with a thin hot iron to let out the matter.

Tent it with turpentine, deer's suet and wax, of each equal quantities melted together; laying a plaister of the same salve over it, to keep in the tent till it be thoroughly well.

**HOOF-BOUND IN A HORSE**, is a shrinking of the hoof at the top, and at the heel, which makes the skin stare above the hoof and so grow over it.

It may happen to a horse divers ways; either by keeping him too dry in the stable, by strait shoeing; or else by some unnatural heat after foundering.

The signs of it are, he will halt much; his hoofs will be hot, and if you knock them with a hammer, they will sound hollow like an empty bottle.



As for the cure, that being the proper business of the farrier, I shall omit to prescribe for it here.

**HOOF-BRITTLE**, an infirmity in horses, proceeding either naturally or accidentally; naturally from the fire or dam; accidentally from a surfeit, that falls down into their feet; or else from the horse's having been formerly foundered.

For the cure, take unwrought wax, turpentine, sheep's-suet, and hog's-grease, of each four ounces; fallad oil, a quarter of a pint, and of dog's-grease, half a pound; boil them all together, and keep them in a gally-pot for use.

With this anoint the hoof well for two or three days, especially at the setting on of the hair, and stop them with cow-dung and hog's-grease melted together.

**HOOF-CAST, OR, CASTING OF THE HOOF**, is, when the coffin falls clean away from a horse's foot.

**HOOF-SWELLED**; an infirmity that sometimes happens to young horses by being over-ridden, or too hard wrought, which causes them to swell in that part, by reason of the blood falling down and settling there, which, if not speedily removed, will beget a wet spavin.

It proceeds from some founder, prick, or flap, breaking on the top round about the coronet, which in time causes it to fall off.

For the cure, take the strongest aqua-fortis you can get, and first file or draw away the old hoof somewhat near with a file or drawing-iron; then touch the hoof, so prepared, three or four dressings or more, with the aqua-fortis, and anoint the foot with an ointment made of one pound of hog's-grease, patch-grease, three quarters of a pound; Venice turpentine, five ounces; new wax, three ounces, and fallad oil, three ounces; all melted together over the fire: the coffin of the foot, up to the top, being anointed with this, a new hoof will grow on it.

**HOOF LOOSENED**, is an infirmity in a horse; it is a dissolution or dividing of the horn or coffin of his hoof from the flesh, at the setting on of the coronet.

Now if the paring be round about the coronet, it proceeds from his being foundered; if in part, then by a prick of some channel nail, quitter-bone, retreat, graveling, cloying, or the like,

When the hoof is loosened by foundering, it will break first in the fore part of the coronet, right against the toes, because the humours also are disposed to descend toward the toe.

But if it proceeds from pricking, graveling, and the like, then the hoof will loosen round about equally at first; but if it be caused by a quitter-bone, or hurt upon the coronet, it will break right above the grieved part, and is very rarely known to go any farther: as for the cure of the former, they are properly the business of a farrier.

**HORN.** See **HOOF**.

**HORN**; to give a stroke with the horn, is to blood a horse in the roof of the mouth, with the horn of a stag or roe-buck, the tip and end of which is so sharp and pointed, as to perform the office of a lancet.

We strike with the horn in the middle of the fourth notch, or ridge of the upper jaw.

**HORNS OF A DEER CASTING**, is a singular phenomenon, the true reason of which seems to be a stoppage of the circulation; so that being deprived of the nourishing juice, they fall off much in the same manner as the leaves of trees do in autumn. About ten days after the horns are cast, the new ones begin to appear: these at first are soft and hairy, but they afterwards grow hard, and the creature rubs off the hair.

**HORN-GELT**, a tax within the bounds of a forest, for all manner of horned beasts.

**HORSE**, a four-footed animal, of great use to mankind, especially in the country; this creature being by nature valiant, strong, and nimble, above all other beasts, most able and apt to endure the extremest labours, the moist quality of his composition being such, that neither extreme heat dries up his strength, nor the violence of the cold freezes the warm temper of his moving spirits: he is most gentle and loving to man, apt to be taught,

taught, and not forgetful when an impression is fixed in his brain, being watchful above all other beasts, and will endure his labour with an empty stomach. He is naturally given to cleanliness, and has an excellent scent, even not so much as to offend any man with all his ill favours. For the different symptoms of sickness, *see* SICKNESS OF HORSES.

Now for his shapes in general; the usual character is, that he must have the eyes and joints of an ox, the strength and foot of a mule, the hoofs and thighs of an ass, the throat and neck of a wolf, the ear and tail of a fox, the breast and hair of a woman, the boldness of a lion, the shape and quick-sightedness of a serpent, the face of a cat, the lightness and nimbleness of a hare, a high pace, a deliberate trot, a pleasant gallop, a swift running, a rebounding leap, and to be present, and quick in hand.

As to his colours, the Reader is referred to the article, *Colours of a Horse*; only it is fit to mention here, that the best colours are the brown bay, dapple-grey, roan, bright bay, black with a white near-foot behind, white fore-foot before, white star; chestnut or sorrel with any of these marks, or dun with a black list.

But to return to the more particular shapes of a horse, and so set them in view in the best manner, it is required that the hoof be black, smooth, large, dry, round, and hollow; the pasterns straight and upright, fetlocks short; the legs strait and flat, called also lash-legged; the knees bony, lean, and round; the neck long, high reared, and great towards the breast; the breast large and round; the ears long, sharp, small, and upright; the forehead lean and large; the eyes great, full, and black; the brows well filled, and shooting outwards; the jaws slender and lean, wide and open; the mouth great; the head large and lean, like to a sheep; the mane thin and large; the withers sharp and pointed; the back short, even, plain, and double chined; the sides and ribs deep, large, and bearing out like the cover of a trunk, and close shut at the huckle bone; the belly

long and great, but hid under the ribs; the flanks full, but yet gaunt; the rump round, plain, and broad, with a large space between the buttocks; the thighs long and large, with well fashioned bones, and those fleshy; the hams dry and strait; the truncheon small, long, well set on, and well couched; the train long, not too thick, and falling to the ground; the yard and stones small; and he should be well risen before. For his quality, *see* VIGOUR. For the different parts of a horse, *see the Article PARTS*.

The horse should have a broad forehead, a great eye, a lean head; thin, slender, lean, wide jaws; a long, high, rearing neck; rearing withers; a broad, deep, chest and body, upright pasterns, and narrow hoofs.

There are very many things relating to a horse, and very necessary to be known, which will be found under their proper articles; only there are a few which are not so conveniently reducible under such heads, which must have room here.

To begin with turning a horse to grass: you ought, eight or nine days before you do it, to take blood of him; next day after, give him the drink called diapente, and in a day or two after his drink, abate of his cloaths by degrees, before you turn him out, lest by taking them off on a sudden he should take cold; and curry him not at all after his cloaths are taken off, but let him stand in his dust, for that will keep him warm; neither is it proper to put him out till the middle of *May*, at soonest, for till that time grass will not have bite enough; and let the day be warm, sun-shine, and about ten o'clock, for horses pampered in stables, and kept close, will be very subject to take cold.

To take him up from grass, he must be very dry, else he will be subject to be scabby; and that not later than *Bartholomew-tide*, when the season begins to let cold dews fall, that cause much harm to your horse; and then also the heart of the grass begins to fail, insomuch, that the grass which he then feeds upon breeds no good nourishment, but  
grofs,



gross, phlegmatic, and cold humours, which putrify and corrupt the blood; also take him up very quickly, for fear of melting his grease, his fat gotten at grass being very tender: and a day or two after he is in the stable, let him be shod, let blood, and drenched, which will prevent the staggers, yellows, and the like distempers, occasioned by the gall and spleen, which the heart and strength of the grass, through the rankness of the blood, engenders in the body.

But the curious, after they have taken the horse into the stable, before they either blood or drench him, in a hot, sun-shining day, take him out into a convenient place, and there trim him; where taking ordinary washing soap, anoint his head and every part of him with it all over, taking care that none gets into his eyes and ears; then they wash him very well all over with warm water, wiping him with a warm linen cloth, and afterwards rubbing him dry with woollen cloths; then soap him all over again, especially his mane and tail, and wash him very clean with back lye, with a wisp or woollen cloth, and when they have sufficiently cleansed him, dry him as before, and leading him into the stable, let him be cleansed with a clean, thin, soft cloth.

So much for turning in, and out of grass. There are two or three things more to be added, that are of some importance in reference to this noble creature; and the first is, to make a horse follow his master, and to find him out and challenge him amongst ever so many people.

Take a pound of oatmeal, to which put a quarter of a pound of honey, and half a pound of liquorice, make a little cake thereof, and put into your bosom next to your naked skin, then run and labour yourself till you sweat, when so, rub all your sweat upon your cake; then keep the horse fasting a day and a night, and give it him to eat, which done, turn him loose, and he shall not only follow you, but also hunt and seek you out when he has lost you; and when he comes to you, spit in his mouth, anoint his tongue with your spittle, and thus doing, he will never forsake you.

Another thing, is to shew how to make a horse look young: take a crooked iron, no bigger than a wheat corn, and having made it red hot, burn a little black hole in the tops of the two outermost teeth of each side the nether chap before, next to the tusks when the mark is worn out, then pick it with an awl blade, making the shell fine and thin: then with a sharp scraping-iron make all his teeth white and clean; this done, take a fine lancet, and about the hollows of the horse's eyes which are shrunk down, make a little hole only through the skin, and put in the quill of a raven or crow, and blow the skin full of wind; then take the quill out, lay your finger on the hole a little while, and the wind will stay in, and he will look as youthful as if he were but six years old.

This way of making a horse look young, is by horse-courfers called bishoping, and is necessary to be known by countrymen and others, not to cheat others with, but to prevent their being cheated themselves; and therefore they should have great regard to the Rules for buying Horses, which is an article by itself, and to which all persons are referred to.

There may be other lawful occasions, besides service of war, to prevent a horse from neighing; for which end, take a list of woollen cloth, and tying it fast in many folds about the midst of his voice, or wind-pipe, and it will do, for it has been often tried and approved. *See* MARES, HORSE-FEEDER, TRAVELLING-HORSE, DRAUGHT-HORSE, STALLIONS, HORSE'S AGE, COLOURS OF A HORSE, COLT-TAMING, STUD, &c. You will likewise meet with the several diseases incident to horses, under their Articles, together with the several methods and prescriptions for the cures, too long to be here named. For his vices and how they may be remedied, *see* VICES.

**HORSE-FEEDER:** there are many observations to be made by one engaged in this office, in order to perform it well, especially when he has the care of running-horses, but we shall only mention a few.

1. As to meat or drink, if there be any such,

such, or other nourishment that he knows good for a horse, which the beast refuses, you must not thrust it violently upon him, but by gentle enticements win him thereto, tempting him when he is most hungry or most dry; if he get but a bit at a time, he will soon increase to a greater quantity.

Ever let him have less than he desires; and that he may be brought the sooner to it, mix the meat he loves best with that he loves worst, till both be equally familiar, so shall he be a stranger to nothing that is good and wholesome.

2. If he finds a horse subject to stiffness and lameness, to the surbate, or to tenderness of feet, then he should give him his heat upon smooth, carpet earth, or forbear strong grounds, hard high-ways, cross-ruts and furrows, till extremity compel him.

3. For the condition of a horse's body, he must account the strongest state which is the highest and fullest of flesh, so it be good, hard, without inward foulness, to be the best and most proper for the performing of matches: and herein you must consider, first, the shape of a horse's body, there being some that are round, plump, and close knit together, which will appear fat and well shaped, when they are lean and in poverty; while others that are raw-boned, slender, and loose knit, will appear lean and deformed, when they are fat, foul, and full of gross humours.

So likewise for their inclinations; for some horses at the first, feed outwardly, and carry a thick rib, when they are inwardly as lean as may be; whereas others appear lean to the eye, when they are only greafe.

In which case the feeder has two helps to improve his knowledge, the outward, and the inward one.

4. The first is, the outward handling and feeling the horse's body all over his ribs, but particularly upon his short and hindmost ribs, and if his flesh generally handle soft and loose, and the fingers sink therein as in down, he is foul without all question; but if it be hard and firm, and only soft upon the hindmost rib, he has greafe and foul matter within him, which must be voided,

whatever comes of it. And for the inward help, that is only sharp exercise, and strong scouring, the first to dissolve, and the latter to bring it away.

5. It is the feeder's business to observe the horse's stones, for if they hang downwards, or low from his body, he is out of lust and heart, and is either sick of greafe or other foul humours; but in case they lie close trussed up, and hid in a small room, then he is healthful, and in good plight.

6. As to his limbs, the feeder or groom must ever before he runs any match or heat, bathe his legs, from the knees and gambrels downwards, either with clarified dog's-greafe, trotter oil, or the best hog's-greafe, and work it in well with his hands, not with fire, for what he gets not in the first night, will be got in the next morning, and what is not got in then, will be got in when he comes to uncloth at the end of the course; so that the ointment need be used but once, but the rubbing as often as there is opportunity.

7. The feeder may in any of the latter fortnights of a running horse's feeding, if he finds him clear, and his greafe consumed, about six in the evening, give him water in a reasonable quantity, made luke-warm, keeping him fasting an hour after: also, if through the unseasonableness of the weather you cannot water him abroad, then at your watering hours you are to do it in the house, with warm water, and an handful of wheat meal, bran, or oatmeal, finely powdered, (which last is the best) put into the water, which is very wholesome.

8. He must have special regard to all airings, breathings, and other exercises whatever; to the sweating of the horse, and the occasion, for if he sweat on little or no occasion, as walking a foot-pace, standing still in the stable, and the like; this shews that the horse is faint, foul fed, and wants exercise: but if upon good occasions, as strong heats, great labour, and the like, he sweat, and it is a white froth like soap-suds, he is inwardly foul, and also wants exercise: again, if the sweat be black, and as it were only water thrown upon him, without any frothi-



frothiness, then he is cleansed, and in good lust, and good case, and may be rid without any danger.

9. And lastly, he should observe his hair in general, but especially on his neck, and those parts that are uncovered, for if they lie sleek, smooth, and close, holding the beauty of their natural colour, the horse is in good case; but if rough and staring, or discoloured, he must be inwardly cold at heart, and wants both cloaths and warm keeping.

**HORSE-HAIR NOOSES**, are devices to take birds by the neck or legs, sometimes by both; the most proper places for that purpose, being amongst bushes and small coppices, and the manner thus:

Make little hedge-rows, about half a foot high, by sticking small furz-bushes, brambles, or thorns, &c. in direct or crooked lines, of such a length and number as you think fit, according to the game you suppose the place may afford; and then at several distances, leave little open spaces big enough for the birds to pass through. The letters A, B, C, shew the passages or void spaces, in every one of which you must fix a short stick, of the bigness of one's finger, and tie thereto a noose of horse-hair, finely twisted, with a slip-knot, that the fowl endeavouring to pass through may draw it upon his neck, and so be strangled. *See Plate VII.*

But for woodcocks, the springs are to be laid flat on the ground, to catch them by the legs; and good store of partridges may also be taken by these devices, set across a ploughed furrow, in the bottom, in case there be any in the field. *See Plate XVIII.*

**HORSE-LOCK AND KEY**, an instrument to open a horse's fetter, or chain-lock.

It is a square iron plate, bent at one end, having a square hole and nicks in one part of it, to answer the springs and wards within the bolt; the other end is bent half round, with a small turn at the end to make it look handsome.

**HORSE-MEASURE**, a rod of box to slide out of a cane, with a square at the end, being divided into hands and inches, to measure the height of horses.

**HORSE-SHOE**; of these there are several sorts: 1. That called the planch-shoe or panceler, which makes a good foot, and a bad leg, by reason it causes the foot to grow beyond the measure of the leg; though for a weak heel it is exceeding good, and will last longer than any shoe, being borrowed from the moil, that has weak heels and frushes, to keep the feet from stones and gravel.

2. Shoes with calkins, which tho' they be intended to secure the horse from sliding, yet they do him more harm than good, in that he cannot tread evenly upon the ground, whereby many times he wrenches his foot, or strains some sinews, more especially upon stony ways, where the stones will not suffer his calkins to enter, the foot slips with more violence; though some do not think a horse well shod unless all his shoes be made with calkins, either single or double; however the double ones are less hurtful, for he will tread evener with them than with single calkins, but they must not be over long, or sharp pointed, but rather short and flat.

3. There are shoes for rings, which were first invented to make a horse lift his feet up high, though such shoes are more painful than helpful, and it is an displeasing sight: this is used for horses that have not found hoofs, for tender feet fear to touch the ground that is hard: but what is intended for a remedy, proves a prejudice to the horse, by adding high calkins, or else these rings to his shoes, for by that means he is made to have weaker heels than before.

4. Shoes with swelling welts, or borders round about them, are used in *Germany*, &c. which being higher than the heads of the nails, save them from wearing; and these are the most lasting shoes, if made of well tempered stuff, for they wear equally in all parts, and the horse treads equally upon them.

5. Others that use to pass mountains where smiths are not so easily to be met with, carry shoes about them with vices, whereby they fasten them to the horse's hoof without the help of the hammer or nail, notwithstanding it is more for shew than any good

service; for though this sort of shoe may save his feet from stones, yet it so pinches his hoof, that he goes with pain, and perhaps injures it more than the stones do: therefore upon such emergent occasions, it is better to make use of a joint-shoe, which is made of two pieces, with a flat rivet-nail joining them together in the toe, so that you may make it both wide and narrow to serve any foot.

6. The patten-shoe, is necessary for a horse that is burnt in the hip, stifle, or shoulder, which will cause him to bear upon that leg where the grief is, and consequently use it the better.

7. A shoe proper for flat feet.

8. The panton, or pantable-shoe, which opens the heels, and helps hoof-binding.

These are of admirable use, in regard that they never shift upon the feet, and continue firmly in one place.

9. And lastly, the half panton shoe.

**HORSE-RACING**; a diversion more used in *England* than in all the world beside. Horses for this use should be as light as possible, large, long, but well shaped; with a short back, long sides, and a little long-legged, and narrow-breasted, for such will gallop the lighter and nimbler, and run the faster. *Soleyfel* says, he should be somewhat long bodied, nervous, of great mettle, good wind, good appetite, very swift, and sensible of the spurs; that he ought to be of an *English* breed, or barb, of a little size, with pretty small legs, but the back sinews a good distance from the bone, short-jointed, and have neat well-shaped feet.

The excellent breed we have of horses for racing in our own country, though through several abuses they have been unfortunately mischievous to a great many persons, yet if rightly regulated and made use of, might be very advantageous, as well as pleasant and diverting to men of quality; and that is by having plates run for at several times, and in several countries, by which we may come exactly to know the speed, wind, force, and heart of every horse that runs, which directs us infallibly in our choice, when we would furnish our selves for hunt-

ing, breeding, road, and the like; whereas without such trials, we must stand to the hazard, and not be at any certainty to meet with good ones. A horse may travel well, hunt well, and the like, and yet when he comes to be pressed hard, and forced to the extremity of what he can do, may not prove good at heart; and more particularly, some racers have been beaten only by their hearts sinking in them (that have wanted neither wind nor speed) when they come to be hard pressed.

It were indeed to be wished, that our Nobility and Gentry would not make so much a trade of racing; and when they run only for plates, or their matches, that they would do it for no more than may be lost without damaging their estates; but to run for so great a sum, that the loss cannot be well borne, and consequently endeavouring to win the same, if not more back again, it draws them into vast expence by way of preparation for revenge, the consequences of which need not be mentioned. On the other hand, if a person proves successful, he is but too apt to fancy he shall prove so again, and sets up for a brother of the spur, but runs so fast, that sometimes neither estate nor friends can keep along with him, and so turns his diversion into misfortunes.

As to the method of ordered running-horses, or what is called keeping, since Noblemen and Gentlemen will do so, they will find what is proper to be done in that respect under the article running-horses, and therefore we will only here suppose a horse set to run for a plate, and that the hour of starting is at hand, when the drum beats or the trumpet sounds, according to the custom of the place where you run, to give notice for stripping and weighing; be sure in the first place, to have your stomach empty, only take something to keep out the wind, and to strengthen you: if you are light, that you must carry weight, let it be equally quilted in your waistcoat; but it is better if you are just weight, for then you have no more to do than to dress you, according to your own fancy; your cloaths should be of coloured silk, or of white



white holland, as being very advantageous to the spectators; your waistcoat and drawers must be made close to your body, and on your head a little cap tied on; let your boots be gartered up fast, and your spurs must be of good metal; then mount and come to the starting place, where going off briskly or gently, as occasion requires, make your horse perform the course or heat, according to your intended design, particularly, if you would win the same, and that your horse excels in goodness more than speed, start him off roundly, and run him to the very top of what he can do, during the whole course or heat; and by that means, if the horse you run against be not so good at the bottom, though he has more speed, you shall beat him, because he will be run off of it a great way before he comes to the end. But on the contrary, if your horse's talent be speed, all that you can do is to wait upon the other horse, and keep behind till you come almost to the stand, and then endeavour to give a loose by him: sometimes when you are to run more heats than one, it will be your policy to lose a heat; and in that case you must, for the easing and safeguard of your horse, lie behind all the way as much as you can, provided you bring him in within distance.

The posture to be observed is, that you place yourself upon your twist, with your knees firm, and your stirrups just at such a length, that your feet, when they are thrust home in them, you can raise yourself a little in the saddle, for your legs, without that allowance, will not be firm when you come to run; the counter-poize of your body must be forward, to facilitate your horse's running, and your elbows must be close to your body; but be sure, above all things, that you do not incommode your horse by swagging this or that way, as some do, for since weight is a great matter in running, and that a troublesome rider is as bad as so much more weight, there is no need to say how necessary it is to take great care of your seat and hand; you must therefore beware of holding yourself by the bridle, or of jobbing your horse's mouth

upon any occasion; you must take your right rein in the same hand, holding up the horse, &c. as you find it necessary, and every now and then remove the bridle in his mouth: But these things are best learned by experience and practice.

A plate being to be run for by heats, every man that rides must be just weight at starting, in great scales for that purpose, and at the end of the same heat; for if you want of your weight at coming in, you shall lose your heat, though you are the first horse: you have half an hour between the first and second, to rub your horses, and at the warning of the drum and trumpet again, you mount, &c. as before, and so till all is done, which is three, and sometimes three heats and a course.

Nothing need be said of the ceremonies relating to the judges, and the articles by which plate-races and matches are regulated, since they are settled according to the different customs of the places where you run.

If you do not breed racers yourself, be sure you buy no horse that has not extraordinary good blood in his veins, for the charge of keeping is great, and a good one eats no more than a bad, and requires no more attendance; some to save twenty or thirty guineas in the price of a young horse, have lost hundreds by him afterwards.

A horse that you have tried once or twice at a twelve-stone plate, you may be sure will make an extraordinary good hunter; and you are to observe, that the posture, manner of riding, &c. is the same in a match as in a plate-race, only that there being but a single course to be run, you must push for all at that one time; whereas when there are several heats, there is more saving, and variety of play.

HOTTS or HUTTS, are the pounces and round balls of leather stuffed, and tied to the spurs of fighting cocks, to keep them from hurting one another in sparring.

To HOVER, to flutter or fly over, with wings stretched out; to hang over.

HOUGH, OR HAM OF A HORSE, is the joint of the hinder quarter, which joins the thigh to the leg.

**HOUGH-BONY** ; a swelling on the tip or elbow of the hough in a horse's hinder-quarters, about as big as half a tennis-ball.

*To HOUND* A STAG, [among Hunters] to cast the dogs at him.

**HOUND**, a hunting dog. See *the different kinds under the articles GRAY-HOUND, BLOOD-HOUND, &c. also a kind of fish. For Terms concerning Hounds, &c. see the Article TERMS. For their methods of entering for a Hare, see HARE-HUNTING.*

**HOUZING**, is either boot-houzing or shoe-houzing; the former is a piece of stuff made fast to the hinder-part of the saddle, which covers the croupe of the horse either for ornament, or to cover the horse's leannels, or to preserve the rider's cloaths, and keep them from being daubed with the sweat of the horse.

The houzing, for such as ride with shoes, is commonly a piece of scarlet cloth embroidered with gold fringe, and put round the saddle so as to cover the croupe, and descend to the lower part of the belly to save the stockings, when you mount in shoes.

**HUNGRY EVIL**, is an inordinate desire in horses, to eat.

It proceeds either from great emptiness or want of food, when the beast is even at the utmost pinch, and almost chapfallen; tho' it sometimes proceeds from cold outwardly taken; sometimes by travelling long in frost and snow, or through barren places: this outward cold affecting the stomach so far, that it's action and faculties are depraved.

The tokens of this distemper, are an alteration in the horse's manner of feeding, when he has lost all manner of temperance, and chops at his meat, as if he would even devour the manger.

For the cure: In order to comfort his stomach, give him great slices of bread toasted and steeped in sack, or give him wheat-flower in wine, or wheat-meal in milk, a quart at a time, or else let him eat bread made of pine-nuts.

But there is nothing better than to feed him moderately several times in a day with

good bean-bread well baked, or oats well dried and sifted.

*To HUNT*; the pursuing of birds or four-footed beasts, of which there are several sorts, which differ according as the animals are, which you hunt, and the places where they are; four-footed beasts are hunted in the fields, woods, and thickets: they kill them with guns, and others shoot birds in the air, take them with nets, or birds of prey; make use of greyhounds for deer, does, roebucks, and even foxes, hares, and coney, &c.

Hunting indeed is a noble, manly recreation, not only commendable for princes and great men, but gentlemen, and others too, there being nothing that recreates the mind more, strengthens the limbs, whets the stomach, and cheers up the spirits; so that it has merited the esteem of all ages and nations, how barbarous soever they might have been.

Hunting is described under the heads of animals which are hunted, whether with dogs, taken with nets, or by birds of prey; which the reader is referred to.

All sorts of weathers are not proper for hunting; high winds and rain are obstacles to this diversion.

In the spring-time, you must take it in the night with nets; in the summer, it is the diversion of the morning; but in the winter, it should not be followed but from nine in the morning till two in the afternoon. The general rule is, that you place yourself under the wind where you seek to wait for game; and the way to know it is, to take a piece of paper, and observe which way the wind blows it. *For the terms used by Huntsmen, see the Article TERMS.*

*To HUNT CHANGE*, is when the hounds or beagles take fresh scent, and follow another chace, till they stick and hit it again.

*To HUNT COUNTER*, signifies that the hounds hunt it by the heel.

**HUNTING THE FOIL**, is a term or phrase used of the chaces going off, and coming on again traversing the same ground to deceive the hounds or beagles.

HUNT-



**HUNTING-HORSE**; a horse designed for this manly exercise, whose shape should be generally strong and well knit together, making equal proportions; for you are to observe, that which has unequal shapes shew weakness, so equal ones shew strength and durance; and what we call unequal, are a great head and a little neck; a big body, and a thick buttock; a large limb to a little foot, &c. whereas he should have a large and lean head, wide nostrils, open channelled, a big weasand, and strait windpipe.

To order the hunting-horse: while he is at rest, let him have all the quietness that may be; let him have much meat, much litter, much dressing, and water close by him; let him sleep as long as he pleases; keep him to dung rather soft than hard, and look that it be well coloured, and bright, for darkness shews greafe; redness, inward heat: and after his usual scourings, let him have exercises, and mashes of sweet malt, or let bread, or clean beans; or beans and wheat mixed together are his best food, and beans and oats the most ordinary.

But Sir *Robert Charnock's* way of hunting in buck-season, was, never to take his horse up into the stable during the season, but he hunted him upon grass, only allowing him as many oats as he would well eat; and this he approved of as a very good way, for if there be any molten greafe within him, which violent hunting may raise up, this going to grass will purge it out: it is affirmed, the same gentleman has rid his horse three days in a week during the season, and never found any inconveniency, but rather good from it, so that care be taken to turn the horse out very cool.

You may furnish yourself with a horse for hunting at some of our fairs, which should have, as near as can be, the following shapes:

A head lean, large, and long; a chaul thin; and open ears, small, and pricked; or, if they be somewhat long, provided they stand upright, like those of a fox, it is usually a sign of mettle and toughness.

His forehead long and broad, not flat,

and, as it is usually termed, hare-faced, rising in the midst like that of a hare, the feather being placed above the top of his eye; the contrary being thought by some to betoken blindness.

His eyes full, large, and bright; his nostrils wide, and red within, for an open nostril is a sign of a good wind.

His mouth large, deep in the wikes and hairy; his thropple, weasand, or wind-pipe big, loose, and strait, when he is reined in with the bridle; for if, when he bridles, it bends like a bow, (which is called cock-thropled) it very much hinders the free passage of his wind.

His head must be so set on to his neck, that a space may be felt between his neck and his chaul; for to be bull-necked is uncomely to sight, and also prejudicial to the horse's wind.

His crest should be firm, thin, and well-risen, his neck long and strait, yet not loose and pliant, which the northern men term withy-cragged.

His breast strong and broad, his chest deep, his chine short, his body large and close shut up to the huckle-bone.

His ribs round like a barrel, his belly being hid within them.

His fillets large, his buttocks rather oval than broad, being well let down to the gascoins; his cambrels upright, and not bending, which some call sickle-houghed; though some look upon this to be a sign of toughness and speed.

His legs clean, flat, and strait; his joints short, well knit, and upright, especially betwixt the pasterns and the hoof, having but little hair on his fetlocks; his hoofs black, strong, and hollow, and rather long and narrow, than big and flat.

Lastly, his mane and tail should be long and thin rather than thick, which is counted by some a mark of dullness.

As to marks or colours, though they do not absolutely give testimony of a horse's goodness, yet they, as well as his shape, intimate in some part, his disposition and qualities: the hair itself oftentimes receives the variation of it's colour, from the dif-

ferent

ferent temperature of the subject out of which it is produced.

And some do not scruple to affirm, that where ever you meet with a horse that has no white about him, especially in his forehead, though he be otherwise of the best reputed colours, as bay, black, or sorrel, he is of a dogged and fullen disposition, especially if he have a small pink eye, and a narrow face, with a nose bending like a hawk's bill.

*The age, &c. of a Hunter.*

Having procured a horse suitable to the former descriptions, or your own satisfaction at least, and which is supposed to be already grounded in the fundamentals of this art, being taught such obedience, as that he will readily answer to the horseman's helps and corrections both of the bridle and hand, the voice, the calf of the leg, and the spurs; that he knows how to make his way forward, and hath gained a true temper of mouth, and a right placing of his head, and that he has learned to stop, and turn readily; for unless he has been perfectly taught these things, he can never proceed effectually.

The horse being thus prepared, should be five years old, and well way'd before you begin to hunt him; for although it is customary with some to put him to hunt at four years old, yet at that age his joints not being well knit, nor he attained to his best strength and courage, he is unable to perform any work of speed and toughness, and will be in great danger of strains, and other maladies, and also a daunting of his spirit, and abating his natural courage.

Your horse being full five, you may, if you please, put him to grass, from the middle of *May* till *Bartholomew-tide*, for then the season will be so hot, it will not be convenient to work him.

*Bartholomew-tide* being now come, and the pride and strength of the grass nipped by the severe frosts and cold dews, so that the nourishment of it turns to raw crudities, and the coldness of the night abates as

much of his flesh and lust as he gets in a day, take him from grass while his coat lies smooth and sleek. *See STABLE.*

Having brought him home, let your groom set him up that night in some secure and spacious house, where he may evacuate his body, and so be brought to warmer keeping by degrees, and the next day stable him.

It is indeed held as a general rule, among the generality of grooms, not to clothe nor dress their horses till two or three days after they have stabled them, (though there is little reason for it but custom); yet this custom conducing little to either the advantage or prejudice of the horse, I shall leave every one to their own fancies.

But as to the custom of giving the horse wheat-straw, to take up his belly, (which is also generally used by grooms at the first taking up and housing a horse) some persons very much disapprove of, for they say, that the nature of a horse being hot and dry, if he be fed with straw, which is so likewise, it would straiten his guts, and cause an inflammation of his liver, and by that means distemper his blood; and besides, it would make his body so coltive, that it would cause a retention of nature, and make him dung with great pain and difficulty; whereas full feeding would expel the excrements, according to the true intention and inclination of nature.

Therefore let moderate airing, warm clothing, good old hay, and old corn, supply the place of wheat-straw. *See SHOENING.*

*The first fortnight's Diet for a Hunting Horse; or, the ordering of a Hunter for the first fortnight.*

Your horse being supposed to evacuate all his grass, and his shoes so well settled to his feet, that he may be fit to be ridden abroad without danger: I shall now, in a more particular manner, direct an unexperienced groom how he ought to proceed to order his horse according to art.

First, he ought to visit his horse early in the morning, to wit, by five o'clock in summer,



mer, and fix in winter; and having put up his litter under his stall, and made clean his stables, to feel his ribs, his chaul, and his flank, they being the principal signs by which he must learn to judge of the good or ill state of a horse's body.

He ought to lay his hands on his short ribs, near the flank, and if his fat feels to be exceeding soft and tender, and to yield as it were under his hand, then he may be confident it is unsound, and that the least violent labour or travel will dissolve it; which being dissolved before it be hardened by good diet, if it be not then removed by scouring, the fat or greafe belonging to the outward parts of the body will fall down into his heels, and so cause goutiness and swelling.

After, by feeling on his ribs, he has found his fat soft and unsound, then let him feel his chaul; and if he finds any fleshy substance, or great round kernels or knots, he may be assured that as his outward fat has been unsound, so inwardly he is full of glut, and purfive, by means of gross humours cleaving to the hollow places of his lungs, &c.

This fat is to be enfeamed and hardened by moderate exercise, warm clothing, and gentle physick, to cleanse away his inward glut.

The same observations must be taken from the flank, which will always be found to correspond with his ribs and chaul, for till it is drawn it will feel thick to your gripe, but when he is enfeamed you will perceive nothing but two thick skins: and by these three observations of the ribs, flank and chaps, you may at any time pass an indifferent judgment of the horse's good or bad condition.

Having made these remarks on your horse's state and condition of body, then sift a handful or two (but not more) of good old oats, and give them to him to preserve his stomach from cold humours which might oppress it by drinking fasting, and likewise to make him drink the better.

When he hath eaten them, pull off his collar, and rub his head, face, ears, and

shape of the neck, with a clean rubbing-cloth made of hemp, for it is sovereign for the head, and dissolves all gross and filthy humours.

Then take a snaffle, and wash it in clean water, and put it on his head, drawing the rein through the head-stall to prevent his slipping it over his head; and so tie him up to the rack, and dress him thus:

First, take a curry-comb, suitable to your horse's skin, in your right-hand; that is, if the coat of your horse be short and smooth, then must the curry-comb be blunt; but if it be long and rough, then the teeth must be long and sharp: standing with your face opposite to the horse's, hold the left cheek of the head-stall in your left-hand, and curry him with a good hand from the root of his ears, all along his neck to his shoulders; then go over all his body with a more moderate hand; then curry his buttocks down to the hinder cambrel with a hard hand again; then change your hand, and laying your right arm over his back, join your right side to his left, and so curry him gently from the top of his withers to the lower part of his shoulder, every now and then fetching your stroke over the left side of his breast, and so curry him down to the knee, but no farther.

Then curry him all under his belly, near his fore-bowels, and in a word, all over, very well, his legs under the knees and cambrels only excepted, and as you dress the left side, so must you the right also.

In doing this, take notice whether your horse keeps a rigging up and down, biting the rack-staffs, and now and then offering to snap at you, or lifting up his leg to strike at you, when you are currying him: if he do, it is an apparent sign, that the roughness of the comb displeases him, and therefore the teeth of it is to be filed more blunt; but if you perceive he plays these or such like tricks through wantonness, and the pleasure he takes in the friction, then you should every now and then correct him with your whip gently for his waggishness.

This currying is only to raise the dust, therefore, after the horse has been thus curried,

ried, take either a horse-tail nailed to an handle, or a clean dusting-cloth of cotton, and with it strike off the loose dust that the curry-comb has raised.

Then dress him all over with the *French* brush, both head, body, and legs, to the very fetlocks, observing always to cleanse the brush from the filth it gathers from the bottom of the hair, by rubbing it on the curry-comb; then dust the horse again the second time.

Then having wetted your hand in water, rub his body all over, and, as near as you can, leave no loose hairs behind, and with your hands wet, pick, and cleanse his eyes, ears, and nostrils, sheath, cods and tuel, and so rub him till he is as dry as at first.

Then take an hair patch, and rub his body all over, but especially his fore-bowels under his belly, his flank, and between his hinder thighs: and, in the last place, wipe him over with a fine white linen rubber.

When you have thus dressed him, take a large saddle-cloth (made on purpose) that may reach down to the spurring-place, and lap it about his body; then clap on his saddle, and throw a cloth over him, that he may not catch cold.

Then twist two ropes of straw very hard together, and with them rub and chafe his legs from the knees and cambrels downwards to the ground, picking his fetlock joints, with your hands, from dust, filth, and scabs: then take another hair patch, kept on purpose for his legs, (for you must have two) and with it rub and dress his legs also.

And while you are dressing your horse, let him not stand naked, so that his body be exposed to the penetration of the air; but when he is stripped, do your business roundly, without any intermission, till you have saddled him, and thrown his cloth over him.

When you have done this, pick his feet clean with an iron picker, comb down his mane and tail with a wet mane-comb, then spurt some beer in his mouth, and so draw him out of the stable.

Then mount him, rake or walk him either

to some running river or fresh spring, a mile or two distant from the stable, and there let him drink about half his draught at first, to prevent raw crudities arising in his stomach.

After he has drank, bring him calmly out of the water, and ride him gently for a while; for nothing is more unbecoming a horseman than to put his horse upon a swift gallop as soon as he comes out of the water, for these three reasons:

1. He does not only hazard the breaking of his wind, but assuredly hazards the in-cording or bursting of him.

2. It begets in him an ill habit of running away as soon as he has done drinking.

3. The foresight he has of such violent exercise, makes him oftentimes refuse to quench his thirst, therefore walk him a little way, put him into a gentle gallop for five or six score paces, and give him wind; after he has been raked a pretty while, shew him the water again, let him drink as much as he will, and then gallop him again: repeat this till he will drink no more; but be sure to observe always, that you gallop him not so much as to chafe or sweat him.

Here take notice, that in his galloping after water, (after the first week's enfeaming) if sometimes you give a watering-course sharply of twelve, or twenty score paces, (according as you find your horse) it will quench his spirit, and cause him to gallop more pleasantly, and teach him to manage his limbs more nimbly, and to stretch forth his body largely.

When your horse has done drinking, then take him to the top of an hill, (if there be one near the watering-place) for there, in a morning, the air is purest; or else to some such place, where he may gain the most advantage both by sun and air, and there air him a foot-pace for an hour, or as long as you in your judgment shall think fit for the state of his body, and then ride him home.

During the time of your horse's airing, you may easily perceive several tokens of your horse's satisfaction, and the pleasure that he takes in this exercise.



For he will gape, yawn, and as it were shrug his body.

If he offers to stand still to dung or stale, which his airing will provoke, be sure give him leave; as also to stare about, neigh, or listen after any noise.

These airing are advantageous to the horse on several accounts.

1. It purifies the blood (if the hair be clear and pure); it purges the body of many gross and suffocating humours, and so hardens and enfeams the horse's fat, that it is not near so liable to be dissolved by ordinary exercise.

2. It teaches him how to let his wind rake, and equally keep time with the other actions and motions of his body.

3. It is of great advantage, both to hunters and gallopers, which are apt to lose their stomachs through excess or want of exercise, for the sharpness of the air will drive the horse's natural heat from the outward parts to the inward, which heat by furthering concoction creates appetite, and provokes the stomach.

4. It increases lust and courage in the horse, provided he be not aired too early.

When you are returned from airing, and are dismounted, lead the horse on the straw, which should always lie before the stable-door, and there by whistling and stirring up the litter under his belly, you will provoke him to stale, which he will be brought to do with a little practice, and it will be advantageous to the health of the horse, and a means of keeping the stable the cleaner: lead him into his stall, (it having first been well littered); tie up his head to the empty rack, take off the saddle, rub his body and legs all over with the flesh-brush, then with the hair-patch, and last of all with the woollen-cloth.

Then clothe him with a linen-cloth next to his body, and over that a canvas-cloth, and both made just fit for him to cover his breast, and to come pretty low down to his legs, which is the *Turkish* way of clothing, who (as the Duke of *Newcastle* says) are the most curious people in the world in keeping their horses.

Put over the before-mentioned a body-cloth of six or eight straps, which is better than a surcingle and a pad stufed with wisps, because this keeps his belly in shape, and is not so subject to hurt him.

Now these cloths will be sufficient for him at his first stabling, because being inured to the cold, he will not be so apt to take cold, the weather being indifferently warm; but when sharp weather comes on, and you find his hair rise about those parts that are unclothed, as neck, gaskins, &c. then add another cloth, which ought to be of woollen; and for any horse bred under our climate, and kept only for ordinary hunting, this clothing will be sufficient.

Having already given directions as to the clothing the horse, I shall only add this one general rule; that a rough coat is a token of want of cloaths, and a smooth coat of clothing sufficient; therefore if notwithstanding what cloaths you have given him, his coat still stales, you must add more cloaths till it lie.

But if when he has been in keeping some time, you perceive him apt to sweat in the night, it is a sign he is over-fed, and wants exercise; but if he sweat at his first coming from grass, then there is reason to add rather than diminish the cloaths before directed for him at his first housing; for it proceeds from the foul humours that oppress nature, and when they are evacuated by exercise, nature will cease working, and he will continue in a temperate state of body all the year after.

When you have clothed him up, pick his feet clean with an iron picker, and wash his hoofs clean with a sponge dipped in clean water, and dry them with straw or a linen cloth, then leave him on his snaffle for an hour or more, which will assist his appetite.

Visit him again, dust a handful of hay, and let the horse teaze it out of your hand, till he hath eaten it; then pull off his bridle, and rub his head and neck clean with your hempen-cloth; pull his ears, and stop his nostrils, to cause him to snort, which will bring away the moist humours which oppress his

his brain, and then put on his collar, and give him a quartern of oats clean dressed in a sieve, having first cleaned his locker or manger with a wisp of straw and a cloth.

While he is eating his corn, sweep out your stable, and see that all things are neat about him; then turn up his cloaths, and rub his fillets, buttocks, and gascins, over with the hair patch, and after that with a woollen cloth; then spread a clean flannel fillet cloth over his fillets and buttocks, (which will make his coat lie smooth) and turn down his housing-cloths upon it; then anoint his hoofs round from the coronet to the toe with this ointment.

Take four ounces of *Venice* turpentine, three ounces of bees-wax, two ounces of the best rosin, one pound of dog's-grease, and half a pint of train oil; melt all these ingredients together, except the turpentine; then take them off the fire, and put in the turpentine, stirring it till it be well incorporated; then pour it out into an earthen gallipot, and keep it for use, but do not cover it till it is cold.

After this, pick his feet with your picker, and stop them with cow-dung. If by this time your horse has eaten his oats with a good stomach, sift him another quartern, and so feed him little and little, while he eats with an appetite; but if you find he fumbles with his corn, give him no more for that time, but always giving him his full feeding, for that will keep his body in better state and temper, and increase his strength and vigour.

Whereas, on the contrary, to keep your horse always sharpsket, is the ready way to procure a surfeit, if at any time he can come at his fill of provender.

But though you should perceive that he gathers flesh too fast upon such home feeding, yet be sure not to stint him for it, but only increase his labour, and that will assist both his strength and wind.

Having done all the things before directed, dust a large quantity of hay, and throw it down to him on his litter, after you have taken it up under him; and then shutting up the windows and stable-door, leave him

till one o'clock in the afternoon; then visit him again, and rub over his head, neck, fillets, buttocks, and legs, as before, with the hair patch and woollen cloth, and leave him to the time of the evening-watering, which should be about four o'clock in the summer, and three in the winter: when having put back his foul litter, and swept away that and his dung, dress, and saddle him, as before, mount him, and take him to the water, and when he has drank, air him till you think it time to go home; where you are to order in all points, as to rubbing, feeding, stopping his feet, &c. as you did in the morning; and having fed him about six o'clock, do not fail to feed him again at nine, litter him well, give him hay enough to serve him all night; and leave him till the next morning.

After the directions for this one day, so must you order him for a fortnight, and by that time his flesh will be so hardened, and his wind so improved; his mouth will be so quickened, and his gallop brought to so good a stroke, that he will be fit to be put to moderate hunting.

During this fortnight's keeping, you are to make several observations, as to the nature and disposition of your horse, the temper of his body, the course of his digestion, &c. and to order him accordingly.

1. Whether he be of a churlish disposition; if so, you must reclaim him by severity.

If of a gentle, familiar, and loving temper, you must engage, and win him by kindness.

2. You must observe, whether he be a foul feeder, or of a nice stomach; if he be quick at his meat, and retain a good stomach, then four times of full feeding in a night and a day are sufficient; but if he be a slender feeder, and slow at his meat, you must give him but a little at a time, and often, as about every two hours; for fresh meat will draw on his appetite; and you must always leave a little meat in his locker, for him to eat at leisure betwixt his feeding-times; if at any time you find any left, sweep it away and give him fresh, and expose



pose that to the sun and air, which will reduce it again to it's first sweetness.

His stomach may also be sharpened by change of meat, for by giving one meal of clean oats, and at another oats and split beans, and when you have brought him to eat bread, you may give him another meal of bread; always observing to give him of tenest that which you find he likes best; or you may give him both corn and bread at the same time, provided you give him that last which he eats best, and is of the best digestion.

It has been observed of some horses, that they are of so hot a constitution, that they cannot eat without drinking at every bit; and those horses usually carry no belly. You must let a pail of water stand continually before such horses, or at least give them water at noon, besides what they have abroad at their ordinary times.

In the next place, you are to observe the nature of his digestion, whether he retains his food long, which is a sign of bad digestion; or whether he dungs frequently, which if he does, and his dung be loose and bright, it is a sign of a good habit of body; but if it be seldom, and hard, it is a sign of a dry constitution; in order to remedy which, give him once a day a handful or two of oats, well washed in good strong ale, and this will loosen his body and keep it moist; and it will also be good for his wind.

*The second fortnight's diet for a Hunting-Horse.*

The horse having been ordered for the first fortnight according to the foregoing rules, will be in a pretty good state of body, for the gross humours in him will be dried up and his flesh will begin to be hardened, which you may perceive by feeling his chaul, his short ribs and flank; for the kernels under his chaps will not feel so gross as they did at first, nor will his flesh on his short ribs feel so soft and loose, nor the thin part of his flank so thick as at his first housing, so that you may now without hazard, venture to hunt him moderately.

The time being now come that he may be hunted, he is to be ordered on his days of rest, in all points, as to his dressing, hours of feeding, watering, &c. as in the first fortnight before directed; but only since his labour is now increased, you must endeavour to increase his strength and courage likewise; and this you may effect by adding to his oats a third part of clean old beans, spelted on a mill, and allowing him besides the following bread:

Take two pecks of clean old beans, and one peck of wheat, and let them be ground together, and sift the meal through a meal sieve of an indifferent fineness, and knead it with warm water and good store of yeast, then let it lie an hour, or more, to swell, which will make the bread the lighter, and have the easier and quicker digestion; and after it has been well kneaded, make it up into loaves of a peck a piece, which will prevent their being too much crust, and prevent its drying too soon; let them be well baked, and stand a good while in the oven to soak; when they are drawn, turn the bottom upwards and let them stand to cool.

When the bread is a day old, chip away the crust, and you may give the horse some, giving him sometimes bread, sometimes oats, and sometimes oats and split beans, according as you find his stomach: and this feeding will bring him into as good condition as you need to desire for ordinary hunting.

The first fortnight being expired, and the bread prepared, you ought then to pitch upon a day for his first going abroad after the dogs, and the day before you hunt, he must always be ordered after this manner:

In the morning proceed in your usual method as before, only observe that day to give him no beans, because they are hard of digestion, but give him most of bread, if you can draw him on to eat it, because it is more nourishing than oats; and after the evening, which ought to be somewhat earlier than at other times, give him only a little hay out of your hand, and no more till the next day that he returns from hunting; and

and to prevent his eating his litter, or any thing else but what you give him, instead of a muzzle put on a caveſſon, joined to a headſtall of a bridle, lined with leather, for fear of hurting him, and tying it ſo ſtraight as to hinder his eating; and this will prevent ſickneſs in your horſe, which ſome horſes are incident to when their muzzle is put on, notwithstanding the invention of the lattice window, ſo much uſed; but by taking this method, the horſe's noſtrils are at full liberty, and he will not grow ſick.

But as to his corn, give him his meals, both after his watering and at nine o'clock, and at that time be ſure to litter him well, that he may take his reſt the better that night, and leave him till morning.

The next morning viſit him early, at about four o'clock, and put a quarter of a peck of clean dreſſed oats into his locker, pouring into it a quart of good ſtrong ale, mixing the oats and ale well together; then put back his dung and foul litter, and clean the ſtable: but if he will not eat waſhed oats, give him dry, but be ſure not to put any beans to them.

When he has done eating, bridle im, and tie him up to the ring and dreſs him: having dreſſed him, ſaddle him, throwing his cloth over him, and let him ſtand till the hounds are ready to go out.

Take care not to draw the ſaddle-girths too ſtraight till you are ready to mount, leſt that ſhould cauſe him to grow ſick.

Though old horſes are generally ſo crafty, that when a groom goes to girt them up hard, they will extend their bodies ſo much by holding their wind, (on purpoſe to gain eaſe after they are girt) that it will ſeem difficult to girt them, but when they let go their wind their bodies fall again.

When the hounds are unkennelled, (which ſhould not be before ſun-riſing) go into the field along with them, and rake your horſe up and down gently till a hare is ſtated; always remembering to let him ſmell to the dung of other horſes, if there be any, which will provoke him to empty himſelf; and ſuffer him to ſtand ſtill when he does ſo; and if there be any dead fog,

ruihes, or the like, ride upon them, and whistle to him, to provoke him to ſtale and empty his bladder.

The hare being ſtated, follow the hounds as the other hunters do; but remembering it to be the firſt time of his hunting, he is not ſo well acquainted with different ſorts of grounds, as to know how to gallop ſmoothly and with eaſe on them, and for that reaſon you ought not yet to put him to above half his ſpeed, that he may learn to carry a ſtay'd body, and to manage his legs both upon fallows and green ſwarth.

Neither ſhould you gallop him often, or any long time together, for fear of diſcouraging him, and cauſing a diſlike of his exerciſe in him: and take care to croſs fields to the beſt advantage; you ſhall make into the hounds at every default, and ſtill keep your horſe (as much as theſe directions will allow you) within the cry of the dogs, that he may be uſed to their cry; and by ſo doing, in a very ſhort time he will take ſuch delight and pleaſure in their muſic, that he will be eager to follow them.

And if it happen that the chace is led over any carpet-ground, or ſandy highway, on which your horſe may lay out his body ſmoothly, there you may gallop him for a quarter or half a mile, to teach him to lay out his body, to gather up his legs, to lengthen and ſhorten his ſtroke, and according to the different earths he gallops on, as if on green ſwarth, meadow, moor, heath, &c. then to ſtoop and run more on the ſhoulders; if amongſt mole-hills, or over high ridges and furrows, then to gallop more roundly, or in leſs compaſs, or according to the vulgar phraſe, *two up and two down*, that thereby he may ſtrike his furrow clear, and avoid ſetting his fore-feet in the bottom of it, and by that means fall over; but, by the way, galloping, tho' he ſhould happen to ſet his feet in a furrow, yet carrying his body ſo round, and reſting on the hand in his gallop, would prevent his falling; and to this perfection, nothing but uſe, and ſuch moderate exerciſe, can bring him.

According to theſe directions, you may hunt



hunt till about three o'clock in the afternoon, at which time ride him home in a footpace, as you came out in the morning; and be sure that you let him walk out of the field; and as you are going home, consider whether he has sweat a little, (for you must not sweat him much the first time) but if not, then gallop him gently on some skelping earth, till he sweats at the roots of his ears, a little on his neck, and in his flank; but it must be done of his own voluntary motion, without the compulsion of whip or spur; then when he is cool as aforesaid, have him home and stable him, and by no means walk him in hand to cool him, for fear of his cooling too fast, nor wash him, for fear of causing an obstruction of the natural course of the humours, and by that means cause an inflammation in his legs, which is the original cause of the scratches.

His stall being well littered against he comes home, set him up, tying his head to the ring with the bridle, and then rub him well with dry straw all over his head, neck, fore-bowels, belly, flank, buttocks, and legs, and after that rub his body over with a dry cloth, till he has not a wet hair left about him; after you have done, take off his saddle, and rub the place where the saddle was, dry, in like manner, and cloath him immediately with his ordinary cloaths, lest he take cold: and if you suppose him to be very hot, throw a spare cloth over him, that he may not cool too fast, which you may abate when you please, and so let him stand on his snaffle, two hours or better, now and then stirring him in his stall with your whip, to prevent him from growing stiff in the legs and joints.

When that time is expired, and you think he is thorough cold, draw his bridle, rub his head, pick his feet from dirt or gravel, put on his collar, and give him a quart or three pints of sifted oats, mixt with a handful of clean dressed hemp-seed; but give him not more than the quantity prescribed, for fear of taking away his stomach, which will be very much weakened through the heat of his body, and want of water.

When take off the spare cloth, (if it has

not been done before) for fear of keeping him hot too long, and when he has eaten his corn, throw a good quantity of hay, clean dusted, on his litter, and let him rest two or three hours, or thereabouts.

Having prepared him a good mash, made of half a peck of malt, well ground, and boiling hot water, so much as the malt will sweeten and the horse will drink, stir them well together, and cover it over with a cloth, till the water has extracted the strength of the malt, which will be almost as sweet as honey, and feel ropy like birdlime; being but little more than blood warm, give it the horse, but not before, lest the steam go up his nostrils and offend him, and when he has drank up the water, let him, if he please, eat the malt too.

But if he refuses to drink it, you must not give him any other water that night, but place this drink in some place of his stall, so that he may not throw it down, and let it stand by him all night, that he may drink it when he pleases.

This mash, or, as it is called, horse-caudle, will comfort his stomach, and keep his body in a due temperate heat after his day's hunting; it will cleanse and bring away all manner of grease and gross humours, which have been dissolved by the day's labour; and the fume of the malt-grains, after he has drank the water, will disperse the watery humours, which might otherwise annoy his head, and is allowed by all skilled in horses to be very advantageous on that account.

After he has eaten his mash, strip him of his cloaths, and run him over with a curry-comb, *French* brush, hair patch, and wool-len cloth, and cloath him up again; and cleanse his legs as well as his body, of all dirt and filth which may annoy them, and then remove him into another stall, (that you may not wet his litter) and bathe his legs all over from the knees, with warm beef broth, or (which is better) with a quart of warm urine, in which four ounces of salt-petre has been dissolved; then rub his legs dry, set him again into his stall, and give him a good home-feeding of oats,

or bread, which he likes best, or both, and having shook a good quantity of litter under him, that he may rest the better, and thrown him hay enough for all night, shut the stable door close, and leave him to his rest till the next morning.

About six or seven o'clock the next morning go to him again, but don't disturb him, for the morning's rest is as refreshing to a horse as of a man; but when he rises of his own accord go to him, put back his dung from his litter, and observe what colour it is of, whether it be greasy, and shine outwardly, and also break it with your feet, to see if it be so inwardly, for if it be greasy and foul, (which you may know by it's shining outwardly, and by the spots like soap that will appear within) or if it appear of a dark brown colour, and harder than it was, it is a token that the hunting of the day before has done him good, by dissolving part of the inward glut which was within him; and therefore the next time you hunt you should increase his labour but a little.

But if you perceive no such symptoms, but that his dung appears bright, but rather soft than hard, without grease, and in a word, that it holds the same pale yellow colour that it did before he hunted, then it is a sign that a day's hunting made no dissolution, but that his body remains in the same state still, and therefore the next day's hunting you may almost double his labour.

Having made these remarks on his dung, then you may proceed to order him as on his days of rest; that is to say, you shall give him a handful or two of oats before water, then dress, water, air, feed, &c. as in the first fortnight.

As to his feeding, you must not forget to change his food, as has been before directed: by giving him one while bread, another oats, and a third time oats and beans, which you find he likes best; always remembering, that variety will sharpen his appetite; and bread being his chief food, it being more nourishing and strong than the others, feed him the oftener with it.

And as has been directed in the first fortnight, observe his digestion, whether it be

quick or slow; so likewise must you do when he begins to eat bread.

If you find him quick, and that he retains his bread but a little while, then only chip his bread lightly; but if it be slow, and he retains it long, then cut away all the crust and give it to some other horse, and feed the hunting-horse only with the crum, for that being light of digestion, is soon converted into chyle and excrements, but the crust being not so soon digestible, requires, by reason of it's hardness, longer time before it is concocted.

The next day after your horse has rested, you may hunt him again as you did the first day, observing from the remarks you have made, to hunt him more or less according as you find his temper and constitution; and when you come home, put in practice the rules just now given.

And thus you may hunt him three times a week for a fortnight together, but don't fail to give him his full feeding, and no other scourings but meshes and hemp-feed, which is equal in it's virtue with the former, and only carries off superfluous humours in the dung.

*The third fortnight's diet, &c. for a Hunting-Horse.*

By this time the horse will be drawn so clean, his flesh will be so enfeamed, and his wind so improved, that he will be able to ride a chace of three or four miles without blowing or sweating; and you may find by his chaul and flank, as well as his ribs, that he is in an indifferent good state of body, and therefore in this next fortnight you must increase his labour, and by that means you will be able to make a judgment what he will be able to do, and whether or no he will ever be fit for running for plates, or a match.

When your horse is set over night, and fed early in the morning, as has been directed for the second fortnight, then go into the field with him, and when he is empty, (as he will be by that time you have started your game) follow the dogs at a good round rate,



rate, as at half speed, and so continue till you have either killed or lost your first hare.

This will so rack your horse, and he will have so emptied himself, that he will be in a fit condition to be rid the next chace briskly, which as soon as it is begun, you may follow the dogs at three quarters speed, and as near as is fit for a good horseman and skilful huntsman; but be sure to take care not to strain him.

During this day's riding, you ought to observe nicely your horse's sweat under his saddle and fore-bowels, and if it appear white, like froth or soap-suds, it is a sign of inward glut and foulness, and that your day's exercise was enough for him, therefore ride him home, and order him as before directed.

But if it has happened that your exercise has been so easy as not to sweat your horse thoroughly, then you ought to make a train scent of four miles in length, or thereabouts, and laying on your fleetest dogs, ride it briskly, and afterwards cool him in the field, and ride him home and order him as has been before directed.

A train scent, is the trailing of a dead cat or fox, (and in case of necessity a red herring) three or four miles, according as the rider shall please, and then laying the dogs on the scent.

It will be proper to keep two or three couple of the fleetest hounds that can possibly be procured, for this purpose.

It is true indeed, some skilful sportsmen do make use of their harriers in this case, for their diversion, but it will not be convenient to use them to it often, for it will be apt to induce them to lie off the line, and sling so wide, that they will not be worth any thing.

When you take off your horse's bridle, give him a good quantity of rye-bread, instead of hemp-feed and oats, and for that purpose bake a peck loaf; for this being cold and moist, will be of use to cool his body after his labour, and prevent coliciveness, to which you will find him addicted; then give him hay, and afterwards a mash,

and order him in all things as before directed.

The next morning, if you perceive by his dung that his body is distempered, and that he is hard and bound, then take some crumbs of your rye-bread, and work it with as much sweet fresh butter as will make it into a paste, and make it up into balls about the bigness of a large walnut, of which give him five or six in a morning fasting.

After this put the saddle on upon the cloth, get up and gallop him gently upon some grass-plot or clove that is near at hand, till he begin to sweat under his ears, and then carry him into the stable again, rub him well, and throw a spare cloth over him, and a good quantity of fresh litter under him, and let him stand two hours on the bridle; give him a quantity of rye-bread, and some hay to chew upon, and give him a warm mash, feed him with bread and corn, as much as he will eat, and also as much hay as he will eat.

The next day water him abroad, and order him as is before directed for days of rest.

The next day you may hunt him again, but not so hard as you did the time before, till the afternoon; but then ride him after the dogs briskly, and if that does not make him sweat thoroughly, make another train scent, and follow the dogs three quarters speed, that he may sweat heartily: then cool him a little, and ride him home, and as soon as he is come into the stable, give him two or three balls as big as walnuts, of the following excellent scouring.

Take of butter, eight ounces; lenitive electuary, four ounces; gromwel, broom, and pursly-seeds, of each two ounces; anniseeds, liquorice, and cream of tartar, of each one ounce; of jalap, two ounces; reduce the seeds to a powder, then stir them into a paste with the electuary and butter, knead it well together, put it into a paste, and keep it close stopped for use.

As soon as the horse has taken these balls rub him dry, dress him, cloath him warm, let him stand two or three hours upon the snaffle; afterwards give him two or three

handfuls of rye-bread, and order him as you have been directed before, as to hay, provender, mash, &c. and so leave him till the next morning.

In the morning take notice of his dung, whether it still retains the true colour, or be dark, or black, or red and high coloured: in the next place, whether it be loose and thin, or hard and dry.

If it be of a pale yellow, which is the right colour, it is a sign of health, strength, and cleanness; if it be dark, or black, then it is a sign there is greafe and other ill humours stirred up, which are not yet evacuated: if it be red, and high coloured, then it is a sign that his blood is feverish and dis-tempered, by means of inward heat: if it be loose and thin, it is a sign of weakness; but if hard and dry, it shews the horse to be hot inwardly, or else that he is a foul feeder: but if his dung be in a medium between hard and soft, and smell strong, it is a sign of health and vigour.

When these observations have been made on his dung, then feed, dress, water, &c. as on his usual days of rest, always letting him have variety, and his fill of corn and bread.

The next day have him abroad into the fields again, but do not by any means put him to any labour more than raking him from hill to hill after the dogs, keeping him without sound of their cry; for the intent of this day's exercise is only to keep him in breath, and procure him an appetite.

In riding, let him stand still to dung, and look back on it, that you may be able to judge of his state thereby.

When the day is near spent, ride him home without the least sweat, and order him as at other times, except that you are not to give him any scourings, or rye-bread.

You may if you please, this day, water your horse both at going into the field and coming out, galloping him after it, to warm the water in his belly.

The next day being to be a day of rest, order him in the same manner in every re-

spect as on other days of rest; and, as you have spent this week, you must spend the next, without any alteration; and by this time, and this management, you may depend upon it that your horse has been drawn clean enough for ordinary hunting.

So that afterwards, only taking care to hunt your horse with moderation twice or three times a week, at your pleasure, and according to the constitution of your horse's body, you need not question but to have him in as good state and strength as you can desire, without danger of his wind, eyesight, feet, or body.

Having thus drawn your horse clean, according to art, you will perceive those signs before-mentioned very plainly, for his flesh on his short ribs and buttocks will be as hard as brawn, his flank will be thin, and nothing to be felt but a double skin, and and chaps so clean from fat, glut, or kernels, that you may hide your fists in them; and above all, his exercise will give plain demonstration of the effectualness of this method of ordering him, for he will run three or four miles, three quarters speed, without sweating, or scarce so much as blowing.

When the horse has been brought to this state, you must use no more scourings after hunting, (because nature has nothing to work on) but rye-bread and mash, except the horse be now and then troubled with some little pose in his head; then bruise a little mustard-seed in a fine linen rag, and steep it in a quart of strong ale, for three or four hours, and untying the rag, mix the mustard-seed and the ale with a quarter of a peck of oats, and give it to him.

In the last place, the horse having been thus drawn clean, you ought to take care not to let him grow foul again, through want of either airing or hunting, or any other negligence, lest by that means you make yourself a double trouble.

#### *Of Breeding Hunting and Race-Horses.*

Procure either an *Arabian*, a *Spanish*, a *Turkish* horse, or a *Barb*, for a stallion, which



is well shaped, and of a good colour to beautify your race; and some advise that he be well marked also, though others are of opinion, that marks are not so significant as Mr. *Blundevile* and *Frederigo Griffone* would have us believe.

Those who have travelled into those parts, report, that the right *Arabian* horses are valued at an almost incredible rate; at five hundred; and others say, even two or three thousand pounds an horse; that the *Arabs* are as careful of keeping the genealogies of their horses as Princes are in keeping their pedigrees; that they keep them with medals; and that each son's portion is usually two suits of arms, two cymetars, and one of these horses. The *Arabs* boast, that they will ride eighty miles a day without drawing bitt; which is no more than has been performed by several of our *English* horses.

But much more was performed by a highwayman's horse, who having committed a robbery, rode on the same day from *London* to *Terk*, being an hundred and fifty miles.

Notwithstanding their great value, and the difficulty in bringing them from *Scanderoon* to *England* by sea, yet by the care and charge of some breeders in the north the *Arabian* horse is no stranger to those parts.

A *Spanish* horse (in the Duke of *Newcastle's* opinion) is the noblest horse in the world, and the most beautiful that can be; no horse is so beautifully shaped all over from head to croup, and he is absolutely the best stallion in the world, either for breed, for the manage, the war, the pad, hunting, or running-horses; but as they are excellent, so is their price extravagant, three or four hundred pistoles being a common price for a *Spanish* horse.

Several have been sold for seven hundred, eight hundred, and a thousand pistoles a piece.

The best *Spanish* horses are bred in *Andalusia*, and particularly at *Cordoua*, where the King has many studs of mares, and so have several of the *Spanish* nobility and gentry.

Besides the great price they cost at first, the charges of the journey from *Spain* to

*England* is very considerable; for they must travel from *Andalusia* to *Bilboa*, or *St. Sebastian*, the nearest ports to *England*, which is at least four hundred miles: and in that hot country you cannot with safety travel your horse above twenty miles a day; besides, you must be at the expence of a groom and farrier, and the casualty of sickness, lameness, and death: so that if he should happen to prove an extraordinary good horse, by that time you have got him home, he will also be an extraordinary dear one.

A *Turkish* horse is but little inferior to the *Spanish* in beauty, but somewhat odd shaped, his head being something like that of a camel; he has excellent eyes, a thin neck, excellently risen, and somewhat large of body; his croup is like that of a mule, his legs not so under-limbed as those of a *Barb*, but very finewy, good pasterns, and good hoofs: they never amble, but trot very well, and are at present accounted better stallions for gallopers than *Barbs*.

Some merchants tells us, that there cannot be a more noble and diverting sight to a lover of horses, than to walk into the pastures near *Constantinople*, about foiling-time, where he may see many hundred fine horses tethered, and every horse has his attendant or keeper, with his little tent placed near him to lie in, that he may look to him, and take care to shift him to fresh grafs.

The price of a *Turkish* horse is commonly one hundred, or one hundred and fifty pounds; and when bought, it is difficult to get a pass; the Grand Signior being so very strict, that he seldom (but upon very extraordinary occasions) permits any of his horses to be exported out of his dominions.

But if you should attain a liberty so to do, and travel by land, unless you have a *Turk* or two for a convoy, you will be sure to have them seized on by the way.

And besides, you will find the same difficulties of a long journey, through *Germany*, great charges attending it, by having a groom and farrier, who must be careful that they entrust no person whatsoever with the care of him but themselves, especially

in shoeing him, for 'tis the common practice beyond sea, as well as here, wherever they see a fine horse, to hire a farrier to prick him, that they may buy him for a stallion.

But some persons chuse to buy horses at *Smyrna* in *Anatolia*, and from thence, and from *Constantinople*, to transport them to *England* by sea, which if the wind serve right, arrive in *England* in a month; though generally the merchants voyages are not made in much less than two or three months.

The *Barb* is little inferior to any of the former in beauty; but our modern breeders account him too slender and lady like to breed on, and therefore in the north of *England* they prefer the *Spanish* and *Turkish* horse before him.

He is so lazy and negligent in his walk, that he will stumble on carpet-ground.

His trot is like that of a cow, his gallop low, and with much ease to himself; but he is for the most part sinewy and nervous, excellently winded, and good for a course if he be not over weighed.

The mountain *Barbs* are esteemed the best, because they are strongest and largest: they belong to the *Allarbes*, who value them themselves as much as other nations do, and therefore will not part with them to any person, except to the *Prince of the band* to which they belong, who can at any time at his pleasure command them for his own use: but for the other more ordinary sort, they are to be met with very common in the hands of our nobility and gentry; or if you send to *Languedoc*, or *Provence*, in *France*, they may be bought there for forty or fifty pistoles a horse.

Or if you send to *Barbary*, you may buy one for thirty pounds, or thereabouts; but in this case too the charges and journey will be great, for though it be no great voyage from *Tunis* to *Marseilles* in *France*, yet from *Marseilles* to *Calais*, by land, is the whole length of *France*, and from thence they are shipped for *England*.

The next thing to be considered, is the choice of mares, and according to the Duke of *Newcastle's* opinion, the fittest mare to

breed out of, is one that has been bred of an *English* mare, and a stallion of either of these racers; but if you can't get such a mare, then get a right bred *English* mare by sire and dam, that is well fore-handed, well underlaid, and strong put together in general; but in particular, see that she have a lean head, wide nostrils, open chaul, a big weasand, and the wind-pipe strait and loose; and of about five or six years old; and be sure that the stallion be not too old.

*As for the Food of the Stallion;*

Keep him as high as possibly you can, for the first four or five months before the time of covering, with old clean oats and split beans, well hull'd, and if you please you may add bread to them, such as you will hereafter be directed to make; and now and then a handful of clean wheat may be given him, or oats washed in strong ale, for variety.

Mr. *Morgan* advises to scatter bay salt and anniseeds in his provender; but others are of opinion that this is superfluous, while the horse is in health.

Be sure to let him have plenty of good old sweet hay, well cleansed from dust, and good wheat straw to lie on; water him twice a day at some running stream, or else in a clear standing pond of water, if you cannot have the first; and gallop him after he has drank in some meadow or level piece of ground.

Do not suffer him to drink his fill at his first coming to the water, but after his first draught, gallop and scope him up and down to warm him, and then bring him to the water again and let him drink his fill, galloping him again as before; never leaving the water till he has drank as much as he will.

By this means you will prevent raw crudities, which the coldness of the water would otherwise produce, to the detriment of his stomach, if you had permitted him to drink his fill at first; whereas you allowing him his fill (though by degrees) at last, you keep his body from drying too fast.

Mr.



Mr. *Morgan* indeed, directs the sweating of him every day, early in the morning, which he says will not only perfect digestion, and exhaust the moisture from his feed, but also strengthen and cleanse his blood and body from all raw and imperfect humours: but others are of opinion it will dry up the radical moisture too fast; and likewise, instead of heightening his pride and lust, weaken him too much.

As for other rules for the ordering him after watering, and the hours of feeding, &c. they will be more proper.

When the stallion is in lust, and the time of covering him is come, which is best to be in *May*, that the foals may fall in the *April* following, otherwise they will have little or no grass.

Pull off his hinder shoes, and lead him to the place where the stud of mares are which you intend for covering; which place ought to be close, well fenced, and in it a little hut for a man to lie in, and a larger shed with a manger to feed your stallion with bread and corn during his abode with the mares, and shelter him in the heat of the day, or in rainy weather: this close ought to be of sufficient largeness to keep your mares well for two months.

Before you pull off his bridle, let him cover a mare or two in hand, then turn him loose amongst them, and put all your mares to him, as well those that are with foal as those which are not, for there is no danger in it; and by that means they will all be served in their height of lust, and according to the intention of nature.

When your stallion has covered them once, he will try them all over again, and those that will admit him, he will serve, and when he has done his business, he will beat against the pales, and attempt to be at liberty, which when your man finds, (who is to observe them night and day, and to take care that no other mares are put to your horse, and to give you an account which take the horse and which not, &c.) then take him up, and keep him well as you did before, first giving him a mash or two, to help to restore nature; for you will find

him little but skin and bones, and his mane and tail will fall off.

Be sure never to give him above ten or twelve mares in a season at most, otherwise you will scarce recover him against the next covering time.

When your stallion is past this use, then buy another, for the best kind will in time degenerate. But the Duke of *Newcastle* says, you cannot do better than to let your own mares be covered by their fires.

Some advise covering in hand, as the other is called covering out of hand, and is as follows: when you have brought both your horse and your mare to a proper condition for breeding, by art and good feeding, then set some ordinary stone nag by her for a day or two, to woo her, and that will make her so prone to lust, that she will readily receive your stallion, which you should present to her, either early in a morning or late in an evening, for a day or two together, and let him cover in hand once or twice, if you please, at each time observing to give the horse the advantage of ground, and have a person ready with a bucket of cold water to throw on the mare's shape immediately upon the dismounting of the horse, which will make her retain the seed she received the better; especially if you get on her back, and trot her up and down for a quarter of an hour, but take care of heating or straining her; and it will not be amiss if you let them fast two hours after such act, and then give each of them a warm mash, and it is odds but this way your mares may be as well served as the other, and your stallion last you much longer.

If you take care to house the mares all the winter, and keep them well, their colts will prove the better. See *FOALS and COLTS*.

#### *Of a Hunting-Match.*

The first thing that is to be considered by one who designs to match his horse for his own advantage, and his horse's credit, is not to flatter himself with the opinion of his

his horse, by fancying that he is a swift, when he is but a slow galloper, and that he is a whole running-horse, (that is, that he will run four miles without a sob at the height of his speed) when he is not able to run two or three.

Very probably some gentlemen are led into this error, by their being mistaken in the speed of their hounds, who, for want of trying them against other dogs that have been really fleet, have supposed their own to be so, when, in reality, they are but of a middling speed; and because their horse, when trained, was able to follow them all day, and upon any hour, to command them upon deep as well as light earths, have therefore made a false conclusion, that their horse is as swift as the best; but upon trial against a horse that has been rightly trained after hounds that were truly fleet, have bought their experience full dear.

Therefore it is advisable for all lovers of hunting, to procure two or three couple of tried hounds, and once or twice a week to follow them after a train-scent, and when he is able to top them on all sorts of earth, and to endure heats and colds stoutly, then he may better rely on his speed and toughness.

That horse which is able to perform a hare chace of five or six miles briskly, till his body be as it were bathed in sweat; and then, after the hare has been killed in a nipping frosty morning, can endure to stand till the sweat be frozen on his back, so that he can endure to be pierced with the cold as well as the heat; and then even in that extremity of cold, to ride another chace as briskly, and with as much courage as he did the former: that horse which can thus endure heats and colds, is most valued by sportsmen.

Therefore in order to make a judgment of the goodness of a horse, observe him after the death of the first hare, if the chace has been any thing brisk; if when he is cold he shrinks up his body, and draws his legs up together, it is an infallible sign of want of vigour and courage: the like may be done by the slackning of his girths after

the first chace, and from the dullness of his teeth, and the dullness of his countenance, all which are true tokens of faintness, and being tired; and such a horse is not to be relied on in case of a wager.

But if your horse is not only in your own judgment, but also in that of skilful horsemen, a horse of approved speed and toughness, and you have a mind to match him, or to run for a plate, then you may hope for the following advantages:

But first it will not be improper to take notice of the way of making matches in former times, and the modern way of deciding wagers.

The old way of trial was, by running so many train-scents after hounds, as was agreed upon between the parties concerned, and a bell-course, this being found not so uncertain, but more durable than hare-hunting; and the advantage consisted in having the trains led on earth most suitable to the qualifications of the horses.

But others choose to hunt the hare till such an hour, and then to run this wild goose chace. See WILD-GOOSE CHACE.

But this chace was found by experience so inhuman, and so destructive to good horses, especially when two good horses were matched; for neither being able to distance the other, till being both ready to sink under their riders through weakness, oftentimes they were obliged to draw the match, and leave it undecided, after both the horses were quite spoiled.

This induced them to run train-scents, which were afterwards changed for three heats, and a strait course; and that those who were lovers of hunting-horses might be encouraged to keep good ones, plates have been erected in many places in *England*, purposely for the sake of hunting-horses; and the articles of some places exclude all others, namely, gallopers, from running.

But whether you would match your horse against a particular horse, or put him in for a plate, where he must run against all that come in general, you ought to know the constitution and quality of your horse, before you venture any wager on his head, whether



whether he be hot and fiery, or cool and temperate in riding; whether he be very swift, but not hard at bottom; or slow, but yet sure; and one that will stick at marks, or what sorts of ground he most delights to gallop; whether he delights to go up hill or down hill, or else to skelp on a flat; whether to run on deep or light ground; whether on rack ways or carpet ground; whether amongst mole-hills, or on meadow-ground; whether he be well-winded or thick-winded; so that though he will answer a spur, and mend upon lapping, yet he must have ease by fobs.

All these particulars are necessary to be known, to the end you may draw those advantages from them which may be offered in making matches: As thus for example;

If your horse be hot and fiery, it is odds but he is fleet withal, (for generally such horses are so) and delights to run upon light and hard flats, and must be held hard by the rider, that he may have time to recover wind by his fobs, or else his fury will choak him.

But whereas it is the general opinion, that nothing that is violent can be lasting, and therefore that it is impossible that such hot-mettled horses can be tough and hard at bottom: this is reckoned by some to be but a popular error: for that these two qualities, have been reconciled at least so far as to make the most fiery horse manageable, and to endure both whip and spur; and if so, although he should not prove at bottom so truly tough as the craving drudge, yet his speed shall answer for it in all points, and serve in it's stead by the management of his rider.

The best way of matching such a horse is, to agree to run train-scents, and the fewer the better for you, before you come to the course: also in these train scents, the shorter you make your distance the better; and mind, above all things, to make your bargain to have the leading of the first train, and then make choice of such grounds where your horse may best show his speed, and the fleetest dogs you can procure: give your

hounds as much law before you as your tryers will allow, and then making a loose, try to win the match with a wind; but if you fail in this attempt, then bear your horse, and save him for the course: but if your horse be slow, but well-winded, and a true-spurred nag, then the more train-scents you run before you come to the strait course the better: but here you ought to observe to gain the leading of the first train; which in this case, you must lead it upon such deep earths, that it may not end near any light ground.

For this is the rule received among horsemen, that the next train is to begin where the last ends, and the last train is to be ended at the starting-place of the course, therefore remember to end your last on deep earths as well as the first.

In the next place, do not make a match against a horse you do not know, without having first consulted some skilful friend, on whose judgment and honesty you can safely rely, and who is able to give a good account of the speed of your adversary's horse, and his manner of riding; and if it appears that he is any ways answerable to your own in speed or goodness, be not too venturesome, without some reasonable probabilities of winning.

Again, be sure at no time to give advantage of weight, for you will see the inconveniency of it at the latter end of the day; for though a horse does not feel it when he is fresh, yet it will sink him very much when he grows weak. The length of a horse lost by weight in the first train, may prove a distance in the strait course at last, for the weight is the same every heat, tho' his strength is not.

If, on the other hand, you gain any advantage of weight, that the horsemen shall ride so much weight as you are agreed on, besides the saddle; for by this means the rider, if he be no weight of himself, must carry the dead weight somewhere about him, which will be troublesome to the rider, as well as the horse; and the more to the latter because it is more remote from his back, than if it were in the saddle, and by consequence.

quence will more disorder his stroke if the ruler incline to either side than if it were near the center; as is to be seen in a pair of scales, where if the pin be not placed exactly in the middle of the beam, the longest part (as being farthest distant from the center) will be the heaviest.

As to the time of dieting, that must be according to the nature of your horse, and the present state of body he is in; for tho' he may be clean enough for ordinary hunting, yet he may be far enough from that perfect state of body that a match requires; and to keep him in such strict diet all the season (except on such extraordinary occasions) would be an unnecessary expence.

As to the disposition of the horse for running, that is to be known by use and observation, for, in this point, horses differ very much; for some run best when they are high in case; others when they are in a middling condition of flesh; and some again, when they appear to the eye poor and low in flesh: therefore according to the condition and quality of, and the time required to bring him into the best state, the day for the trial of the match ought to be fixed on.

If you have a mind to put him in for some hunting-plate, there you have not at your disposal the choice of the ground, the weight, nor the horses you run against, but you must take them as you find them; only the time for bringing your horse into a good condition is at your discretion; in that you may begin to keep him in strict diet as soon or as late as you please, the time for all plates being usually fixed, and annually the same.

**HURLE-BONE, IN A HORSE,** a bone near the middle of the buttock, very apt to go out of it's sockets with a hurt or strain.

**HUXING OF PIKE;** a particular method for the catching of this sort of fish. For this use, take as large bladders as can be got; blow them up, and tie them close, and strong; then at the mouth of each tie a line longer or shorter, according to the depth of water; at the end of the line fasten an armed hook artificially baited, and put them into the water with the advantage of

the wind, that they may gently move up and down the pond. Now when one master pike has struck himself, it is a most pleasant diversion to see him bounce about in the water with a bladder. When you see him almost spent, take him up. See **PIKE**.

**JACK-DAW;** a chattering, subtil bird, that is a great devourer of beans, cherries, and other garden-fruits.

A very good method to catch them is, to drive a stake into the ground about four feet high, above the surface of the earth, but so picked at the top, that the jack-daw cannot settle on it; within a foot of which a hole must be bored thro' three quarters of an inch diameter, whereto you should fit a pin or stick six or eight inches long; then make a loop or spring of horse-hair fastened to a stick or wand of hazle, which may be entered into the stake at a hole near the ground; that done, by bending of the stick, slip the horse-hair loop thro' the upper holes, and put the short stick so, that the jack-daw, when he comes, finding a resting-place to stand conveniently amongst his food, perches on the short stick, which by his weight immediately falls, and gives the spring advantage of holding him by the legs.

**JARDES,** } are callous and hard  
**JARDONS,** } swellings in the hinder legs of a horse, seated on the outsides of the hough, as the spavin is on the inside. It is more to be feared than the spavin. It is not very common, so that but few people know it, though it be as painful as the spavin, and makes a horse halt. In this case there is no remedy but firing, which does not always succeed.

If upon the fore-sinew of the leg, between the spavin on the inside and the jardon without, there is a circle that joins them, and incompasses the nerve of the instep, the horse is spoiled and ruined past all recovery.

**JARRETIER;** an obsolete *French* word, signifying a horse whose houghs grow too close together.

In, inside within; and out, outside without.  
The



The inner heel, the outer heel; the inner leg, the outer leg; the in rein, the out rein.

This way of speaking relates to several things, according as the horse works to the right, or left, upon volts; or as he works along by a wall, a hedge, or some such thing.

Thus it serves to distinguish on what hand, or what side the horseman is to give the aids to a horse upon a manage.

For along by a wall, the outer leg is the leg of a side with the wall, and the other leg is the in-leg.

And upon volts; if a horse works upon the right, the right heel is the inner heel, the right leg the inner leg; and so by consequence, the left heel and left leg must be the outer heel and leg.

Now the downright contrary will happen, if the horse works to the left.

Now a-days, the riding-masters, to be easier understood, use the terms right and left; as for instance, assist the horse with the right heel, with the right leg, with the right rein; taking the situation of the heels and legs, with respect to the volt. See ENLARGE, GALLOP, FALSE, and LARGE.

JAW-BONES OF A HORSE, should be narrow and lean, but the distance between them and the throat, large and hollow, that he may the better place his head: if the jaw-bone be too square, that is, if there be too great a distance between the eye and that part of it which touches his neck, it is not only ugly and unseemly, but even hinders him from placing his head; and if there be but little distance betwixt the jaw-bones, then as soon as you pull the bridle to bring his head into it's most becoming posture, the bone meeting with his neck will hinder him, especially if also he have a short and thick neck, with that imperfection.

JAW-TEETH. See TEETH OF A HORSE.

JAY. See JACK-DAW.

JENNY-WREN; a curious fine song-bird of a chearful nature, so that none can exceed him in his manner of singing.

This bird is of a pretty speckled colour,

very pleasant to the eye, and when he sings, cocks up his tail, throwing out his notes with much pleasure and sprightliness.

The hen breeds twice a year; first, about the latter end of *April*; makes her nest with dry moss and leaves so artificially that it is a very hard matter to discover it, it being amongst shrubs and hedges, where ivy grows very thick; some build in old hovels and barns, but they are such as are not used to hedges.

They close their nest round, leaving but a little hole to go in and out at, and will lay abundance of eggs, sometimes to the number of eighteen, nay, sixteen young ones have been taken out of one nest, which, considering how small the bird is, appears strange.

Their second time of breeding is in the middle of *June*, for by that time the other nest will be brought up, and shift for themselves; but if you intend to keep any of them, take them at twelve or fourteen days old out of the nest, and give them sheep's heart and egg minced very small, taking away the fat and the sinews, or else some of a calf's or heifer's heart.

They are to be fed in their nests very often in a day, giving them one or two morsels at one time, and no more, lest they should cast it up again, by receiving more than they can bear or digest, and so expire.

They should be fed with a little stick; at the end whereof, take up the meat about the bigness of a white pea; and when you perceive them to pick it up from the stick themselves, put them into cages; afterwards, having provided a pan or two, put some of the same meat therein, and also about the sides of every cage, to entice them to eat; however, you must still feed them five or six times a day for better security, lest they should neglect themselves and die, when all your trouble is almost past; as soon as they have found the way to feed alone, give them now and then some paste: if you perceive them to eat heartily, and like it very well, you may forbear giving them any more heart.

Further, you must once in two or three  
G g days

days give them a spider or two; and if you have a mind your bird should learn to whistle tunes, take the pains to teach him, and he will answer your expectation.

Now, for the distinguishing of cocks from hens, when you have got a whole nest, observe which are brownest and largest, and mark them: also take notice of their recording; for such of them as record themselves in the nest before they can feed themselves, and those whose throats grow big as they record, they are certainly cocks.

**JESSES**, Ribbons that hang down from garlands, or crowns, in Falconry; also short straps of leather fastened to the hawk's legs, and so to the vervels.

**IMPING**: this term in Falconry signifies the inserting of a feather in the wing of a hawk in the place of one that is broke.

**IMPOSTHUME IN HORSES**, is an unnatural swelling of humours or corrupt matter in any part of the body.

This distemper may happen to a horse several ways, as by a collection of filthy humours, causing swellings, which in time grow to an inflammation, and at last break out into foul, mattery, and running sores.

There are two sorts of imposthumes; hot, and cold.

The disease may be known by the burning heat of the part, and the horse's being unwilling to be handled about that part.

For the cure, among many remedies I shall give but one, and particularly for the ripening the imposthume.

Bruise mallow-roots, and lilly-roots, of each a like quantity, boil them in hog's-grease, with linseed-meal, till they are soft, and apply them in the manner of a plaister to the part aggrieved, and it will ripen, break, and heal it.

**INCORDING**, burstenness in a horse. See RUPTURE.

**INK**, [in Falconry] the neck, or that part from the head to the body, of any bird that the hawk preys upon.

**INN OR INNER**, in the manage, is applied differently according as the horse works to the right or left, upon the volt, or as he works along by a wall, a hedge, or

the like: for in moving by a wall, the leg next the wall is called the outer leg, and the other the inner leg: and upon volts, if a horse works to the right, the right heel is the inner heel, and the right leg the inner leg; but if he works to the left, the left heel is the inner heel, &c. At present, riding-masters, in order to be more easily understood, generally use the terms right and left, instead of outer and inner.

**INSTEP**, is that part of the hinder leg of a horse that corresponds to the shank in the fore legs; extended from the ham to the pastern-joint. It should be big, flat, and in a perpendicular line to the ground, when the horse is in his natural posture of standing; so that when the insteps do not stand perpendicularly, it is a certain sign of weakness, either in the reins or hinder quarters.

**INTERFERE, OR CUT**; to knock or rub one heel against another in going, as horses sometimes do.

There are four accidents that cause a horse to interfere.

1. Weariness.
2. Weakness in his reins.
3. Not knowing how to go.
4. His not being accustomed to travel.

To which may be added, his being badly, or too old shod.

It happens more frequently behind than before, and is easily helped by shoeing, especially if the horse be young.

It is soon discovered, by the skin's being cut on the inside of the pastern-joints, and many times galled to the very bone, so that the horse often halts with it, and has his pastern-joints swelled.

To redress his grievance, 1. If a horse cuts through weariness, there is no better remedy than giving him rest, and feeding him well.

2. If he cuts before, take off his two fore-shoes, take down the out-quarter of each foot very much, and place the inner edge of the shoe, so as it may exactly follow the compass of his foot, without it's any ways exceeding towards the heel, then cut the spunges equal with the heel, and rivet the nails



nails so nicely into the horn that they may not at all appear above it, or else burn the horn with the point of a red hot iron, a little below the hole of each nail, which done, beat down and rivet them in those holes.

If after this method of shoeing he still continues to cut himself, you are to thicken the inner quarters and sponges of his shoes, so as they may double the thick of those on the outside, and always pare down his out-quarters even, almost to the quick, without in the least touching those on the inside; but be sure to rivet the nails very justly and close.

3. If the horse cuts behind, unshoe him, and pare down his out-quarters, even almost to the quick, give his shoes calkins only on the inside, and such a turn as may make them absolutely follow the compass and shape of his foot, without exceeding it, especially in the inner quarters; and above all, rivet the nails exactly, for one single rivet may cause a great disorder.

4. If notwithstanding all these precautions your horse does not forbear cutting, you must (besides what has been already ordered) take care that no nails at all be drove upon the inside, but only make a beak at the toe, to keep the shoe firm in it's place, so that continuing this method for some time, the horse will learn to walk, and no longer interfere though he were afterwards shod in the usual manner.

5. To prevent this disorder, some fix little boots of leather, or of an old hat, about the pastern-joints, which are made narrower at top than bottom, and therefore only fastened at top.

6. Others wrap about the pastern-joint, a piece of sheep's skin, with the woolly side next to the horse; and when 'tis worn out apply a new one.

INTERMEWING, [amongst Falconers] is the hawks mewing from the first change of her coat, till she turn white.

JOCKEY, one that trims up horses, and rides about with horses for sale.

JOUK [in Falconry]; a hawk is said to jouk when she falls asleep.

JOURNEY, to travel by land, properly as much ground as might be passed over in a day; also a tract or extent of ground, way, or march.

*Directions for preserving a Horse sound upon a Journey.*

See that his shoes be not too streight, or press his feet, but be exactly shaped; and let him be shod some days before you begin a journey, that they may be settled to his feet.

Observe that he is furnished with a bitt proper for him, and by no means too heavy, which may incline him to carry low, or to rest upon the hand when he grows weary, which horsemen call, making use of his fifth leg.

The mouth of the bitt should rest upon his bars about half a finger's breadth from his tushes, so as not to make him frumble his lips; the curb should rest in the hollow of his beard a little above the chin; and if it gall him, you must defend the place with a piece of buff, or other soft leather.

Take notice that the saddle do not rest upon his withers, reins, or back-bone, and that one part of it do not press his back more than another.

Some riders gall a horse's sides below the saddle with their stirrup-leathers, especially if he be lean; to hinder it, you should fix a leather-strap between the points of the fore and hind bows of the saddle, and make the stirrup-leather pass over them.

Begin your journey with short marches, especially if your horse has not been exercised for a long time: suffer him to stale as often as you find him inclined, and not only so, but invite him to it; but do not excite your mares to stale, because their vigour will be thereby diminished.

It is adviseable to ride very softly, for a quarter or half an hour before you arrive at the inn, that the horse not being too warm, nor out of breath, when put into the stable, you may unbridle him; but if your business obliges you to put on sharply, you must then (the weather being warm) let him be walked in a man's hand, that he may cool by degrees; otherwise if it be very cold,

let him be covered with cloths, and walked up and down in some place free from wind; but in case you have not the conveniency of a sheltered walk, stable him forthwith, and let his whole body be rubbed and dried with straw.

Although some people will have their horse's legs rubbed down with straw as soon as they are brought into the stable, thinking to supple them by that means; yet it is one of the greatest errors that can be committed, and produces no other effects than to draw down into the legs those humours that are always stirred up by the fatigue of the journey: not that the rubbing of horses legs is to be disallowed, on the contrary, we highly approve of it, only would not have it done at their first arrival, but when they are perfectly cooled.

Being come to your inn, as soon as your horse is partly dried, and ceases to beat in the flanks, let him be unbridled, his bitt washed, cleansed, and wiped, and let him eat his hay at pleasure.

If your horse be very dry, and you have not given him water on the road, give him oats washed in good mild ale.

The dust and sand will sometimes so dry the tongues and mouths of horses, that they lose their appetites: in such case give them bran well moistened with water, to cool and refresh their mouths; or wash their mouths and tongues with a wet sponge, to oblige them to eat.

The foregoing directions are to be observed after moderate riding, but if you have rid excessive hard, unsaddle your horse, and scrape off the sweat with a sweating-knife, or scraper, holding it with both hands, and going always with the hair; then rub his head and ears with a large hair-cloth, wipe him also between the fore-legs and hind-legs; in the mean while, his body should be rubbed all over with straw, especially under his belly and beneath the saddle, till he is thoroughly dry.

That done, set on the saddle again, cover him, and if you have a warm place, let him be gently led up and down in it, for a quarter of an hour, but if not, let him dry where he stands.

Or you may unsaddle him immediately; scrape off the sweat; let the ostler take a little vinegar in his mouth and squirt it into the horse's; then rub his head, between the fore and hind legs, and his whole body, till he is pretty dry; let him not drink till thoroughly cool and has eat a few oats; for many, by drinking too soon have been spoiled. Set the saddle in the sun or by a fire in order to dry the pannels.

When horses are arrived in an inn, a man should, before they are unbridled, lift up their feet, to see whether they want any of their shoes, or if those they have do not rest upon their sides, afterwards he should pick and clear them of the earth and gravel, which may be got betwixt their shoes and soles.

If you water them abroad, upon their return from the river, cause their feet to be stopped with cow-dung, which will ease the pain therein; and if it be in the evening, let the dung continue in their feet all night, to keep them soft and in good condition; but if your horse have brittle feet, it will be requisite to anoint the fore-feet, at the on-setting of the hoofs, with butter, oil, or hog's-grease, before you water him in the morning, and in dry weather they should be also greased at noon.

Many horses, as soon as unbridled, instead of eating lay themselves down to rest, by reason of the great pain they have in their feet, so that a man is apt to think them sick, but if he looks to their eyes, he will see they are lively and good, and if he offers them meat as they are lying, they will eat it very willingly; yet if he handles their feet, he will find them extremely hot, which discovers their suffering in that part.

You must therefore see if their shoes do not rest upon their soles, which is somewhat difficult to be certainly known, without unshoeing them, but if you take off their shoes, then look to the inside of them, and you may perceive that those parts which rest upon the soles, are more smooth and shining than the others: in this case you are to pare their feet in those parts, and fix on their shoes again, anointing the hoofs, and  
stopping



stopping the soles, with scalding hot black pitch or tar.

After a long days journey, at night feel your horse's back, if it be pinched, galled or swelled, (if you do not immediately discover it, perhaps you may after supper) there is nothing better than to rub it with good brandy and the white of an egg. If the galls are between the legs, use the same remedy; but if the ostler rubs him well between the legs he will seldom be galled in that part.

In order to preserve horses after travel, take these few useful instructions. When you are arrived from a journey, immediately draw the two heel nails of the fore-feet; and, if it be a large shoe, then four: two or three days after you may blood him in the neck, and feed him for ten or twelve days only with wet bran, without giving him any oats; but keep him well littered.

The reason why you are to draw the heel-nails, is because the heels are apt to swell, and if they are not thus eased, the shoes would press and streighten them too much: 'tis also advisable to stop them with cow-dung for a while, but do not take the shoes off, nor pare the feet, because the humours are drawn down by that means.

The following bath will be very serviceable for preserving your horse's legs. Take the dung of a cow or ox, and make it thin with vinegar, so as to be of the consistence of thick broth, and having added a handful of small salt, rub his fore-legs from the knees, and the hind-legs from the gambrels, chafing them well with and against the hair, that the remedy may sink in and stick to those parts, that they may be all covered over with it. Thus leave the horse till morning, not wetting his legs, but giving him his water that evening in a pail: next morning lead him to the river, or wash his legs in well-water, which is very good, and will keep them from swelling.

Those persons, who, to recover their horse's feet, make a hole in them, which they fill with moistened cow-dung, and keep it in their fore feet during the space of a month, do very ill, because, though the

continual moisture that issues from the dung, occasions the growing of the hoof, yet it dries and shrinks it so excessively when out of that place, that it splits and breaks like glass, and the foot immediately straitens.

For 'tis certain that cow-dung (contrary to the opinion of many people) spoils a horse's hoof; it does indeed moisten the sole, but dries up the hoof, which is of a different nature from it.

In order therefore to recover a horse's feet, instead of cow-dung, fill a hole with blue wet clay, and make him keep his fore-feet in it for a month.

For a horse that has been rid extremely hard, that there is danger of foundering, see an excellent remedy under the head, *FOUNDERING in the feet.*

Most horses that are fatigued, or over-rid, and made lean by long journies, have their flanks altered without being purisy, especially vigorous horses that have worked too violently.

There is no better method to recover them, than to give each of them in the morning, half a pound of honey very well mingled with scalded bran, and when they readily eat the half pound, give them the next time a whole one, and afterwards two pounds, every day continuing this course till your horses are empty, and purge kindly with it; but as soon as you perceive that their purging ceases, forbear to give them any more honey.

You may administer powder of liquorice in the scalded bran for a considerable time; and to cool their blood, it will not be improper to let them have three or four glister: if their flanks do not recover, give them powder for purisive horses; *which see under that Article,*

In case the horse be very lean, it is expedient to give him some wet bran, over and above his proportion of oats; and grass is also extraordinary beneficial, if he be not purisy.

If it be a mare, put her to a horse, and if she never had a foal before it will inlarge her belly.

Sometimes excessive feeding may do horses more harm than good, by rendering them subject to the farcy.

You should therefore be cautious in giving them too great a quantity at a time, and take a little blood from him now and then.

When a horse begins to drink heartily, it is a certain sign that he will recover in a short time; but as to the method of giving him water during a journey, See WATERING OF HORSES.

ITCH IN HAWKS, a distemper with which they are affected; and are also sometimes troubled with a rankness in their feathers, which causes them to put them out all bloody, and then they pull them off with their beaks.

For the cure, anoint such places with some kind of nauseous bitter oils, or the like, to keep the hawk from pulling them out; besides this the humour must be dried up and repelled, in order to which, boil two or three races of beaten ginger in a pint of strong vinegar, and add two or three sprigs of rue; when it is boiled to one half, put in the quantity of a walnut of allum, and a spoonful of honey, let it boil a little, and put it up in a bottle for use.

Anoint the parts affected, with a feather dipped in this water, and it will strengthen any feather, tho' never so much bruised.

ITCH IN HORSES, a distemper which may be perceived by their rubbing their legs till the hair comes off.

For the cure, use a mixture of two ounces of *Sorbs*, which must be infused for six hours in a pint of strong vinegar, and set it on fire; rub the part affected with it twice, and it will cure it.

It will also be proper to bleed him in the bows.

JUCKING-TIME, the season of going to the haunts of partridges, very early in the morning, or in the close of the evening, there to listen for the calling of the cock-partridge, which will be very loud, with no small eagerness, and will make the hen answer him, so that they will soon come together, as may easily be known by their chattering and rejoicing notes.

Whereupon you may take your range about them, drawing in, little by little, to the place where you heard them juck.

JUKE [in Falconry] the same as INK.

To JUKE, OR JUG: to perch and roost as a hawk and other birds do.

KEEPER OF THE FOREST, otherwise called, chief warden of the forest, is he that has the principal government of all things belonging to a royal forest, and the check of all the other officers; so that the Lord Chief-Justice in Eyre of the forest, when he thinks fit to hold his justice-seat, sends out his general summon to the keeper forty days before, to warn all under officers to appear before him at the day assigned in the summons.

KENNEL, a place or little house for hounds; and in a metaphorical sense, used for the pack of hounds itself.

To make a compleat kennel, three conveniences ought to be observed, *viz.* a sweet air, fresh water, and the morning-sun, for which the following rules may be instructive.

The court should be large, for the more spacious it is the better it will be for the hounds to refresh themselves in; and it should be well walled, or fenced about, to prevent their getting out, but not so high as to keep out the sun or wind.

The water, if possible, should run through some part of the court or yard; or for want thereof, have a well with a stone trough about a foot and a half high, always kept with fresh water, to the end the hounds may drink when they please; and at one end of the trough there must be a hole to let out the water for cleansing it.

Let the kennel be built in the highest part of the court, in which there should be two rooms, one of which should be larger than the other, with a large chimney to make a fire, when need requires.

This room should be raised about three feet from the ground, and in the floor there should be two gutters for the conveyance of the urine.

There must be dispersed up and down  
small



small bedsteads raised a foot from the floor, with holes pierced thro' the planks for drawing away their urine.

The other room must be for the huntsman to keep his poles, whips, liams, falves, and the like necessaries; there should be a copper for the boiling, dressing, and ordering of their food, when they come home wet and weary: for at such times, they should be cherished as instruments of your recreation and profit, that they may delight in your service, and taste of your bounty, and you need not doubt but to have credit of them in the field.

Be careful not to give them any thing to drink in vessels of copper; and as to the proportion and quality of allowance for food, it must be ordered with relation to the nature of the hounds and their sizes: three bushels of oats, with a bushel and a half of wheat bran, will serve ten couple and a half of middling-sized hounds a week, giving them sometimes beef broth, whey, slipt-milk, chippings of bread, bones, and sometimes a little horse-flesh; for change of food creates a good appetite, and preserves health.

The oats and wheat-bran must be boiled and thickened with milk and butter-milk, with some chippings, or some broken meat boiled therein.

As concerning horse-flesh, those best skilled this way, think of all their foods (provided it be given with discretion) horse-flesh the best, and hottest; but be sure to flea, or skin the beasts, lest the dogs discerning the hair, may fall on them when living in the field: as for dogs that are accustomed to hunt the hare, it is not good to give them any meat, because it is said to withdraw their scent or affections from the chace, as their flesh is not very sweet, nor their scents very strong.

If the Huntsman perceives that thro' long and frequent chaces the hounds fall away, he must be more careful in feeding and cherishing them up with some good broth, of boiled oxen or sheeps hearts.

On such days as the hounds do not hunt, the best times to feed them are early, before

sun-rising, and late in the evening, after sun-set; and on the days they hunt, they ought to be rewarded as they come home, be it when it will, with a good supper, for nothing is a greater discouragement to a hound than to go to sleep with an empty belly after hard labour.

If you have more dead flesh than you have present occasion for, it may be preserved a week or ten days sweet, by burying it under ground. *See* ENTRING OF HOUNDS.

*To* KENNEL; a term applied by fox-hunters to a fox when he lies in his hole.

KESTREL, a kind of hawk. *See* CASTREL.

KICKER AGAINST THE SPURS. *See* RAMINGUE.

KINDER, [amongst Hunters] a company of cats.

*To* KINDLE, the term used for a rabbit when she brings forth her young.

KINK IN ANGLING, is a term used in trowling, when the line is twisted between the top of the rod and the ring, thro' which it ought to run freely; or when part of the line twists about the other part that is coiled in your left hand. Silk lines are more apt to kink than hair-lines.

KIPPER-TIME, a space of time between the festival of the invention of the Holy Cross, *May 3*, and *Twelfth-day*; during which, salmon-fishing in the river *Thames*, from *Gravesend* to *Henley*, was forbidden, by *Rot. Parl. 50. Edw. III.*

KITES, hawks, and other birds of prey, wait for chickens, pigeons, pheasants; and upon which account it is necessary that the countryman be constantly furnished with a good fowling-piece to destroy and scare them away.

You may also place small iron gins about the breadth of one's hand, made like a fox gin, and baited with raw-flesh, which is a very good means to catch them; and further they may be frightened away by straining-lines, or pieces of nets over the places where you keep pigeons, pheasants, &c.

*To* KNAP; to snap or break, to pick at; amongst hunters, the same as to browse, or to feed upon the tops of young leaves, &c.

**KNIFE OF A HORSE**, is the joint of the fore-quarters, that joins the fore-thigh to the shank.

**L AIR, } [a term in Hunting] which**  
**L FER, } signifies the place where the**  
 deer harbour by day.

**LAME**; a horse is said to be lame of an ear, when he halts upon a walk or a trot, and keeps time in his halting with the motions of his head, for all lame horses do not keep time after that rate. See **HALTING**.

**LAME OF THE BRIDLE**, is likewise used by the way of raillery, to signify the same thing.

**LAMENESS IN A HORSE**, in any joint, limb, or member of the body, may be found out three ways :

Cause him to be turned at the halter's end, on either hand, suddenly and swiftly, upon as hard a way as can be picked out : and if he has any ache, wrench, or grief in his fore-parts, it will appear ; for when he turns upon that hand on which the grief is he will favour that leg, and so run both towards, and from the man, especially if done at a little yielding hill : but if you cannot find it out this way,

Get upon the horse's back, and ride till you have heated him thoroughly, and set him up for two or three hours, till he is cold ; then turn him at the halter's end, or ride him again, and the least grief that is in him may easily be discovered.

If you would know whether the grief proceeds from a hot or cold cause ; observe, if it be from heat, he will halt most when he is hot ; but if it be from a cold cause he will halt least when he is hot, and most rid or travelled ; and if it be from cold, he will do it most at his first setting out, while he is cold.

*Lamenefs in the Stiffle.*

A horse that has contracted a lameness in the stiffle generally treads on his toe, and cannot set his heel to the ground without great difficulty and pain. When you find this is the case, bathe it well with warm

vinegar, and if a puffy swelling appears, foment it well with a woollen cloth, wrung out of hot vinegar, or a decoction of wormwood, bay leaves, and rosemary, adding half a pint of spirit of wine to a quart of the decoction. Let this operation be continued till the swelling disperses, and then bathe the part with the medicines above mentioned.

*A Lameness in the Whirl-bone.*

A lameness in this part and the hip is discovered by the horse's dragging his leg after him, and dropping backward on his heel when he trots. If the muscles of the hips only are injured the lameness is easily cured ; but if the ligaments of the joints are effected, the cure is often very difficult, tedious and uncertain. But whatever be the case the method of cure is the same ; which consists in bathing the parts well with cooling medicines four or five times a day. If the injury consists in a muscular strain only, this bathing will remove the complaint, and the horse will be soon fit to do his business. But if the ligaments are injured, time and rest alone can restore the proper tone of the injured parts ; and therefore the best method will be to turn him to grass. See **STRAINS**.

**LAMPAS, } is a sort of swelling in**  
**LAMPERS, } the palate of a horse's**  
**LAMPRESS, } mouth, i. e. an inflammation**  
 in the roof of his mouth behind the nippers of his upper jaw, so called, because it is cured by burning with a lamp or hot iron.

It is caused by the super-abounding of blood, and it's resorting to the first furrow of the mouth, near to the fore-teeth, which causes the said furrow to swell as high as the gathers, which will hinder him from feeding, and cause him to let his meat fall half chewed out of his mouth again.

This is a natural infirmity with which all horses are affected sooner or later, and every common farrier can cure it.

The usual method of cure is, to take it away with an instrument of iron made for that purpose, and heated red hot.





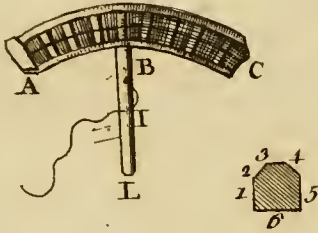
Faint, illegible text or markings, possibly a label or description, located below the first two mushroom drawings.

Faint, illegible text or markings, possibly a label or description, located below the third mushroom drawing.

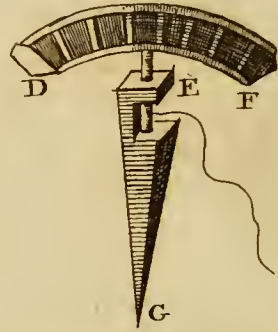
Large block of very faint, illegible text or markings, possibly a detailed description or list of characteristics for the first two mushrooms.

Large block of very faint, illegible text or markings, possibly a detailed description or list of characteristics for the third mushroom.


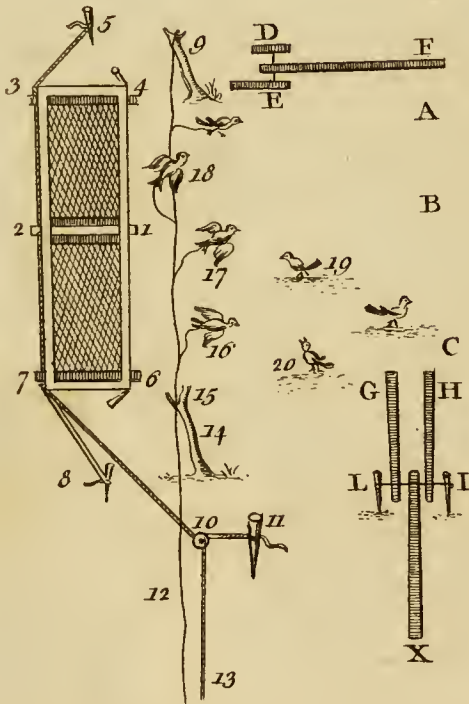
Fig. 3.



Larks



Springs for taking Larks, Partridges, &c.





But in the operation great care must be taken, that in burning the flesh you do not touch the bone; for if you do, the bone will scale, and several dangerous consequences may follow.

**LANDING-NET**, IN **ANGLING**, a small net extended upon a ring or hoop, and fastened to the end of a long manageable pole, to assist in bringing fish to land.

**LANDING-HOOK**, IN **ANGLING**, is also necessary to the safe bringing large fish to shore, and are made with a screw to fasten into a socket at the end of a pole, which when your fish is entangled, you put it into its mouth, and draw it to land. It is used chiefly for barbel, salmon, and other strong fish.

**LANNER**, } OR **TUNISIAN FALCON**.  
**LANNERET**, } The lanner is a hawk common in all countries, especially in *France*, making her eyrie on high trees in forests, or on high cliffs near the sea side.

She is less than the falcon-gentle, fair-plumed when at enter-mewer, and of shorter talons than any other.

**LARGE**; a horse is said to go large and wide when he gains or takes in more ground in going wider of the center of the volt, and describing a greater circumference,

**LARK**, a small grey bird, that sings in the morning when it is fair weather, and breeds in *May*, *July*, and *August*, when the young ones are able to quit their nests in ten or twelve days: there are larks that fly in flocks, and these are the first birds that proclaim the approach of summer; and others, that keep more close to the ground, as the sky-lark, and wood-lark; both sorts feed upon worms and ants: they are good food, when young and well fed: their flesh is firm, brown, juicy, and easy of digestion. They make use of the heart and blood of a lark in the wind and stone-cholick: they are also accounted good for those troubled with the gravel, and phlegm in the kidneys and bladder.

The way of taking larks is with nets, as they do ortolans, only they use a looking-glass for the first, known with us by the name of doring, or daring, and the callers

are set upon the ground; whereas those for ortolans, are placed upon small wooden forks.

The looking-glass made use of for this purpose, is made of several pieces, described *Plate VIII*. by the figures 1, 2, 3. Take a piece of wood A, C, an inch and half thick, and about nine inches long; it must be cut in such a manner as to bend like a bow, as you see at A, B, C, and that it may have six faces according to it's length.

The figure marked 1, 2, 3, 4, 5, 6, represents it's form or cut; that at 6 undermost, must be an inch and a half broad; the faces ought so to diminish in thickness, that the uppermost at 3 should be but half an inch broad; the five corners, 1, 2, 3, 4, 5, must be let in to receive as many pieces of looking-glass: in the middle of the lower face, or corner of the wood marked 6, or B, in the first figure, a hole must be made to receive a little wooden peg six inches long, and a finger thick, a little pointed at the end, with a small hole in the middle 1, there to fasten a cord.

Then take another piece of wood, six inches thick, and a foot long, sharpened at the end Q, in order to fix it to the ground; make a mortaise in it at M, O, about two inches high, and one inch and a half deep or broad; then bore or pierce a hole in the said piece above at N, and continue the hole to the bottom of the notch M, O; into this hole you are to put the peg I, B, as represented in the third figure; when it is thus fixed, put a small cord or line into the hole, and twisting it about, your looking-glass is finished. You must place it between the two nets, near the middle of them, and carry the line to the edge; so that pulling the line, you may make the looking-glass play in and out, as children do a whirly-gig: keep it always turning, that the twinkling of the glass against the sun may provoke the larks to come and view it. The right season for this sport begins in *September*, and especially white frosty mornings.

Some catch larks with a clap-net.

These birds, when it freezes hard, go in  
 H h great

great flocks, and fly from one field to another, in quest of their food; and they first fly low, near the ground, and alight where they see some others: now, in order to take them, you must provide yourself with three sticks, like to those here represented at D, E, F, five or six feet long, very strait, and strong enough, with a notch at each end; at the end of which fasten on one side a stick, as at E, a foot and a half in length, and on the other side a small peg two or three inches long; one of these two poles or sticks must have two sticks tied to the end, opposite to one another; and there must be two other small sticks or pegs fastened to the side of each stake, as you see described in the figure marked G, L, X, I, H. The stick I, X, must have two notches at it's ends; one at X, there to place the net, and the end I, where the two sticks G, H, are fastened, and to the side of each stick the pegs L, I; and when you intend to catch larks, three or four men must go from one field to another, which must be pretty even, and not hilly, and pitch your nets: the three sticks must be fastened together at both ends and in the middle, and place the staff with the two pegs in the middle, that the net may the more easily and readily turn, being guided by this staff, which will turn between the two sticks, which you are to join in the ground: the two other ends must be opposite to one another, insomuch that the four sticks will be found to be fixed in a strait line; and that the cord at the bottom of the net may be very stiff, get a strong cord, 3, 5, twelve feet long, one end of which you are to fasten to the stick 3, and the other to that at 5, which you must pitch in the ground over-against those at 4, 1, 6: in like manner fasten another cord, ten feet long, to the end of the stick or staff 7, with a peg 8 at the other end, which fix in the ground to the right of the others; pull it with all your strength, that the upper cord or line may be as stiff as that below; you must have another cord about ten or twelve fathoms long, which put on a pully, and at one end fasten it to the stick 7, and let the others be tied

to the stake behind the stand, which should be made of stubble put round some sprigs or small branches of wood; the pully must be held at the place marked 10, fifteen feet distant from the net, with a cord tied to the stake 11, so that the space between the pully and it's stake must be a foot and a half long, and the pully advanced to within two feet in the inside of the bottom of the net, that it may turn more expeditiously.

The whole being set in order, let the person take his stand; and let the other persons post themselves in such a manner, that the game 19, 20, may, as it were, be between them three: I suppose one of them advances from the place marked A, the other from B, and third from C; but those at A and B, must move more forward than the middlemost; and thus the larks seeing themselves hemmed in, as it were on all sides, and being obliged to fly strait over the nets; to forward them the more therein, take a good long packthread, tie one end of it to the point of the small peg 9, and a foot and a half, or two feet high, fixed upright in the ground, within two feet of the nets, and pass it from thence over a small forked stick, cut of the same height as the other stick or peg, and fix it likewise in the ground; the other end of the packthread must be conveyed to the stand. To this packthread, tie three or four birds, 15, 16, 17, 18, by the legs, with other small packthreads, a foot and an half long; and when the person in the stand sees the flock of larks fly, he must stir the packthread a little, and when those at large perceive it, they will make directly thither, and then is his time to hold the cord in both his hands and draw it. Those live birds tied to the packthreads, are termed calls.

Country people, when they are not provided with nets, make use of springs, and such like things, to take larks with.

When the weather is very cold, they observe those places wherein they delight most, and to allure them the more thither, they strew some oats in the place where they lay their springs, putting on several ridges of earth, near one another, packthreads of  
about



about four or five fathom, to which they fasten several springs or collars, made of horse-hair, and thereby take great numbers of them.

LASK, OR } [in Horses], is a distemper  
LOOSENESS } per occasioned by such a  
weakness of the stomach, that their food passes through their guts without any alteration, which is a very dangerous case, and frequently fatal to them. It also sometimes proceeds from the corruption of humours, either collected in the stomach, or thrown upon it from other parts.

The external causes, are eating too much provender, feeding upon mouldy or rotten hay, frozen grass, rye, straw, and other unwholesome fodder, drinking very cold water, or immediately after the eating of a great quantity of oats, immoderate fatigue, excessive fatness, and sometimes want of exercise.

If the excrements voided, boil and work upon the ground, it is a sign that the distemper proceeds from over-heated cholera, which is seldom dangerous, nay it is sometimes profitable.

Again, if the ordure be white, it is a sign of crude, cold humours; if watery, it betokens a great weakness of the stomach.

Lasks occasioned by drinking cold water in summer, or melted snow, or by eating tender grass, or other loosening things, are not to be regarded; but such as proceed without any manifest outward cause, are not by any means to be neglected.

For the cure. If the excrements appear mixed with small pieces or scrapings of the guts, you ought immediately to endeavour to prevent a deadly ulcer in those parts, by giving him two or three times a day, a pint of cooling, softening decoction, made as follows, viz. two ounces of barley, two ounces of marsh-mallow roots, and one ounce of the powder of sal prunella, boiled in three quarts of water to one quart.

If the distemper is caused by phlegm, you may make use of cordial powders or pills, and other hot medicines, proper for strengthening the stomach and relaxed parts.

Sometimes a lask is a reasonable effort of

nature, to free it self from a troublesome load of humours; but if it continues longer than three days, with loss of appetite, it ought to be checked, for horses are sometimes foundered by it's long continuance.

In this case, give the horse for his food, bran moistened with claret, or barley parched and ground, and the best hay; but oats are in no wise proper.

LASSITUDE, OR WEARINESS IN HORSES, may proceed either from heat or cold; either when he has a retention of urine, has drank after being heated, or has been put to his utmost speed at once after long rest; the remedy for which, is rest. You may also give him hog's suet mixed with wine.

If the lassitude proceeds from cold, or be in cold weather, make use of fomentations, and anoint his head and back-bone with ointment, in hot water or warm wine.

If he has retained his urine, use the same medicines, or rub his head and reins with hot oil, mixed with hog's grease or hog's blood, and give it him to drink with wine.

LAUND } [in a Park], plain, untilled  
LAWN } ground.

LAWING OF DOGS, a cutting out the balls, or the three claws of his fore-feet. See To EXPEDiate.

LEAD, a horse going upon a strait line, always leads and cuts the way with his right foot.

The Duke of *Newcastle* was the first that made use of the term, and indeed it is very expressive. See GALLOP UNITED, and GALLOP FALSE.

LEAD FOR ANGLING. To lead your line, do it with a shot cloven, and then closed exactly on it, not above two on a line, and about two inches distant from each other, and the lowest seven or eight inches from the hook; but for the running-line, either in clear or muddy water, nine or ten inches, and in a sandy bottom full of wood, shape your lead in the diamond fashion, or that of a barley-corn or oval, and bring the ends very close and smooth to the line; but make it black, or the brightness will scare the fish.

**LEADING OF LINES,** The small round pellet or lead-shot is best, especially for stony rivers, and the running line.

**LEAM,** } [among Hunters] a line to  
**LIAM,** } hold a dog in, otherwise called a leash.

**LEAP,** an air of a step, and a leap. *See STEP.*

**LEAPING-HORSE,** one that works in the high manage, a horse that makes his leaps in order, with obedience, between two pillars, upon a strait line, in volts, caprioles, balotades, or croupades.

Use, which in most things has a sovereign sway, excludes a gallop *a terra a terra*, and corvets, from the number of leaps, because the horse does not rise so very high in these.

Each leap of a leaping-horse ought to gain or make, not above a foot and a half of ground forwards.

**LEASH,** } a small, long thong of leather,  
**LEASE,** } ther, by which a Falconer holds his hawk, twisting it about his fingers. Also a line to hold in a hunting-dog.

**LEASH OF GREYHOUNDS, FOXES, HARES, &c.** or three of any kind of game; the term being now restrained to that number, which was formerly double, or perhaps indefinite.

**LEATHER - MOUTHED.** Leather-mouthed fish are such as have their teeth in their throat; as the chub, barbel, gudgeon, carp, &c.

**LEEK-HEADS,** a kind of warts, that come about a horse's pasterns or pastern-joints; they are higher than the skin, about half the thickness of one's finger, throw out filthy stinking stuff, spoil the leg, and are very difficult to cure.

Those that arise in the pasterns are hid beneath the long hair of the fetlocks, and are some of them so extremely malignant, that they make the hair fall off all round them, and they themselves grow up like walnuts.

There are other again more flat, and not so much raised above the skin, yet are more dangerous than those that are the biggest and most elevated.

These leek-heads are easily discovered, being many mattery warts that touch one another, and without hair: they send forth much matter for the most part, but may be dried up for a time.

**LEDGER-BAIT.** A bait that is fixed or made to rest in one place, when you shall be absent. It is best to be a living one, a fish or frog. Of fish, a roach or dace is best. Cut off the fin on the back, and make an incision with a sharp knife, between the head and the fin on the back, and put the arming-wire of your hook into it, and carrying it along his back, unto the tail, betwixt the skin and the body, draw-out your arming at another scar near the tail, and then tie him about it with thread.

**LEGS OF THE HORSEMAN,** the action of the horseman's legs given seasonably, and with judgment, is an aid that consists with approaching more or less with the calf of to the flank of the horse, and in bearing it more or less off, as there is occasion.

This aid a horseman ought to give very gently, in order to animate a horse, for in stretching the ham, he makes the horse dread the spur, and this fear has as much effect as the spur itself.

**LEGS OF A HORSE,** should have a due proportion of their length to that of the body: the fore legs are subject to many infirmities, as being the parts that suffer most, and are also commonly the smallest and weakest.

There are several marks of bad legs, *viz.* if they appear altogether strait, or as if they were all of one piece.

A horse is said to be strait upon his members, when from the knee to the fore part of the coronet, the knees, shank, and coronet, descend in a strait or plumb-line, and that the pastern-joint appears more, or at least, as much advanced as the rest of the leg; such legs are like those of a goat, making a horse apt to stumble and fall; so that in time the pastern is thrust quite forward out of its place, and the horse becomes lame.

Horses which are strait upon their members, are quite contrary to those that are long-



long-jointed; that is, whose pasterns are so long and flexible, that the horse in walking almost touches the ground with them.

This is a greater imperfection than the former, because some remedy may be applied to them, but there can be none for this; besides, it is a sign of little or no strength, and such horses are not fit for any fatigue or toil.

Some horses, though they be long-jointed, yet do not bend their pasterns in walking, being somewhat long; yet if they are not too flexible, such a horse will gallop and run with a great deal more ease to his rider, than if he were short jointed.

These are the only horses for persons of quality, who seek after their own ease and pleasure; and indeed those horses may be compared to coaches with springs, which render them infinitely more easy than those without them.

LEGS IN A STRAIT LINE, is an imperfection in a horse, where his legs, from the knee to the coronet, appear in a strait line as the horse stands with them in their natural position.

The remedy is shoeing; in doing which the heels must be taken down almost to the quick, without hollowing the quarters; and if, when this has been done, the leg does not fall back enough, but that the horse still carries his pastern-joint too far forward, then the shoe must be so made, as to go beyond or exceed the toe, about the breadth of half a finger; and also it must be thicker in that than in any other part: and in the mean time, anoint the back sinews of his legs with the ointment of *Montpellier*; and these things will reduce them to their proper position.

Of the four legs, the two before have several parts, each of which has a peculiar name; so that by the name of fore-leg, we commonly understand that part of the fore-quarters that extends from the hough to the pastern-joint, and call it the shank. The part that corresponds with it in the hinder quarters, we call the instep,

But in common discourse, we confound

the fore and hind quarters, and without any distinction, say, the four leg of a horse.

A horse is said to want the fifth leg; when he is tired, and bearing upon the bridle, lies heavy on the horseman's hand.

LENGTH; to passage a horse upon his own length, is to make him go round in two treads, at a walk or trot, upon a spot of ground so narrow, that the horse's haunches being in the center of the volt, his own length is about the semi-diameter of the volt, the horse still working behind the two heels, without putting his croup, or going at last, faster or slower than at first.

LESSES [with Hunters] the dung of a wild boar, bear, or wolf.

LESSON, is a word used for the instruction of both the horse and scholar.

LESSONS FOR A HORSE; when your horse will receive you to and from his back gently, trot forward willingly, and stand still obediently, then for what purpose to ever he is intended, these general lessons may serve him.

With a large ring, that is at least fifty paces in circumference, labour him in some gravelly and sandy place, where his footsteps are discernable, and having trod it about three or four times on the right hand, rest and cherish: afterwards changing the hand, do as much on the left, then rest and cherish; change again, and do as much on the right; ever observing, upon every stop, to make him retire and go back a step or two: continue this till he trots his ring on what hand you please, changing within it in form of the capital *Roman S*; and does it readily and willingly: then teach him to gallop them as he trotted them, and that also with true foot, lofty carriage and brave rein, ever observing when he gallops to the right hand, to lead with his left fore-foot; and when he gallops to the left-hand, to lead with the right fore-foot.

Stopping; for when you come to a place of stop, or would stop, by a sudden drawing in of the bridle-hand, somewhat hard and sharp, make him stop close, firm, and strait in an even line; and if he err in any thing,

put him to it again, and leave him not till you have made him understand his error, and amend it.

Advancing, with which if you accompany the aforementioned stop a little from the ground, it will be better, and may be done by laying the calves of your legs to his sides, and shaking the rod over him as he stops: and if he does not understand it at first, yet by continuance, and labouring him therein he will soon attain to it, especially if you do not forget to cherish him, when he shews the least token of apprehending you.

Retiring is another lesson, after stopping, and advancing; and this motion must be both cherished and increased, making it so familiar to him, that none may be more perfect; neither is he to retire in a confused manner, but with a brave rein, a constant head and a direct line; nor should he draw or sweep his legs one after another, but take them clean, nimbly, and easily, as when he trots forward.

LEVERET, a young hare, so called in the first year of her age.

LEVINER, } a hound of a very singular  
LYEMER, } scent, and an incomparable swiftness: this as it were a middle kind, betwixt a harrier and a grey-hound, as well for his kind as the form or shape of his body. This dog, for the excellency of his condition, viz. his smelling and swift running, follows the game with more eagerness, and taketh the prey with great quickness.

LIBERTY OF THE TONGUE, is a void space left in the middle of a bitt, to give place to the tongue of a horse, made by the bitt's arching in the middle, and rising towards the roof of the mouth.

The various forms of the liberty gives name to the bitt.

Hence we say a scatch mouth, a pignatelle, *i. e.* with the liberty of *Pignatelle's* fashion; a cannon-mouth, with the liberty like a pigeon's neck.

LICE, hawks lice do most infest their heads, the ply of their wings and train. In the winter they may be killed in the manner following: beat two drachms of pepper to powder, and mingle it with warm water,

and with it wash the parts infested with these lice or mites; then set the hawk on a perch, with her back and train against the sun, and holding in your hand a small stick about a handful long, with a piece of soft wax at the end of it; with that (while the hawk is weathering herself) you may take away those vermin, which will be crawling on the outside of her feathers; or you may add to the pepper and water some staves-acre, and it will do very well.

In the summer-time these lice may be killed with *Auripigmentum*, powdered and strewed on the places where they lie: Or,

You may mayl the hawk in a piece of cotton, or in some woollen cloth, and put a little wool or cotton between the head and her hood; then take a pipe of tobacco, and putting the little end in at the team, blow the smoak, and what lice escape being killed will creep into the cloth. This way is safe, easy, and certain.

LIGHT HORSE, is a swift, nimble runner.

We likewise call a horse light that is well made, though he is neither swift nor active; for in this last expression we consider only the shape and make of a horse, without regard to his qualities.

LIGHT UPON THE HAND; a horse is said to be such that has a good tractable mouth, and does not rest too heavy upon the bitt.

Your horses that have a thin forehead, that is, small shoulders, are commonly light upon the hand.

We call a coach-horse light, when he stirs nimbly, and dreads the whip; or, when he has a light trot.

All your light coach-horses are good; and a hard heavy coach-horse, that takes the lashing easily, is good for nothing. LIGHT HAND. See HAND.

LIGHTEN; to lighten a horse, to make a horse light in the fore-hand, is to make him free and lighter in the fore-hand than behind.

If you would make your horse light, you ought to find him always disposed to a gallop when you put him to a trot, and after gallop-



galloping some time, put him back to a trot again.

**LIGHT-BELLY'D HORSE**, is one that commonly has flat, narrow, and contracted sides, which makes the flank turn up like that of a greyhound.

Such a horse has but a little flank, he is light belly'd, he travels and feeds but little, because he has too much mettle.

**LIGS IN A HORSE**, are little pushes, wheals, or bladders, within the lips of a horse, and are cured by bruising wornwood and skirwort in a mortar, with a little honney, to anoint the fores with.

**LIME-BUSH**, a device to catch birds with; which is performed in this manner. Cut down an arm or bough of any bushy tree whose twigs are thick and long, yet smooth and strait, then neatly cut off all the superfluous twigs, and having your strong birdlime well mixed, wrought together with capon's or goose-grease, warm and fit the work by daubing over of an equal thickness the twigs or branches that are left within four fingers of the bottom, but the body and arms must be free; place your bush thus prepared, on some quick-set or dead hedge for a spring-season; near a town's-end, a farm-yard, &c. in summer and harvest, in groves, in hedges, or corn-fields, orchards, flax, halm, or rape-land; and in winter, about barns, stables, corn-fields, and stacks of corn, where chaff and grain are scattered up and down.

The bush being so set, place yourself in some convenient station, where you may lie concealed, and near the bush you are to have about half a dozen stales fixed, whose chirping and singing will entice others thereto. You should also be provided with bird-calls of several sorts. The bush may also be used in taking field-fares, by fastening it upon a tree, and having fixed some stales, beat the adjacent grounds to raise them, and when they espy the stales, they will light on the tree and bush for company.

But for taking pheasants with these lime-bushes and rods, take your call and use it, keep yourself secret, and in one place, till you have inticed them about you, as they

are taken by the rods on the ground, so you'll surprize them with your bushes; for being scared from below, they will take perch and see what becomes of their fellows, and when one is limed, by her striving and strugling, and the rest coming and gazing to see what is befallen her, they will be in danger of being likewise limed. It is requisite to number the lime-rods, for when you have gathered up all the pheasants that are caught and find rods wanting, you may conclude that some pheasants are run with them into the bushes; you must hunt them out with a good spaniel.

**LIME-TWIGS**; small lime-twigs, about three or four inches long, may be laid in places where the birds haunt, or stuck on the tops of hemp-cocks, or wheat-sheaves; or little boughs may be stuck among peas, which the small birds will light upon; by which means the number of these destroyers of corn, grain, feed, &c. may be lessened.

A stale of one or two living night-bats is proper to draw them to the snare, but an owl is much better. As for field-fares, thrushes, and the like, which in winter-time usually fly in great flocks, they are easily caught, by liming two or three large boughs, to be fixed on the top of some tall tree, placing in them two or three dried stales of that kind; the adjacent fields where those birds feed may be beaten, and they will in great flights take to the tree where the stales are.

To take great fowl with lime-twigs: get plenty of rods, or long, small, and strait-grown twigs, which are light, and apt to ply to and fro.

Lime the upper part of these twigs, holding the bird-lime before the fire, the easier to besmear them.

Having a knowledge of the place where these fowl resort morning and evening, observe (before day for the morning-flight, and before sun-set for the evening-flight) to plant your lime-twigs at the haunt of these fowl, staking down one of the same alive, which you have caught before for that purpose.

Prick down your twigs in rows, a foot distant one from another, round about the stale, allowing him room and liberty to flutter to and fro, covering all the place of their haunt, so that there shall be no room left, but they must of necessity pitch on the lime-twigs.

Let the twigs be stuck, in the ground sloping, with their tops bending into the wind, about a foot, or something more, above the ground. It will likewise be best to prick the rods so as to cross one another, that is, one point into the wind, and another against the wind, by which means the fowls will be entangled which way soever they go.

Also place a stale at some distance from the lime-twigs, and fasten small strings to it, which, upon the sight of any fowl, you are to pull, to make the stale flutter, which will allure them down again.

When you see any taken, you are not to run instantly and take them up, if at the same time you see any fowl in the air, for their fluttering will induce others to swoop in among them.

It will also be useful to have with you a well taught spaniel, for the retaking of such fowl (as it is common) which will flutter away with the lime-twigs about them.

If you have a mind for to use the twigs for the taking of smaller wild fowl, and such as frequent the water only, then you must fit them in length to the depth of the water, and your rods must be limed with the strong water-birdlime, such as will not be injured by wet.

Stick these rods in the water, after the same manner as those upon land, that part of the rods that are limed above the water; and also stake down a live stale, as a mallard, widgeon, or teal, here and there amongst the rods. This may be done in any shallow plash or fen.

It will not be necessary for you to attend continually on your rods, but only to come three times a day to see what are taken, *viz.* early in the morning, at noon, and late in the evening; but bring your water-dog with you, for if you find that any of your

rods are missing, you may conclude that some fowls being fastened to them, are crept into some hole, bush, or hedge, by the river-side, and the dog will be very necessary to find them out.

Do not beat one haunt too much, but when you find their numbers fail, find out another haunt; and in about three weeks time the first will be as good as before.

LIMER, } the same as blood-  
LIMEHOUND, } hound, a great dog to hunt the wild boar.

LINES FOR FISHING. To make them after the best manner, let the hair be round, and twist it even, for that strengthens the line; and see that it be, as near as you can, of an equal bigness: lay them in water for a quarter of an hour, by which means you will find which of the hairs shrink, and then twist them over again.

Some mix silk in the twisting, others again disapprove of this, but approve of a line made all of silk; also of a line made all of the smallest lute-string, as very near as good, but it will soon rot in the water.

When you have prepared as many links as will suffice to make your line long enough, you must then tie them together in a water knot, *Dutch knot*, or weaver's knot. Then cut off the short ends about the breadth of a straw from the knot, and thus the line will be even, and fit for fishing. You may make the top of your line, and indeed all of it, except two yards next the hook, of a coarser hair. Always let the top of your line, whether in muddy or clear waters, be made of white hair, because the motion of the line, when the fish bite, will be far more discernable. Never strain your hairs before they are made into a line, for then they will shrink when used.

To make the line handsome, and to twist the hair even and neat, gives it strength: for if one hair is long, and another short, the short one receiving no strength from the long one, consequently breaks; and then the other, as too weak, breaks also. Therefore twist them slowly, and in twisting, keep them from entangling, which hinders their right plaiting or bedding together: twist them



them neither too hard nor too slack, but even, so as they may twine one with another, and no more. When you have tied your lengths together with the water-knot, cut off the short ends about the breadth of a straw from the knot, that it may not undo in the using.

Do not arm, fix, or whip hooks to any line, either for ground or fly angling, that consists of more than three or four links, at the most, the top of the uppermost link having a small loop, or water-noose, you may fix it to any line, and as easily remove it; there being another water-noose at the bottom of your line.

To angle for trouts, graylings, and salmon smelts, with the dub-fly; let the two first links next the hook be but of one hair a piece: but the hair must be strong, and of the thick ends only, and chosen for the purpose. The next two links of two hairs, and next to these one of three hairs; at the top of which have a water-noose, or loop, to put your line to; which lowermost link consists of three hairs, and has another water-noose at bottom, or hook-link, to fix your fly to. Then let two of the next links of your line be four hairs, and so proceed, by increasing one or two hairs till you come to six or seven hairs at the top. Let the single hairs, or three or four of the next links, be of a white, or light colour.

The artificial-fly line should be very strong at the top; by this means any young Angler will cast a fly well, and may quickly become an accurate Artift; and if he chances to fasten his hook, and cannot come to loosen it, he will not lose above one link, or two at most, though he pull to break it; because the line is so strong at the upper end. You may angle with stronger lines at the cast-fly than at ground, in a clear water for the trout. For in a clear water at ground for trouts, graylings, and salmon smelts, never use a line made otherwise than with a single hair at hook, and so on as above directed; only never have above four hairs in any one link of the line. At the bottom of every line have a small water-noose, or loop, that you may hang on a hook of any size,

whipt to a line, consisting of two or three links.

In a muddy water, or one discoloured by rain, the running-line should be half the length of the rod, more or less, and the two lowermost links of three hairs a piece. Next should be a link of four hairs, with a loop or water-noose, to fasten it to another of the same number, having likewise a water-noose at its bottom. Then proceed with links, of five or six hairs a piece, to the end. The three lowermost links, or gildards, should be of a forrel, brown, or chestnut colour. Your cane or reed-rod must have a top, neither too stiff nor too slender; the rod to be about three yards and a half long, and the top about one yard and a half, or two yards, of hazle, either in one or two pieces, or five or six inches of whalebone, made round, smooth, and taper. All this will make the rod five yards and a half long, or five yards at least.

The line should have more lead in a great, troublesome, rough river, than in one that is smaller and more quiet: as near as may be, always just so much as will sink the bait to the bottom, and permit its motion, without any violent jogging on the ground. Carry the top of your rod even with your hand, beginning at the head of the stream, and letting the bait run downwards as far as the rod and line will permit, the lead dragging and rolling on the ground. No more of the line must be in the water than will permit the lead to touch the bottom; for you are to keep the line as strait as possible, yet so as not to raise the lead from the bottom. When you have a bite, you may perceive it by your hand and the point of your rod and line: then strike gently, and strait upwards; first allowing the fish, by a little slackening the line, a small time to take in the bait. In a clear water, indeed, it has been found best to strike at the first biting of the fish, when you angle for trout, grayling, or salmon smelts.

The best colour for lines, are the forrel, white, and grey; the two last for clear waters, and the first for muddy rivers; nor is the pale watery green to be slighted,

which colour you may make after the following manner :

Take a pint of strong ale, half a pound of foot, a small quantity of the juice of walnut-leaves, and the like quantity of alum; boil all these together in a pipkin for half an hour, then take it off, set it by till it is cold, and then put in the hair.

Or thus; boil a large handful of marigold-flowers in a quart of alum-water, till a yellow scum arises, then put in half a pound of green copperas, and a like quantity of verdigrease reduced to a fine powder; put these with the hair into the alum water, and let it lie ten hours or more, then take out the hair and let it dry.

LINNET, a singing-bird, so called because she feeds upon linseed, making her nest in black-thorn, white-thorn, and fir bushes, but upon heaths more than any where else.

They build them with very small roots, and other sort of stuff like feathers, those that build in the heath; but such as do it in hedges, build the outsides of their nest with moss, and line it within according as the place will afford.

Some of these birds will have young ones four times a year, especially if they be taken from them before they fly out of their nests; and the better the bird is in mettle, the sooner she breeds in the spring: the young may be taken at four years old, if you intend they shall learn to whistle or hear any other bird sing, for they being then so young, have not the old bird's song, and so are more apt to take any thing, than if you suffer them to be in the nest till they be almost quite fledged; but when they are taken out so young, care must be had to keep them warm, and to feed them but a little at a time; their meat must be rape-seed, soaked and bruised, to which put full as much white bread as seed; fresh also should be had every day, for if it be sour, it immediately makes them scour and die: neither must their meat be given them too dry, for in such a case it will make them vent-burnt, and that is as bad as if they had been scoured. If you intend to whistle

them, let it be done when you feed them, for they will learn very much before they can crack hard feeds; and hang them under any bird you have a mind should learn his song. These birds, when young, are exceeding apt for any song or tone, nay, they may be even taught to speak. The cocks may be known from the hens, first, by the colour of the back; for if it be of the dark coloured linnets, the cocks are much browner than the hens on the back, and on the pinion of the wing: and so of the white-thorn linnets, the hens are much lighter than the cocks: but this must be noted, that a hen linnet of the dark coloured, is darker than the cocks of the light coloured linnets. But the second, and surest way of all to know him, is by the white in his wing.

Whereas this bird is sometimes troubled with melancholy, when you find the end of his rump swelled, it must be pricked with a needle, and the corruption let out, and the same squeezed very well, with the point of a needle, then anoint him with an ointment of fresh butter and capon's grease, and for two or three days feed him with lettuce, beet-seeds, and leaves; you may also give him the seeds of melons chopped in pieces, which he will eat very greedily, but when you find him mend, take the melon seeds away, give him his old diet again, and put into his water two or three blades of saffron, and white sugar-candy, for a week or more, till you perceive him perfectly well.

The next disease he is infested with, is a scouring; the first sort thereof, which is very thin, and with a black or white substance in the middle, is not very injurious, nor dangerous; but the other, which is between black and white, not so thin as the former, but very clammy and sticking, is never good in a bird. For his recovery, give him at first, melon-seed shred with lettuce, and beet-seed bruised, and in his water, some liquorice and white sugar-candy, with a little flour of oatmeal therein; and diligence must be used to observe him at first when he is sick, that so he may have a stomach to eat, for in two or three days it will be



be quite gone, and then it is difficult to recover him.

The worst of all his diseases is, the white clammy scouring, which is mortal if it be not timely looked after; this proceeds from bad seeds, and many times for want of water; and the badness of the seeds may arise from damage taken at sea, by overflowing, or laying in the wet too long before they have been housed: if the bird be not helped at the first appearance, it takes away his stomach, and makes him droop and fall from his meat; therefore to cure him, give him flax-feed, taking away all other seeds, then some plantain-feed, if it be green, or else it will do him no good; but if such cannot be got, give him some of the leaves shred very small, and some oatmeal bruised, with a few crumbs of bread; in his water give him some white sugar-candy and liquorice, with a blade or two of saffron.

Another distemper is the phthisick, and may easily be perceived, by seeing the bird pant and heave his belly fast, and sit melancholy, with his feathers standing big and staring; it is likewise discovered by his belly, when it shews itself more puffed than ordinary, full of reddish veins, and his breast very lean and sharp; he will now also split and cast his seed about the cage, not caring to eat at all. This disease often befalls them for want of water, having charlock-seeds mingled among their rape-seeds, and for want of giving him a little green meat in the spring of the year. When you perceive your bird begins to be troubled with this evil, cut the end of his rump, and give him white sugar-candy, with two or three bits of liquorice, or for want of such sugar-candy put in fine sugar; for his meat, you should give him beet and lettuce-seeds to feed on, or some of the herb mercury, which is very good against this distemper for any seed-bird. You may likewise give him melon-seed chopped small; at the bottom of the cage lay some gravel, with a little powdered sugar, and a little ground oatmeal; you may also put in some loam, with which the country people daub their walls instead of mortar and sand,

bruised small, and it will bring the bird to his stomach if he be not past cure.

This bird is subject to the strains, or convulsions of the breast; for which you are to feed him with lettuce, beet, and melon-seeds, bruised: dissolve sugar-candy in his water, and some of the nightingale's paste, with a little liquorice, so much that the water may taste of it; continue this course for the space of four or five days, now and then taking it away, and giving him plantain water; and the same day be sure to give him beet or lettuce leaf.

The linnet is subject to a hoarseness in his voice, which many times comes through his straining it in singing; and he often gets a husk in his throat, which is seldom helped, to come so clear off as at first; it frequently also happens, if he be a strong mettled bird, that he breaks somewhat within him, so that he will never come to sing again; and farther, the said hoarseness proceeds from his being kept up very hot, and on a sudden his cage opened to the air, which immediately strikes a cold to his breast and throat, and often kills him; for if you have a bird in the moult, you must not carry him to the air, but keep him from the air till he is moulted off, then open him by degrees, that he may not take cold, and after his moult, give him beet leaves, or some liquorice in his water, to cleanse him. Now to cure his hoarseness, the best remedy is, to put some liquorice and a few annise-seeds in his water, and then to set him in a warm place. See PASTE.

LIPS OF A HORSE; if these be thin and little, they contribute to a good mouth, but the contrary if they be large and thick.

LISTENING, a horse is said to go a listening pace. See ECOUTE.

LOACH; though it is a small, yet is a fine fish: his breeding and feeding, is in little and clear swift brooks or rivulets, and in sharp streams; gravel is his usual food.

He is small and slender, seldom exceeding three inches in length: he is bearded like a barbel, having two fins at his sides, four at his belly, and only one at his tail,

and is freckled with many black and brown spots.

The loach is commonly full of spawn, which is, with the flesh, a very grateful food to weak stomachs, affording great nourishment. He is to be taken with a very small worm, near the ground, for he delights to be near the gravel, and therefore is seldom seen on the top of the water.

LOCKS, are pieces of leather two fingers broad, turned round, and stuffed on the inside, to prevent their hurting the pastern of a horse, round which they are clapped.

To LODGE; [among Foresters,] a buck is said to lodge, when he goes to rest.

LONG-JOINTED HORSE, is one whose pastern is slender and pliant.

LOW, to carry low. See CARRY.

LOW-BELL AND HAND-NET; with these instruments birds are taken in champain countries, as also in stubble fields, especially that of wheat, from the middle of *October* to the end of *March*, and after this manner; when the air is mild, about nine o'clock at night, the moon not shining, take the low-bell, which should be of a deep hollow sound, and of such a reasonable size as may be well carried in one hand, toll this bell just as a weather-sheep does while he is feeding in pasture ground: you must also have a box much like a lantern, about a foot and a half square, big enough to hold two or three great lights, let it be lined with tin, and one side open to send forth the light; fix this box to your breast to carry before you, and the light will cast at a great distance before you, very broad, by which means you may see any thing on the ground within the compass of the light, and consequently the birds that roost therein.

For the taking of them you are to have two men with you, one on each side, walking a little after you, that they may not be within the reflection of the light that the lantern or box casts forth; and each of them should be provided with a hand-net, about three or four feet square, which must be fixed to a long stick, to carry in their hands, so that when either of them sees any

birds on his side, he is to cast his net over them, and so take them up, with as little noise as may be; and let him that carries the light and low-bell be the foremost, to take them up, without being too hasty, for fear of raising others.

The sound of the low-bell causes the birds to lie close, and not to stir while you lay the net over them.

If you would practise this sport by yourself, carry the low-bell in one hand, and in the other a net, about two feet broad and three long, with a handle, which is to lay upon them as you espy them: but some persons, instead of holding the light to their breast, tie the low-bell to their girdle, and their motion causes the bell to strike: and the light they carry in their hand, extending their arm before them; but then their lantern or box, is not so large as that hung at the breast.

LOYAL; a horse is said to be loyal that freely bends all his force, in obeying and performing any manage he is put to, does not defend himself or resist, notwithstanding his being ill treated.

A loyal mouth is an excellent mouth, of the nature of such mouths as we call mouths with a full rest upon the hand.

LUNES, } [in Falconry,] leashes, or  
LOWINGS, } long lines to call in hawks.

LUNETTS, a sort of leather spectacles for vicious horses.

LURCHER, a kind of hunting-dog much like a mongrel greyhound, with prickt ears, a shagged coat, and generally of a yellowish white colour: they are very swift runners, so that if they get between the burroughs and the conies, they seldom miss; and this is their common practice in hunting; yet they use other subtilties, as the tumbler does, some of them bringing in their game, and those are the best. It is also observable that a lurcher will run down a hare at stretch.

LURE [in Falconry,] a device of leather, in the shape of two wings, stuck with feathers, and baited with a piece of flesh, to call back a hawk when at considerable distance.



**M**ADNESS IN DOGS. *See Dogs.*  
**M**MAGGOT-FISHING begins with *May* and continues till *Christmas*; but the best time for taking grayling in rivers, is from the middle of *August* till *November*. Maggots are constantly of use in fishing; for all sorts of fresh-water fish (except salmon, pike, and shad) will feed upon this bait in a very plentiful manner. It is the best bait for quickness of sport; for upon throwing in a few handfuls of them, by little and little, before you begin to fish, you will by that means draw the fish together, and they will pick up the baits from the bottom, just as the poultry will pick up their food from the ground.

It was formerly the practice to bait the hook with the maggot, and to bait the holes with other sort of ground baits: which could afford but little sport; for neither trout, grayling, nor perch will eat grains; stewed malt, pastes, or any such dead baits, and therefore it is necessary to bait the hole, with the same you put upon your hook; living baits, when thrown in the water, being much more tempting than dead ones, and make the fish more eager. If you lose a hook in a grayling's mouth, there is great probability that in five minutes you recover it, by using more caution the next time you strike; for when the fish are come in shoals to your baiting-place, the largest fish presses most forward, and soonest catches your bait.

When you fish in rivers with this bait, your line should be finer than for pool-fishing, and leaded pretty heavy: the lower link must be a single hair, or a fine silk-worm gut; and always observe that your shot drags upon the bottom especially in a stream.

**M**MAGPIES, GLEADS, AND CROWS, TO TAKE: when you have found any carrion, upon which crows, pies, kites, &c. are preying, over night set your lime-twigs every where about the carrion, but let them be small, and not set too thick; if they are, they being subtle birds, will suspect some mischief designed against them. When you perceive one to be fast, advance not to him

presently, for most commonly when they are surely caught, they are not sensible of it.

They may be taken another way, and that is by joining several nooses to a packthread, and pegging it down about a yard from the carrion; for oftentimes when they have gotten a piece of flesh, they are apt to run away to feed themselves, and if the nooses be thick, it is two to one but the nooses catch some of them by the leg.

**M**AILED, speckled, or full of specks, as the feathers of hawks, partridges, &c. or as the furs of some wild beasts are.

**M**AKE-HAWK, [in Falconry,] an old staunch hawk, which being used to fly, will easily instruct a young one.

**M**ALANDERS, } a disease in horses,  
**M**ALENDERS, } which takes it's name of *melandore*, *Italian*, to go ill. They are certain chops or chinks, appearing on the inside of the fore-legs, just against the bending of the knee, which discharge a red sharp pungent water.

They are painful, and make a horse go stiff, and sometimes to halt at his first setting out of the stable.

They are easy to be discovered, by the staring and bristly hairs growing out of the affected part, and they are frequently attended with a sort of scab, either bigger or lesser, according to the various degrees of this evil forrance.

They proceed sometimes from corrupt blood, hard labour, or being over-ridden; sometimes from want of clean keeping or rubbing; and most commonly such horses as have the most hairy legs (as the *Flanders* and *Friesland* horses) are most subject to this disease.

Those things which are good for the scratches, and selanders, (*which see*) are all good for this.

They proceed from the same cause, and consequently require the same method of cure, which consists in washing the parts with old chamber-lye, or a lather of soap-warmed; and afterwards applying over the cracks a strong mercurial ointment spread on tow, and renewed night and morning till

till the scabs fall off, and the cure is compleated; when it will be necessary to give the creature a gentle purge or two.

Instead of a compleat cure, you ought rather only to endeavour to allay the humour, and qualify it's sharpness; and therefore content yourself with keeping the part very clean, by scouring off the corruption that sticks to the hair or skin, with black soap, rubbing the malanders with it, and washing them with urine, or good lye, or oil of nuts shaken with water; or else to anoint them with butter fried till it becomes black.

But the surest method of cure, is to mingle equal quantities of linseed oil and *aqua vite*, stirring them and shaking them till the mixture grows white, with which anoint the forrance once a day, which will dry a little, and allay the sharpness of the humour, so that the malanders will neither cause a swelling nor pain.

MALT-LONG, } is a cankerous for-  
MALT-WORM, } rance about the hoof of an horse, just upon the coronet, which breaks out into knobs and bunches that run with a waterish, sharp lye, and humour, which will, if let alone, envenom the whole foot.

For the cure: if it be in summer-time, pound black snails and burdock roots together, and lay them on the fore; renewing the application once in twenty-four hours.

If in the winter-time, pound the scrapings of a pot or cauldron, with a handful of the inner rind of the elder-tree, and apply it to the forrance; renewing the application once a day. Or you may lay a like quantity of garlic, pepper, and honey, stamped together, on the part affected.

To MAN A HAWK [in Falconry,] to make her tractable, gentle, and tame.

MANAGE, is a word that signifies, not only the ground set a part for the exercise of riding the great horse, but likewise the exercise itself. The manage, or ground proper for managing horses, is sometimes a covered place, as riding-houses in great academies, for continuing the exercise in

bad weather; sometimes it is open, in order to give more liberty and pleasure, both to the horse and horseman.

We always suppose a center in the middle of the manage, for regulating the rounds and volts.

Sometimes this center is distinguished by a pillar fixed in it, to which they tie the horse when he begins to learn: upon the side of the manage other pillars are placed, two by two, in order to teach horses to raise the fore quarters, by tying them with ropes See PILLAR.

MANAGE, OR EXERCISE OF A HORSE, is a particular way of working or riding him.

Make your horses work upon the air and the manage that you used to put them most to.

A horse is said to manage, when he works upon volts and airs, which supposes him broke and bred.

A horse is said to be thoroughly managed, or a finished horse, that is well broke and bred, and confirmed in a particular air or manage.

HIGH MANAGE, is the high or raised airs which are proper for leaping-horses.

In chusing a horse for the manage, make choice of a horse of a middle size, that is lively, full of spirit and action, short trussed, well coupled, having good feet and legs, and shoulders very easy and supple.

It ought also to be observed, that horses which have thick, stiff, and short joints, that is no ways flexible or pliant, are unfit for the manage; for glib and bending joints, if they be not too long, are one of the chief qualities requisite in a fine and delicate horse of manage.

As for the age most proper to begin to work a horse designed for the manage, he should not be too young, not only because his apprehension is not yet come to him, but also because a horse of three years old being but a gristle, stopping and going back will spoil him, by straining his back and stretching his hams.

MANE, the hair hanging down on a horse's neck, which should be long, thin and fine; but if it be frizzled, so much the better.

Manginess



Manginess in the mane, may be cured by anointing it with butter and brimstone mingled together.

MANGE IN A HORSE, is caused by over heats or cold, hard riding or labour, by which the blood is corrupted; or it may be occasioned by eating unwholesome food.

The distemper may be easily known by the staring of the hair, it's coming off from the skin in many places, and a scurf arising thereon.

When the distemper is caught by infection, an ointment composed of flowers of sulphur and hogs-lard, will effectually cure it, if rubbed in every day immediately after the misfortune is perceived. In the mean time sulphur and antimony should be given with his feeds, and continued for some weeks after the cure is performed, in order to purify the blood. If the sulphur ointment should not be thought agreeable, a liquor made by steeping tobacco in stale chamber-lye, will answer the same intention; but the sulphur and antimony should be given with his feeds.

But if the distemper has been of some continuance, or if it owed its origin to low feeding, and a poverty of the blood, other methods must be pursued, the diet must be mended and the horse indulged with a sufficient quantity of hay and corn, and the following ointment rubbed into the parts affected every day; Take of sulphur vivum, half a pound: of crude sal armoniac, one ounce: and of hogs-lard a sufficient quantity to make the whole into an ointment.

Give him every day a feed of scalded bran, and when the disease begins to disappear, the following purge; Take of succotrine aloes, ten drachms; of diaphoretic antimony, half an ounce; and of fresh jallop in powder one drachm: make the whole into a ball, with a sufficient quantity of *Barbadoes* tar, and sixty drops of chemical oil of anniseeds.

When the horse is thoroughly cured of this distemper, it will be necessary to wash the floor of the stable very well with soapsuds. and fume it well with burning pitch or

charcoal. His cloaths also should be laid in scalding water, washed very clean with soap and thoroughly dried, before they are used again; for if these precautions are not used, other horses will be liable to the infection.

Another method of cure is: Take staves-acre seed, two handfuls, infuse it in a quart of strong vinegar and hot ashes; wash the mangy parts with this liquor, and it will cure it in twice bathing.

MANGE IN A DOG, a distemper with which he is often affected, for want of fresh water to drink when he is thirsty, and sometimes by not being kept clean in his kennel, or by foundering and melting his grease.

For the cure: Take two handfuls of wild cresses, and as much elecampane, and also of the leaves and roots of roerb and sorrel, and two pounds of the roots of foderis; boil all these well together in lee and vinegar, strain the decoction, and put into it two pounds of grey soap, and when it is melted, rub the dog with it four or five days successively, and it will cure him. See SPANIEL, and Dog.

MANGER, is a raised trough under the rack in the stable, made for receiving the grain or corn that a horse eats.

To MANTLE; [a term in Falconry] as the hawk mantles, *i. e.* spreads her wings over her legs.

MARES, the female of the horse kind, is chiefly considered here, under the notion of breeding, in order to propagate their species; therefore such as are designed for this purpose ought to be as free from defects as possible, and should, no more than the stallions, have either moon-eyes, watery-eyes, or blood-shot eyes; they should have no splaint, spavin, nor curb, nor any natural imperfection, for the colts will take after them; but choice should be made of the best and ablest, the high spirited, best coloured, and finest shaped; and the natural defects that may be in the stallion, should be amended in the mare, as well as that which is amiss in the mare, should be repaired in the stallion. See BREEDING.

No mares in the world are certainly better to breed on than our *English* ones, provided you suit them to your particular design; as for instance, if you would breed for the manage, or pads, let your mares have fine foreheads, with their heads well set on, but not too long legs, broad breasts, large and sparkling eyes, and great bodies, that their foals may have room enough to lie, with good limbs and feet: let them be of a gentle and good disposition, and their motions naturally nimble and graceful; in a word, remember always, that the more good qualities your mares have, the better your colts will generally prove.

But if you would breed for racing or hunting, your mares must be lighter, with short backs, and long sides; their legs must be something longer, and their breasts not so broad; and always chuse such as you are sure have good blood in their veins.

If you have tried the speed and wind of any particular mare, and find it good, you may the surer expect a good colt, provided she be still in her full health and vigour, and not above seven years old, or eight at most; for the younger your breeders are, the better your colts will generally be.

A mare may be covered when she is passed two years old, though the best time is after four years, when she will nourish her colt best; and though she may breed till thirteen, yet when she is past ten, it does not do so well, for commonly an old mare's colt will be heavy in labour. The proper time for covering, is reckoned from the end of the first quarter to the full moon, or at the full; for those colts will be stronger and hardier of nature; whereas it is observed in those that are covered after the change, that they will be tender and nice: but before the mare is covered, she should be taken into the house about six weeks, and be well fed with good hay and oats, well sifted, to the end she may have strength and seed to perform the office of generation.

But if you would have your mare certainly conceive, take blood from both sides her neck, near a quart from each vein, about five or six days before covering.

As for the manner of covering, she must be brought out into some broad place, and tied to a post, then bring out some stone jade to dally with her, to provoke her to appetite; after which let the stallion be led out by two men, and let him leap her in the morning fasting, and when he is dismounting, let a pail of cold water be thrown upon her shape, which by reason of the coldness, will make her shrink in and truss up her body, whereby she is caused to retain the seed the better. Take away the stallion, and let the mare be put out of the hearing of the horse, let her neither eat nor drink in four or five hours after, and then give her a mash and white water: you may know if she stands to her covering, by her keeping a good stomach, and her not neighing at the sight of a horse; so likewise if she does not stale often, nor frequently open and shut her shape; or that her belly four days after covering be more gaunt, the hair more sleek and close to her skin, and the like. Some there are who put the horse and mare together into an empty house, for three or four nights, and take the horse away in the morning and feed him well, but the mare sparingly, and especially they give her but little water.

As for the ordering the mare after covering, let her be kept to the same diet as before, for three weeks or a month, lest the seed be impaired before it be formed in the womb; and let her be kept clean, without any exercise, during three weeks or a month, and in the house till Mid-day, with her feet well pared, and with a thin pair of shoes on: take her up again about the latter end of *September*, if not before, and keep her to the end of her foaling.

If she cannot foal, hold her nostrils so that she cannot take her wind; or if that will not do, take the quantity of a walnut of madder, dissolve it in a pint of ale, and give it warm to her; and in case she cannot void her secundine, then boil two or three handfuls of fennel in running-water, put half a pint thereof in as much sack, or for want thereof, a pint of strong beer or ale, with a fourth part of sallad oil, mixed together



gether, and give it her lukewarm in her nostrils, holding them close for some time; or for want thereof, give her good green wheat or rye, but the last is best, and they are as effectual; let her not eat her clean, for it is very unwholesome, and will dry up her milk.

When she has foaled and licked her foal, milk and stroak her before the colt sucks, which will both cause her to bring down her milk and make it to multiply, and keep it so that it do not clod; and in case she becomes dry, if there be need, boil as much milk as you can get from her with the leaves of lavender and spike, and bathe the udder with it warm, till it be broken, and the knobs and knots dissolved: her water now must be white water, which is bran put into water; and give her sweet mashes; and a month after foaling, let her have a mash with some brimstone and favin in it, which will be a great preservation to the colt; after which, if she be moderately laboured at plough or harrow, both she and the colt will be the better, provided she be kept from raw meats while she remains in the stable, which will both increase her milk and cause her colt to thrive the better; and care must be taken not to suffer the colt to suck her when she is hot, lest you surfeit the colt.

Some are of opinion, that the winter-season is a very improper time for foaling, because of the coldness of the weather, and scarcity of grass, so that the mare must necessarily be housed and fed with hard meat, which will dry up her milk, and starve the foal: yet experience teaches us, that notwithstanding all this, it is certainly the best time both for mare and foal too, being kept in a warm house: and as for her milk, she will have plenty, if well fed, and that more nourishing than what is got at grass, which will make him more lusty, of greater bone and stature, cleaner limbed, more neatly jointed and hoofed, and in much better liking, than the colt foaled in *May* or *June*, or any other of the hot months; and besides other inconveniences by the colt's running along with the mare, he becomes so savage and wild, that if any infirmity seizes him,

his own unruliness being so great, the cure may be very difficult; for infinite are the numbers that have perished in this state.

Now in case some time after the mare has taken horse, you are uncertain whether she be with foal or not, pour a spoonful of cold water or vinegar into her ear, and if she only shakes her head, it is a sign she is with foal; but if she shakes her head, body and all, it is a sign she is not; or if she scours, her coat grows smooth and shining, and that she grows fat, it is also a sign she holds.

In case you are desirous no mare should go barren, in the month of *July*, or the beginning of *August*, get a mare or two that have not been covered the year before, and enforcing them to be horsed; when they shall be ready to be covered, you must turn them, with some other which you esteem not as your best horse, among your stud of mares, and by his covering that mare or mares you turned in with him into the stud, it will cause the rest of them, if any of them have not conceived at their first coverings, to come to that horse again; and you will be sure to keep no mare barren all the year, but have a colt of every mare, though not of your best horse. You may suffer your horse to run amongst your mares three weeks or a month; but if you turn him into your stud, putting in no mare with him ready to be covered. He will at his first entering beat all the mares, and perhaps hurt those that had conceived before, and so do more hurt than good.

Some reckon the best receipt to bring a mare in season, and make her retain, is to give her to eat, for the space of eight days before you bring her to the horse, about two quarts of hemp seed in the morning, and the same at night: but if she refuses to eat it, mix with it a little bran or oats, or else let her fast for a while; and if the stallion eats also of it, it will contribute much to generation.

It is a maxim, that a mare should never be horsed while she is bringing up her foal, because the foal to which she is giving suck, as well as that in her belly, will receive prejudice thereby, and the mare herself will be

also sooner spent; but if you would have your mare covered, let it be seven or eight days after she has foaled, that she may have time to cleanse; and if it may be conveniently done, do not give her the stallion till she desires him, and increase, by all means possible, that passion, by strong feeding, &c.

Mares, besides the many distempers they are liable to in common with horses, and which will be found under their several names, have some others, peculiar to their kind only, of which I shall speak, and their cure. If your mare be barren, boil a quantity of the herb agnus in the water she drinks; or stamp a handful of leeks with four or five spoonfuls of wine, to which put some cantharides, and strain them all together, with a sufficient quantity of water to serve her two days together, by pouring the same into her nature, with a glister-pipe made for that purpose; and at three days end offer the horse to her, and if he covers her, wash her nature twice together with cold water; or take a little quantity of nitrum, sparrow's dung, and turpentine, wrought together, and made like a suppository, and putting that into her nature, it will do.

If you would have her fruitful, boil good store of mother-wort in the water she drinks.

If she looses her belly, which shews a consumption of the womb, give her a quart of brine to drink, having mug-wort boiled therein.

If through good keeping she forsakes her food, give her for two or three days together, a ball of butter and agnus castus chopped together.

If she be subject to cast her foal, keep her at grass very warm, and once a week give her a good warm mash of drink, which secretly knits beyond expectation.

You are to observe, that mares go with foal eleven months and as many days as they are years old; as for instance, a mare of nine years old, will carry her foal eleven months and nine days; so that you may so order the covering of your mares, that their

foals may be brought forth, if you will, at such time as there is abundance of grass.

See STALLION and COLT.

MARK; a horse marks, that is, he shews his age by a black spot, called the bud or eye of a bean, which appears at about five years and a half, in the cavity of the corner teeth, and is gone when he is eight years old; then he ceases to mark, and we say, he has ras'd. See TEETH and RASE.

FALSE MARK, *i. e.* counter-marked.

MARKS [amongst Hunters], the foot-prints and treadings of wild beasts.

MARTERN, is about the bigness of a cat, having a longer body, but shorter legs, with a head and tail like a fox; it's skin is commonly brown, white on the throat, and yellowish on the back; their teeth are exceeding white, and unequal, being unmeasurably sharp; the canine teeth both above and below hang out very long. At one year old it is called a cub; at two a martern.

This, and the wild cat, are a sort of vermin which are commonly hunted in *England*, and are as necessary to be hunted as any vermin can be, for it is doubtful whether the fox or badger does more hurt than the wild cat, there being so many warrens every where throughout the kingdom of *England*, which are very much infested with the wild cat.

Experienced huntsmen are of opinion, that she leaves as good a scent, and makes as great a cry for the time, as any vermin that is hunted; especially the martern exceeds all other vermin for sweetness of scent, and her case is a noble fur.

The case of the wild cat is not so beautiful, but is very warm, and medicinal for several aches and pains in the bones and joints; also her grease is good for sinews that are shrunk.

These two chaces are not to be fought for purposely, unless they are seen where they prey, so that they may go readily to them; but if a hound happens to cross him, he will hunt it as soon as any chace, and make a noble cry as long as they stand up; when they can do it no longer, they will  
take



take to a tree and so deceive the hounds; but if the hounds hold in to them, and will not give it over so, then they will leap from one tree to another, and make a great shift for their lives, with much pastime to the huntsman.

When they are killed, you must hold them upon a picked staff, and halloo in all your hounds, and then reward them with some meat, for the flesh of these vermin is bad for hounds.

**MARTINGAL**, a thong of leather fastened to one of the girths under the belly of a horse, and at the other end to the muff-roll, to hinder him from rearing.

**MASH**, a drink given to a horse, made of half a peck of ground malt put into a pail, into which as much scalding-hot water is poured as will wet it very well, when that is done, stir it about, till, by tasting, you find it as sweet as honey; and when it has stood till it is luke warm, it is to be given to the horse. This liquor is only used after a purge, to make it work the better; or after hard labour, or instead of drink in the time of any great sickness.

**MASTIGADOUR**, OR **SLABBERING-BITT**, is a snaffle of iron, all smooth, and of a piece, guarded with pater-nosters, and composed of three halves of great rings, made into demi-ovals, of unequal bigness, the lesser being inclosed within the greatest, which ought to be about half a foot high. A mastigadour is mounted with a head-stall and two reins.

The horse in champing upon the mastigadour, keeps his mouth fresh and moist, by virtue of the froth and foam that he draws from his brain.

To put a horse to the mastigadour, is to set his croupe to the manger, and his head between two pillars in the stable.

Horses that use to hang out their tongue, cannot do it when the mastigadour is on, for that keeps their tongue so much in subjection, that they cannot put it out.

To **MATCH**, [amongst Cock-masters]; to match cocks, is to see they be of an equal height, length and bigness in body.

To go to **MATCH**, [with Hunters]; a

wolf at rutting-time is said to go to match, or mate.

*Of riding a Hunting-Match, or Heats for a Plate.*

In order to ride to the best advantage, either a hunting-match, or three heats and a course for a plate.

The first thing requisite is a rider, who ought to be a faithful one, in whom you can confide; and he should have a good close seat, his knees being held firm to his saddle-skirts, his toes being turned inwards, and his spurs outward from the horse's sides, his left hand governing the horse's mouth, and his right commanding the whip; taking care, during the whole time of the trial, to sit firm in the saddle, without waving, or standing up in the stirrups, which actions do very much incommode a horse, notwithstanding the conceited opinion of some jockies, that it is a becoming feat.

In spurring his horse, he should not strike him hard with the calves of his legs, as if he would beat the wind out of his body, but just turning his toes outwards, and bringing his spurs quick to his sides; and such a sharp stroke will be of more service towards the quickening of the horse, and sooner draw blood.

Let him be sure never to spur him but when there is occasion, and avoid spurring him under the fore-bowels, between his shoulders and girths, near the heart, (which is the tenderest place of a horse) till the last extremity.

As to the whipping the horse, it ought to be over the shoulder on the near side, except upon hard running, and when you are at all, then strike the horse in the flank with a strong jerk, the skin being tenderest there, and most sensible of the lash.

He must observe, when he whips and spurs his horse, and is certain that he is at the top of his speed, if then he clap his ears in his pole, or whisks his tail, then he may be sure that he bears him hard; and then he ought to give him as much comfort as he can, by sawing his snaffle to and fro in his

mouth, and by that means forcing him to open his mouth, which will comfort him and give him wind.

If in the time of riding there is any high wind stirring, if it be in his face, he should let the adversary lead, he holding hard behind him till he sees an opportunity of giving a loose; yet he must take care to keep so close to him that his adversary's horse may break the wind from his, and that he, by stooping low in his seat, may shelter himself under him, which will assist the strength of his horse.

But on the contrary, if the wind be at his back, he must rise exactly behind him, that his own horse may alone enjoy the benefit of the wind, by being as it were blown forward, and by breaking it from his adversary, as much as possible.

In the next place, observe what ground your horse delights most to run on, and bear the horse (as much as your adversary will give you leave) on level carpet ground, because the horse will naturally be desirous to speed him more freely thereon; but on deep earths give him more liberty, because he will naturally favour himself thereupon.

If you are to run up hill, don't forget by any means to favour your horse, and bear him, for fear of running him out of wind; but if it be down hill, (if your horse's feet and shoulders will endure it, and you dare venture your neck) always give him a loose.

This may be observed as a general rule, that if you find your horse to have the heels of the other, that then you be careful to preserve his speed till the last train-scent, if you are not to run a strait course; but if so, then till the end of the course, and so to husband it then also, that you may be able to make a push for it at the last post.

In the next place you are to acquaint yourself, as well as you can, of the nature and temper of your adversary's horse, and if he be fiery, then to run just behind, or just cheek by jowl, and with your whip make as much noise as you can, that you may force him on faster than his rider would have him, and by that means spend him the

sooner; or else keep just before him, on such a slow gallop, that he may either overreach, or by treading on your horse's heels, (if he will not take the leading) endanger falling over.

Take notice also on what ground your opponent's horse runs the worst, and be sure to give a loose on that earth, that he being forced to follow you, may be in danger of stumbling, or clapping on the back sinews,

In the like manner, in your riding observe the several helps and corrections of the hand, the whip, and the spur, and when, and how often he makes use of them; and when you perceive that his horse begins to be blown, by any of the former symptoms, as clapping down his ears, whisking his tail, holding out his nose like a pig, &c. you may then take it for granted that he is at the height of what he can do; and therefore in this case, take notice how your own rides, and if he runs more chearfully and strongly, without spurring, then be sure to keep your adversary to the same speed, without giving him ease, and by so doing, you will quickly bring him to give out, or else distance him.

Observe at the end of every train-scent what condition the other horse is in, and how he holds out in his labour, of which you may be able to make a judgment by his looks, the working of his flank, and the slackness of his girths.

For if he looks dull, it is a sign that his spirits fail him; if his flanks beat much, it is a token that his wind begins to fail him, and consequently his strength will do so too.

If his wind fails him, then his body will grow thin, and appear tuckt up, which will make his girths, to the eye, seem to be slack; therefore you may take this for a rule, that a horse's wanting girting after the first scent, provided he were girt close at his first starting, is a good sign; and if you find it so, you need not much despair of winning the wager.

After the end of every train-scent, and also after every heat for a plate, you must have dry straw and dry cloths, both linen and



and woollen, which have been steeped in urine and salt-petre a day or two, and then dried in the sun, and also one or two of each must be brought into the field wet; and after the train has been ended, two or three persons must help you, and after the groom has with a knife of heat, (as it is called by the Duke of *Newcastle*) which is a piece of an old sword blade, scraped off all the sweat from the horse's neck, body, &c. then they must rub him well down dry, all over, first with the dry straw, and then with dry cloths, whilst others are busy about his legs, and as soon as they have rubbed them dry, then let them chafe them with the wet cloths, and never give over till you are called by the judges to start again.

This will render his joints pliant and nimble, and prevent any inflammation which might arise from an old strain.

The next thing to be regarded, are the Judges or Triers office, who are to see that all things are ordered according to the articles agreed on, which to that end ought to be read before the horses start.

That each Trier on whose side the train is to be led, according to the articles give directions for it's leading, according to the advice of the rider, or his knowledge of the nature and disposition of that horse on whose side he is chose.

That each Trier be so advantageously mounted, as to ride up behind the horses (but not upon them) all day, and to observe that the contrary horse ride his true ground, and observe the articles in every particular, or else not to permit him to proceed.

That after each train-scent be ended, each Trier look to that horse against which he is chosen, and observe that he be no ways relieved but with rubbing, except liberty on both sides be given to the contrary.

As soon as the time allowed for rubbing be expired, which is generally half an hour, they shall command them to mount, and if either rider refuse, it may be lawful for the other to start without him; and having beat him the distance agreed on, the wager is to be adjudged on his side.

The Triers shall keep off all other horses

from crossing the riders; only they themselves may be allowed to instruct the riders by word of mouth how to ride, whether slow or fast, according to the advantages he perceives may be gained by his directions.

If there be any weight agreed on, they shall see that both horses bring their true weight to the starting-place, and carry it to the end of the train, upon the penalty of losing the wager.

The same rules are to be observed, especially this last, by those gentlemen who are chosen to be the judges at a race for a plate, only they usually stay in a stand, that they may the better see which horse wins the heat.

In running for a plate, there are not so many observations to be made, nor more directions required, than what has been already given, only this, if you know your horse to be tough at bottom, and that he will stick at mark, to ride him each heat according to the best of his performance, and avoid as much as possible either hiding at any particular horse, or staying for any, but to ride each heat throughout with the best speed you can.

But if you have a fiery horse to manage, or one that is hard mouthed and difficult to be held, then start him behind the rest of the horses, with all the coolness and gentleness imaginable; and when you find that he begins to ride at some command, then put up to the other horses, and if you find they ride at their ease, and are hard held, then endeavour to draw them on faster; but if you find their wind begins to rake hot, and that they want a sob, if your horse be in wind, and you have a loose in your hand, keep them up to their speed till you come within three quarters of a mile of the end of the heat, and then give a loose and push for it, and leave to fortune and the goodness of your horse, the event of your success.

When either your hunting-match, or the trial for the plate is ended, as soon as you have rubbed your horse dry, cloth him up and ride him home, and the first thing, give him the following drink to comfort him:

- Beat

Beat the yolks of three eggs, and put them into a pint and a half of sweet milk, warm it luke warm, put to it three-penny worth of saffron, and three spoonfuls of fallad oil, and give it him in a horn.

Having done this, dress him slightly over with the curry-comb, brush, and woollen-cloth; bathing the place where the saddle stood with warm sack, to prevent warbles; washing the spurring-places with urine and salt, and anoint them with turpentine and powder of jett, mixed together; litter the stable well, clothing him up as quick as possible, and let him stand for two hours.

Feed him with rye-bread, with a good mash, giving him his belly full of hay, and what corn and bread he will eat.

Bathe his legs well with urine and salt-petre, leave him corn in his locker, and so let him rest till the next morning, at which time order him as before directed in his days of rest.

*How to order a Horse for a Match or Plate.*

When you have either matched your horse, or design to put him in for a plate, you ought to consider that you should reserve a month at least, to draw his body perfectly clean, and to refine his wind to that degree of perfection that is capable of being attained by art.

Take an exact view of the state of his body, both outwardly and inwardly, whether he be low or high in flesh, or whether he be dull and heavy when abroad, and if this has been caused by too hard riding, or by means of some grease that has been dissolved by hunting, and has not been removed by scouring.

If he appears sluggish and melancholy from either of these causes, then give him half an ounce of diapente in a pint of good old *Malaga* sack, which will both cleanse his body and revive his spirits.

For the first week, feed him continually with bread, oats, and split beans, giving him sometimes the one and sometimes the other, according to what he likes best, always leaving him some in his locker to eat

at leisure when you are absent; and when you return at your hours of feeding, take away what is left, giving him fresh, till you have made him wanton and playful.

To this purpose, take notice, that though you ride him every day morning and evening, on airing, or every other day on hunting, yet you are not to sweat him, or put him to any violent labour, the design of this week's ordering being to keep him in wind and breath, and to prevent purfiveness.

But take notice of this, that your oats, beans, and bread, are now to be ordered after another manner than what they were before; for the oats must be well dried in the sun, put into a clean bag and soundly beat with a flail or cudgel, till you think they are hulled, then take them out of the bag and winnow them clean, both from hulls and dust, and give them to your horse as occasion requires.

After the same manner must you order your beans, separating them from the hulls, which are apt to breed the glut, which must either be thrown away, or given among chaff to some more ordinary horse.

The bread, which was only chipt before, now the crust must be cut clean off, and be otherwise disposed of, it being hard of digestion, and will be apt to heat and dry the horse's body; and besides, you must make a finer bread than before, as follows:

Take two pecks of beans, and a peck of wheat, let them be ground together, but not too fine, to prevent too much bran being in the bread; dress one peck of the meal through a fine range, and knead it up with new ale yeast, and the whites of a dozen new-laid eggs; bake this in a loaf by itself; but dress the rest of the meal through a boulder, kneading it only with ale and yeast, and use it in all other points as the former: the peck loaf is to be given the horse when you set him, and the other at ordinary times.

This bread assists nature, and much increases the strength, courage, and wind of the horse, (provided there be added to it true labour) as any bread whatsoever.

Having treated of the condition of those horses



horses which are melancholy and low of flesh, I shall now speak of those which are brisk and lively: if your horse when you lead him out of the stable, will leap and play about you, you must not only omit giving him the scouring of sack and diapente, but any other whatsoever, for there being no foul humours, nor superfluous matter left in his body, for the physic to work upon, it will prey upon the strength of his body, and by that means weaken it.

If your horse be engaged in a hunting-match, you must sweat him twice this week, but not by hunting him after the hare, but by train-scents, since the former on this occasion may prove deceitful: for though the hounds should be very swift, yet the scent being cold, the dogs will very often be at fault, and by that means the horse will have many fobs: so that when he comes to run train-scents in earnest, he will expect ease for his wind.

Therefore lead your train-scents with a dead cat, over such grounds as you are likely to run on, and best agrees with the humour of your horse; also chuse the fleetest hounds you can get, and they will keep your horse up to the height of his speed.

As to the number of train-scents that you should ride at a time, they are to be ordered according to the match you are to run, or rather according to the strength of your horse, and ability for performing his heats; for if you labour him beyond his strength, it will take him off his speed, weaken his limbs, and daunt his spirit.

If you give him too little exercise, it will render him liable to be purfivè, and full of ill humours, as glut, &c. and incline him to a habit of laziness, so that when he comes to be put to labour beyond his usual rate, he will grow restive and settle.

But so far may be said by way of direction, that if you are to run eight train-scents, and the strait course, more or less; and you are to put him to such severe labour; not above twice in the whole month's keeping.

And if it be in the first fortnight, it will be the better, for then he will have a whole fortnight to recover his strength in again;

as for his labour in his last fortnight, let it be proportionate to his strength and wind; sometimes half his task, and then three quarters of it.

Only observe, that the last trial you make in the first fortnight, be a train-scent more than your match, for by that means you will find what he is able to do.

As to the proportion of his exercise twice a-week, that is sufficient to keep him in breath, and yet will not diminish or injure his vigour.

But if your hunting-match be to run fewer trains, then you may put him to his whole task the oftener, according as you find him in condition; only observe, that you are not to strain him for ten days at least, before he rides his match, that he may be led into the field in perfect strength and vigour.

If you design your horse for a plate, let him take his heats according to direction, only let him be on the place, that he may be acquainted with the ground; and as for the hounds, you may omit them, as not being tied up to their speed, but that of your adversary's horse.

As to the number of heats, let them be according to what the articles exact; only observe, that, as to the sharpness of them, they must be regulated according to his strength, and the goodness of his wind.

When you heat him, provide some horses upon the course to run against him; this will quicken his spirits and encourage him, when he finds he can command them at his pleasure.

And here too you must observe the rule, not to give the horse a long heat for ten days or a fortnight before the plate be to be run for; and let the last heat you give him before the day of trial be in all his cloaths, and just skelp it over: which will make him run the next time the more vigorously, when he shall be stript naked, and feel the cold air pierce him.

During this month, and on his resting-days, and after his sweats on heating-days, (if there be any occasion for sweating him) you must observe the same rules which have been given for the first week of the third fort-

fortnight's keeping, only you must omit all scourings but rye-bread and mashcs, since your horse being in so perfect a state of body, has no need of any, except you shall know there is occasion; and if the horse proves thirsty, about eight or nine o'clock at night, you may give him the following julep, to cool him and quench his thirst:

Make two quarts of barley-water, three ounces of syrup of violets, two ounces of syrup of lemons, and having mixed them together, give them the horse to drink, and if he refuses, place it so that he may not throw it down, and let it stand by him all night.

During the last fortnight, you must give him dried oats that have been hulled by beating, and having washed half a strike of oats in the whites of a dozen or twenty eggs, stir them together, letting them lie all night to soak, spread them abroad in the sun the next morning, till they are as dry as they were at first, and so give them to your horse: when these are spent, prepare another quantity after the same manner. This food is light of digestion, and very good for his wind.

You must order his beans as before, but not give them so often, if he will eat his oats without them: as for his bread this time, make that of three parts wheat to one of beans, and order it as before directed.

If you find your horse inclinable to be costive, give him oats washed in two or three whites of eggs and ale beaten together, to cool his body and keep it moist.

Give him no mash for the last week, only the barley-water before directed, but let him have his fill of hay, till a day before he is to ride the match, when you may give it him more sparingly, that he may have time to digest, what he has eaten, and then, and not before you may muzzle him with your cavesson; and be sure that day, and not till the morning he is led out, to feed him as much as possible, for such a day's labour will require something to maintain his strength.

Therefore in the morning before you are to lead out give him a toast or two of white

bread steeped in wine, which will invigorate him and when you have done, lead him out into the field.

But if you are to run for a plate, which commonly is not till three o'clock in the afternoon, by all means have him out early in the morning to air, that he may empty his body, and when he is come in from airing, feed him with toasts in wine; considering, that as too much fullness will endanger his wind, so too long fasting will cause faintness.

When he has eaten what you thought fit to give him, put on his cavesson, and having afterwards well chafed his legs with piece-grease and brandy warmed together, or train oil (which likewise ought to be used daily at noon, for a week before the match, or longer, if you see cause) shake up his litter and shut the stable up close, taking care that there is no noise made near him, and let him rest till the hour comes that he is to go out into the field.

MAY-FLY, an insect so called, because it is bred in the month of *May*, of the water-cricket, which creeping out of the river, turns to a fly. It usually lies under the stones, near the banks, and is a good bait for some sort of fish.

To MAYL HAWKS, [in Falconry] is to pinion their wings.

MELCERIDES IN HORSES, tumours so called, from their resemblance to an honey-comb.

They attack the joints, and send forth a glewy matter like honey.

The way to cure them, is to burn them with red hot irons, in order to bring away all the matter, and to heal the ulcers with wax melted with hogs-grease, and to wash them with cold water, but rather with sea-water, (if it can be got). Some recommend the burning them with brass plates.

MELLIT, a distemper in a horse, being a dry scab growing upon the heels of his fore-foot, which may be cured after the following manner:

Take common honey, half a pint, black soap, a quarter of a pound, mingle them well together, adding four or five Spoonfuls of



of vinegar, and the same quantity of alum, finely powdered, soaked in a hen's egg, with two spoonfuls of fine flour. Let all be well mixt together, clip away the hair from the part affected, and apply it to the forrance, after the manner of a plaister, and let it remain five days.

Then take it off, and having washed all the leg, foot, and fore, with broth of powdered beef, rope up his legs with thumbands of soft hay, wetted in the same liquor, and it will effect a cure.

Whenever you dress the forrance, do not omit the pulling off the scab, or any crusty substance that may be upon the fore, and also to wash it clean.

MERLIN, a sort of hawk the least of all birds of prey, which resembles the haggard falcon in plume, fear of the foot, beak, and talons, and is much like her in condition.

If she be well manned, lured, and carefully looked after, she will prove an excellent hawk: their flight is swift, and they naturally fly at a partridge, thrush, and lark; but she is a very busy and unruly bird, therefore care must be had of her, lest she unnaturally eat off her own feet and talons, which they have often been found to do, upon which they ought not to be mewed or intermewed, because in mewing they often spoil themselves.

This hawk is very venturesome, for she will fly at birds as big, and bigger, than herself, with such eagerness, as to pursue them even to a town or village; but if you would fly her at a partridge, chuse the female or female, for the jack is not worth the training.

Though the merlin is reckoned a hawk of the fit, yet she may be brought to take much delight in the lure: when you have made her come to the lure, so as patiently to endure the hood, you should make her a train with a partridge, if she take and kill it reward her well; then fly her at the wild partridge, and if she take or make it at first or second flight, being retrieved by the spaniels, feed her upon it with a reasonable gorge, clearing her in such a manner with

the voice, that she may know it another time, but if she do not prove hardy the second or third time, she will be good for nothing.

When your merlin is thoroughly manned and reclaimed, you may carry her into the fields, where having found a lark or linnet get as near as may be into the wind to the bird, and as soon as the bird arises from the ground, unhood your cast of merlins and cast them off, for they affect to fly in company; besides it is a great pleasure to the spectators to see them fly together, where they may observe one climbing to the mountee above the lark, and the other lying low for her best advantage; when they have beat down the lark, let them feed a little thereon

But the cut-larks, it is not advisable for the falconer to let them fly at, for though they do not mount as the long-spurred lark does, yet their flying strait forwards endangers the loss of the hawk.

MES-AIR, is a manage half *terra a terra* and half convert.

MESHES, the openings and vacancies in nets, or net-works.

MEW, a place where a hawk is set during the time she raises her feathers.

Of these mews there are two sorts, one at large, and the other at stock and stone; the first is thus:

If your room be spacious you may mew four falcons at once, each partition consisting of about twelve feet square, one as much in height, with two windows, two feet broad, one opening to the north, for the benefit of the cool air, and the other to the east, for the warmth of the sun; but at the east window there should be a board two feet broad, even with the bottom of the window, with a lash, or ledge, round about in the middle on which you are to set a green turf, with plenty of gravel and stones upon it, that your hawk may take them at her pleasure.

If the falcon be a great biter, let her chamber be on the ground-floor, covered four fingers thick with grass, sand, &c. where you are to set a stone, somewhat taper, a

cubit high, on which she will take delight to sit, for its coldness.

Make her also two perches at each window, to refresh herself as she pleases, either with heat or cold.

The time of mewing, should be about the latter end of *April*, when you are to set down your hawks, diligently observing whether they are lousy or not, for which give them pepper, and scour them before you cast them into the mew.

Every week or fortnight, set her a basin of water to bathe in, and when she is done, take it away the night following.

Your mew, must have a portal to convey in the hawk, with a device, on which her meat is to be served; and you should keep one set hour in feeding, and she will mew sooner and better: when she has fed and gorged herself, remove the stick from the hawk, whereon the meat was fastened, to keep her from dragging it into the mew.

But most falconers are of opinion, that it is better mewing at stock and stone, in the following manner: make choice of a ground-room, remote from noise or concourse of people, then set a table, of what length you judge most convenient for the number of your falcons, and about six foot in breadth, with thin boards along the sides and ends, about four fingers high from the surface of the table, which should stand about three feet from the ground; let the table be covered indifferently thick with great sand, mixt with small pebbles, in the midst whereof place a pyramidical free-stone, about a yard in height, to which tie your falcon or gerfalcon, &c.

Then taking a small cord, of the bigness of a bow-string, put it through a ring or swivel, and bind it about the stone, in such manner, that the swivel may go round the stone without lett or hindrance, to which fasten the lease of your hawk.

If you mew more than one hawk in a room, you must set the stones at a distance that when they bate they may not crab one another.

The reason of placing this stone, it because the falcons delight to sit on it for it's

coolness sake, and the gravel stones they frequently swallow to cool themselves: the sand is necessary to preserve their feathers when they bate, and their mewets are more easily cleansed; the little cord with the swivel tied about the stone, is to keep the hawk from entangling when she bates, because the ring will still follow her.

It is convenient to keep your hawk hooded all the day, except only when you take her on your fist to feed, but unhood her at night; and lest any accident should happen, prejudicial to the hawk, the falconer ought to lie in the mew.

The goshawk is to be mewed in a more particular manner when you have flown her, or the tiercel, soar, and haggard, till *March*, give her some quarry in her food, and having seen that she is clean from lice, cut off the button of her jesses, and throw her into the mew, the perches of which should be lined with canvass or cotton, and there feed her with pigeons, or else with hot weather-mutton. If about the beginning of *October* you find her fairly mewed, and hard-penned, give her chickens, lamb, or calves heart, for about twenty days together, to scour her, make her slice out the slimy substance and glut of her pannel, and enfeam her, then furnish her with jesses, &c. again, and seal her for two or three days, till she endure the hood patiently.

MEWING, a malady common to all kinds of volatiles, being the casting of their feathers.

MEWING [with Hunters] a term used of a stag, &c. shedding his horns: an old hart casts his horns sooner than a young one, which is commonly in the months of *February* and *March*; but it is to be observed, that if a hart be gelded before he has a head he will never bear any, and if he be gelded after he has a head, he will never mew or cast off his horns; again, if he be gelded when he has a velvet head, it will always be so, without fraying or burnishing.

These beasts have no sooner cast their heads, but they immediately withdraw into thickets to hide themselves, in such convenient places where they may have strong feed-



feeding and good water; but young harts do never betake themselves to thickets till they have born their third head, which is in the fourth year.

After mewing they will begin to button, in *March* or *April*; and as the sun grows strong, and the season of the year puts forth the crop of the earth, so will their heads grow, so as to be summed full by the middle of *June*.

MIDDLING-TEETH OF A HORSE, are the fore teeth that come out at three years and a half, in the room of other four foal-teeth, feated between the nippers and the corner teeth, from which situation they derive the title of middling.

There is one above and one below, on each side of the jaws. See TEETH.

The MINNOW, is a fish without scales, and one of the least of fishes, but, (in the opinion of some) for excellency of meat, he may be compared to any fish of the greatest value and largest size: the spawners are usually full of spawn all the summer long, for they breed often, as it is but necessary, being both prey and baits to other fish.

They come into the river generally about *March* and *April*, and continue there till the cold weather drives them into their winter quarters again.

This fish is of a greenish colour, or wavy sky-coloured, his belly is very white, but his back is blackish; and will bite sharply at a worm.

Anglers find them oftner than they desire; they seldom frequent deep places. It is a fish not at all curious of his feeding, for any bait pleases him, if he can but swallow it, he will strain hard for what he cannot gorge.

The chief food he loves, is a small red worm, wasps, or cad-baits.

MOLES IN THE FIELDS, may be destroyed by taking a head or two of garlick, onion, or leek, and put into their holes, and they will run out as if frightened, and you may with a spear or dog take them.

Or, pounded hellebore, white or black, with wheat flour, the white of an egg, milk and sweet wine or metheglin, make it

into a paste, and put pellets as big as a small nut into their holes, they eat it with pleasure, and it will kill them.

In places you would not dig nor break much, the fuming their holes with brimstone, garlick, or other unfavoury things, drives them away; and if you put a dead mole into a common haunt it will make them absolutely forsake it.

Or, take a mole spear or staff, and where you see them cast, go lightly; but not on the side betwixt them and the wind, lest they perceive you; and at the first or second putting up of the earth, strike them with your mole staff downright, and mark which way the earth falls most: if she casts towards the left hand, strike somewhat on the right hand, and so on the contrary to the casting up of the plain ground, strike down, and there let it remain: then take out the tongue in the staff, and with the spattle or flat edge dig round about your grain to the end thereof, to see if you have killed her; and if you have missed her, leave open the hole, and step aside a little, and perhaps she will come to stop the hole again, for they love but very little air, and then strike again; but if you miss her, pour into her hole two gallons of water, and that will make her come out for fear of drowning; mind them going out of a morning to feed, or coming home when fed, and you may take a great many.

MOLTEN GREASE, is a fermentation or ebullition of impure humours, which precipitate and disembugue the guts, and oftentimes kill a horse.

This disease does not commonly seize upon any but over-fat horses, over-rid in hot weather. See GREASE.

MONTOIR, OR HORSE-BLOCK, is a word derived from *Italy*, where the riding-masters mount their horses from a stone as high as the stirrups, without putting their foot into the stirrups.

In *France* no such thing is used, but yet the word *montoir* is there retained, and signifies the poise or rest of the horseman's left foot upon his left stirrup.

MONTOR A DOS, OR, A POIL; a *French* expres-

expression, signifying, to mount a horse bare backed, or without a saddle.

MOON-EYES; a horse is said to have moon-eyes when the weakness of his eyes increases or decreases, according to the course of the moon; so that in the wane of the moon his eyes are muddy and troubled, and at new moon they clear up, but still he is in danger of losing his eye-sight quite.

MOOR'S HEAD, implies the colour of a *Roan* horse, who besides the mixture or blending of a grey and a bay, has a black head, and black extremities, as the mane and tail. See ROAN

MOTION; this horse has a pretty motion.

This expression implies the freedom of the motion of the fore-legs, when a horse bends them much upon the manage; but if a horse trots quite out, and keeps his body strait, and his head high, and bends his fore-legs handsomely, then to say he has a pretty motion with him, implies the liberty of the action of the fore-hand.

MOUTH OF A HORSE, should be moderately well cloven, for when it is too much, there is much difficulty to bitt a horse so as that he may not swallow it, as horsemen term it.

And if he has a little mouth, it will be difficult to get the mouth of the bitt rightly lodged therein.

A horse, to have a good mouth, should have a well raised neck, and if it be somewhat large and thick, it ought to be at least well turned, his reins strong and well shaped, and legs and feet likewise.

If all these prove right, no doubt but the horse has a very good mouth; but if his jaw-bones be too close, and he have also a short and thick neck, so that he cannot place his head right, his having a good mouth will avail but little, because no use can be made of it.

The compliance and obedience of a horse, is owing, partly, to the tender or quick sense of his mouth, which makes him afraid of being hurt by the bitt, and partly by the natural disposition of his members, and his own inclinations to obey.

The mouth is called sensible, fine, tender, light, and loyal.

Your horse has so fine a mouth, that he stops if the horseman does but bend his body behind, and raise his hand, without staying for the pull or check of the bridle,

A mouth is said to be fixed and certain, when a horse does not chack or beat upon the hand.

A fresh, foaming mouth.

A strong, desperate, spoiled mouth; a false mouth is a mouth that is not at all sensible, though the parts look well, and are all well formed.

A mouth of a full *appui*, or rest upon the hand, is one that has not the tender nice sense, of some fine mouths, but nevertheless has a fixt and certain rest, and suffers a hand that's a little hard, without chacking or beating upon the hand, without bearing down or resisting the bitt, insomuch that he will bear a jerk of the bridle without being much moved.

If you go to the army, provide yourself a horse with a mouth that bears a full rest upon the hand, for if you take one of a fine, nice, tender mouth, and another horse comes to shock or run against him in a fight, he will be apt to rise upon his two hind-feet, which a horse of a harder mouth would not do. See APPUI.

A mouth that bears more than a full rest upon the hand, implies, a horse that does not obey but with great difficulty.

You will readily stop this horse, for his mouth is above a full *appui* upon the hand. See APPUI,

MULE, } is of two sorts, the one en-  
MOIL, } gendered of a horse and a female ass, and the other of a male ass and a mare.

The first kind are generally very dull, as partaking too much of the ass, nor are they so large as the second, for which reason the latter are much more used and propagated.

Though these mules are of both sexes, yet being a mixt kind, they never breed; though some Authors affirm, that there is a sort of them in *Syria* that procreate in their own kind.



Mules excel horses for burdens and sure-footedness, especially in stony ways: they are also very good for draught, being very strong.

They go easier, and are therefore much better to ride than horses for their walk or trot; but they are generally rough gallopers, though some of them that are of a long make, are very fleet.

MULES IN THE LEGS OF A HORSE. See SCRATCHES.

MUSEROLE, See NOSE-BAND.

MUTE, [amongst Hunters], hounds or beagles are said to run mute, when they course along without opening or making any cry.

MUTE, OR ORDURE, dung, more especially of birds.

To MUTE, to dung, or make dung as a hawk does.

**N**AG, LITTLE NAG, OR TIT, is a horse of a small low size.

NARES [in Falconry], the holes in a hawk's beak.

NARROW, a horse that narrows, is one that does not take ground enough; that is, does not bear far enough out to the one hand or to the other.

NAVEL-GALL, is a bruise on the back of a horse, or pinch of a saddle behind, which if left alone long will be hard to cure.

The hurt obtains this name, because it is over-against the navel.

The cure: take oil of bay, oil of costus, fox-grease, oil of favin, of each an ounce, a handful of great garden worms, scour them with salt and white wine, and put all the ingredients together into an earthen pipkin, stop or cover it very close, and boil them well; then add an ounce and a half of sallad oil, set it upon the fire again, and boil it till it become a perfect ointment, which strain it into a gallipot: warm it when you use it, and so dress the sorrance with lints or hards dipt in it.

If the place be only swelled, and the skin not broken, then rub it with your hand, or a rag dipped in brandy, and it will take it down.

NECK OF A HORSE, should be lean, and but little flesh upon it; and to be well shaped, it should, at its going from the withers, rise with a slope upwards, diminishing by degrees toward the head.

In mares, it is a good quality to have their necks somewhat gross, and charged with flesh, because their necks are generally too fine and slender.

Deer Necks, or Cock-thropled, are those, in which the flesh that should be next the mane, is set quite below, and next the throat, which renders the neck ill-shaped and ugly.

A well-shaped neck contributes very much to the making him light or heavy of the hand, according as it is fine or coarse.

NEEZINGS; in order to purge a horse's head when it is stopped with phlegm, cold, and other gross humours, and to make him neeze, there is nothing better than to take a branch of pellitory of *Spain*, and tying the same to a stick, put it up his nostrils, and it will operate upon him without hurt or violence.

NEIGHING, is the cry of a horse. Such a horse neighs.

NET-MAKING; by nets here is meant, such as are useful to take fowl with; for the making of which, the instruments or tools required, are wooden needles, whereof you should have about half a dozen of divers sorts, some round, and others flat; also a pair of flat, round-pointed scissars, and a wheel to wind off the thread: the pack-thread must be the best and evenest that can be got, greater or smaller, according to the fowl you design to take: the meshes, must be about two inches from point to point, for the larger they are, 'tis the better to entangle fowl.

But the nets must be neither too deep nor too long, or that will render them troublesome to manage, but let them be well verged on each side with a long twisted thread.

As for the colouring, the russet ones are made so by putting them into a tanner's pit, where they must lie till they are well coloured; and this tincture is also an excellent preserver of them.

To make them green; chop and boil some green wheat in water, and rub your nets therewith, letting them lie in it twenty-four hours.

The yellow colour, is done by steeping the net in the juice of celandine, and then drying it in the shade, for it must not be over bright, but of the colour of stubble in harvest-time, for which season 'tis proper.

For preserving them, care must be had to keep them dry, for which end hang them abroad in the sun, whenever you have used them in the dew or rain; and see the least rent or breach be mended upon the first discovery; hang them at a distance from the wall, lest they be injured by rats and mice.

The readiest way of taking great fowl with nets, is the making of the nets, which must be of the best packthread, with great and large meshes, at least two inches from point to point; for the larger the meshes are, (so that the fowl cannot creep through them) the better it will be, for they entangle them the more certainly.

Let not the nets be above two fathom deep, and six in length, which is the greatest proportion that a common man is able to overthrow. Verge the nets on the outside with very strong cord, and extend it at each end upon long poles made for that purpose.

Being provided with nets, observe the haunts of fowls, or their morning and evening feeding-places, coming to them, at least, two hours before those seasons, and spreading the net smooth and flat upon the ground, staking down the two lower ends firm; let the upper ends stand extended upon the long cord, the farther end thereof being staked fast down to the earth, two or three fathom from the net, and let the stake which staketh down the cord, stand in a direct and even line with the lower verge of the net, still observing the distance: then the other end of the cord, which must be at least ten or twelve fathom long, the Fowler must hold in his hand, at the uttermost distance aforesaid, where he should make some artificial shelter, either of grass, fods, earth, or some such like matter, where he may lie out of the sight of the fowl.

Take care that the net may lie so ready for the game, that upon the least pull, it may rise from the earth and fly over.

Strew over all the net, as it lies upon the ground, some grass, that you may hide it from the fowl. It will also be convenient to stake down a live hern near your net, or some other fowl formerly taken for a stale.

When you see a good number of fowls come within the verge of the net, draw the cord suddenly, and cast the net over them: continue your sport till the sun be near an hour high, and no longer, for then their feeding is over for that time; but you may go again in the evening, from about sun set till twilight.

By this means you may take not only great quantities of large wild fowl, but also plovers.

To take small water-fowl with nets, make your nets of the smallest and strongest packthread, but the meshes must not be near so big as those for larger fowl, about two feet and a half, or three feet deep.

Line these nets on both sides with small nets, every mesh being about an inch and a half square, each way, that as the fowl striketh either through them or against them, so the smaller net may pass through the greater meshes, and so streighten and entangle the fowl.

These nets are to be pitched for every evening flight of fowl, before sun-set, staking them down on each side of a river, about half a foot within the water, the lower side of the net being so plumbed, that it may sink so far and no farther: place the upper side of the net slant-wise, shoaling against the water, yet not touching the water by near two feet, and let the strings which support this upper side of the net, be fastened to small yielding sticks, pricked in the bank, which as the fowl strikes, may give liberty to the net to run and entangle them.

Thus place several of these nets over different parts of the river, about twelve score fathom one from another, or as the river or brook will allow; and you may depend upon it, that if any fowl come on the river that night, you will have your share of them.

And



And that you may attain your end the sooner, take a gun, and go to all the fens and plasbes that are at a distance from your nets, and fire three or four times, which will so affright the fowl, that they will fly to the rivers; then plant your nets upon these fens and plasbes.

In the morning, go first to the river and see what fowls are caught there, and having taken them up, with the nets, if you espy any fowl on the river, discharge your gun, which will make them fly to the fens and plasbes; where go to see what are taken. By this means you will scarce fail of catching some, although there should be but very few abroad.

NIGHT-ANGLING. See ANGLING.

NIGHTINGALE, a small bird, in bigness much resembling a lark; it has a brown back, and is ash-coloured towards the belly.

The nightingale has the superiority above all other birds, in respect to her singing with so much variety, the sweetest and most melodiously of all others.

Nightingales appear in *England*, about the beginning of *April*, none as yet knowing where their habitations is during the winter season; and they usually make their nests about a foot and a half, or two feet above ground, either in thick quick-set hedges, or in beds of nettles where old quick-set hedges have been thrown together, and nettles grown through; and make them of such materials as the place affords: but some have found their nests upon the ground, at the bottom of hedges, and amongst waste grounds; and some upon banks that have been raised, and then overgrown with thick grass. As for the number of their eggs, it is uncertain, some having three or four, and some five, according to the strength of their bodies; and those that make their nests in the summer, have sometimes seven or eight: but they have young ones commonly in the beginning of *May*.

The nightingale that is best to be kept, should be of the earliest birds in the spring, they becoming more perfect in their songs, and also hardier, for the old one has more time to sing over, or continue longer in

singing than those that are later bred, and you may have better hopes of their living. The young ones must not be taken out of their nests till they are indifferently well feathered, not too little nor too much, for if the last, they will be fullen, and in the other case they are apt to die, and at the best they are as much longer in bringing up.

Their meat may be made of lean beef, sheep's heart, or bullocks heart, the fat skin whereof that covers it, must first be pulled off, and the sinews taken out as clean as possibly; then soak a quantity of white bread in water, and chop it small, as it were for minced meat, then with a flick take up the quantity of a grey pea, and give every one three or four such gobbles in an hour's time, as long as they shall endure to abide in their nests.

When they begin to grow strong, and ready to fly out, put them into the cage with several perches for them to sit upon, lined with some green baize, for they are at first subject to the cramp; and put some fine moss or hay at the bottom of the cage, for them to sit on when they please, always observing to keep them as clean as may be, for if they are brought up nastily, they, as well as all other birds, will always be so; some suffer no day-light to come to them only on one side; others, more curious, line their cages on three sides with green baize.

For the diseases incident to this delightful bird; as nightingales grow extraordinary fat, both abroad in fields, as well as in houses where they are caged up, you are to observe, it is very dangerous when it begins to abate, if they do not sing, therefore they must be kept very warm upon the falling of their fat, and must have some saffron given them in their meat and water: but when they are perceived to grow fat, they must be purged two or three times a-week with some worms that are taken out of pigeon-houses, for four or five weeks together; and give them two or three speckled spiders a-day, as long as they last, which spiders are found in *August*. If they grow melancholy, put into their water or drinking-pot, some white sugar-candy, with a  
 slice

slice or two of liquerice; and if they still complain, put into their pot six or eight chives of saffron, continuing to give them sheep's heart and paste, also three or four meal-worms a day, and a few ants and their eggs: farther boil a new-laid-egg very hard, mince it small, and strew it amongst the ants and their eggs.

Nightingales that have been kept two or three years in a cage are very subject to the gout, in that case you must take them out and anoint their feet with fresh butter or capon's grease three or four days together, which is a certain cure.

The chief thing that causes most of the diseases, is for want of keeping them clean and neat, whereby their feet become clogged, and their claws rot off, which brings the gout and cramp upon them: be sure twice a week to let them have gravel about the bottom of the cage, which must be very dry when it is put in, as it will not then be subject to clog.

These birds are also subject to apothumes and breakings out above their eyes and nebs, for which you are also to use butter and capon's grease. To raise nightingales when they are very bare, give them new eggs chopt very small, amongst their sheep's heart and paste, or hard eggs, and when they are recovered, bring them to ordinary diet again, that you may continue to maintain them in their former plight; but as soon as you perceive them growing fat, give them no more eggs.

There is another disease incident to those birds, called the streightness, or strangling in the breast; which proceeds very often for want of care in preparing their food, by mixing fat meat therewith; and may be perceived by the beating pain they were not accustomed to, which abides in this part, and by his often gaping and opening his bill; it may also be occasioned by some sinew or thread of the sheep's heart (for want of shredding with a sharp knife) that hangs in his throat, or that many times clings about his tongue, which makes him forsake his meat and grow poor in a very short time, especially in the spring, and when he is in the

song-note: as soon as you perceive the symptoms, take him gently out of his cage, open his bill with a quill or pin, and unloosen any string or loose piece of flesh that may hang about his tongue or throat, and when you have taken it away, give him some white fugar-candy in his water, or else dissolve it and moisten his meat with it, which will prove a present remedy.

All that is to be said more concerning this melodious bird, is touching the length of his life; some live but one, some three, some five, and others unto eight and twelve years; and they sing rather better and better for the first eight years, but then they decline by degrees, but if they have good keepers, it will prolong their lives three or four years; and where there is one kept, in a cage until that age, an hundred die: yet the care of some have been such; that it has been known nightingales have lived to be fifteen years old, and to continue singing, more or less, for the most part of of the time. *See PASTE FOR BIRDS.*

NIGHT-HOOKS, should be thus laid: procure a small cord sixteen yards long, and at equal distances tie to it five or six hempen lines, of the thickness of the trowling-line, about eighteen inches long a-piece, fastening them in such a manner as you may easily remove or put them to again. To each of these whip a hook, and bait it with a minnow, loach, or bull-head, his gillfins cut off; or, for want of them, with a small gudgeon, a small roach, a piece of seven eyes, of about an inch, and the brightest coloured you can get, which is much the most preferable bait for eels, or one of the small brood of eels, or with beef, or the pith and marrow in an ox or cow's back-bone. If you bait with any fish, put the point of the hook in at the tail and out at the mouth, the head of the fish resting on the hook's bent; and cover the point of the hook with a small worm: then at one end of the cord fasten a stone or a lead weight of about two pounds, and throw it cross the river in some still deep, or at the tail or side of a deep stream. Fasten the other end to some bough or stick on the water-bank you stand  
on;



on; and in the morning you will seldom fail to find fish ensnared. Use a great fish needle to draw the line through the bait, and out at it's tail, and then let it slip down to the hook's bent, the head being downwards, tying the tail to the line with thread, and the top of the hemp line to the cord.

Eels, chubs, large trouts, and pike, are taken this way; but if you lay for pike, keep the bait with a float about a foot from the bottom. For other fish let it touch the bottom.

**NIGHT-MARE**, a malady incident to horses as well as human bodies, proceeding from the melancholy blood oppressing the heart: it will cause the horse to sweat more in the night than in the day, and thereby deprive him of his rest.

You may discover it by observing him in the morning, whether he sweats on the flanks, neck, and short ribs, which are sure indications of it.

For the cure. Take a pint of fallad oil, a quarter of a pound of sugar candy, put into them a handful of salt, mix them well together, warm them blood-warm, and give it the horse two mornings.

**NIPPERS**, are four teeth in the fore-part of a horse's mouth, two in the upper and two in the lower jaw: a horse puts them forth between the second and third year. See **TEETH**.

**NIPPERS**; smith's or farrier's nippers, are the pincers with which they cut the nails they have drove in, before they rivet them, and which they use in taking off a shoe.

**NOSE-BAND**, OR **MUSROLL**, is that part of a head-stall of a bridle that comes over a horse's nose.

**NOSTRILS OF A HORSE**, should be large and extended, so that the red within them may be perceived, especially when he sneezes: the wideness of the nostrils does not a little contribute to the easiness of breathing.

**OATS**, sown in *February* or *March*, are of an opening nature, and sweet; they are the best grain for horses, others be-

ing apt to stop, which must be injurious; yet oats given in too great a quantity overheat a horse.

Oats newly housed and threshed, before they have sweat in the mow, or have been otherwise thoroughly dried, are too laxative.

**OBEY**; a horse is said to obey the hands and the heels, to obey the aids or helps. Thus:

A horse is said to obey the spurs, that is, to fly from them.

**OPENING OF A HORSE'S HEELS**, is when the smith, in paring the foot, cuts the heel low, and takes it down within a finger's breadth of the coronet, so that he separates the corners of the heel, and by that means impairs the substance of the foot, causing it to close, and become narrow at the heels: this practise therefore ought always to be avoided, since if there be any weakness in the foot, it will of necessity make it shrink and streighten in the quarters, so as absolutely to spoil the foot.

**ORTOLAN**, a bird somewhat smaller than a lark, having a red bill, legs, and feet, the wings intermixt with black and yellow, the neck, head and belly of an orange colour, the breast yellow, with orange-colour spots.

It feeds upon millet, it is delicious food, and casts much fat; they come to us in *April*, and go away in *September*; the time to take them, is in *July* and *August*. They are taken in bow-nets: the places they most delight in, are vineyards, and oat-fields near them.

**OSSELETS**, *i. e.* **LITTLE BONES**, are hard excrescences in the knees of some horses, so called in *French*.

There are also three kinds of osselets, which are of the same nature as splints, and some persons take them for the same thing; but there is this difference however between them, that splints come near the knees, and osselets near the fetlocks. Their seat is indifferently within or without the leg.

The first is the simple osselet, which does not grow near the joint of the fetlock or the nerve.

This need not hinder any man from buying

ing a horse, because it puts him to no inconvenience, and very often goes away of itself without a remedy. The second is that which descends into the fetlock, and hinders the motion of that joint: this occasions a horse to stumble and fall, and with a very little work to become lame. The third has its seat between the bone and the nerve, and sometimes upon the nerve; it so much incommodes a horse, that he cannot stand firm, but limps on every little occasion.

OTTER; some are of opinion, that the otter is of the beaver kind, being an amphibious creature, living both in the water and on the land; besides, the outward form of the parts bears a likeness of the beaver; some say, were his tail off, he were in parts like the beaver, differing in nothing but habitation, for the beaver frequents the salt water as well as the fresh, but the otter never goes to the salt.

Though the otter lives in the water, yet he does not, like fishes, breathe through the benefit of the water, he taketh breath like other four-footed beasts, yet will remain a long time underneath the water without respiration.

If he wants prey in the waters, then he will quit them for the land; and if by painful hunting on shore he cannot fill his belly, he will feed on herbs, snails, or frogs; neither will he take less pains in the water to satisfy his hunger, for he will swim two miles together against the stream, that so, when he has filled his belly, the current may carry him down again to his designed lodging, which is always near the water, very artificially built with boughs, sprigs, and sticks, couched together in excellent order, wherein he sits to keep him from the wet.

In the hunting of fish, he often puts his nose above water to take breath: he is a creature of wonderful swiftness and nimbleness in taking his prey, and for greediness, takes more than he knows what to do with.

He is a very subtil and crafty beast, and endowed with a wonderful sagacity and sense of smelling.

The flesh of this beast is both cold and filthy, because it feedeth on stinking fish, and therefore not fit to be eaten; yet it is eaten in *Germany*, and the *Carthusian* friars, who are forbidden the eating of all manner of flesh of other four-footed beasts, yet they are not prohibited the eating of otters.

OTTER-HUNTING; this is performed by dogs, called otter-hounds, and with instruments, called otter-spears, with which when they find themselves wounded, they make to land and fight with the dogs furiously, as if they were sensible that the cold water would annoy their green wounds.

There is indeed craft to be used in the hunting them: but they may be caught in snares under water, and by river-sides; but great care must be taken, for they bite much and venomously, and if they remain long in the snare, they will not fail to get themselves free by their teeth.

In hunting them, one man must be on one side of the river, and another on the other, both beating the banks with dogs, and the beast not being able to endure the water long, you will soon discover if there be an otter or not in that quarter, for he must come out to make his spraints, and in the night sometimes to feed on grass and herbs.

If any of the hounds find out an otter, then view the soft grounds and moist places, to find out which way he bent his head; if you cannot discover this by the marks, you may partly perceive it by the spraints; and then follow the hounds, and lodge him as a hart or deer.

But if you do not find him quickly, you may imagine he is gone to couch somewhere farther off from the river; for sometimes they will go to feed a considerable way from the place of their rest, chusing rather to go up the river than down it.

Persons that hunt otters, must carry their spears, to watch his vents, that being the chief advantage; and if they perceive him swimming under water, they must endeavour to strike him with their spears, and if they



they miss, must pursue him with the hounds; which (if they be good and perfectly entered) will go chanting and trailing along by the river-side, and will beat every root of a tree, and osier-bed, or tuft of bull-rushes; nay, they will sometimes take water, and bait the beast like a spaniel, by which means he will hardly escape.

**OVER-DONE, OVER-RID, OR OVER-WORKED;** a horse is so called, when his wind and strength are broke and exhausted with fatigue.

**OVER-REACH,** a horse is said to over-reach when he brings his feet too far forwards, and strikes his hinder toes against the sponges of his fore-shoe.

A horse over-reaches through a weakness in the back, or by being suffered to bear too much upon the shoulders.

**OWL, HORN-OWL, HORN-COOT,** a large bird that keeps always in woods and great forests, being often bigger than a middle sized goose; with hairy eyes, and rough-footed, great tufts of feathers on either side of his head, bearing out like horns, his face broad and large, his eyes great and sparkling, and his voice terrible; but being a bird that usually sleeps by day; when other fowls espy him, they gather about him, both great and small, and attempt to kill him.

When a fowler has got such a one as this, he need not want recreation, after having made him fit for his purpose: to which end, let him first teach him to come and feed on his fist, and then put him into some room or cock-loft where there are placed two pieces of timber, one at each end of the room, which should be two feet high, and the upper side cut like the ridge of a house, declining on both sides, that the horn-coot may perch thereon; then tie a cord from one end of the said perches to the other, having first drawn it through an iron ring, or some strong leather strap, to which fix a strap about three foot long, and at the other end your horn-coot is to be fastened by the legs, like a hawk, but the ring or strap must be loose, so as to play forwards and backwards from one billet to

another, that the bird may divert himself when he is minded to change places.

At first, set not your two perches or billets above six or seven feet asunder, but afterwards you may lengthen by little and little, as you perceive he comes on. Let him not rest at any time upon the ground; and let the strap by which he is tied be proportioned to the height of the perches.

You must also teach him to fly from one stand to another, but never feeding him on that perch where you find him, but only shew him his food, to draw and entice him to the other perch.

When he has had a reward of two or three bits, remove yourself to the other end, calling him, and unless he come to the other perch give him no more; and hereby in a short time you will find he will be too quick for you, and in two months he may be perfected therein.

**OX-FEET IN A HORSE,** is when the horn of the hind-foot cleaves just in the very middle of the fore-part of the hoof, from the coronet to the shoe: they are not common, but very troublesome, and often make a horse halt.

**OX-LEGS,** an imperfection in some horses, which, tho' they have the back sinew of their fore legs somewhat separate from the bone, yet their sinews are so small, and so little set off, that their legs will become round after small labour.

**P**ACE OF ASSES, a herd or company of those beasts.

**PACES OF A HORSE:** the natural paces of a horse's legs are three, *viz.* a walk, trot, and a gallop, to which may be added, an amble, because some horses have it naturally; and such horses are generally the swiftest amblers of any.

Horses which go shuffling or mixt paces, between the walk and amble, are for the most part of no value; and this oftentimes proceeds from their fretful fiery temper, and sometimes from a weakness either in their reins or legs.

**PADDOCK,** } a piece of  
**PADDOCK COURSE,** } ground en-  
M m 2 } compassed

compassed with pales, or a wall, and conveniently taken out of a park; it must be a mile long, and a quarter of a mile broad, but the farther end should be somewhat broader than the nearer, because that most people desire to see the end of a course, and who wins the wager.

At the hither end is to be the dog-house, where the hounds are to be kept that are to run the course, which must be attended by two men, one of them to stand at the door, to slip the dogs, but the other must be a little without the door to slip the teaser, to drive away the deer.

On the other side are to be made three pens, for as many deer as are designed for the course; and there must be also a keeper or two, to turn the deer out from the course, which the deer are to run all along by the pale; and on the other side, at the same distance, stand the spectators: besides all which, these posts must also be placed along the course.

1. The law-post, which is next the dog-house and pens, and distant from them about an hundred and sixty yards.

2. The quarter of a mile post.

3. The half-mile post.

4. The pinching post.

5. The ditch: which is in lieu of a post, being a place so made to relieve the deer, and to keep them from being farther pursued by the dogs; and near this place are made seats for the judges to sit who are chosen to decide the wager.

As soon as the greyhounds that are to run for the plate or money, are led in the dog house, they are delivered to the keepers, who by the articles of all courses, are to see them fairly slipt; for which end there is put about each dog a falling collar, which is slipt thro' the rings, after the owners of the dogs have drawn cuts which shall have the wall, by reason that there shall be no more advantage to the one than the other; then the dog-house doors are shut, and the keeper ordered to turn the breathed deer out of the pens, which is no sooner done, and the deer gone twenty yards, but he that holds the teaser, slips him, to force the deer for-

ward; but when he comes to the law-post, the dog-house door is opened, and the dogs let out and slipt. If the deer swerve before he comes to the pinching-post, so much that his head is judged to be nearer the dog-house than the ditch, then 'tis judged no match, and in such a case it must be run again three days after: but if there be no such swerve, but that the deer runs strait, beyond the pinching-post, then that dog that is nearest the deer, when he swerves, or is blanced by any accident, wins the match; but if no such swerve happen, then that dog that leaps the ditch first, wins the match.

**PAINS IN HORSES**, is a distemper, a kind of ulcerous scab, full of a fretting mattery water, breeding in the pasterns, between the fetlock and the heel; which comes for want of clean keeping and good rubbing, after the horses are come off a journey, by means of which, sand and dirt remaining in the hair, frets the skin and flesh, which turns to a scab; and therefore those horses that have long hair, and are rough about the feet, are more subject to this disease, than if they be not clean kept.

The signs are these, his legs swell, with the vehement heat that is caused from the venom and filthy water which issues from the scabs, for it is so sharp and scalding that it will scald off the hair, and breed scabs as far as it goes. That which cures the scratches will serve to heal these.

**PALATE**, the upper part or roof of the mouth.

In a horse, the palate should be lean, for if it be fat, *i. e.* full and high, so as to be almost equal with the extremities of his upper teeth, the least height in the liberty of a bitt will be troublesome, and make him either chack in the bridle and be always throwing up his head, or otherwise carry it too low, which, besides the unsightliness, will much annoy the rider's hand.

Horses are commonly bled in the palate with a sharp-pointed horn, to refresh and give them an appetite.

**PALSEY IN HORSES**, a disease that sometimes deprives the whole body of sense, and



and then it is called the general palsey, is incurable; but when the use of some part only is taken away, (which most commonly happens in the neck) it is then called a particular palsey.

The signs by which this distemper is known, are, that the horse will go groveling and side-ways like a crab, carrying his neck as if it were broke, and will set forward crookedly, with his legs, and beat his head against the wall.

The disease proceeds from foul feeding in fenny grounds, which breed gross and tough humours, which being joined by crudities and ill digestion, affects the brain; or it may have been caused by some wound or blow upon the temples.

In order to a cure, bleed him in the neck-vein and temple-vein, on the contrary side to the way he turns his neck; then anoint his back all over with petroleum, or oil of petre, and swathe his neck with a wet hay-rop, even from his breast to his ears.

Then give him for three mornings together a pint of old muscadine, with a spoonful of the powder of opopanax, staran, gentian, manna, succory, myrrh, and long pepper; but put not so much of the last ingredients as of the rest.

PANNAGE, } the mast of the woods,  
PAWNAGE, } as of beech, acorns, &c.  
which swine or other cattle feed on; or the money taken for feeding hogs with the mast of the King's forest.

PANNEL [in Falconry], is the pipe next to the fundament.

PANNELS OF A SADDLE, are two cushions or bolsters, filled with cow's, deer's, or horse-hair, and placed under the saddle, one on each side, touching the horse's body, to prevent the bows and hands from galling or hurting his back.

PANTAS, OR ASTHMA, is a dangerous distemper, and few hawks escape which are afflicted with it.

It happens, when the lungs are as it were so baked by excessive heat, that the hawk cannot draw her breath, and when drawn cannot well emit it again.

A judgment may be made of the begin-

ning of this distemper, by the hawk's labouring much in the pannel, moving her train often up and down at each motion of her pannel; and she cannot many times mute or slice, or if she do, she drops it close by her.

It is known also by the hawk's frequently opening her clap and beak.

The best remedy is, to scour the hawk with good oil-olive, well washed in several waters, till it becomes clear and white, which is to be done after the following manner:

Take an earthen pot, with a small hole in the bottom of it, which stop with your finger, then pour in oil, with a quantity of water, and coil these together with a spoon till the water grows darkish, then take away your finger and let the water run out, but the oil will stay behind floating on the top. Do this seven or eight times, till the oil has been thoroughly purified.

Then for a falcon and goshawk, take a sheep's gut above an inch long, but for lesser hawks of a lesser length, and fill the gut with oil, and fasten it with a thread at both ends,

The hawk having having first cast, convey this gut into her throat, holding her on the fist till she make a mewt; an hour after she hath done mewting, feed her with calves heart, or a pullet's leg, giving her every third or fourth day a cotton casting, with cubeb and cloves. Or,

Pour oil of sweet almonds, (instead of olive-oil) into a chicken's gut, washed, and give the hawk, which is of great efficacy for curing the pantas.

PANTONS, OR PANTABLE-SHOES, are a sort of horse-shoes that serve for narrow and low heels, and to hinder the sole from growing too much downwards, so that the foot may take a better shape: they also help hoof-binding, and are good for *Flanders* mares before their feet grow bad.

When a horse is shod with a panton, it must follow the compass of the foot, and the branches must not be streight: care must also be taken to keep the sole strong, without taking any thing almost from it, otherwise the horse will halt.

PARE; to pare a horse's foot, is to cut the horn and the sole of the foot, with a buttrice, in order to shoe him.

PARKS AND WARRENS, are places where deers, hares, conies, &c. are enclosed with pales, or a wall, so as it were a store-house, to be always ready to furnish you with those animals either for use or pleasure.

The first *Roman* that inclosed wild beasts was *Fulvius Harpinus*. *Varro*, who lived 28 years before Christ, had the first hare warren. The first park in *England* was at *Woodstock* in *Oxfordshire*, and was made about the year 1124.

A park should have three sorts of land in it, *viz.* mountainous and barren, hilly and yet fertile, plain and fruitful; the mountainous part should be well covered with high woods, at least a third part thereof; the downs and hills, should have one-third part coppices and low woods; and the plains at least one-third part meadows with some arable for corn.

A park should not want a river, to run through some part of it; also it ought to have a small brook or spring, but if nature denies these conveniencies, art must supply it by ponds, made to receive and preserve rain that falls; and such ponds will be very profitable for fish and fowl, in some of which may be made a decoy.

You should have your park well stored with many trees, as oak, beech, and chestnut, which are not difficult to be had, and are quick of growth, especially the two last, and they exceed the former also in sweetness and goodness; neither should apple, pear, and plumb trees, be wanting, all affording good food for them.

You should also have your park well inclosed, if possible, with a brick or stone wall; or for want of that, with a pale of found oak, so high and close joined, that neither badger nor cat can creep through, nor wolf nor fox can leap over; and for a further defence, it is not amiss to have a good quick-set hedge, which should be always kept in good order.

Some part of the mountain and high-wood, may afford a hennery, and some part

of the middle may be for a coney or hare warren.

In the whole, you may breed young colts and horses, nor is it amiss that in some part of the low ground, you have a cow walk during the summer season.

There should be at least five or six inclosures in your park, that you may shut out, and let in, your deer, as you see occasion; sometimes all together in your high woods, where in cold frosts and snow they may be sheltered, and fed by the keepers with hay and provender.

You may also in summer let such a proportion as you intend to use, be fed in better ground than the others which are for store.

You should also make artificial holes and caverns for the deer to retire into, as well in the hot as cold seasons.

It will also be proper to sow therein gourds, misceline-corn, barley, peas, and the like, in which hares generally delight, and will thereby quickly grow fat.

And as for conies, if you found a trumpet in some of the burroughs, there will be scarce one in the whole warren but will start out.

PART OR DEPART, a word used in the Academies to signify the motion or action of a horse when put on at speed.

#### *Parts of a Horse's Body.*

1. As to the hair. The hair and hide, are in general all the hair and skin of the body of the horse.

2. The mane; the long hair on the horse's neck.

3. The topping; or fore-top.

4. The fetter-lock, or fet-lock; the hair that grows behind the feet.

5. The coronet, or cronet; the hair that grows over the top of the hoofs.

6. The brills; the hair on the eye-lids.

#### *As to the Head, Neck, and Breast.*

1. The crest, or crist; the ridge on the upper part of the neck, where the mane grows.

2. The



2. The neck: is accounted all from the head to the breast and shoulders.

3. The breast, brisket or chest, is the fore-part of the neck at the shoulder down the fore-legs.

4. The star is in the forehead.

5. The rache down to the face; when the hair there is of another colour, different from the rest of the head.

*As to the Body.*

1. The withers; are the top of the shoulder-blades, at the setting on of the neck.

2. The dock; is the place where the saddle is set.

3. The navel-gall, on the back opposite the navel.

4. The reins; is all the middle of the back from the mane to the tail; the ridge of the back.

5. The dock or strunt; is the tail of the horse.

6. The fundament, or tuel; the arse.

7. The sway, or swayed-back; is the hollow, or sinking down of the back-bone.

8. The thropple, the wind-pipe.

9. The girth-place; is the fore-part of the belly.

10. The belly; the middle of the belly where the navel is; the navel-place.

11. The flank: is the hinder part of the belly, next the sheath.

12. The groins; are the hinder parts near the thighs, on each side the sheath.

13. The sheath; is the loose skin within which the yard is.

14. The yard; is his byental.

15. The nut; is the bob at the end of his yard.

16. The cods; is the skin in which the stones are.

17. The fillets; are the fore-parts of the shoulders next the breasts.

18. The sides; the nearer-side, farther-side, rising-side.

19. The buttocks; are the hinder parts of a horse's body.

20. The top of the buttock; is that part next the ridge of the back and tail.

*As to the Thighs and Legs.*

1. The stifle, or stifle-joint; is the first joint and bending next the buttock, and above the thigh, which bends forwards.

2. The thigh; is that part between the chambrel and stifle-joint.

3. The chambrel, or elbow; is the joint, or the bending of the upper part of the hinder-leg, that bends backwards from the body.

4. The ham and bight, or bought; is the inward bent and bending of the chambrel; it is also used for the bending of the knees in the foremost legs.

5. The hough, leg, or flank; reaches from the chambrel to the fet-lock, or pastern-joint of the foot.

6. The small of the leg; is the small part of the legs, both in the hinder and fore-legs.

7. The fowl of the leg.

8. The back-sinews of the leg; is the back of the leg, above the fet-lock.

9. The pastern, fet-lock-joint, or ancle; is the joint in the fet-lock, which bends in all the feet forwards.

10. The coronet; is the foot above the hoof of the ancle-joint, so called in all the feet.

11. The curb.

12. The shoulder; is that part which extends from the withers to the top joint of the thigh.

13. The thigh; reaches from the bent of the thigh to the knee.

14. The knee; is the middle joint of the foremost feet, and bends inwards.

15. The farther leg before; is the right leg before.

16. The next, or nearer leg before; is the left leg of the rising side before, or the rising-side.

*As to the Feet.*

1. The hoof, or horn.

2. The coffin; is the hollow of the hoof in which the foot is fixed, the foot fallen off.

3. The .

3. The frush; is the tender part of the hoof next the heel.

4. The sole of the foot.

3. The frog of the feet; which some call the ball of the foot.

6. The rift of the hoof; is that part that is pared or cut off, it being too long grown; the space between the frush and the heel.

7. The heel; is the rising in the middle of the sole; the narrow heel.

8. The toes; are the fore-parts of the hoofs, the quarters, the insides of the hoofs.

9. The pastern, or feet; is that part under the fet-lock, to the hoof.

*Parts of a Horse's Body proper to bleed in.*

It is usual to bleed horses in the jugular veins, which lie on each side of the neck, for the farcy, mange, repletion, and several other distempers; and also by way of repletion twice a year, to all horses that feed well and labour but little.

Blood is usually taken from the temples, with a small lancet, for bites or blows on the eyes.

Farriers have a lancet made on purpose for opening of veins beneath the tongue, for head-aches, or for being disgusted or over-heated by excessive labour, or for cholics, and the vives.

It is usual to bleed horses in the gristle of the nose, without any regard whether they bit the vein or not; and this is also for cholics, vives, and being much over-heated.

Horses are let blood in the middle of the palate, above the fourth bar, with a lancet or sharp horn, when they have been disgusted, barrasted, or over-heated and dull.

Blood is taken from the basilick, or thigh-veins of horses, for strains in the shoulders, or the mange in those parts.

Horses are blooded in the pasterns, with a stream or a lancet, for strains or infirmities in the hams or knees.

They are let blood in the toes, with a buttrice, or drawing iron, for beating in the feet, and infirmities in the legs, such as swellings and oppressions of the nerves.

The flank-veins are sometimes opened,

with a small lancet made for that purpose, for the farcy.

Blood is drawn with fleams in the flat of the thighs, for blows and strains in the haunches.

They bleed in the tail or dock, with a long lancet, for a fever and purfiness.

PARTRIDGES, being naturally a cowardly, fearful, simple bird, are easily deceived or beguiled with any device whatever, by train-bait, engine, call, stale, &c.

I shall in the first place begin to consider their haunts, which are not certain, but various; any covert will serve their turn, and sometimes none at all.

The places they delight in most, are corn-fields, especially whilst the corn grows, for under that cover they shelter and breed; neither are those places unfrequented by them when the corn is cut down, by reason of the grain they find there, especially in wheat-stubble, the height of which they delight in, being to them as a covert or theater. When the wheat-stubble is much trodden by men or beasts, they then betake themselves to the barley-stubble, provided it be fresh and untrodden; and they will, in the furrows, amongst the clots, brambles, and long grass, hide both themselves and covies, which are sometimes twenty in number; nay, thirty in a covey.

When the winter-season is arrived, and these stubble-fields are ploughed up, or over-soiled with cattle, partridges resort into the up-land meadows, and lodge in the dead grass, or fog under hedges, amongst mole-hills, or under the roots of trees; sometimes they resort to coppices and underwoods, especially if any corn-fields are adjacent, or where grows broom, brakes, fern, &c.

In the harvest-time, when every field is full of men and cattle, in the day-time, you will find them in the fallow-fields which are next adjoining to the corn fields, where they lie lurking till evening or morning, and then they feed among the sheaves of corn.

When you know their haunts, according to the situation of the country and season of the



the year, your next care must be to find them out in their haunts, which is done several ways. Some do it by the eye only; and this art can never be taught, but learned by frequent experience, distinguishing thereby the colour of the partridge from that of the earth, and how, and in what manner they lodge and couch together; by which means you may come near enough to them, they being a very lazy bird, and so unwilling to take the wing, that you may almost set your foot upon them before they'll stir, provided you don't stand and gaze on them, but be in continual motion, otherwise they will spring up and be gone.

Another way to discover them, is by going to their haunts very early in the morning, or at the close of the evening, which is called the jucking-time, and there listen for the calling of the cock partridge, which is very loud and earnest, and after some few calls the hen with answer, and by this means they meet together, which you may know by their rejoicing and chattering one with another; upon hearing of which take your range about them, drawing nearer and nearer to the place you heard them juck in; casting your eye towards the furrows of the lands, and there you will soon find where the covey lies.

The best, surest, and easiest way for finding of partridges, is by the call, having first learned the true and natural notes of the partridge, knowing how to tune every note in it's proper key, applying them to their due times and seasons.

Being perfect herein, either mornings or evenings, (all other times being improper) go to their haunts, and having secured yourself in some secret place where you may see and not be seen, listen a while if you can hear the partridges call, if you do, answer them again in the same notes, and as they change or double their notes, so must you in like manner; thus continue doing till they draw nearer and nearer to you: having them in your view, lay yourself on your back, and lie without motion, as if you were dead, by this means you may know their whole number.

*How to take them with Nets.*

The nets for taking of partridges must be every way like your pheasant nets, both for length and breadth, except that the meshes must be smaller, being made of the same thread, and dyed of the same colour.

Having found out the covey, draw forth your nets, and taking a large circumference, walk a good round pace with a careless eye, rather from than towards them, till you have trimmed your nets, and made them ready for the purpose; which done, you must draw in your circumference less and less, till you come within the length of your net, then pricking down a stick about three feet long, fasten one end of the line to your net, and make it fast in the earth as you walk about, for you must make no stop or stay; then letting the net slip out of your hands, spread it open as you go, and so carry and lay it all over the partridges.

If they should lie stragling, so that you cannot cover them all with one net, then draw forth another, and do with that as you did with the former; and so a third if there be occasion; having so done, rush in upon them, who being affrighted, will fly up, and so be entangled in the nets.

*How to take them with Bird-lime.*

Get the largest wheat-straws you can, and cut them off between knot and knot, and lime them with the strongest bird-lime. Go to the haunts of partridges, and call, if you are answered, prick at some distance from you your lime-straws, in many cross-rows and ranks, cross the lands and furrows, taking in two or three lands at least, then lie close and call again, not ceasing till you have drawn them towards you, so that they be intercepted by the way by your limed straws, which they shall no sooner touch but they will be ensnared; and by reason they all run together like a brood of chickens, they will so besmear and daub each other, that very few will escape.

This way of taking partridges is only to be used in stubble-fields, from *August* till

*Christmas*: but if you will take them in woods, pastures, or meadows, then you must lime rods, the same as for pheasants, and stick them in the ground after the same manner.

*To drive Partridges.*

The driving of partridges is more agreeable than any other way of taking them: the manner of it is thus:

Make an engine in the form of a horse, cut out of canvas, and stuff it with straw, or such like matter, as in *Plate XV*. With this artificial horse and your nets, go to the haunts of partridges, and having found out the covey, and pitched your nets below, you must go above, and taking the advantage of the wind, you must drive downward: let your nets be pitched slope-wise, and hovering. Then having your face covered with something that is green, or of a dark blue, you must, putting the engine before, stalk towards the partridges with a slow pace, raising them on their feet, but not their wings, and they will run naturally before you.

If they chance to run a by-way, or contrary to your purpose, then cross them with your engine, and by so facing them, they will run into that track you would have them: thus by a gentle slow pace, you may make them run and go which way you will, and at last drive them into your net.

*To take Partridges with a Setting-dog.*

There is no method of taking them so good as by the help of a setting-dog, wherefore before we proceed to the sport, you are to understand what few sportsmen but already know, that a setting-dog is a lusty land-paniel, taught by nature to hunt the partridges more than any chace whatever, running the fields over with such alacrity and nimbleness as if there was no limit to his fury and desire, and yet by art, under such excellent command, that in the very height of his career, by a hem or sound of his master's voice, he shall stand, gaze about him, look in his master's face, and observe

his directions, whether to proceed, stand still, or retire: nay, when he is even just upon his prey, that he may even take it up in his mouth, yet his obedience is so framed by art, that instantly he will either stand still, or fall down flat on his belly, without daring to make any noise or motion till his master comes to him, and then he'll proceed in all things to follow his directions.

Having a dog thus qualified by art and nature, take him with you where partridges haunt, there cast off your dog, and by some word of encouragement that he is acquainted with, engage him to range, but never too far from you; and see that he beats his ground justly and even, without casting about, or flying now here, now there, which the mettle of some will do if not corrected and reproved; therefore when you perceive this fault, you must instantly call him in with a hem, and so check him that he dare not do the like again for that day; so he will range afterwards with more temperance, frequently looking in his master's face, as if he would gather from thence whether he did well or ill.

If in your dog's ranging you perceive him to stop on a sudden, or stand still, you must then make up to him, (for without doubt he hath set the partridge) and as soon as you come to him, command him to go nearer it, but if he goes not, but either lies still or stands shaking of his tail, and now and then looking back, then cease from urging him further, and take your circumference, walking fast, looking strait before the nose of the dog, and thereby see how the covey lies, whether close or straggling.

Then commanding the dog to lie still, draw forth your net, and prick one end to the ground, and spread your net all open, and so cover as many of the partridges as you can; which done, make in with a noise, and spring up the partridges, which shall no sooner rise but they will be entangled in the net. And if you let go the old cock and hen, it will be a means to increase your sport.

PASSADE, is a tread, or way, that a horse



horse makes oftener than once upon the same extent of ground, passing and repassing from one end of it's length to the other, which cannot be done without changing the hand, or turning and making a demi-tour at each of the extremities of the ground.

Hence it comes that there are several sorts of passades, according to the different ways of turning, in order to part, or put on again and return upon the same piste or tread, which we call, closing the passade.

A passade of five times, or a demi-volt of five times, is a demi-tour made at the end of the strait line, one hip in five times of a gallop upon the haunches, and at the fifth time ought to have closed the demi-volt, and to present upon the passade-line, strait, and ready to return the demi-volt of five times, or periods; are the most common airs of changing the hand or turning, that are practised in the Academies.

To make these passades, you put your horse strait forward, and towards the extremity of the line make a half stop, keeping the horse strait, without traversing, when you make the demi-volt at three times, in such a manner, that the third time the horse presents strait upon the passade-line, and is ready to set out again upon a short gallop.

You continue this short gallop half the length of the passade, then you put on furiously at full speed, and at the end of the passade make a half stop, and then a demi-volt of three times.

This you continue to do as long as the horse's wind and strength will hold.

This passade at full speed, supposes that the horse has an excellent mouth, and requires strength and agility both in the horse and horseman.

There are but few horses that are capable of it.

**PASSADE OF ONE TIME:** - a passade in pirouette, or half pirouette of one time, is a demi-volt, or turn made by the horse in one time of his shoulders and haunches.

To make this passade, (which is the perfectest of them all) the horse should stand strait upon the passade-line, and then putting forwards, he forms a half stop, making

falcades two or three times, in such a manner, that he is still strait upon the line; and at the last time, he prepares to turn nimbly, and retain or fix his haunches as a center; so that the demi-volt is performed in only one time of the shoulder; and though the haunches make likewise a time, they make it in the center, or upon the same spot, and *de ferme a ferme*, as the *French* call it.

The raised, or high passades, are those in which the demi-volts are made into corvets.

In all passages the horse should, in making the demi-volt, gather and bring in his body, making his haunches accompany his shoulders, without falling back or not going forward enough each time; and he should go in a strait line, without traversing, or turning his croupe out of the line.

**PASSAGE;** to passage a horse, is to make him go upon a walk or trot upon two pistes or treads, between the two heels, and side-ways, so that his hips make a tract parallel to that made by his shoulders. 'Tis but of late that passaging upon a trot has been used, for formerly the word passage signified walking a horse upon two treads behind the two heels.

A horse is passaged upon two strait lines along a wall or hedge: he is likewise passaged upon his own length upon volts, in going side-ways upon a circle, round a center, the semi-diameter being above his own length, so that he looks into the volt, and half his shoulders go before the croupe.

In all passaging, the horse's outward fore-leg must cross or lap a great deal over the inward fore-leg, at every second time he marks.

In a passage of a walk, and that of a trot, the motion of the horse is the same, only one is swifter than the other.

**PASSAGE UPON A STRAIT LINE,** is a sort of manage practised but little in *France*, but very much in *Italy*, and yet more in *Germany*.

For this manage they chuse a horse that is not fiery, but has a good active motion with him; and leading upon a strait line, upon a walk or trot, teach him to lift two legs together,

together, one before and one behind, in the form of a *St. Andrew's* cross, and in setting these two to the ground, to raise the other two alternately, and keep them a long while in the air, and that in such a manner, that every time he gains a foot of ground forwards.

The beauty of passing consists in holding the legs long in the air.

The motion of the legs in this passage is the same with that of a walk or trot, for they go in the same order, and the only difference is, that in passing upon a strait line the legs are kept longer in the air.

Your proud stately horses, and those which are accustomed to this sort of passage, are proper for a caroussel, or a magnificent shew.

The difference of a proud stately prancing horse, and a passing one, consists only in this, that your stately horses do the former naturally, and do not keep their legs so long in the air as in passing right out.

But for a passage there is so much art required, that a horse is two or three years in breeding to that manage, and of six horses, it is very much if two of them succeed in it.

PASTES FOR BIRDS, this is a general food, and is made as follows :

Grind half a peck of the finest horse-beans well dried, very fine, and bould them thro' a fine boulder, such as is used for wheat-meal; or if your stock of birds do not require so great a quantity, take in the following proportion, *viz.*

Of the said meal, two pounds; of the best sweet almonds blanched, one pound; beat these very well in a mortar, to which put a quarter of a pound of fresh butter that is entirely without any salt: all of which put into a copper sauce-pan, well tinned, mix all well together, and set the pan over a charcoal fire, that the paste may not smell of smoke, and keep continually stirring it all the while it stands upon the fire with a wooden-spoon, that so it may boil gradually, and not burn to; then take four yolks of eggs, and a little saffron, and when the butter is melted, having some virgins honey

ready, drop in some by degrees, continually stirring it, that all the ingredients may incorporate.

This being done, take a cullander, made with such holes as will let through the compound, which should be thin, and not lie in lumps; and the remainder of the paste is to be beat in a mortar again, and if it will not pass through the holes, set it upon the fire again, and let it boil gently, and then try to force it through the cullander, till it comes in such a quantity and quality as is fit for the number of birds you keep. Repeat this as often as you have occasion.

This paste may be mixed with any bird-meat whatever, and is a strengthening cleansing diet, which will continue good for six months if you pour a little melted clarified honey upon it.

PASTES FOR FISHING, are variously compounded, almost according to the angler's own fancy; but there should always be a little cotton wool, shaved lint, or fine flax, to keep the parts of it together, that it may not fall off the hook. White bread and honey will make a proper paste for carp and tench. Fine white bread alone, with a little water, will serve for roach and dace; and mutton suet and soft new cheese for a barbel. Strong cheese with a little butter, and coloured yellow with saffron, will make a good winter paste for a chub.

Other pastes are made as follow; Take bean-flour, or, if that is not to be got, wheat-flour, and the tenderest part of the leg of a young rabbit, whelp, or kitten; as much virgin-wax and sheep-suet: beat them in a mortar till they are perfectly incorporated; then, with a little clarified honey, temper them before the fire into a paste. Some omit the bean and wheat-flour, others the virgin-wax and sheep-suet, only when they use it for carp.

Take sheep's blood, cheese, fine white bread, and clarified honey: make all into a paste.

Take cherries without stones, sheep's blood, fine bread, and saffron to colour it with, and make a paste.

Take fat old cheese, strong rennet, mutton,



ton kidney-fuet, wheat-flour, and annifeed-water; beat them all into a pafte. If it be for chub, add fome roasted bacon.

Take the fatteft old cheefe, the ftrongeft rennet, mutton kidney-fuet, and turmeric reduced into a fine powder; work all into a pafte. Add the turmeric only till the pafte becomes of a very fine yellow colour. This is excellent for chub, as are alfo the two following:

Take fome of the oldeft and ftrongeft *Cheshire* cheefe you can get, the crumb of a fine manchet, or *French* roll, and fome fheep's kidney-fuet; put thefe in a mortar, and beat them into a pafte, adding as much clarified honey as will be fufficient to fweeten it.

Take a few fhrimps or prawns, pull off their fhells and fhins, and beat the clear meat in a mortar, with a little honey, till it becomes a pafte. When you bait with a piece of this, let the point of the hook be but lightly covered.

Take fine flour and butter, with faffron to colour it, and make a pafte for roach and dace.

But among all the variety of paftes, there is none fo often ufed as that fimple and plain one made with white bread and milk, which requires only clean hands.

The following obfervations concerning paftes may be of ufe to a young angler, being all founded on experience:

In *September*, and all the winter months, when you angle for chub, carp, and bream, with pafte, let the bait be as big as a large hazle-nut: but for roach and dace, the bignefs of an ordinary bean is fufficient.

You may add to any pafte, *affa-fœtida*, oil of polypody of the oak, oil of ivy, oil of peter, gum ivy, and many other things, which fometimes wonderfully increafe your fport.

When you angle with pafte, you fhould chufe a ftill place, and ufe a quill-float, a fmall hook, a quick eye, a nimble rod and hand. The fame rules hold in regard to all tender baits.

N. B. The fpawn of any fift, (falmon efpecially) beat to a pafte, or boiled till fo

hard as to hang on the hook; or the fleft of any fift beat to pafte, or cut into fmall bits, is a choice bait for almoft all fift.

Take *coculus indicus*, finely pounded, four ounces, mix it with cummin, old cheefe, and wheat-flour, about two ounces of each: work them into a pafte with white wine, then divide it into pieces about the fize of peafe, which throw into ftanding waters; all that tafte will prefently be ftupified and fwim to the top, fo that you may catch them with your hands.

N. B. Some ufe brandy inftead of wine, and put *nux vomica*, finely grated, into the compofition.

Take goats blood, barley meal, and lees of fweet white wine, mix them with the lungs of a goat, boiled and pounded fine; make the whole into pills, which throw into ponds or pits, and you may foon catch the fift, who will prove intoxicated.

PASTERN OF A HORSE, the diftance between the joint of that name and the coronet of the hoof.

This part fhould be fhort, efpecially in the middle-fized horfes, becaufe long pafterns are weak, and cannot fo well endure travel: fome have pafterns fo long and flexible, that the horfe in walking almoft touches the ground with them, which is a great imperfection, and a fign of little or no ftrength, fuch horfes not being fit for any kind of toil and fatigue.

PASTERN-JOINT, the joint next a horfe's foot, which is faid to be crowned, when without being galled or hurt there is a fwelling round it beneath the fkin, in form of a circle, and about half the breadth of one's finger.

It proceeds from a humour gathered by much travel, and fhews that the horfe's legs have been too much ufed.

When the paftern-joint fwells after travelling, chafe it every morning and evening with a mixture of two parts of brandy and one of oil of nuts.

If the fwelling be large, apply the red honey charge, with a convenient bath; and if it be hard, lay on a poultice of rue boiled in thick wine.

**PAPER-NOSTER-LINE**, [in Angling] is when six or eight very small hooks are tied along a line, one half foot above each other.

**PATTIN-SHOE**, a horse-shoe so called, under which is soldered a sort of half ball of iron, hollow within: it is used for hip-shot horses, and put upon a sound foot, to the end, that the horse not being able to stand upon that foot without pain, may be constrained to support himself upon the lame foot, and so hinder the sinews from shrinking, and the haunch from drying up.

They likewise clap pattin-shoes upon horses that are sprained in the shoulders.

**PAW THE GROUND**, a horse paws the ground, when his leg being either tired or painful, he does not rest it upon the ground, and fears to hurt himself as he walks.

**PEACOCKS**, are birds that serve rather to delight the eye than for profit: the best quality belonging to them is, that they cleanse and clear the yard from venomous creatures, such as snakes, adders, toads, newts, &c. which are their daily food; whence their flesh becomes very unwholesome, and is used at great feasts more as a rarity than upon any other account. If you roast one of them ever so dry, set it by, and look on it the next day, it will seem bloodraw, as if it were not roasted at all.

The hens generally lay their eggs abroad in hedges and bushes, where the cock cannot find them, who otherwise will break them; therefore as soon as she begins to lay, separate her from the cock and house her till she has brought forth her young, and the coronet of feathers begin to rise in their foreheads, then turn them abroad, and the cock will cherish them, but not before. The hen's sitting-time is just thirty days, and then any sort of grain, with water, is good for her: before the chickens go abroad, feed them with fresh green cheese, and barley-meal, with water, and afterwards the dam will provide for them. The best time to set a pea-hen, is at the new moon, and if you set hen-eggs with hers she will nourish both equally: the chickens are so

very tender, that the least cold will kill them, therefore they should not go abroad but when the sun shines. As for the feeding of peacocks, the labour may be saved for if they go in a place where there is corn stirring, they'll take care to have part: and as their flesh is seldom or never eaten, there needs no care to be taken for the fattening them.

**PEARCH**, } is a fish that is hook-back-  
**PERCH**, } ed, something like a hog, and armed with stiff gill-fleshes, and his sides with dry thick scales. He is a very bold biter, which appears by his daring to adventure upon one of his own kind with more courage than even the pike.

Some say there are two sorts of perch, the one salt-water and the other fresh; the first has but one fin on his back, the latter two, which is more than most fishes have.

He spawns but once a year, in *February* or *March*, and seldom grows to above two feet in length: his best time of biting is when the spring is far spent, at which time you may take at one standing all that are in one hole, be they ever so many.

His baits are a minnow, or a little frog: but a brandling is best, if well scoured: when he bites give him time enough.

He biteth well all day long in cool cloudy weather, but chiefly from eight in the morning till ten, and from three till about six in the evening.

He will not bite at all times of the year, especially in winter, for then he is very abstemious, yet if it be warm he will bite then in the middle of the day, for in winter all fish bite best in the heat of the day.

If you rove for a perch with a minnow, it must be alive, sticking your hook through his upper lip, or back fin, and letting him swim about mid-water, or somewhat lower, for which purpose you must have a pretty large cork, with a quill on your line.

You must have a strong silk line, and a good hook armed with wire, so that if a pike should come, you may be provided for him; and by this means several have been taken. Some carry a tin pot, or vessel of about two quarts or three pints, in which they keep their



their minnows or gudgeons alive; the lid of the pot is full of little holes, so that you may give them fresh water without opening it, which should be about every quarter of an hour, lest they die.

If you take a small casting-net with you, you may at a cast or two take baits enough to serve the whole day, without further trouble.

When you fish with a frog, you must fasten the hook through the skin of his leg, towards the upper part thereof.

The perch is none of the leather-mouthed sort of fishes, and therefore when he bites give him time enough to pouch his bait, lest when you think all sure he breaks hold, and so you lose your fish.

The best place to fish for him is in the turning of the water, or eddy, in a good gravel scour, where you will not fail of them, and ruffs.

If you would take a perch, you must take notice, that this fish feeds well and bites freely. Bait the ground where you fish, over night, with lob-worms chopt in pieces; and in the morning when you come to the place, first plumb the depth, then gage your line, and bait your hook with a red knotted worm, or a minnow, which is reckoned the best; put the hook in at the back of the minnow, betwixt the fish and the skin, that the minnow may swim up and down alive, being buoy'd up with a cork or quill, that the minnow may have liberty to swim a foot off the ground.

These directions being carefully followed, the Angler need not fear his desired success.

PEARL; called also pin, and web, or any unnatural spot or thick film over an horse's eye; proceeds from some stroke or blow received, or from the fire or dam.

The pearl is known by a little round thick white spot, like a pearl, (from which it took it's name) growing on the sight of the eye.

As for the cure, it is the same as for BLOOD-SHOTTEN EYES, *which see*.

PEARL [with Hunters], is that part of a deer's horn which is about the bur.

PELT, the skin of the beast.

PELT [in Falconry], a name given to the carcass of any fowl dismember'd.

PENDANT FEATHERS [with Falconers] those feathers that grow behind the thighs of an hawk.

PERAMBULATION OF A FOREST, is the surveying or walking about the forest by Justices, or other officers thereto appointed, in order to set down the limits or bounds of it.

PESATE, PESADE, OR POSADE, is when a horse in lifting or raising his fore-quarters, keeps his hind-legs upon the ground without stirring, so that he marks no time with his haunches till his fore-legs reach the ground.

This motion is the true means to fix his head and his haunches, to make him ply and bend his fore-thighs, and to hinder him from stamping and clattering with his feet.

PHEASANT, a bird about the bigness of a cock, having a crooked bill, and feathers of various colours; it's flesh is delicious, and much coveted. To judge aright of this bird for eating, a cock, if young, has a short spur, if old, a sharp small spur; see that it be not cut or pared; if fat, it has a vein on the side of the breast under the wing; if new, a fat firm vent; if you touch it hard with your finger, it will peel; then if young, it has a smooth leg, and a fine smooth grain on the flesh; if old, it has a rugged wrinkled grain on the flesh, and full of hairs, like an old yard-hen; so if she be full of eggs, she will have a fast and open vent; if not full, a close vent.

PHEASANT-TAKING; a rural diversion, performed with nets in their crowing-time, which is about the end of *February*, and in *March*, before they begin to breed: it is done either generally or particularly; the first is, when the whole eye, *viz.* the old cock and hen, with all their young ones, or powts, as they flock or run together in thick woods or coppices, are taken; or particularly, when none but the old, and such of the young as are of age fit for coupling, are taken; so that you cannot have any assurance with your nets to strike

strike at more than one or two at a time; for the pheasant is of a melancholy fullen disposition, and when once they have coupled, do not accompany in flocks as other birds.

In order to the taking pheasants with the greater ease, you must be acquainted with their haunts and usual breeding-places, which are in young thick and well grown coppices, free from the annoyance of cattle or path-ways; for they being of a very timorous nature, they esteem the strength of their covert their only safety, and do not abide, or breed in open or plain fields, nor under the covert of corn-fields, low shrub-by bushes, or in large and tall trees.

Having found their haunts, next you are to find their eye, or brood; and here you are to observe, that pheasants come out of the woods and coverts thrice a day, to feed in fresh pastures, green wheat, or other grain, and that is about sun-rising, about noon, and a little before sun-set. Now the course to be followed, is to go to that side of the wood where you suppose they make their sallies, and watch the places where they come out; or by searching their haunts; for you may see the young pouts in that season, flock and run together after the hen like chickens. Again, if you go to their haunts early in the morning or late in the evening, you will hear the old cock and hen call their young ones, and the young ones answer them, and accordingly direct your path as near as you can to the place where they are, then lie down as close as possible, that you may not be discerned; but withal, observe how they lodge together, the better to know how to pitch your nets with the greater advantage, both of wind, weather, and place; and take care that all be done as silently as possible, otherwise they will betake themselves to their legs, and not to their wings, unless forced to it by a close pursuit.

But the certainest way to find them out, is to have an artificial pheasant-call, wherein a person should be very expert in the imitation of their notes, and the time when, and to what purpose they use them, which calls are much the same as hens use in clucking their chickens.

The chief time for using the call, is in the morning early, or about sun-set, at which time they seek their food, and then the note must be to call them to feed; but though these are the best times, yet the call may be used at other times, only altering the notes for calling them together, or the like.

Having the perfect use of the call, the knowledge of their haunts, and the times to take them, chuse some private place not to be discovered, and then call at first very softly, lest any should be lodged very near you, and be affrighted at your loud note; but if nothing reply, then raise your note higher and higher till it be extended to the utmost compass, and if any be within hearing they will answer in as loud a note as yours, provided it be tunable, or else all will be spoiled.

As soon as the pheasant answers, if it be at a good distance, creep nearer and nearer, still calling, but not so loud, and as you advance nearer, so will the pheasant to you, so that you will come in sight of her, either on the ground or at perch, always imitating her in her true note; then cease calling, and spread your net between the pheasant and yourself in the most convenient place you can find, making one end of the net fast to the ground, and holding the other in your hand by a long line, so that when any thing strain it, you may pull the net close together; which done, call again, and as soon as you perceive the pheasant come under your net, rise up and shew yourself, upon which being affrighted, she will spring, and so become entangled in the net.

In case you have divers pheasants answer the call, and that from several parts of the wood, then keep your first station, and as you hear them to make towards you, so get your nets ready, spreading them conveniently about you, *viz.* one pair of nets on one side and another on the other, lying close without any noise, only of your call, till you have allured them under your nets, and then stand up to affright them as aforesaid, that they may be entangled in your nets.

Another





Pheasant Net

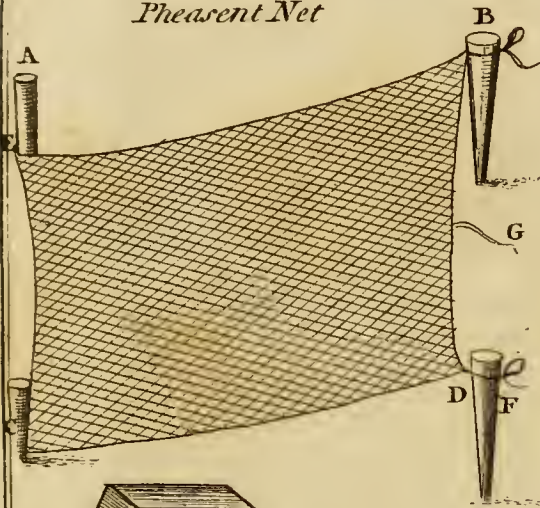
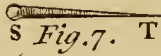


Fig. 9.

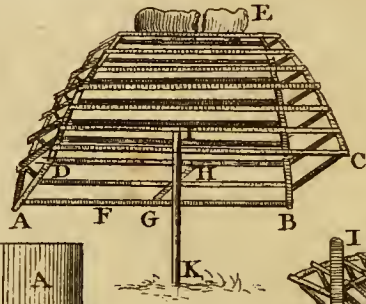


Fig. 7. T



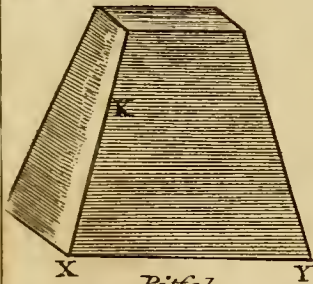
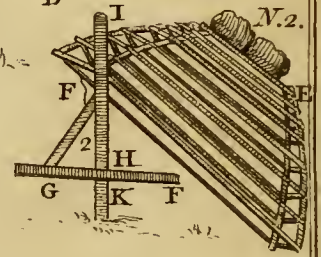
Pitfal

N.1.



Pitfal

N.2.



Pitfal

Fig. 8.

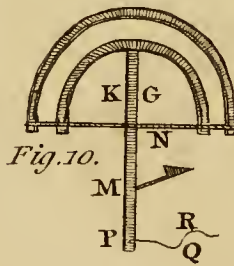
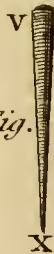


Fig. 10.

Pitfals

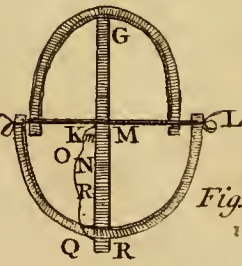


Fig. 11.

Fig. 12.

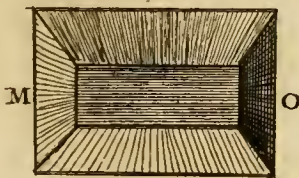
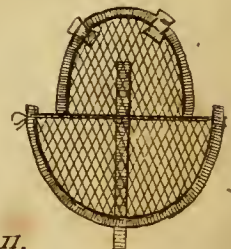


Fig. 6.



Another way to take pheasants, which is reckoned much better than the former, is, to be provided with a stale pheasant, a live cock, which must be securely tied down to your net, who by his crowing will draw others in: you must lie concealed in some bush or secret place, and when you see any pheasant come to your net, then draw your line, and the net will fall on him and take him.

To take pheasants by snares; when you have found their passage out of the wood to their usual places of feeding, there plant a little stake, with a couple of snares of horse-hair, one to lie flat on the ground for their feet, and the other about the height of their head, to take them by the neck; and in case there should be more passes than one, you must do the like to every one of them; then fetch a compass about, and when you are in a direct line with the pheasant and the snare that you have fitted, there make a gentle noise to affright them.

If by their dunging and scraping you perceive that they frequent any place, you may then make use of such hedge-rows as are directed to take fowl with lines and bird-lime, only plant your running-lines from them, of a convenient height, and still place one to lie flat to entangle their legs.

To take pheasants or partridges, and to preserve the game in a man's own ground: when you perceive any eye of pheasants, or covey of partridges, frequent such and such ground, go thither, and in some place thereof, distant from an hedge, bush, or gate, about forty or fifty paces, pitch up four sticks, each a foot long, in a square, and in the middle of the sticks scatter four or five handfuls of oats, barley, or wheat, and as you walk through the grounds from the sticks, scatter a few corns, which may serve as a train to draw on the game to the great heap in the middle of the sticks: now the pheasants and partridges coming to feed according to their custom, will soon find out the train, and consequently the great bait; they will not fail to return thither next morning, in hopes of another repast.

against which time let it be laid ready for them, and pitch by every one of the four sticks, a bush of furz; if they eat the second time, which you may discern by their dung, notwithstanding the furz-bushes, then against their next coming cross some lines of packthread, in form of a net; and if for all this they come and eat, you may be sure to take them when you please with the following device. See *Plate IX.*

Take away the sticks, furz-bushes, and packthread, and there pitch the net described as follows:

The four main supporters of the net, A, B, C, D, must be fixed strongly in the ground, that the net may be lightly spread on the top: the four sides of the net must be ordered in the same manner as shall be now directed by the example of one of them according to the description of the aforesaid figure; lift up the side of the net designed by the letters E, F, over the top of the net that is spread, for the side must lie flat, but stand sloping like a pent-house, supported by small twigs, the bottom fastened in the earth, and the cord or verge of the net resting on them; then place the four furz-bushes at each corner of the net, the more to embolden them; and be sure the running-cord of the net be exact and right; the two ends thereof must be tied to a strong cord, described by the letter G, which cord must reach to the next bush or shelter where you lie concealed, but within view of the net; when all is fixed, spread the bait as formerly, but try once or twice how the net will draw, that upon occasion all may be in good order; the best time to wait their coming is at break of day, when they are all busy in eating the bait; then draw your line with a quick motion, and presently fix it to the bush where you are; and make all possible haste to the net to prevent their escaping.

If you would preserve a breed in your grounds, kill the cocks, and keep the hens till towards *Lent*, in some convenient room, and then put them out into your grounds, and they will soon find cocks for a breed.

There is another way found most effectual for the taking of pheasants in the winter-season, provided there is no snow: get a net in the form of a casting-net, but larger, with the meshes about five inches wide; then take some peas or wheat, and knowing their haunts, which will be in young coppices of about three or four years growth; in such places seek out their path, by their droppings or dung, which paths generally lead from the young coppices to those that are older; and having found out any path, lay about a pint of the corn in the place, observing where you lay it, so that they may come to eat; thus do for several days for about a fortnight, by which time they will be so accustomed to it, that they will come to expect some food, and by this means, all, or most of the pheasants in that part, will be gathered to it.

Having thus trained them, and that you certainly know when you come in the morning that they have been there, which will be found by their eating and the dung, then in such places set your nets, only one in one place, which is done thus; tie the top of your nets to a bough, then spread it at the bottom, and peg it down to the ground on all parts except one, which must be raised up above a foot and a half, like an arched door, with an ashen stick; also fix to the said arch several rods made of hazle, with the taper ends to the earth, within the net, so that the pheasants may come in by parting the sticks, but not get out again.

Having thus set your nets, which must be made of coarse thread, such as rabbit-bays, and of a tanned colour, by putting them into a tan-pit, cover your nets with boughs to prevent them from seeing them; and be sure to set them some distance in the wood. The use of the nets is from the beginning of *May* to the latter end of *October*.

**PHEASANT-HAWKING**, a rural diversion, managed with a goshawk in coverts, of which none but those of a strong and able body, with spirit and courage, are fit; for this flight is different from that in the champagne fields, where the hawk and the game are always in sight; so that you are to

make her to the pheasant and such like sort of fowl, that always frequent the woods, coverts, and the like obscure places, which hinders the sight, which should be your guide in the flight. For the better effecting of this, you must be very circumspect as to the place you first enter in, to the end she may be well guarded, and kept from taking any dislike or offence at the dogs, which if she does at the first entrance, it will be difficult to bring her to endure them again; therefore to divert any such ill quality at first, she must be better manned, followed and governed, than in the field; so that if you would have her make a perfect hawk, and to be bold and venturous in thick woods, with the Falconer, the dogs, and the game, you must make a good choice of the time, place, and dogs.

The time should be early in the year, about *January*, *February*, or *March*, before the approach of the leaf; but the best months for pheasant-hawking, are *November*, *December*, and *January*, after which you must be preparing her for the mew, that she may be early mewed, to fly in the field the next season for partridges.

Having made choice of the place to fly your hawk in, and that you have let her go into her flight, be sure to command your dogs behind you until you have found her, and if she has killed the game, it is sufficient; if not, but that you find her on the ground, out of an eagerness of the sport, (as many will be at the first entrance) if there be any tree that she may well see from it, set her thereon, otherwise keep her on your fist, and beat for it again, then if she flies and kills it, keep the dogs back until you have found her, and suffer her to plume and take her pleasure for a time; then gently call in your dogs and walk about her, encouraging her with your voice, that she may be acquainted with the noise; and when you see it convenient, stoop to it upon your knees, and rending the chaps, give her blood in the throat, which will much please her; pare away also the hard brain-pan from the rest, and give her the head in her foot to eat, the ground hiding the body from her: then



then having your dog (which must be under great command) close by, when she has done, and begins to look about her, then throw the pheasant amongst them, that she may, together with some words of rebuke from you, make them give way with fear unto her; but let them be in her sight, and having sufficiently taken her pleasure, take the pheasants gently from her, leaving the head in her foot, and let her eat it on the ground where the quarry lay, only reserving a little to take her to your fist withal; then put on her hood and reward her, by which means you will much win her love to you. She will, according to these directions, with a good keeper, fair flying, and two or three staunch spaniels, be brought in a short time to good perfection in this sport.

Again, in order to embolden your hawk, to make her take a pheasant from the perch with courage, observing the directions following; before you fly her, provide a dead pheasant, or a live one, which is best; take it with you into the wood, and when you are disposed to call your hawk for her supper, and as she is drawing and attending after you for the same, having a convenient pole ready for your purpose, call your spaniels about you to make them bay, and suddenly breaking the neck of the pheasant, lift it up upon a bough, that the hawk may have sight of it, and with your voice call and encourage her to come in and seize it, and if she pulls it down, be sure that you rebuke the dogs in such manner, and keep them so at command, that they give her way at her descending, and that she may plume and take her pleasure thereon, which will so embolden her in a small time, that when she sees a pheasant take perch she will immediately seize it and pull it down; nor will she be afraid of the dogs, for when they are once managed and brought into good subjection, they will know their duty, and be fearful of transgressing, so that if you are absent you may venture them but remember by all means to have no strange dogs, for one may spoil your sport by drawing the rest into errors, and causing them to hunt

after any thing; nor is it convenient to hunt with many spaniels, for two or three couple is enough to range and beat about a large wood, and to perch a pheasant.

PHEASANT-POWTS, young pheasants; for the driving and taking of which with in-nets, when you have found out an eye of them, place your nets cross the little paths and ways they have made, which are much like sheep-tracts; and if possible, you should find out one of their principal haunts, which may be easily known by the bareness of the ground, their mutings, and the feathers which lie scattered about; and always take the wind with you, for it is their custom to run down the wind; place the nets hollow, loose, and circular-wise, the nether part must be fastened to the ground, and the upper side lie hollow, so that when any thing rushes in, it may fall and entangle it.

Having so fixed the net, go to the haunts, and if you find the eye scattered, with your call draw them together, and when you find they begin to cluck and pipe to one another, then forbear calling, and take an instrument by some called a driver, See *Plate V. fig. 6.* which is made of strong white wands, or osiers, such as basket-makers use, which must be set in a handle; in two or three places it must be twisted or bound about with small osiers, according to the figure. With this driver, so soon as you see the pheasants gathered together, make a great noise on the boughs and bushes about you, which will so frighten them, that they will all get close together, and run away a little distance, and stand to hearken; then make the same noise a second time, which will make them run again, and continue the same till you have driven them into your nets for they may be drove like sheep; but if it happens that they take a contrary way, then make a croaking noise, as it were in their faces, which will presently turn them the right way, as you would have them; but in using the driver, first observe secrecy, in keeping your self out of their sight, for if they spy you, they will run and hide themselves in holes under shrubs, and will not

fir till night. Secondly, take time and leisure, for rashness and over-much haste spoils the sport. See PHEASANTS.

PIAFFEUR, is a proud stately horse, who being full of mettle or fire, restless and forward, with a great deal of motion, and an excessive eagerness to go forwards makes this motion; the more that you endeavour to keep him in, he bends his leg up to his belly: he snorts, traverses, if he can, and by his fiery action shews his restiveness, whence some, tho' very improperly, say he dances.

Such horses as these, or such as are bred to passage upon a strait line, are much admired in carousels and magnificent festivals.

PICKER, HORSE-PICKER, is an iron instrument five or six inches long, bent or crooked on one side, and flat and pointed on the other, used by grooms to cleanse the inside of the manage horses feet, and pick out the earth and sand that has got into them.

PIGEON, a domestic bird, very well known, and fed in order to be eaten: I shall chiefly mention those that are bred in pigeon or dove-houses; some there are, for want of the conveniency of such houses, that are bred in coops and dove-cotes; in general we reckon but two sorts of pigeons, the wild and the tame; the tame rough-footed ones differ not much from the wild, only they are somewhat bigger, and more familiar: the wild usually perch upon trees, being seldom seen on the ground, and are very good food.

By wild pigeons, are meant those that breed in woods, sea-rocks, &c. and by the tame, such as are bred in dove-houses.

There are indeed many sorts of pigeons, such as carriers, croppers, powters, horse-men, runts, jacobins, turbits, helmets, nuns, tumblers, barbs, petits, owls, spots, trumpeters, shakers, turners, finikins, &c. from which proceed, when they are contrary matched together, bastard-bred pigeons, such as are called, from the cropper or powder and the carrier, powting-horsemen; from the tumbler and the horseman,

dragons: of the generality of these I shall say but little, they being only kept for fancy, and not for the profit of the table, tho' the same method is to be used in breeding them.

There are different sorts of runts, one called *Spanish* runts, generally of a blood-red, or mottled colour: they are very loose feathered, and large bodied, but breed not so often as the smaller sorts.

Horsemen are excellent breeders, and are not easily took; the common *English* runt is a good sized pigeon, and breeds well.

The pigeon called the leghorn, is a sort of runt, only distinguished by a little wattle over his nostril: he is a full bodied pigeon, whose feathers lie close to his body, and is an excellent breeder, and generally of a grizzled colour, ermined round the neck.

To those who keep pigeons for the sake of good breeding, I would recommend bastard-bred pigeons, such as powting-horsemen, powting dragons, from a powder or cropper, and a leghorn; the reason is, such pigeons will breed nine or ten pair of young ones in a year, for the little puff of wind thrown in from the powder, gives them a heat and mirth; they will continually be playing or courting, and when they have young ones, will feed them well, with a cropper, by reason of the bigness of his crop, seldom doth.

Carriers breed but slowly, three or four pair a year for them is much, by reason of their cold nature: they are constant lovers, and very rarely tread any but their own mate, and therefore hard to match when separate; they will often take three months time.

On the contrary, a powder will tread any hen that will let him, at any time; and take him from his own mate, and he will match to another in a day or two; for that bastard-bred pigeons are most serviceable for those who breed them to supply the table.

Great care must be taken to make convenient places to breed in; each pair of pigeons must be sure to have two nests, with baskets



baskets in them is best, for before one pair can go out of the nest, or feed themselves, the old ones will lay, and be setting : nay I have often seen a second pair hatched before the first could feed themselves, and the old ones feed both pair. Be sure when you take the young ones, clean the nest, or put in a clean basket, for cleanliness is a great help.

Never let them want meat, for if you do they cannot be provided with soft meat in their crop when the young hatch, which if wanting, the young ones certainly die ; or if you feed the old ones by hand, they will go feed their young immediately with what they get, which they not being able to digest, kills them ; so that the best way is to let them have meat always by them in a box, with a hopper in it made for that purpose.

Breed young ones for stock in the spring, those bred in the winter being generally crampy, and never prove good breeders.

The reason why I recomended baskets to breed in, is, tame pigeons seldom build their nests, the want of which a basket supplies. Be sure take care no vermin come among them.

Of those bred in pigeon-houses, the grey pigeon, inclining to ash-colour and black, is best ; and she generally shews her fruitfulness by the redness of her eyes and feet, and by the ring of gold colour which is about her neck.

There are two seasons in the year wherein you may stock your pigeon-house, the first is *May* ; for as these first pigeons having much strengthened themselves during the winter, they are in a condition soon to yield profit to the buyer. Secondly, in *August* there are a great number of young pigeons that have been well fed with the corn which their dams, both cocks and hens, have plentifully supplied them with, from the harvest in that season.

You must take care to furnish your pigeon-house according to the bigness of it ; if you put but a few in it, it will be a great while before you will have the pleasure of eating young pigeons, for you must take none out of the pigeon-house before it is well stocked.

Be sure to feed them in hard weather, and in benting-time, which is when the corn is in the ear, and keep out the vermin, and you will never want stock.

It is good to give them loom, mixed with salt and cummin seed, mixed well, made up in lumps and dried ; it provokes lust, and helps them in breeding.

Be sure never to let them want fresh water. The best food is tares ; the mornings and evenings are proper times to give them their meat, and never at noon, for fear of breaking their rest, which they usually take at that hour, which roost is very necessary to make them thrive with the food which they eat.

To hinder pigeons from quitting the pigeon-house, take the head and feet of a gelt goat, and boil them together till the flesh separates from the bone : take this flesh and boil it again in the same liquor, till the whole is consumed ; bruise into this decoction, which is very thick, some potter's earth, out of which you are to take all the stones, vetch, dung, hemp, food and corn ; the whole must be kneaded together and reduced to a paste, or dough, which form into small loaves about the thickness of two fists, and dry them in the sun or oven, and take care it do not burn ; when they are baked, lay them in several parts of the pigeon-house, and as soon as they are set there the pigeons will amuse themselves with pecking them, and finding some taste therein which pleases them, they will keep so close to it that they will not afterwards leave it but with regret. Others take a handful of salt, which they candy, and afterwards put into the pigeon-house. Some take a goat's head and boil it in water, with salt, cummin, hemp, and urine, and then expose it in the pigeon-house, with which they amuse the pigeons. Lastly, there are those who fry millet in honey, adding a little water to prevent it's burning too ; this preparation is a repast to them, and will cause them to have such an affection for their ordinary habitation, that they will be so far from abandoning it themselves that they will draw strange pigeons to it.

Pigeons will live eight years, but they only

ly prolific for the first four years, afterwards they are worth nothing, for when they are once past that age, all they do is to deprive you of the profit you might reap by others that are younger. It is something difficult to know how to distinguish their age.

If you would furnish your table with young ones in the winter, and feed daintily, you must not tarry for them till they can fly, but take them when they are grown pretty strong; pluck the largest quills out of their wings, which will confine them to their nests; others tie their feet, or else break the bones of their legs, by which means they will be fat in a very short time, because the substance of the nourishment they receive being then not so much dispersed, turns into fat.

**PIGEON-HOUSE**, a piece of œconomy of which a great deal may be said, there being an infinite number of things to be observed, in order to get a pigeon-house that may be advantageous and profitable to you. To begin therefore: the first thing is to pitch upon a convenient place, of which none is more proper than in the middle of a court-yard, which is supposed to be spacious enough, or without the house, by reason pigeons are naturally of a fearful disposition, and the least noise they hear frightens them; hence it is, that they always make pigeon-houses with much care and a great deal of reason, at such a distance that the rustling noise of the trees shaken by the wind, and the over-murmurings of the water may not affright them.

As to the bigness of the pigeon-house, that depends upon the fancy of those who build them: but it is better they should be spacious than too little; and for it's form, the round is to be preferred before the square ones, because rats cannot so easily come at the one as at the other; and the round house is also more commodious, because you may by the means of a ladder turning upon an axis, easily visit all that is within the pigeon-house, and come near the nests without being propped, and take the pigeons in them; so that you may effect that by the conveniency of this ladder in a round one which cannot be done in a square pigeon-house.

To hinder rats from getting upon the outside into a pigeon-house, they fasten tin plates to a certain height, and in such places where they foresee the rats might pass, at the outward angles of a square pigeon-house; these plates ought to be a foot high, and raised above half a foot on the sides, so that when the rats come to them and cannot catch hold of them, they fall upon the iron spikes which are usually fixed at the bottom, or the place where you foresee they may fall.

Care should also be had that the pigeon-house should be placed at some small distance from water, that the pigeons may carry it to their young ones: and the same being a little warmed in their bills, it will be more wholesome for them than when it is cold.

The boards which cover the pigeon-house should be well joined together, in such manner that neither rats nor wind can pass thro'; the covering also should be such that no rain may penetrate through it; especially, it ought to be raised on good solid foundations, the floor good, the building solid, and well cemented, because pigeons dung has an ill property of ruining foundations; they must be hard plaistered, and white-washed within and without, that being the colour most pleasing to the pigeons. It must be a constant caution, that there be no window or opening of the pigeon-house to the eastward, but they must have always, as much as may, be placed to the south, for pigeons love directly to feel the sun, and especially in winter; but if by reason of the situation of the place, you can do no otherwise than make the window of the pigeon-house to face to the north, you must always keep it shut close in cold weather, and open it in summer, that the cooling air may have passage into the place, which is refreshing and delightful to pigeons in that season of the year.

The pigeon-house should have two cinctures built without, either of free-stone or parget, one of which is to reach to the middle of the pigeon-house, and the other under the window, through which the pigeons go in and out; these two inclosures are made



on purpose that the birds may rest upon them when they return out of the fields: you should have a portcullis at the window before-mentioned, for the egrefs and regrefs of the pigeons, which portcullis must be something larger than the window or aperture, which should be lined with tin, well fastened to the wall, to keep the rats from coming up: this portcullis may be raised up or pulled down every morning and evening, by the means of a board fastened to a pully, which is to be fixed about the said window; and this cord may hang down so low, that it may be reached without any trouble.

To manage this affair well, the door should be always placed in sight of the dwelling-house, whether the pigeon-house be built within or without the court-yard, though you are obliged to make the door to open on the north side, from whence the wind that blows is very incommodious to the pigeons, because the master of the family may keep in awe those that go in and come out of the pigeon house; and to prevent the inconveniency that may arise from the north wind, make a double door to it, and by that means defend your pigeon-house from the severity of the cold air.

As to the nests, or coves of the pigeon-house, some build them in the wall with flat bricks, in such a manner, that they are long and square, and darkish at the bottom, which is a thing these birds covet: those nests would have continued to be among the first rank, if amongst others, the invention of earthen pots had not been found out; besides those built in the wall have very often some chink or other through which rats may get into them, whereas the pot being all of a piece, entirely keeps them out, unless it be at the mouth. Others make use of round tiles, placed one upon another, representing the shape of a pipe to receive water in, and they range them half a foot distant from each other upon bricks, fitted above as well as below to the roundness of these tiles, which also serve to separate the nests: but this is not so good as either of the others. Be sure their nests or holes be

made dish-fashioned at the bottom, (as they do not always build nests) then the eggs will keep in the middle, and the pigeon must sit true upon them, which if otherwise they will roll aside, and for want of proper heat, even though the pigeon sits well in her nest, will chill and certainly spoil. But in what manner soever these nests are made, you must be very exact, that they should be rather too big than too little, to the end that the cock and the hen may have room to stand in them.

The first range of these nests, be they made as they please, must always be four feet distant from the ground, so that the wall underneath being very smooth, the rats may not be able to get up. You must observe in the first place, that if you build these nests or coves with earthen pots, to place them chequer-wise, and not square one over another: in the next place, you must not raise their nests any higher than within three feet of the top of the pigeon-house; and thirdly, you must cover the last range of those nests with a board a foot and a half broad, and set slanting, for fear the rats, which may happen to come down from the top, may get in to them. All these nests should be built level with the wall, which should be smooth and well whitened. You may, and it will be very much to the purpose, place before every nest door or mouth, a small flat stone, which comes out of the wall three or four fingers broad, for the pigeons to rest upon when they go in or come out of their nests, or when bad weather obliges them to keep to the pigeon-house.

TAME PIGEONS; of these there are several species.

Runts, the largest kind of pigeons, called by the *Italians*, *tronfo*; but these may again be distinguished into greater or smaller: those which are commonly called the *Spanish* runts are much esteemed, being the largest sort of pigeon, but are sluggish, and more slow of flight than the smaller sorts of runts; but the smaller runts are better breeders, and quicker of flight, for which they are esteemed. As for the colours of their feathers,

feathers, they are uncertain, so that a judgment cannot be made of the sort by them.

The next which makes the largest figure, but is not in reality the largest bird, is the cropper, so called, because they usually do, by attracting the air, blow up their crops to an extraordinary bigness, even so as to be sometimes as large as their bodies. This sort is the more valued according as it can swell up its crop to the larger size.

The bodies of this sort are about the bigness of the smaller runt, but are somewhat more slender; this sort also is of various colours in the feathers.

The shakers; these are of two sorts, *viz.* the broad tailed shaker, and the narrow tailed shaker: these are so called, because they are almost constantly wagging their heads and necks up and down; the broad are distinguished from the narrow, in that the broad tailed sort abounds with tail-feathers, about twenty-six in number; but the narrow tailed shakers have not so many.

These, when they walk, carry their tail-feathers and crest spread abroad like a turkey-cock; they have likewise a diversity of feathers.

The jacobines, or cappers; which are so called on account of certain feathers which turn up about the back part of the head: some of this sort are rough footed; they are short billed, the iris of their eye of a pearl colour, and the head is commonly white.

The turbit, which some suppose to be a corruption of the word *cortbeck*, or *curtbeke*, as they are called by the *Dutch*, which seems to be derived of the *French*, *court-bec*, and signifies a short bill, for which this pigeon is remarkable; for the head is flat, and the feathers on the breast spread both ways. These are much of the same size with the jacobines.

The carriers, are pigeons so called from the use which is sometimes made of them in carrying of letters to and fro; certain it is that they are very nimble messengers, for some authors affirm that it has been found by experience, that one of these pigeons will fly three miles in a minute, or from

*St. Albans* to *London* in seven minutes; this has been tried by experiments.

We have an account of their passing and repassing with advices between *Hirtius* and *Brutus*, at the siege of *Modena*, who had, by laying meat for them in some high places, used their pigeons to fly from place to place for their meat, they having before kept them hungry, and in a dark place.

These pigeons are about the size of common pigeons, and of a dark blue, or blackish colour, which is one way of distinguishing them from other sorts: they are also remarkable for having their eyes compassed about with a broad circle of naked spongy skin, and for having the upper chap of their beak covered more than half from the head, with a double crust of the like naked fungous body. The bill or beak is moderately long, and black.

These birds have this quality, that though they are carried many miles from the place where they are bred or brought up, or have themselves hatched or bred up any young ones, they will immediately return home as soon as they are let to fly.

When persons would use them for carriers, they must order them after the following manner:

Two friends must agree to keep them, the one at *London*, and the other at *Windsor*, or at any other place; he that lives at *Windsor* must take two or three cocks or hens which were bred at his friend's at *London*, and the other two or three that were bred at *Windsor*: when the person at *London* has occasion to send any advice to his friend at *Windsor*, he must roll up a little piece of paper, and tie it gently with a small string passed through it, about the pigeon's neck.

But here you must remember, that the pigeons you design to send with a letter, must be kept pretty much in the dark, and without meat for eight or ten hours before they are turned out, and then they will rise and turn round till they have found their way, and continue their flight till they have got home,

With two or three of these pigeons on each side, a correspondence might be carried



on in a very expeditious manner, especially in matters of curiosity, &c.

The *Barbary* pigeon, or barb, is another sort, whose bill is like that of the turbit, short and thick, having a broad and naked circle of a spongy white substance round about the eye, like that of the carrier pigeon; the iris of the eye is white, if the feathers of the pinion are inclinable to a darker colour, but is red if the feathers are white, as is observed in other birds.

Smiters, are supposed to be the same that the *Dutch* call *draggers*; this sort shake their wings as they fly, and rise commonly in a circular manner in their flight, the males, for the most part, rising higher than the females, and frequently falling and flapping with their wings, which makes a noise that may be heard a great way off, which often is the cause of their breaking or shattering their quill-feathers.

These very much resemble the Tumbler pigeon, the difference chiefly is, that the tumbler is something smaller, and in it's flight will tumble itself backward over it's head; the diversity of colours in the feathers makes no difference.

The Helmet pigeon, is distinguished from the others, because it has the head, the quill-feathers and the tail-feathers, always of one colour, sometimes black, sometimes white, or red, or blue, or yellow, but the other feathers of the body are of a different colour.

The Light Horseman; this is supposed to be a cross strain, between a cock Cropper and a hen of the Carrier breed, because they seem to partake of both, as appears from the excrescence of flesh upon their bills, and the swellings of their crops; these are not inclined to leave the place of their birth, or the house that they have been used to.

The Bastard-bill pigeon, is something bigger than the *Barbary* pigeon; they have short bills, and are generally said to have red eyes, though probably those coloured eyes belong only to those that have white feathers.

There is a pigeon called the Turner, which is said to have a tuft of feathers hanging

backwards on the head, which parts like a horse's mane.

There is also a pigeon of a smaller sort, called the Finikin, but in other respects like the former.

There is another pigeon called the Spot, supposed, (and with judgment) to take it's name from a spot on the forehead, just above the bill, and the feather of it's tail always of the same colour with the spots, and all the other feathers are white,

The Mahomet, or Mawmet pigeon, supposed to be brought from *Turkey*, which is singular for it's large black eyes, but the other parts are like those of the *Barbary* pigeon.

To distinguish which are the males and females among pigeons, it is chiefly known by the voice and cooing, the females having a small weak voice, and the male a loud and deep voice,

The food which is generally given to pigeons is tares, but if spurry seeds were mixed with them, or buck-wheat, those grains would forward their breeding; however, with only tares they may be expected to breed eight or nine times a year; but perhaps they seldom hatch above one at a time, though if they be in full vigour they will breed a pair at one sitting.

In the feeding of pigeons, it is adviseable not to let them have more meat at one time than they can eat, because they are apt to toss it about and lose a great deal of it; so that the contrivance of filling a stone bottle with their meat, and placing the mouth downwards, so that it may come within an inch of a plain or table, will give a supply as they feed.

And something of the same method should be used about their water, by the bottle to be reversed with the mouth into a narrow shallow cistern; but they must by no means be without water, they being of themselves a dry bird, and subject to contract dirt and fleas.

To take PIGEONS, ROOKS and CROWS upon new ploughed or sown ground.

Take a good number of small twigs, or  
P p strong

strong wheaten straw of a good length, bird-lime them well, lay them on the ground where pigeons, &c. frequent, and they will soon be entangled with them; and in order to allure to your twigs or straws, you may tie two or three pigeons to the ground among the twigs.

*Another Way.*

Cut some sheets of thick brown paper, each into about eight parts, making them up in the shape of a sugar-loaf, and lime the inside of them three or four days before you intend to use them; put into each paper near the bottom three or four grains of corn, and lay these papers up and down the ground, as much as you can under clods of earth, early in the morning before the pigeons, &c. come to feed. The more papers you lay the greater you may expect your sport. When the pigeons come to feed they will see the corn, and by thrusting in their heads to reach it will get hood-winked by the paper sticking to their heads, which will occasion them to take wing, and fly bolt upright till they have spent themselves, when they will come tumbling down and may be easily taken.

PIKE, a very long lived fish, according to Lord Bacon and Gesner, who say he outlives all other fish, which is a pity, as he is an absolute tyrant of the fresh water. The largest are the coarser food, and the smallest are always accounted best: this fish never swims in shoals, but rests by himself alone, being naturally very bold and daring, and will seize almost upon any thing, even devour his own kind: he breeds but once a year, and spawns in *February* or *March*. The best sort is found in rivers, the worst in meres and ponds. His common food is either pickerel-weed or frogs, or what fish he can get.

PIKE-FISHING; there is two ways to take the pike, by the ledger and the walking-bait. The ledger-bait is fixed in one certain place, and may continue while the Angler is absent; this must be a live bait, of fish or frog; of fish, the best is a dace,

roach, or perch; of frogs, the yellowest are best. In using the ledger-bait, if it be a fish, stick your hooks through his upper lip, and then fastening it to a strong line, at least twelve or fourteen yards long, tie the other end of the line, either to some stake in the ground, or to the bough of a tree near the pike's usual haunt; which done, wind your line on a forked stick, big enough to keep the bait from drawing it under water, all except half a yard, or a little more; and your stick must have a small cleft at the end, into which fasten your line, but so, that when the pike comes, he may easily draw it forth, and have line enough to go to his hold and pouch the bait.

But if the bait be a frog, put the arming-wire in at his mouth, and out at his gills, then with a fine needle and silk sow the upper part of his leg, with one stitch only, to your arming-wire, or tie his leg gently above the upper joint to the wire.

There is a way of trolling for pike, with a winch to wind it up; this fish being very strong, your rod must not be too slender at top, where should be placed a ring for your line to run through, which line is to be of silk two yards and a quarter next the hook, it must be double, and strongly armed with wire about seven inches: fasten some smooth lead upon the shank of the hook, and having placed it in the mouth of your fish-bait, with your lead sink it with his head downwards, so move your bait up and down, and if you feed the fish at the hook, give him length enough to run away with the bait and pouch it, then strike him with a smart jerk. Observe in trolling to put your arming-wire in at the mouth of the gudgeon, (the best bait) and thrusting it along by the back, bring it out again by the tail, and there fasten it with a thread, having your reel in your hand; and your line fixed to your hook through a ring at the top of your rod; when move your bait up and down in some likely place in the water, as you walk gently by the river-side. When you feel him bite, be sure to give him line enough, and not to strike him too quick or too fiercely, lest you endanger your tackle and lose your fish:



fish: if you fish at snap, give him leave to run a little, and then strike the contrary way to which he runs: but for this method of angling a spring hook is best, and your tackle must be much more strong than for the troll.

If you fish with a dead bait for a pike, take minnows, yellow frogs, dace, or roach, and having dissolved gum of jey in oil of spike, anoint your bait therewith, casting it where pikes frequent; after it has lain a little while at the bottom, draw it to the top, and so up the stream, and you will quickly perceive a pike very eagerly following it. They bite best about three in the afternoon, in clear water, with a gentle gale, in the middle of summer to the latter end of autumn, and in winter, all day long; and in the latter end and beginning of the spring, he bites most eagerly early in the morning, and late in the evening. See HUXING, &c.

PILLAR; most great manages have pillars fixed in the middle of the manage-ground, to point out the center; but all manages in general have, upon the side or circumference, other pillars placed two and two, at certain distances, from whence they are called the two pillars, to distinguish them from that of the center.

When we speak of the former, we call it working round the pillar, and when we refer to the other two, we call it, working between the two pillars.

The pillar of the center serves to regulate and adjust the extent of ground, to the end that the manage upon volts may be performed with method and justness, and that they may work in a square by rule and measure, upon four lines of the volt, which ought to be imagined at an equal distance from the center.

It serves likewise to break unruly high mettled horses, without endangering the rider, the horse being tied to a long rope, one end of which is made fast to a pillar, and managed by a man placed by the pillar, which keeps the horse in subjection, and hinders him from flying out.

To break such an unruly fiery horse, and

make him go forwards, put the cavesson upon him, and make fast the rope to the middle ring and to the pillar, trot him round the pillar without any person on his back, and fright him with the shambrier or rod, that he may know it, and fly from the least appearance of a blow.

This done, you may mount him round the pillar, and put him on, so as that he shall not be able either to rear up or to stop, in order to do mischief, for the dread of the shambrier will prevent all disorders, and hinder him from stopping.

The Duke of *Newcastle* says, this is the only case in which the use of the pillar should be suffered, for in general, he is so far from approving of the pillar, that he affirms, it only spoils horses, because round it they only work by rota, and having their eyes always fixed upon the same objects, know not how to manage elsewhere, but instead of obeying the hand and the heels, know nothing but the rope and the shambrier.

In such manages as have not this pillar, you must imagine a place where it should be, that is, you must consider the middle of the ground as the center, in order to regulate and facilitate manages upon rounds. See ROPE and ROPES.

The two pillars are placed at the distance of two or three paces the one from the other.

We put a horse between these with a cavesson of leather, or cord, mounted with two big ropes, that answer from the one pillar to the other.

You must ply your horse with the cavesson ropes, and make him rise between the two pillars: when once he has got a habit of curvetting with ease, he will give you a good seat on horseback, and by the liberty of his posture make you keep the counterpoise of your body, and teach you to stretch out your hams.

PINCHING [in Horsemanship], is when a horse standing still, the rider keeps him fast with the bridle-hand, and applies the spurs just to the hair of his sides.

PIP, a distemper incident to hawks; it

proceeds from cold and moistness in the head, or by feeding on gross meats in the summer-time, that have not been washed well in cold water.

For the cure: give the hawk with her casting at night, a scouring pill of agaric, or hiera picra, for two or three days together, and wash her tongue with rose-water, and anoint it for three or four days with oil of sweet almonds; and when the pip is thoroughly ripe, *i. e.* when it is white and soft, take it off with a sharp awl or bodkin, and afterwards anoint the wound with oil of sweet almonds.

If the hawk has the pip in her foot, then cast her, and cut out the core or corn in the ball of it, and apply a plaister of galbanum, white pitch, and *Venice* turpentine, spread on soft leather, and tied on so fast that it may not come off, but yet not so streight as to hurt her, then let her stand on a perch soft lined, keep her warm, and dress her three or four times a week till she is well.

PISSING OF BLOOD [in Horses], may proceed from divers causes, sometimes by being ridden over-hard, or laboured beyond his strength, and by carrying too heavy burdens on his body; at other times it may be by some vein broken in his body, on which blood will frequently issue out of his body; or it may proceed from some stone fretting upon his kidneys, and from several other causes.

For the cure: take knot-grass, shepherd's purse, bloodwort of the hedge, polypody of the wall, comfrey, and garden bloodwort, of each an handful, shred them small, and boil them in a quart of beer, to which add a little salt-leaven and foot, and give the horse.

PISTE, is the tread, or tract, that a horse makes upon the ground he goes over.

PIT-FALL, a cheap device, with which you may take a whole covey of partridges, as well as single ones, or indeed any other birds: there are pit-falls above, and under ground: the machine represented by the cut, is a sort of cage, and made thus: *See Plate IX. No. I.*

This device is composed of four sticks,

or pieces of wood. A, B, A, D, D, C, C, B, each about three feet long, and bored thro' within two inches of the end, with a hole big enough to turn one's little finger in it; they must be placed on each other, in a square upon the ground, and let into each other about half the thickness of the stick, that they may hold together, in such manner as to make four angles; then take two hazle tough rods, about the bigness of one's finger, each four or five feet long, which must be fixed in the fore-mentioned holes, crossing them over each other, that their other ends may be fixed in their opposite angles, as the corner sticks in cages used to be laid; then you must have some light strait sticks, longer than each other by degrees, and about the bigness of one's finger, which you must compile one over another, the longest first, and the shortest last, up to the height of the crossing of the two rods, so that the whole will resemble a kind of bee-hive; but you must remember to leave a hole at the top, to be covered or uncovered with some stone, or the like, to take out the birds when they are in the pit-fall.

You must at least bind the end of your sticks to the two rods with osiers, strong packthread, or small cord, and this is all that belongs to the pit-fall; but for the erecting or piling it up, do thus: take a stick of about three feet long, and about the bigness of one's little finger, which must be smoothed above and below, then tie the end F, No. 2, with a little cord, to the middle of the foundation-stick A, B, the other end of the stick F, G, must have a small notch in it about two inches from the end; then provide another stick I, K, about a foot and a half long, with a small cord fixed at the upper end thereof, where you may place another little stick H, half a foot long, having the end G shaped like the sharp end of a wedge; the lower end of the stick K must be fixed in the ground, which being done, the fore-part of the pit-fall D, C, will come to be lifted up, and then place the end H of the little stick under the cage to support it, and the other end, shaped like a wedge, into the notch of the



the stick F, G, then let the pit-fall rest gently on it, and it will be ready set, with one side lifted up about a foot high, and the stick F, G, will be about three inches from the ground, then strew your bait under the cage.

The same pit-fall will serve to take small birds, hares, rabbits, or vermin.

When you have found out that partridges frequent either vineyards, woods, or some other place, you must, before you spread your net, pitch upon a proper stand for yourself, either near a hedge, a knot of osiers, or some bushes, that so your pit-fall may not be openly seen, and frighten the partridges: When the place is fixed, take five or six handfuls of barley or oats, parched in a frying pan, or else some wheat, strew some grains here and there, and make a pretty long train, so as to lead the partridges to the heap; and when you know by their dung that they are come thither, then lay your pit-fall at the place where they have dunged, covering it with some leaved branches, or broom, or leaved vine branches, if the season allows it, and lay down seven or eight handfuls of corn under it, with a long train; the partridges having been reared there before, will not fail soon to get under the cage to eat, and being greedy will jump upon one another, so that coming to touch the little stick F, G, which keeps the machine extended, it will by that means fall upon them. When the covey is large, some often happen to be without the reach of the pit-fall, but he that is dexterous, at this sport, will know how to catch them another time.

The two figures No. 1 and 2 describe the pit-fall two ways; the first shews how it is extended front-ways, and the other side-ways, and they are marked with the same letters; the letter E shews you, that when the pit-fall is light, and the covey large, that you must put a stone upon the top of the pit-fall, the weight of which prevents a single partridge from letting down the cage or trap, for otherwise you may take but one or two: this artifice is well known to those who follow the sport.

Besides this pit-fall, for the taking of partridges, there are others of the like nature with which they take small birds; the former was above the earth, but these in, and under it, and are excellent for taking black-birds, thrushes, field-fares, and the like birds that feed upon worms. The best time for this sport, is from the beginning of *November*, to the end of *March*; the device is cheap, profitable, and pretty common; nevertheless, in order to omit nothing that may be useful in this work, the following figures will demonstrate it to you. *viz.*

The figure marked A, is a plain paddle-staff, such as country-men use to carry in their hands as they go about their grounds: with this you are to cut up turfs, with which the pit-fall is to be closed, which turf must at least be cut two inches larger than the pit: the said paddle may likewise serve to dig your pits, which should always be made in the sun, near some hedge where birds frequent: they may also be made in great woods, near holly-bushes, for birds in hard weather resort to such places, in expectation of worms, by picking up and removing the dead leaves that lie on the ground: the holes may be about seven inches deep, on the opposite side let it be about four or five inches long, as is designed by the *fig. VI.* and from X, to O, there may be a distance of about six inches; then take a small stick X, being tapered, or cut small by degrees, prick the small end X, into the side of the pit marked M, and let the end V, lie upon the ground; see *fig. 8.* then have another stick marked S, T, about the bigness of a swan's quill, and four inches long, which cut flat and smooth on one side, and cut a notch at the end S, on the other side. See *Plate IX. fig. 7.*

In the next place you must have a forked stick marked as Y, and Z, *fig. 9,* something bigger than the other sticks, and about five or six inches long, the end Z, being cut like the end of a wedge. The next thing is to make use of your turfs, which must be four or five inches thick, the bigger side to be laid over the largest side of the pit.

Take

Take the end S, of your little stick, and lay the flat side on the place M, upon the end of the stick which is pricked into the ground; then place the end Z, of your forked stick into the notch S, and lay on the turf, making the end of the forked stick marked Y, to be just under the place of the turf marked K, then move and place the small stick which holds the fork, in such manner that by the least bird that comes to tread upon the end of the sticks, the turf may fall down, and so catch the birds in the hole.

That you may induce the birds to come to you pit-falls, get some earth-worms and stick four or five of them through the body with some long thorns, or small sticks for that purpose, and so set them in your pits to be seen by the birds that come near it; and take care that the birds cannot come to the pits any other way than that marked O; you may plant a little hedge row of short sticks about the two sides of the pit. If it be hard frosty weather, stir up some fresh earth about the front of the pit, which will much entice the birds to come.

There is another sort of pit-fall which is not so troublesome as the former, and not so many sticks or devices required; you may use it in any hedge, bush, tree, or the like, and in all weathers. It is to be made and used according to the following description:

Take a holly-stick about the bigness of one's middle finger, and about a foot and a half long, also another stick of the same bigness, but about two inches shorter, bend them both like a bow, with a good double packthread, between which place a flat stick about eighteen inches long, as the letters P, M, K, G, *fig* 10, shew; then tie the end of the said stick G, to the middle of the lesser bow, to try if it be right, and with one hand hold the end P, of the flat stick, and with the other hand pull the lesser bow towards you, and if when you let it fly back it returns with a good force, it is a sign it is well done.

Then tie upon your flat stick, about three inches from the end of it, at the letter P, a

small packthread about nine inches long, and as big as a good quill, between the said packthread at P, and the letter K, about the letter M tie the thread double, as N, O, then spread a small net over two bows, and let the whole be like a folding-stool: the way to bend it is thus, lift up the greater of the bows, and bring it over the little stick Q, R, then pass a-thwart the net the double thread N, O, with the bait fastened therein at N, and opening the end O, put it on the end of the stick R, and it is ready set.

For the better comprehending it, there are three figures described, (the letters are all the same) one shews how to make it, the other how to bend it or set it, and the last shews it ready bent. See *Plate IX, fig. 10, 11, and 12.*

When you fix it in any place, strew some leaves behind it, and also upon the bottom of it before, to the end the birds may not unbend it, except in the fore-part: you must bait according to the different seasons and natures of those birds you design to take; in *May* and *June*, for pies and jays, in gardens and orchards, either two or three cherries, or a piece or two of green pear or apple, may do well: in winter, for black-birds, thrushes or the like, two or three worms will do the business; at other times, and for some birds, an ear or two of wheat or barley is very good.

PLANET-STRUCK, OR SHREW-RUNNING, as it is called by some, is a distemper in horses, being a deprivation of feeling or motion, not stirring any of the members, but that they remain in the same form as when the beast was first seized with it.

It proceeds sometimes from choler and phlegm, superabundantly mixed together; sometimes from melancholy blood, being a cold and dry humour which affects the hinder part of the brain; sometimes from extreme heat and cold, or raw digestion, striking into the veins suddenly; or lastly, from extreme hunger, occasioned by long fasting.

If the disease proceeds from heat, it may be known by the hotness of the horse's breath,



breath, and the free fetching of his wind ; but if from cold, by a stuffing and poze in his head.

For the cure. Some prescribe to hang a flint-stone over his head, or some cold iron, as an old scythe, &c. others, to give him fifteen seeds of single piony; others prescribe exercise before and after water, to mix hemp-seed in his provender, and to cause him to sweat, by giving him mistletoe of the oak, mustard-seed, seed of black-poplar, cinquefoil, germander, hyssop, and *St. John's wort*.

PLANTED [with Farriers] a term used of a horse, who is said to be right planted on his limbs, when he stands equally firm on his legs, and not one advanced before the other; his legs should be wider above than below, that is, the distance between his feet should be less than between his fore-thighs, at that part next to the shoulders; the knees ought not to be too close, but the whole leg should descend in a strait line, to the very pastern-joint, and the feet should be turned neither out nor in, the pastern being placed about two fingers breadth more backwards than the coronet.

As for the hind-hand, his jarrets or hams should not be too close, and the instep, which is betwixt the hock and the pastern-joint, should stand perpendicular to the ground.

PLANTED-COAT. See STARING-HAIR.

PLATE-LONGE, is a woven strap, four fathom long, as broad as three fingers, and as thick as one, made use of in the manage for raising a horse's legs, and sometimes for taking him down, in order to facilitate several operations of the farrier.

PLAT-VEIN IN A HORSE, is a vein on the inside of each fore-thigh, a little below the elbow, so called among common farriers; some call it the basilic vein.

The bleeding of this vein may be stopped when cut, by filling the orifice with the wool of a rabbit, or hare, and afterwards sewing up the skin in two parts; upon which a little matter will gather together, but by greasing the wound it will be healed in eight or nine days.

PLOVER, a travelling bird, about the bigness of a pigeon; it has yellow, white, and dark red feathers; his bill is black, short, sharp-pointed and a little crooked at the end. There is also another sort of plover which is something bigger, and from it's ash-colour, called the grey plover, marked with chefnut-coloured spots; his bill is also whiter and longer. It is good food, especially for those that are troubled with the falling-sickness, and a retention of urine. The flesh of it has the virtue to purify the blood.

Plovers usually fly in exceeding great flocks together; that they have been seen to the number of thirty thousand of them in one day. They generally come to us about *September*, and leave us in or about *March*; in cold and frosty weather they go in quest of their food on such lands as lie near and adjoining to the sea; in thaws and open seasons they go higher up in the country, so that their whole labour is to rise and fall. They delight much to feed in ploughed lands, especially if sowed, and having fed, they presently seek out for water to wash their beaks and feet that are full of dirt. When they sleep they don't perch upon any thing, but couch or sit on the ground like ducks or geese, far from trees and hedges when the wind does not blow. They sleep, indeed, only in calm weather, otherwise they pass most of they night in running up and down to seek for worms as they creep out of the ground, and then they always make a little cry, on purpose to keep close together, for at day-break they all unite into one body, and so depart; if in their flight they chance to spy any others on the ground, they usually call them to them, and if they refuse to go, they make a stay, expecting some booty. There are many other fowl that accompany them, as lap-wings, teal, and the like.

They are easiest to be taken when not intermixt with other fowl, especially in *October*, soon after their coming, as being unacquainted with the instruments of their destruction: they are also easily taken in the month of *March*, for then they begin to couple.

couple. It is not advisable to set your nets for them in long frosts, and continued cold seasons, but intermixt with weathers; of all winds, the north-west is the worst to take them; and as you ought not to set your nets in some winds, so you ought exactly to place your nets according to the wind, of which more will be said by and by. All sea-fowl fly against the wind whenever they design to rest on land, and therefore observe to fix your nets accordingly, to play with the wind.

There are many little necessary things to be used in the taking of plovers: you must have two poles or staves, marked 1 and 2, in *Plate X*, about as thick as your arm, and of a different length, one of which must be nine feet three inches long, and the other nine feet; let both of them be a little notched at the smallest end.

Then you must have two pieces of some pipe-stave, as marked 3, a foot long, and three inches broad, and pointed at one end; in the next place you must have a couple of staves about the bigness of one's thumb, ten or twelve inches long, and pointed at one end, as that marked 4; get three other pieces of wood, marked W-5, each two feet in length, and about the bigness of a pitch-fork, sharpened at the end: then you must provide yourself with a small hatchet, marked 6, the sharp side not above three inches deep, with a strong head to beat in the staves: you must have a bill, or large knife, marked 7; also a stick in the fashion of a billiard-stick, as represented by W-8, which must be two feet long, from the letter A, to B, ending in a point at A, the other end B, C, must be a foot long, bending, and it must be cut in three angles at the letter C.

In the second cut is described a pipe or whistle, No. 1. wherewith you call the plovers; it may be made of the thigh-bone of a goat, or a large sheep, and cut off at both ends, about three inches long, fill it at the end H, with wax, at the opening E, then make the hole F, plain under the bone, that the wind may come; next make a hole at the middle F, just above,

big enough to receive a small goose-quill, and another a pretty deal bigger, towards the end G, to give it the clearer sound; and likewise pierce a small hole at H, to receive a packthread, that you may hereby hang it about your neck.

Then provide a small pannier, or basket, as in the figure W-2, somewhat in the form of an egg, which must be big enough to hold three or four live lap-wings with a hole in the top to put them in, with something to shut it, and a cord to carry it.

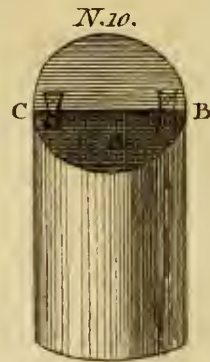
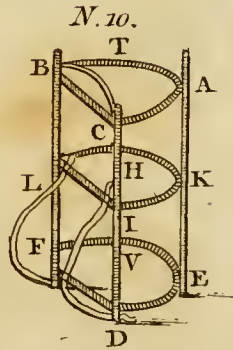
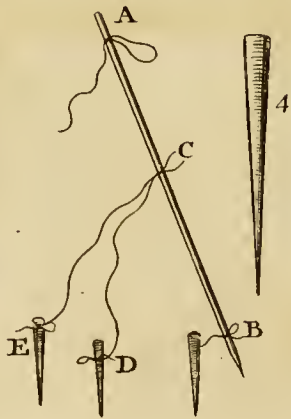
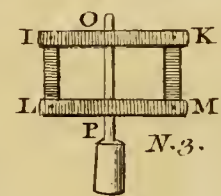







Be provided with three small reels, as represented by the third figure, which serve to wind your lines upon: they consist of two pieces of wood, I, K, L, M, half an inch broad, and six inches long, which must be bored near the ends, in order to fit the two staves I, L, K, M, which must be smaller than one's finger; you must pierce the two flat pieces of wood in the middle P, O, into which put two other pieces which may easily turn, as you may see in *Plate X*. No. 3.

You must have a commodious sack, or wallet to carry your things in, as the birds you have taken and killed, the packthreads, and other necessary utensils; it is made according to the description in *Plate X*, No. 10 of three pieces of square wood, B, F, C; D, A, E, two feet long, and an inch and half thick; they must have three several holes bored an inch big, take three or four thick staves, three feet long, and bent like a bow, which thrust into the holes in the middle marked I, half in, then fix one of the ends in the hole K, and the other in the hole L, which fasten with small wooden wedges; you must pass the other two above and below in the same manner, and place three sticks more, T, H, V, eighteen inches long, between the two pieces B, F, and A, L, which should enter into the holes made on purpose to keep the rest in order: you must tie two girths, leather straps, or cords to the staff L, I, in the middle, and the other two ends should be furnished with the shoe-buckles F, and D; or else tie a cord, two feet long, to the letter D, by one end, and the other end fasten at C; and when all this is done, cover it with some coarse linnen





Plovers







Plovers

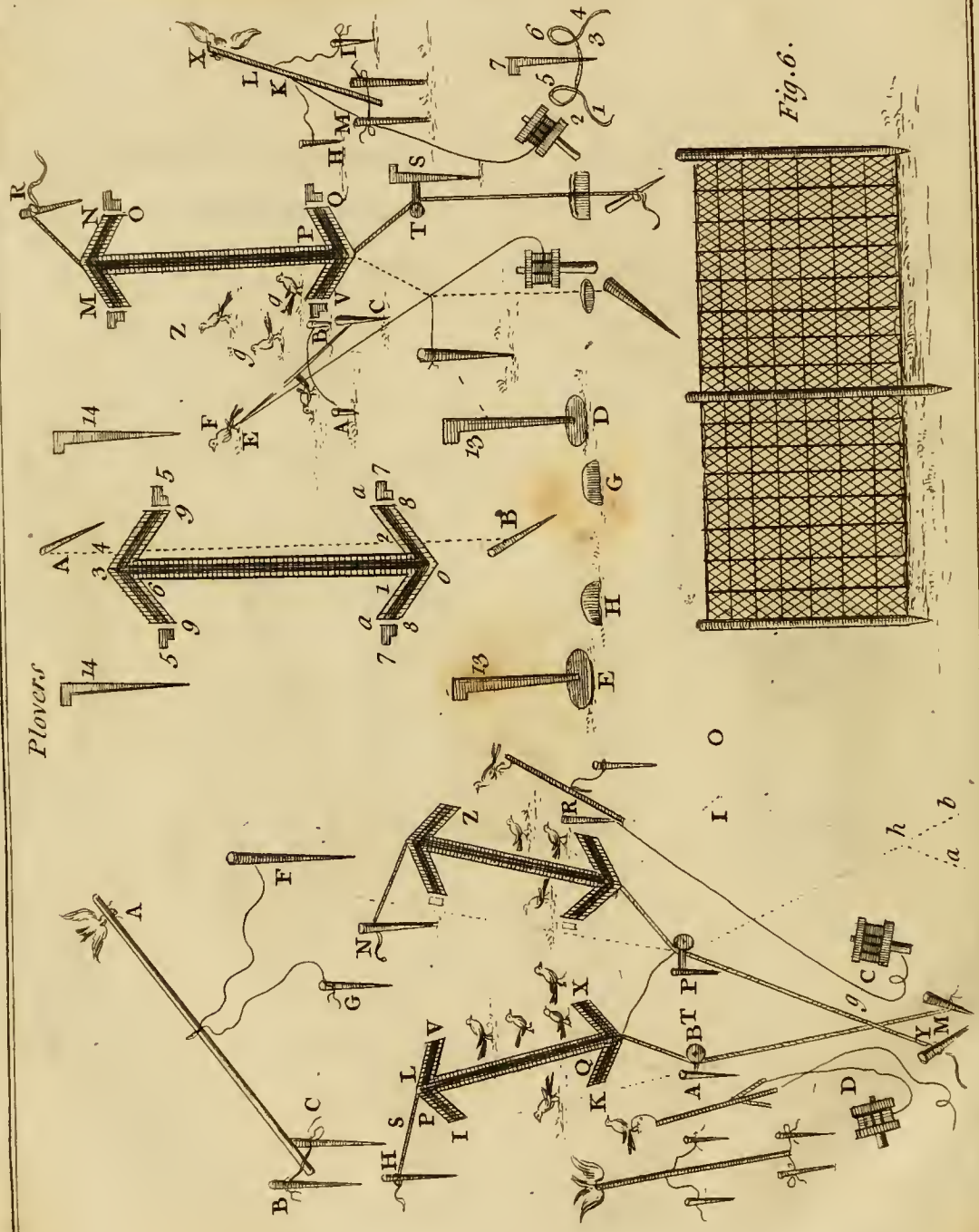


Fig. 6.



Tinnen cloth, or canvas, as you see is represented in the cut and leave a piece of the cloth above, as A, B, C, which must be sewed about a wooden bow; it will serve for a lid or cover.

Some make use of another sort of pipe, represented in the next cut, 4, being nothing but a piece of wood, lesser than one's little finger, and three inches long, cleft at the end, unto the middle T, wherein fix a bay leaf, to imitate the cry of lapwings.

Besides this, you must have two rods, as in the second figure, each five foot and an half long, and strait, light, and slender, having at the bigger end B, a peg fastened, three or four inches long, with a packthread, and pretty close to the rod; at the middle C, that is, nearer the great end, tie a couple of packthreads, each two feet long, with a peg at each end D, and E, of the same size with the former at B; at the small end of the rod A, fasten another slender packthread, with a double at the end, to clap about the body of a lapwing, and the other end, which is single, must be a good deal longer, to fasten the tail of the bird.

Take an holm-stick, about four or five feet long, indifferent strong, at the great end of which fasten two pegs, B, C, at each side, about the bigness of one's little finger, and six inches long; about a foot and a half from thence fasten two packthreads, each two feet and a half long, with a peg at each end F, and G, about the same size with the former. These are the main implements to be used; now we come to treat of their use.

After having provided yourself, besides these implements, with a net or two, which are known by the name of leap-nets, whose meshes are lozenge wise, and two inches broad, and whose length should be about two fathom, and eighteen inches deep; the best place to pitch them for plovers and such like fowl, is in large common fields of green corn, where there are neither trees nor hedges, at least within three or four hundred paces of the place where you design to go to work: if there be any water in the place, endeavour to pitch near it, for plovers,

as before hinted, delight to wash their beaks and feet after they have dirted themselves with turning the earth up and down for feeds and worms: you must take care that the plot where you pitch be a little lower than your lodge, or at least equal with it, for it must not be higher. See *Plate XI. fig. 6.*

Now suppose the *Plate* represents the form of the meadow or field, and that the place where you design to pitch, reaches from A, to B, that the distance between B, and E, be the space between the plat-form and your lodge, and that the wind blows south; you must have a packthread about fourteen or fifteen feet long, and fasten it to a couple of pegs, A, B; the pricked line A, B, is done on purpose to represent this packthread, which fasten in the ground, to line out the place for your net; then take the billiard stick, A 8, B, C, designed in one of the preceding figures, and beat the earth with the triangular end, as if you would cut it, and so pass along the whole length of the packthread, which is about twelve or fourteen fathom, the exact length of the net: when your border is made, then take away the packthread, and take the shorter of the two sticks marked 2, and drawn in the figures before, representing the utensils; place the small end at the bottom of the border 1, and the bigger at number 8, not directly strait, but bending at least two feet inwards, as you may see by the pricked line traversing from the cypher 1, to 7, which is strait, and not the line 8 O; being thus laid, hold it fast with one hand, and with one finger of the other, or with the handle of your knife, trace cut the form of it's position, that it may rest imprinted on the earth; then with your great knife marked 7, in the preceding figure, cut along your trace or border of your said stick, and with your hatchet marked 6, cut out the earth between the two traces or lines, a 1, 8 o, beginning at the 1, and ending with 8, in such a manner, that at the end 1, the earth may be taken out but one inch over, and at the end 8, four or five inches large, that your stick may be hid as it were in a gutter.

This being done, carry the other stick;

the longer of the two, unto the other end of your long border, and plant it in the self-same fashion at 3, 9, that it may be, as it were, in a gutter, like the other; then take your stick marked 3, which drive into the ground at the end of your two gutters, as 8 and 9, to hinder the two main sticks from beating into the ground, with the force of the net; drive also your two sticks into the ground, about half a foot from your border, at *j* and 3, a little inclining inwards; the intention being to prevent your main sticks from returning back when the net is streightened, until the cord be pulled; besides, should you place them outwards upon the lines 9, 6, and 8, 2, it would be impossible to make your net play, for then, the more you strained the cord, the closer would your main sticks come under the other sticks.

The next thing is to remove all the loose earth, except an handful or two, which lay on the two ends 5 and 7, the better to raise the other ends of the main sticks; and then your plat-form is ready fixed.

Now if you make two other gutters, as 2, 8, 4, 9, on the other side of your border, opposite to the two first, then your plat-form will serve for two contrary winds, *viz.* north and south.

It remains, you should fix the stakes in the necessary places; the first that is behind, marked 14, which must be pitched seven or eight paces distant from the end of the border 3, 4, and on one side is at about half a foot off; the second is a strong peg marked 13, which ought to be driven into the ground six or seven paces from the end of the border 1, 2, and as the other should be on one side about half a foot from the palet 9, so should this from that at 8, and the last, H, must be thrust into the earth behind the lodge, about a fathom of, more or less, over-against the two palets 8, 9; but if it be a north-east wind, you must pull up these stakes, and turn them to the other side of the plat-form, placing them at the same distances as before-mentioned; and that at H must also be carried to G, and the lodge E to F, and all will be right.

If you intend to take any plovers, be on the place where your plat-form is ready made, with all your implements, early in the morning. The cut following represents a simple plat-form for a west wind. See *Plate XI, fig. 7.*

Place the main stick in the gutters, and take your net on your left shoulder, or arm, and go towards the lodge, which is about fifteen or sixteen fathom from the plat-form, and there place the buckle which is at the end of the cord of your net, and so go backwards towards your plat-form, letting the cord trail all along; and being at the stake, or strong peg S, fasten thereto the cords of the pully T, so that the pully may be in a direct line with the two palets or pieces of wood Q O; then when you come to the form, let your net itself fall by degrees, and still retire backwards; when you are at the peg behind, which is at R, strain the cord until it be right and strait, and then fix it to the said peg, that it may not slip back.

It will not be amiss to describe to you the manner of the knot, with which you should fasten your cords upon this occasion; suppose that the peg 7 be the piece to which you have a mind to fasten your cord 2, 4, take it in one of your hands, at 1, and bring over the thread 2, in order to form the buckle or knot 5, which pass over the peg 7; then make another bow or buckle, as 6, wherein the thread 4 is passed under, and so clap over your peg upon the top of the other bow; then strain the two ends 2 and 4, and your knot will be compleat, and will sooner break than get loose: you must be very exact and ready at it.

When the ends of the cords of the net are thus fastened, lift up your main stick P, Q, and place the great end in the gutter Q, and drawing the cord of your net towards the border, force it into the notch in the small end of your main stick, and let some body hold it there; but in case you have no help, lodge it in the gutter under the peg P, and drive the sharp end of the billiard into the ground to stay there, till you go to the other main stick N, O, and there



there fix your cord in the notch at the end M; it must be so straitened, that a great deal of strength may be used to get it into the notch; then place your main stick in the gutter under the peg N, remove your billiard from your main stick V, Q, and force your net into the plat-form, so that it be hid under the cord.

The next thing is to direct you in the placing your call-plovers and artificial lapwings, which must be disposed as you see in the cyphers o o o: in case the wind be not directly east, but inclined a little to the south, then your first pelt, or counterfeit bird, which is only the skin of a bird stuffed with chaff, or the like stuff, marked Z, shall be placed half a foot from the border, and about eight or nine feet from the end V; the rest you may range in such order as they are designed by the figure, at about two or three feet distance from each other: whereas, in case the wind be north-east, place your birds a good deal further from the end V, that is to say, about six feet further, because wild fowl always fly against the wind; and then, as they usually pass over the stales or artificial birds that is between them and the hinder stake R, it may so fall out, that they may pass under the cord, for that will be shorter by a third part when it is let loose, and by half a part when the wind is strong, which you must diligently observe; but then when there is but little wind stirring, you may place two thirds of your birds behind the net, and if the wind be strong one third part is enough, the rest should be before, because plovers will come where your birds are.

But for as your lapwings, let them not be mixed with your plovers, but place them just by your gutter, as the small letters g, g, import.

The next thing to be disposed of is your live birds; if you intend to use two, drive one before and the other behind; if you have only one, place it behind in this manner; force your little picked staff C into the ground, which is tied to the bigger end of the rod, and then holding up the little end E, see if it stands right with the lodge, and

if so, hold it a foot high, while you stick the two pegs A, B, into the earth, then tie a live lapwing to it, with a loop of the packthread about it's leg, which packthread should be pretty long, to the end the lapwing may not hurt itself; then put the tail about the end of the rod, and fasten it with another packthread, and so taking one of the reels, fasten the end of the thread, which is above a quarter part of the length of your rod, to the place marked E, and the reel to the lodge; if you place a couple of lapwings, you must place the other in the same manner before your plat-form.

Your holm-stick must be placed about three or four fathom from the border, and about six feet above the last pelts or artificial birds: to set it in right order, do thus; drive into the ground the two pegs marked at the great end M, in such a manner, that the holm-stick may move like the axle-tree of a cart between two wheels: take the little end X, and lift your rod almost strait up, that it may be right to the lodge, and then fasten your two pegs H, I, in the ground, to which the ends of the packthreads are tied; then fasten the end of your line to one of the reels, at the middle L of the rod, and carry the other end to your lodge; the holm-stick must be tied at the end X of the rod, and covered with some boughs, straw, or the like, that the birds may not be frightened at the sight thereof.

This holm-stick is nothing but the two wings of a kite or buzzard, which are tied with two or three hawk's bells, at the end of the rod, for the purpose which shall be shewed hereafter.

The lodge is to be made after this manner; take five or six boughs, about three feet high, and stick them in the ground like a hedge; it must be open at top, that you may hear and see the birds that pass near you; the person must be neither clad in white, nor any bright coloured cloaths: the lodge may be easily comprehended without giving any description of it; you may see it in *Plate XI.* which represents two

nets managed by a single person at the same time, from one and the same lodge; the seat must be of turf, about a foot square, and three or four inches thick, which put beneath the cord, in the place marked C, where your cords cross each other, and where one may touch the hold-fasts *f*, *g*, to strain the nets; you must lay a good handful of straw under the cord, upon the turf, to prevent dirtying the cord, as well as spoiling the turf, and you had need of a good arm-full in your lodge, to keep you warm and dry, as occasion requires: you must likewise cut two little holes in the ground, *d*, *e*, to rest your feet when you strain your cords. The same things must be well observed if you use but one net, but he that will undertake to manage two nets, had need to see first the manner of it, at least observe the directions following:

Take a long cord, represented by the pricked line K, I, which fasten at one end to the peg M, about two or three feet from the side of the peg Y; the other end fasten to the peg H, so that the place K of the packthread may be between five and six fathom distant from the end of the gutter O, when the shorter of your two main sticks is fixed, one end at K, and the other at Q, carry the bigger of them ten or twelve fathom distant, the one end being set at I, within half a foot of the packthread, and the other towards L; let them be stooped down, and then fix another packthread, represented by the pointed line S, T, which must be strained hard, after which, with your billiard-stick, make your border of platform, Q, R, P, then cut out your gutters, and place your pegs and sticks as in the former net.

You may make this form serve for two winds if you make the gutters V, X, Z, R, just opposite to the others, and then place your main sticks in them; when you would change your wind, you must also turn about your cords and transplant your lodges; as for example, the foregoing figure represents two nets, which are set for a westerly wind; suppose the wind should chop about, and turn easterly, you must then first of all put

the end of the cord M to the letter C, the strong peg A to the little *p*, and the stake H, to the little *m*, the main stick K to the letter X, the other I to the letter V, and your net will then be set to the east wind. You may likewise transpose the other net, by turning the cord Y to the little *a*, the strong peg to the little *o*, and that stake behind the letter N: you must also turn your main sticks about, and make a low seat at the little letter *b*, and dress up your lodge there; the two pointed lines, *a*, *b*, *i*, *n*, and *b*, *b*, *p*, *m*, do finally demonstrate how the nets should be placed when the wind is turning about; your birds, both alive and dead, must be so altered as you see, and you must set two or three counterfeit birds before the first border with a lapwing or call-bird, and another behind the platform: the rest of the artificial birds may be set before the border P, Q, and the holm-rod behind the last net.

In the next place, we proceed to give some instructions when and how to call, and also when and how to draw the nets for plovers, and the like birds. Your implements being all disposed in good order, as already directed, betake yourself to your lodge, having your pipe hanging at your neck; and being every way watchful, when you espy any game on the wing, give them a call, and cause your call-birds to fly a turn or two as often as occasion may offer; for the game perceiving the lapwings to stir, and fly from place to place, and your other birds stand as it were feeding, they will be decoy'd thither in expectation of some food: when they approach, be sure you do not make your birds stir at all, for in that case, they would soon perceive, by the forcedness of the motion, that they were tied, and they would fly away for fear of being surprized themselves; neither must you with your pipe give them such loud calls as if at a remote distance, but lessen your notes by degrees.

It is very difficult exactly to imitate the notes, without good observation and practice; but as near as you can, call in the same notes as you hear them, as they pass  
by



by you; and be sure not to let fly your net, though there were many of them, and that they were just at the net, unless they come flying against the wind: when you perceive they begin to descend, and that they come within eighteen or twenty feet of the platform, let go your pipe, and lay both hands on your cord, to let fly with all the force you can, just as you perceive the first of the flock between the two stakes K, I; if they are about, or above eight feet high from the ground, let them pass on, for they will wheel about and take another turn, nay, they will often pass by you nine or ten times before you find them right for your purpose; you will find that, generally, they will pitch a good way from your net; if you perceive them so inclined, make a little noise to prevent them; if nevertheless they take ground, then get your assistants (for it is proper there be two at the sport) to steal out at the backside of your lodge, and fetch a great compass behind the plovers; and if you had for that purpose your artificial stalking-horse, or cow, it would be of great use; but for want thereof, let him go on all fours, or at least stooping with his head down, by which means, he may by degrees drive them from side to side, within ten or twelve feet of the border, at which time let him throw up his hat and give a great shout, upon which they will take wing to fly over your nets, at which instant of time, draw in your cords very briskly, and take up all those that are under the nets.

When you have gathered up all, clear the place of all the loose feathers that lie on the ground, and then set your net again in its former position, in order to catch more.

When you have two nets planted, and that a flock comes, do not presently draw, but let your assistant fetch a compass and raise them, by which means you may be assured of them.

When you see a great flock coming, your assistant must hold the cord of your holm-rod, that is, the kite's wings, and draw it just when you direct him, that is to say, when the first birds of the flock fly low, and

are within about six feet of the form; for as soon as ever they perceive the holm-rod aloft, the last of the flock will first pass on, and all of them come within a foot of the ground, so that you may take the greatest part of them, were they ten or fifteen dozen: you must be sure not to stir the holm-rod till the birds are within seven or eight feet of the ground.

When some guinets get into your nets, (which are birds not much bigger than larks) do not busy yourself with killing them as you do the plovers, one after another, but give them hard blows with your hat, as you would do flies, for they will very readily slip through a net that has large meshes; you will sometimes get above five hundred of them at once in your nets, and yet perhaps not take above thirty.

PLUMAGE, the feathers of a bird, or a bunch of feathers.

PLUMAGE [in Falconry] the feathers under a hawk's wing.

PLUME [in Falconry] the general colour or mixture of the feathers of a hawk; which shews her constitution.

To PLUME, to pick or plume the feathers off.

PLUMING [among Falconers] is when a hawk seizes a fowl, and pulls the feathers from its body.

POCKET-HAYES, are certain short nets to take pheasants alive, without hurting them; whose haunts being found out, place yourself for the better view, on some tree, without noise; and when you find they are there, strew a little barley, oats, or wheat, for a train, and in some likely place lay five or six handfuls together, to which they will come, as being drawn thither by the train.

Then plant the pocket-net described under the Articles *CALLS Natural* and *Artificial*, *Plate III.* and so you may lay two or three of them in other places, and plant cross their walks.

These pocket-hayes are about a yard long, and sixteen inches deep: you may also in other paths, place two or three of your collars of horse-hair, in fit places, athwart their paths, to take them by the legs; and

be sure to watch very narrowly: the first that is taken will struggle very hard to get off, and will also make a great cry, which may occasion the frightening away of the rest that are near at hand, so that nimbleness is requisite; besides, if they be taken by the strings, they hazard the breaking the lines and their own legs.

POGE, a cold in a horse's head.

POINSON, is a little point, or piece of sharp-pointed iron, fixed in a wooden handle, which the Cavalier holds in his right-hand when he means to prick a leaping-horse in the croupe, or beyond the end of the saddle, in order to make him jerk out behind.

POINTS, or toes of a bow of a saddle. *See Bows.*

POINT; a horse is said to make a point, when in working upon volts he does not observe the round regularly, but putting a little out of his ordinary ground, makes a sort of angle, or point, by his circular tread.

POINTERS. Their great utility and excellence in shooting partridges, moor, or heath-game, which make them worthy our regard, are well known. There is so great a variety of pointers of different make and size, and some good of each kind; that it is no wonder men should differ in their opinions concerning them. The pointers best approved are not small, nor very large; but such as are well made, light and strong, and will naturally stand. A small pointer, tho' ever so good in his kind, can be but of little service in hunting, particularly through a strong piece of turnips, broom or heath; and the feet of a large heavy dog, will soon be tired by his own weight. 'Tis proper for a young sportsman to procure a dog that is well broken, and to enquire the method and words he has been used to by his former master in breaking and hunting with him: otherwise the dog will have a new lesson to learn. But if a young sportsman is desirous of breaking his own dogs, the following is the method advised.

Having made choice of a whelp of a known good breed, begin when about three

or four months old to teach him to couch at a piece of bread, causing him to lie, whilst you walk round him at some distance, and come nearer to him by degrees: when he has lain as long as you think proper, reward him with the piece of bread and speak kindly to him. Teach him to fetch and carry, to bring a glove or a bird of any sort after you; always observing to cheer him with kind expressions when he does well, and check or speak roughly to him when he does not obey. Use him to obey by whistle and signs with your hand as much as possible; for it is a bad way to make more hallooing in the field than is necessary. When you chastise him, it should be with a whip, so as to make him remember it, using a rough voice at the same time; but the chastisement should not be too severe, and the words you use to him as few as possible. When he is about five months old, use him frequently to be tied up, let him have off his chain for half an hour or an hour morning and evening. It is best to give him his lessons in a morning before you feed him, with your own hand, that it may seem as a reward, the more to endear you to him; but do not overfeed him. Take him out when ever you walk, sometimes leading him in a string; suffer him to go a little before you, and sometimes behind; but when loose never suffer him to go far from you, unless you hunt with him; and oblige him to come to you at the word back, or here; train him thus by continual lessons, till his attention is always on you to know what he is to do. It will not be amiss frequently to fire off a little powder, and to make him lie down whilst you load again, which will not only teach him to stand fire, but will also make him acquainted with his business in the field; from the neglect of which he would frequently spring birds whilst you are loading. At six, seven, or eight months old (for all dogs will not begin to hunt alike early) take him into the field the latter end of *August*; and if you have an old staunch pointer, take him with you at first to teach the other to hunt off. When your old dog makes a point, if the young one be



not near, bring him up by degrees 'till he spring the birds, and let him enjoy the scent; which will encourage him to hunt. When you find he knows birds, and will hunt, it is best to take him out alone: observe which way the wind lies, and if you can conveniently, enter on that side of the piece you intend to hunt in, which is opposite the wind, and do not suffer your dog to go in before you, cast him off to the right or left, cross before the wind, walking slowly the same way 'till he be got to the side of the piece, then whistle or give the word back, at the same time walking the contrary way, pointing with your hand the way you would have him go; bring him back till he comes to the other hedge or side of the field; advancing forward ten or twelve yards, every time he crosses you; repeat this till you have regularly hunted through the whole field; by which means you will certainly find birds if there be any. When he points, walk up to him, and go forward slowly towards the birds: when you think you are within a few yards of them, if they lie and your dog be steady, walk in a circle round them, coming nearer by degrees 'till you spring the birds. If your dog runs after them (as most young dogs will do) check him with rough words; but if he continues doing so you must chastise him smartly with your whip 'till you break him of that fault. It is very common with young dogs that will stand at first, afterwards, to break in and spring the birds; which you must never indulge him in. Put a few small stones in your pocket, and when he stands, endeavour to head him, that is, to get before him, holding up your hand with a stone ready to throw at him, to deter him from springing the birds, whilst you can walk round him; or if it be convenient, take a person with you on horseback, and when your dog commits a fault, or does not obey your call or whistle; let him ride after and whip him: and at the same time, if you whistle or call, he will naturally come to you for protection. Thus he will learn to come to you, as he always should do, when he has committed a fault; for if he was pu-

nished severely by yourself, you would find he would not come near you when he knew he had done wrong: which would render it difficult to break him; but if this method be observed; by harsh words and moderate correction he will soon get the better of the foible and become staunch. When he commits a fault, command your temper in correcting him, and let it be without passion, and let no fault provoke you to kick or strike so as to hurt him.

The breed of pointers which has been mixed with *English* spaniels, such as are for setting-dogs, (in order to have such as will run fast and hunt briskly) are according to the degrees of spaniel in them, difficult to be made staunch, and many of them never will stand well in company. The method already given is the most likely to succeed with these, but I would by no means advise a young sportsman to meddle with such. If you find your dog refractory, and cannot easily make him stand, yet find some qualities that induce you to take a good deal of trouble with him (such as a very extraordinary sagacity in scent and that of a strong bold hunter) when he knows birds well you may hunt him with a leather strap three or four yards long, fastened to his collar, which by his treading on it frequently will shorten his speed, and render him the easier to be stopped. Some will hunt him with a collar lined with another, through which several clout-headed nails are put, the points inward, and a line fastened thereto: which will not only check his running too fast, but when he stops, if the line be long enough for you to get so near as to set your foot on or take hold of it, if he bolts forward he will be pricked so as to make him remember it, and will endeavour to avoid the repetition of that punishment. You must be very strict with him, and not hunt him in company with any other dog, 'till he be quite staunch: it often costs a great deal of trouble to make him so; but such dogs when broken, do often turn out the best.

Some are of opinion that the way to make pointers stand well in company is, when they are young, to take them out

constantly with your old staunch dogs, and they will learn by degrees to stand both with or without company. But unless he is of a breed known to stand naturally, you will find more difficulty in breaking a vicious dog in company than by himself.

It is also common, not to begin to enter Pointers 'till near a year old; because using them very young shortens their speed. Suppose there is truth in this maxim, and your dog should not hunt altogether so fast, a sufficient amend will be made for his want of swiftness, by hunting more carefully, nor will he run upon birds or pass then unnoticed as dogs which run very fast are apt to do.  
*For more see SETTING-DOG.*

**POLL-EVIL IN HORSES**, is a sort of fistula, or deep ulcer between the ears of the pole, or nape of the horse's neck, which proceeds from corrupt humours falling upon it, or perhaps from some bruise or blow, or some other cause.

This disease is produced by different causes, and therefore must be differently treated. If it proceeds from blows, bruises, or any other external violence, let the swelling be often bathed with hot vinegar: and if the hair be fretted off by an ouzing thro' the skin, instead of vinegar alone, use a mixture composed of two quarts of vinegar, and one of spirit of wine. Sometimes the part will be affected with a troublesome itching, attended with heat and inflammation; in this case let the creature be blooded, and poultices composed of bread, milk, and elder flowers, applied. And if this be performed at the beginning of the disease, and at the same time proper physic given the creature, the swelling will be often dispersed and the disease cured without suppuration.

But when the swelling appears to be critical, and also to have matter formed in it, the best, and indeed the only effectual method, is to apply proper poultices, in order to facilitate the suppuration, and assist the bursting of the tumour. Sometimes it will be necessary to open it with a knife, in order to evacuate the morbid matter. In this case you must be very careful not to wound the tendinous ligament, that runs along the

neck under the mane: and when the matter is formed on both sides, two apertures will be necessary; for you must by no means divide the ligament, though it will be necessary to give vent to the matter formed on each side.

Sometimes the matter will flow in large quantities, resembling melted glue, and be of an oily consistence. When this happens, a second incision will be necessary, especially if you discover any cavities. The orifices must be made in the most depending parts, and the wound dressed at first with the common digestive linament composed of turpentine, honey, and tincture of myrrh; and after digestion, with the precipitate ointment. Experience has also proved the following medicine to be of very great use in the poll-evil.

Take of vinegar or spirit of wine half a pint; of vitriol dissolved in spring-water, half an ounce; and of tincture of myrrh, four ounces.

Wash the wound with this mixture twice a day, and lay over the part a sufficient quantity of tow soaked in vinegar, and the white of eggs beat together; observing that if the flesh be very luxuriant, to pare it down with the knife, before you wash the wound. And by this application alone, you may often cure the poll-evil, without the trouble and expence of other medicines.

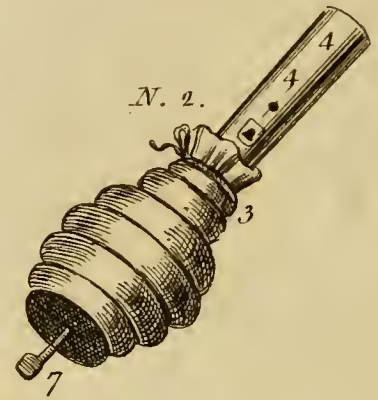
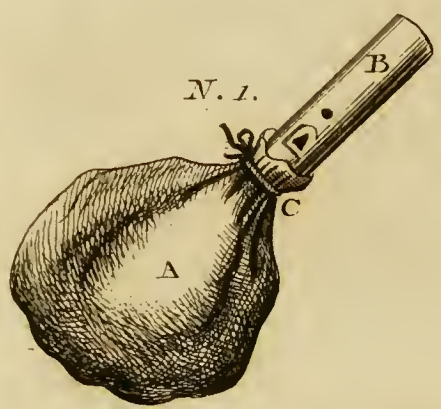
But the shortest method of curing this disease, is what the farriers call scalding; and this will succeed when the wound is foul, of a bad disposition, and a large flux of matter. The scalding mixture, generally used, is made in the following manner: Take of corrosive sublimate, verdigrease in fine powder, and Roman vitriol, of each two drachms; of green vitriol, or copperas, half an ounce; of oil of turpentine and train oil, of each eight ounces; and of rectified spirits of wine, four ounces: mix the whole together in a bottle.

This is the strongest composition of what is termed the scalding mixture: and very often a milder will be sufficient, which may be made by changing the corrosive sublimate for red precipitate, and the Roman for white vitriol. The

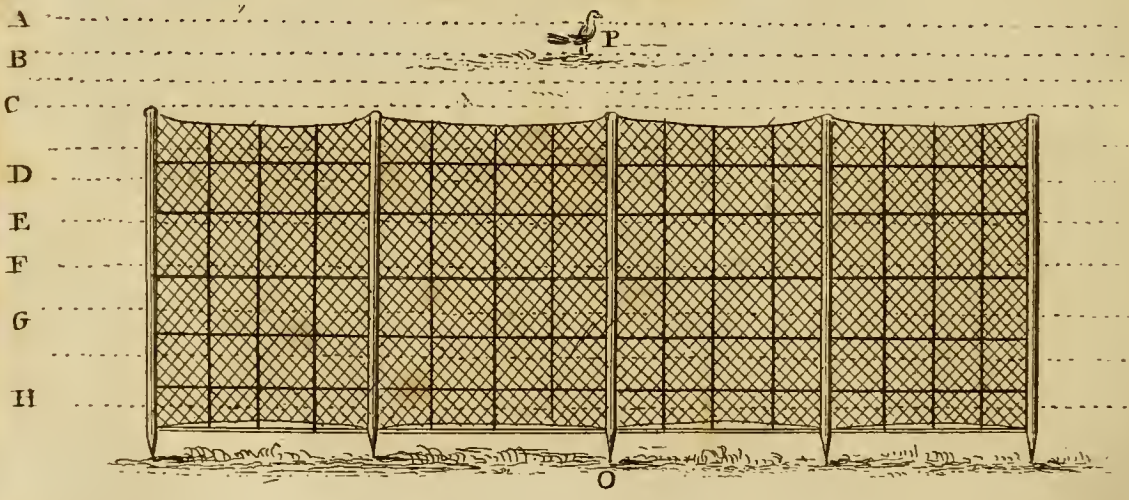




Quails



The Net called a Hallier





The manner of using the above composition is this : they first clean the abscess very well with a sponge dipt in vinegar; then they put a proper quantity of the mixture into an iron ladle, with a spout to it, make it scalding hot, pour it into the abscess, and close the lips together with one or more stitches. They let this continue two or three days, when they open the orifice, and examine the abscess; if they find it good matter and not in too great quantity, they conclude that the disease will be cured without any other application, except bathing it with spirits of wine. But if, on the contrary, the matter flows abundantly, and at the same time appears of a thin consistence, the operation must be repeated till the flux of matter lessens, and acquires a thick consistence.

POLE-CATS, WEASELS, &c. these creatures are very injurious to warrens, dove-houses, hen-roosts, &c. but the method to take them, in hatches and small iron gins, like those made for foxes, are so well known that nothing need to be said of them; only for preserving dove-houses from being destroyed by pole-cats, they must be erected where a ditch or channel may be had to run round them, and this will keep those vermin from making their borroughs under ground.

FISH-PONDS; as for the making of these ponds, it is agreed, those grounds are best which are full of springs, and apt to be moorish, for the one will breed them well, and the other will preserve them from stealing.

The situation of the pond is also to be considered, and the nature of the currents that fall into it; likewise that it be refreshed with a little water, or with the rain-water that falls from the adjacent hilly ground.

It has been observed, that those ponds which receive the stale and dung of horses, and other cattle, breed the largest and fattest fish.

As to making a fish pond, let the head of it be the lowest part of the ground, and the trench of the flood-gate or sluice have

a good swift fall, that it may not be too long in emptying when you have a mind to draw it.

The best way to make the pond-head secure, is to drive in two or three rows of stakes, of about six feet long, at about four feet distance from each other, the whole length of the head, the first row of which is to be rammed, at least, four feet deep, that they may stand strong and sure.

Or if you happen to find the bottom false, especially if it consists of a running-sand, you may besides lay the foundation with quick-lime, which slacking will make it as hard as a stone.

Then dig your pond, and cast the earth among the piles and stakes, and when they are well covered over, drive in another row or two over them, ramming in the earth in the void spaces, that it may lie close and keep in the water; and so you may continue stakes upon stakes, ramming in the earth till your pond-head be of the height you designed it.

The inside of the dam must be very smooth and strait, that no current may have power over it.

If the pond carry six feet water, it is enough; but it must be eight feet deep, to receive the freshes and rains that should fall into it.

It would also be advantageous to have shoals on the sides, for the fish to sun themselves on, and lay their spawn on, besides on other places, some holes, hollow banks, shelves, roots of trees, islands, &c. to serve as their retiring places.

Besides, it is to be considered, whether or not you design your pond for a breeder, if you do, never expect any large carps from thence, for the greatness of the number of the spawn will over-stock the pond, and a store-pond has always been accounted the best for large carps.

If you would make a breeding-pond become a store-pond, when you sue, see what quantity of carp it will contain and then put in either all melters, or all spawners, by which means, in a little time, you may have carps that are both large and exceeding fat

thus by putting in but one sex, there is an impossibility of the increase of them; yet the roach will notwithstanding multiply abundantly.

As to the situation and disposition of the principal waters, a method must be observed, to reserve some great waters for the head quarters of the fish, from whence you may take, or wherein you may put, any ordinary quantity of fish. You should also have stews, and other auxiliary waters, so that you may convey any part of the stock from one to the other, by which means you will never want, and need not abound; and farther, lose no time in the growth of the fish, but employ the water, as land is employed, to the best advantage.

You are to view the grounds, and find out some fall between the hills, as near a flat as may be, so as to leave a proper current for the water.

If there be any difficulty in making a judgment of this, take an opportunity after some sudden rain, or the breaking up of a great snow in winter, and you will plainly see which way the ground casts, for the water will take the true fall, and run accordingly.

The condition of the place must determine the quantity of the ground which is to be covered with water.

For example, we may well propose in all fifteen acres in three ponds, or eight acres in two, and not less; and these ponds should be placed one above another, so that the point of the lower may almost reach the bank of the upper: which contrivance is no less beautiful than advantageous.

The head, or bank, which by stopping the current is to raise the water, and so make a pond, must be built with clay and earth, taken out of the pan or hollow digged in the lowest ground above the bank; and that pan should be shaped as a half oval, the flat of which comes to the bank, and the longer diameter runs square from it. See BANKS.

POND-HEADS, TO MAKE AND RAISE: it is evident that if a dam be made across a valley, or low marsh, where the water runs, it will produce a pond: and as the dam or

bank is higher than the center-point, which lies against the lowest ground, so much the deeper is the pond; and if the hills on each side rise steep and quick, the water stopt will cover less ground than if they had a slow or gentle ascent.

For the making of the bank head; be sure it be firm, and not apt to leak, which 'twill certainly do if made of only earth; therefore it is necessary to carry up a bed or wall of clay, the whole length of the bank, with a good ramming a foot or two from below the surface of the ground, to such a height as the water is designed to stand, allowing a ~~split~~ or two at least, for that purpose, otherwise the water lying under a great weight from it's depth, will work itself underneath. *J. J.*

As the clay is rammed, take care that earth be brought to carry up the bank with it, in order to prevent it's being searched and cracked by the heat of the sun, which is of very ill consequence; and therefore when come to it's full height, it must forthwith be covered and closed with mould: you must allow three feet to the breadth of this clay-bed, rising it to such a height as you would have the water stand, and raise it with earth three feet higher; though two feet would serve, were it not that the unavoidable sinking of the bank, will require at least, one foot.

When several ponds or stews are projected to be sunk at the same time, there will be had great advantage by the clay taken out of them, that will be much more than is necessary for the bed, and which may strengthen the bed, upon account of it's being pressed down by the tumbrels or carts, on each side of it, and the bank will be made very firm; it will likewise save the breaking of the ground within the pond, which is a great benefit in the feed of the fish.

As to the dimensions, they are governed by the manner of the hills rising: for if it be steep, then in order to cover a sufficient quantity of ground, you must raise the bank higher, and of consequence it must be made stronger than when the ground has a gentle ascent,



ascent, so as a moderate height would throw the water upon ground enough: of this there is a great difference, for in some places ten feet high may cover as much as twenty feet in others, which may be easily discovered by the water-level, whereby you may stake the water-line upon the ground to any height, and fix the determined height of the bank.

PONT-LEVIS, is a disorderly resisting action of a horse, in disobedience to his rider, in which he rears up several times running, and raises so upon his hind-legs that he is in danger of coming over.

POPE, OR RUFF; this fish with a double name, is small, and rarely grows bigger than a gudgeon; in shape not unlike the perch, but reckoned better food, being pleasant in taste. His haunts are the deepest running places in a gravel river, the exact bottom whereof having found by plumbing, and your hooks being baited with small red worms, or brandling worms, you may fish with two or three hooks, and you will have excellent sport; for he is a greedy biter, and they are in great shoals together, where the water is deep, smooth, and calm; so that if you would take a good quantity of them, bait the ground with earth, and fish for them with a small red worm.

PORTER TO CARRY, used in the *French* manage, for directing or pushing on a horse at pleasure, whether forwards, upon turns, &c.

POULTRY, is a term given to all kinds of domestic fowls brought up in a farm yard, as cocks and hens, ducks, geese, turkeys, &c. all of which we shall speak of and begin with

*Dunghill Cocks and Hens, generally termed Fowls.*

The country yard cannot be said to be compleat till well stocked with fowl, which advantage will appear to every one who keeps them. The poorest villager may reap the same benefit from the products as the most substantial farmer, they being able to shift for themselves the greatest part of the year, by their feeding on insects, corn, or any thing almost that is edible by any sort of animal.

I shall not enter into a minute description of the several sorts of cocks and hens, only advise you to chuse those that are the best breeders, and the best layers; the oldest being always reckoned the best sitters, and the youngest the best layers; but no sort will be good for either, if they are kept too fat; the best age to set a hen for chickens is from two years old to five, and the best month to set them is *February*; though any month between that and *Michaelmas* is good. A hen sits twenty-one days, whereas geese, ducks, and turkeys, sit thirty. Observe to let them have constantly meat and drink near them while they sit, that they may not straggle from their eggs and chill them.

One cock will serve ten hens.

If fowls are fed with buck or *French* wheat, or with hempseed, it is said they will lay more eggs than ordinary; and buck wheat, either whole or ground, made into paste, which is the best way, is a grain that will fatten fowls or hogs very speedily; but the common food used is barley meal, with milk or water, but wheat flour moistened is best.

A good hen should not differ from the nature of the cock; she should be working, vigilant, and laborious, both for herself and her chickens; in size, the biggest and largest are the best, every proportion answerable to those of the cock, only instead of a comb, she should have upon her crown a high thick tuft of feathers.

She should have many and strong claws; but it will be better if she has no hinder claws, because they often break the eggs, and besides, such as have, do sometimes prove unnatural.

Crowing hens are neither good layers nor good breeders.

The elder hens are rather to be chosen for hatching than the younger, because they are more constant, and will set out their time; but if you chuse for laying, take the youngest, because they are lusty, and prone to generation; but do not choose a fat hen for either of these purposes; for if she be set, she will forsake her nest; the eggs she lays will be without shells, and besides she will grow slothful and lazy.

Those eggs that are laid when the hens are a year and a half, or two years old, are the best; you must at that time give the hens plenty of victuals, and sometimes oats with funegreek to heat them, if you would have large eggs; for those that are fat commonly lay but small ones; mix some chalk with their food, or mix some bruised brick with their bran, moistened with a little water, and give them their belly full of half-boiled barley, with vetch and millet.

Some hens have the ill faculty of eating their eggs: to prevent this take out the white of an egg, and put moist plaister round about the yolk, and suffer it to grow hard; and when the hen attempts to eat it, and finds she cannot do it, she will soon give over breaking her eggs.

You may likewise pour a clear plaister upon the yolk of an egg, and let it harden, so that it may serve for a shell, and put into the nest; or you may shape an egg of plaister, or chalk, and let that be for a nest egg.

Those hens that have spurs often break their eggs, and generally will not hatch them, and they will sometimes eat them; these must be scowered as well as those that scratch and crow like a cock; first, by plucking their great quills out of their wings, and by feeding them with millet, barley and paste, cut into bits, pounded acorns and bran, with pottage, or crumbs of wheat bread, steeped in water or barley meal.

Keep them in a close place, and at rest, and pull the feathers from their heads, thighs, and rumps. If a hen be too fat, or has a looseness, she will lay windy eggs.

A hen will sit well from the second year of her laying, to the fifth: the best time to set a hen, that the chickens may be large and most kindly, is in *February*, in the increase of the moon, that she may disclose the chickens in the increase of the next new moon, being in *March*; for one brood of this month's chickens is worth three of those of any other month.

Hens may set from *March* to *October*, and have good chickens, but not after that time, for the winter is a great enemy to their breeding.

A hen sits just twenty-one days, and if you set a hen upon the eggs of ducks, geese, or turkies, you must set them nine days before you put her own eggs to her, of which a hen will cover nineteen; but always set an odd egg, what number soever you set her with.

It will also be proper to mark one side of the eggs when you put them under the hen, and to observe whether she turns them from the one side to the other, and if she does not, then take an opportunity when she is from them to turn them yourself. But a hen that does not turn them herself is of the less value.

Take care that the eggs you set a hen on be new, which may be known by their being heavy, full and clear, which may be known by looking through them in the sun; nor do you choose the largest, for they have oftentimes two yolks, and though some are of opinion that such will produce two chickens, it proves commonly a mistake, and if they do, they generally prove abortive and monstrous.

A hen must not be taken off or disturbed from her nest, for that will make her utterly forsake it.

While she is sitting you must place her meat and water near her, that her eggs may not cool while she is gone to seek her food. If she should be absent from her nest, stir up the straw, and make it soft and handsome, and lay the eggs in the same order she left them.

It is very necessary to perfume her nest with rosemary or brimstone, and you must take care that the cock does not come at the eggs and set upon them, for he will endanger the breaking of them, and cause the hen not to like her nest so well as before.

When hens are laying, the old straw should be taken away, and fresh put in, that it may not breed fleas, or other vermin, which much incommodates them.

The maladies incident to hens are as follow:

Setting hens are sometimes troubled with lice and vermin; for the cure: pound burnt cummin and stapnisgar, of each equal quanti-



quantities, and mix it with wine, and rub the hens with it, or wash them with a decoction of wild lupines.

If hens are troubled with a loofeness, mix a handful of barley meal, and as much wax, in some wine, make it into a mass, and give it them in the morning before they have any other meat, or else let them drink a decoction of apples or quinces.

Hens, by laying too many eggs, sometimes exhaust their strength and languish: the same likewise happens by hens sitting too long; to remedy this, take the white of an egg, which you must roast till it looks as if it was burnt; mix this with an equal quantity of dried raisins, also burnt, and give the hens this fasting.

Your hen-house must be large and spacious, with a pretty high roof and strong walls, to keep out both thieves and vermin; let there be windows on the east side, that they may enjoy the benefit of the rising sun, strongly lathed and close shut; upwards, and round about the insides of the wall upon the ground, should be made large pens of three feet high, for geese, ducks, and large fowls to set in, and near unto the covering of the house should be long perches, reaching from one side of the house to the other, on which should set cocks, hens, capons and turkies, each on such perches, as they are disposed.

At another side of the house, at the darkest part of the ground pens, fix hampers full of straw for nests, in which hens should lay their eggs; but when they sit to hatch chickens, then let them sit on the ground, otherwise it will be dangerous.

Also let there be pins stuck in the walls, that the poultry may climb to their perches with the greater ease.

The floor must not be paved, but made of earth smooth and easy. Let the smaller fowl have a hole made at one end of the house, to go in and come out at when they please, or else they will seek out roosts in other places; but of larger fowl, you may open the door morning and evening.

It would be the better if the hen-house was situated near some kitchen, brew-house,

bake-house, or kiln, where it may have the heat of the fire, and be perfumed with smoak, which is to pullets both delightful and wholesome.

As soon as your chickens are hatched, if any be weaker than the rest, wrap them in wool, and let them have the heat of the fire; it will also be very good to perfume them with rosemary; the first hatched chickens may be kept in a sieve till the rest are disclosed, for they will not eat for two days; some shells being harder than others, they will require so much more time in opening; but unless the chickens are weak, or then unkind, it will not be amiss to let them continue under her, for she will nourish them kindly.

When they are two days old, give them very small oatmeal, some dry, and some steeped in milk, or else crumbs of fine white bread; and when they have gained strength, curds, cheese parings, white bread, crusts soaked in beer or milk, barley meal, or wheaten bread scalded, or the like soft meat, that is small and will be easily digested.

It is necessary to keep them in the house for a fortnight, and not suffer them to go abroad with the hen to worm. Green chives chopped among their meat is very good, and will preserve them from the rye or other diseases in the head, and never let them want clear water, for puddle water will be apt to give them the pip.

Nor must you let them feed upon tares, darnel, or cockle, for these are very dangerous to young ones, nor let them go into gardens till they are six weeks old.

If you would have them crammed, coop them up when the dam has forsaken them, and cram them with dough made of wheat-en meal and milk, which dip in milk, and thrust down their throats, but let them not be too big, lest you choke them; and they will be fat in a fortnight.

To distinguish whether a chicken is good or not: after a chicken is killed it will be stiff and white, and firm in the vent, if new killed; but tender, and green in the vent, if stale.

If you rub your finger on the breast of a scalded chicken, if it be new killed it will feel rough; but if stale, slippery and slimy.

A crammed chicken, if it be fat, will have a fat rump, and a fat vein upon the side of the breast of her, like a pullet.

In order to fatten chickens, you must put them into croups, and feed them with barley meal; put likewise a small quantity of brick-dust into their water, which they ought never to be without: this last will give them an appetite to their meat, and fatten them very soon; for in this case it must be considered, that all fowls and birds have two stomachs, as they may be called, the one is their crop, that softens their food, and the other the gizzard, that macerates the food; in the last we always find small stones and sharp sand, which help to do that office, and without them, or something of that kind, a fowl will be wanting of its appetite to eat; for the gizzard cannot masticate, or, as it may be said, grind the food fast enough to discharge it from the crop, without such sand or stones: and in this case the brick-dust is assisting.

### D U C K S.

Ducks are very necessary for the husbandman's yard, in that they require no charge in keeping; they live on lost corn, worms, snails, &c. for which reason they are very good for gardens. Once in a year they are very great layers of eggs, especially a sort of duck that turns up the bill more than the common kind; and when they sit they need little attendance, except to let them have a little barley, or offal corn and water near them, that they may not straggle far from their nest to chill their eggs.

In general it is found more profitable to set a hen upon the ducks eggs, than any kind of duck whatever, because the old one leads them when hatched, too soon to the water, where, if the weather be chill, some will be lost. They follow the hen a good while upon the land, and so get hardy before they venture to the water.

About thirteen eggs is the proper number

to let a duck sit upon; the hen will cover as many of these as of her own, and will bring them up well: so that every way she is more profitable for that purpose.

When the ducklings are hatched they require no care, if the weather be tolerably good; but if they happen to be produced in a very rainy season, it would be right to keep them under cover a little, especially in the night; for, though the duck naturally loves water, it requires the assistance of its feathers, and, till they are grown, is easily hurt by the wet.

The fattening of ducks at any age is very easy, and whether it be the duckling, or the grown duck, the method to be used is exactly the same. They are to be put in a quiet dark place, and kept in a pen, where they are to have plenty of corn and water: any kind of corn will do, and with this single direction, they will fatten themselves extremely well in fifteen or twenty days; and will bring a price that very well repays their feeding.

### G E E S E.

The benefits arising from geese are, for food, their feathers, and their grease. They will live upon commons, or any sort of pasture, and need little care and attendance; only they should have plenty of water. The largest geese are reckoned the best, but there is a sort of *Spanish* geese that are much better layers and breeders than the *English*, especially if their eggs are hatched under an *English* goose.

Geese lay in the spring, the earlier the better, because of their price, and of their having a second brood. They commonly lay twelve or sixteen eggs each. You may know when they will lay, by their carrying of straw in their mouths, and when they will sit, by their continuing on their nest after they have laid. A goose sits thirty days; but if the weather be fair and warm, she will hatch three or four days sooner. After the goslings are hatched, some keep them in the house ten or twelve days, and feed them with curds, barley meal, bran,

&c.



*Ec.* After they have got some strength, let them out three or four hours in a day, and take them in again, till they are big enough to defend themselves from vermin. One gander will serve five geese.

If you would fatten green geese, you must shut them up when they are about a month old, and they will be fat in about a month more. Be sure to let them have always by them in a small rack some fine hay, which will much hasten their fattening. But for fattening of older geese, it is commonly done when they are about six months old, in or after harvest, when they have been in the stubble fields, from which food some kill them, which is a good way; but those who have a mind to have them very fat, shut them up for a fortnight or three weeks; and feed them with oats, splitted beans, barley meal, or ground malt mixed with milk, the best thing to fatten them with being malt mixed with beer. But in fattening of all water fowl you may observe, that they usually sit with their bills on their rumps, where they suck out most of their moisture and fatness, at a small bunch of feathers, which you will find standing upright on their rumps, and always moist, with which they trim their feathers, which makes them oily and slippery more than other fowls feathers are, that the water may slip off them, which, if cut away close, will make them fat in less time, and with less meat than otherwise. Geese will likewise feed on and fatten well with carrots, cut small, and given them; or if you give them rye before or about *Midsummer*, it will strengthen them, and keep them in health, that being commonly their sickly time.

In some countries they shear the geese for their feathers, and some pull them twice a year; but this latter way is more injurious to them, and therefore it is better staying till moulting time, or till their death for their feathers.

### T U R K I E S.

Turkies are fowls that prosper very well in open countries, where there is not much

shelter to harbour vermin to destroy them; for they are naturally inclined to ramble. The hens likewise are so negligent of their young, that whilst they have one to follow them, they never take any care of the rest; and therefore there must be a great deal of care taken of them while they are young, to watch them, and to keep them warm, they being a bird that cannot bear the cold. But some, where they have a conveniency of a small cover near the house, let them take their liberty, and seek their own nests; but it is only in some particular places that they do well with such management. I knew a gentleman that had a hen turkey of the wild kind from *Virginia*, of which, and an *English* cock, he raised a very fine breed, that bred wild in the fields, and always became tame when grown up; they were a very hardy breed, and much larger than ours, and reared their young ones without any care or trouble, breeding much better than our *English*.

If you keep them with corn, they are very great feeders, and will devour a great deal; but if left to their liberty when grown up, they will get their own living, without either trouble or charges, by feeding on herbs, seeds, &c.

Turkies being very apt to straggle, will often be laying their eggs in secret places, and therefore the common sort of them must be often watched, and made to lay at home. They begin to lay in *March*, and will sit in *April*. Eleven or thirteen eggs are the most they sit on. They hatch in between twenty-five and thirty days; and when they have hatched their brood, you must be careful to keep the young ones warm, for the least cold kills them. Feed them either with curds, or green fresh cheese cut in small pieces. Let their drink be new milk, or milk and water. Some give them oatmeal and milk boiled thick together, into which they put wormwood chopped small, and sometimes eggs boiled hard, and cut in little pieces. You must feed them often, for the hen will not take much care of them, and when they have got some strength, feed them abroad in a close walled place, where they cannot stray;

you must not let them out till the dew is off the grass, taking care to have them in again before night, because the dew is very prejudicial to them.

For the fattening of turkies, sodden barley is very excellent, or sodden oats for the first fortnight, and for another fortnight cram them as you do capons. They are only to be crammed in a morning, which must be given to them warm, and let out all day, being sometimes fed with corn while out; because, being a fullen bird, they are apt else not to fat so kindly.

Their eggs are reckoned very wholesome, and a great restorer of nature.

**POUNCES**, the talons or claws of a bird of prey.

**PRESS UPON THE HAND**: a horse is said to resist, or press upon the hand, when either through the stiffness of his neck, or from an ardour to run too much a-head, he stretches his head against the horseman's hand, refuses the aid of the hand, and withstands the effects of the bridle.

To press or push a horse forwards, is to assist him with the calves of your legs, or to spur him to make him go on.

To **PRICK**, OR **PINCH**, is to give a horse a gentle touch of the spur, without clapping them hard to him.

Prick with the right; pinch with the left: pinch with both.

To **PRICK**, OR **PINCH**, is an aid; but to bear hard with the spur, is correction.

**PRICKING OF A HORSE'S FOOT**, is the hurt received by a nail drove too far into the foot, so as to reach the quick, or press the vein in the horse's foot when he is shod.

**PRICKER**, [Hunting-term] a hunter on horseback.

**PRICKET**, a spitter, or young male deer of two years old, that begins to put forth the head.

**PRICKING** [with Sportsmen] the footing of an hare when she beats on the hard heath way, and her footing can be perceived.

**PRICKT**, otherwise called **ACCLOYED**, **CLOYED**, OR **RETRAIT**, &c. in respect to horses, signifies only the having a prick by

the negligence of the farrier in driving the nails, by their weakness, ill pointing or breaking them, which if not presently taken out, will, in time, break out into a foul sore: you may discern it by the horse's going lame; but if you would know it more certainly, pinch him round the hoof with a pair of pincers, and when you come to the place aggrieved he will shrink in his foot; or else you may try where he is pricked by throwing water on his hoof, for that place where he is hurt will be sooner dry than the rest.

**PUNCH**, a well-set, well-knit horse, is short backed, and thick shouldered, with a broad neck, and well lined with flesh.

**PURLIEU**, all that ground near any forest, which being antiently made forest, is afterwards, by perambulations, separated again from the same, and freed from that servitude which was formerly laid upon it.

**PURLIEU-MAN**, one that has land within the purlieu, and forty shillings a year freehold; upon which account he is allowed to hunt or course in his own purlieu, with certain limitations.

**PURSE-NET**, a net used for taking both hares and rabbits, at certain times, and three or four dozen of them are sufficient to lay over their holes: they are to be fastened, by tying strings to sticks thrust into the earth, otherwise when the rabbits bolt out, they will run away and get out of the nets; but when the nets are fixed, and all things in order, there must be one or two to lie close, to see what game comes home, while in the mean time you beat the bushes, to force them homewards.

Another way to take rabbits with these nets, is at their coming out of their par-races: and they should be secreted in this manner.

First hunt them up and down, to force them all in, then put in a ferret with a bell about her neck, which gives the rabbit notice of her coming, who endeavouring to avoid her, will bolt out into the purse-net, from whence you must immediately take the purse-net before the ferret seize her; and when the ferret comes out of the bur-rows,



rows, put her in again; but remember to cope her mouth, that is, tie her chaps with fine packthread, which will hinder her from seizing the rabbit and sucking her blood.

**PURSINESS IN HORSES**, is a shortness of breath, either natural or accidental. The natural is when the horse is cock throppled; for that his thropple or wind-pipe being so long, he is not able to draw his breath in and out with so much ease as other horses do which are loose throppled, because the wind-pipe being too freight, that should convey the breath to the lungs, and vent it again at the nose, makes him pant and fetch his breath short; and in like manner when his pipe is filled with too much fat, or other stegmatic stuff, which suffocates him, and makes his lungs labour the more.

Pursiness accidental is sometimes caused by a horse's being hard ridden after a full stomach, or presently after drinking, which causes phlegmatic humours to distil out of the head into the wind-pipe, and so fall upon the lungs, where they settle and congeal.

It also proceeds from heats and colds, &c. causes dullness and heaviness in travelling, makes him sweat much, and ready to fall down upon every strain.

For the cure: pound anniseeds, liquorice, and sugar-candy, to a fine powder, and put four spoonfuls into a pint of white-wine; brew them well, and mix with them half a pint of sallad oil. Give this to the horse ever after a travel, and a day before he sets out on a journey.

**PUT**; it is used for the breaking or managing of a horse; as, *Put your horse to corvets, put him upon caprioles.*

*To put a horse upon his haunches*, is to make him bend them in galloping in the manage, or upon a stop. See **HAUNCHES**.

*To put a horse to the walk, trot, or gallop*, is to make him walk, trot, or gallop.

**PUT OVER** [in Falconry] used of a hawk, when she removes the meat from her gorge into her bowels, by traversing with her body, but chiefly with her neck.

**PUTTOCK**, a kind of long winged kite, a bird of prey.

**PYE-BALD HORSE**, is one that has white spots upon a coat of another colour.

Thus there are pye-bald bays, pye-bald sorrels, and pye-bald blacks, and so of the rest.

**PYROET**; [in Horsemanship] some are of one tread or pite, some of two.

Those of one tread are otherwise called, *Pirouettes de la tete a la queue*, which are intricate and very narrow turns made by the horse upon one tread, and almost in one time, in such a manner, that his head is placed where his tail was, without putting out his haunches.

To make horses take this pyroet with more facility, they use in the manage to put them to five or six of them all running, without stirring off the spot.

In duels they are of use to gain the enemy's croupe.

Pyroets of two pites or treads, are turns of two treads upon a small compass of ground, almost of the length of the horse.

**QUAIL**, a small bird with speckled feathers, and one of those we call passengers, dwelling in corn fields, or meadows. Quails begin to sing in *April*; they make their nests on the ground, and sit in the month of *May*, at which time you must not disturb them: you may know the hen by her slender neck, and that she is not black under the chin, but of the colour of baked earth, and so up to the head, her breast and belly are almost white, her back and wings of a dark yellow colour; but the head, neck, back, tail, and wings of the cock, are almost black; his beak is also black, and feet shining.

Quails are to be taken by calls, while they are in their wooing-time, which is from *April* till *August*; the quail will call at sun-rising, about nine o'clock, about twelve, about three in the afternoon, and at sun-set. The notes of the cock differ much from the hen, so that you must be expert in both, if you intend to do any good in taking them; and when you hear the cock call, answer in the hen's note; and so on the contrary, answer the hen in the cock's note, and

they will both come to you, that you may cast your net over and take them.

If it be a single cock-quail, he will come at the first call, but if he has a hen with him, he will not forsake her: sometimes you shall only hear one to answer your call, yet three or four will come to your net, so that you need not make too much haste when you find one entangled, for some more may be taken in a short time.

Quails are neat cleanly birds, and will not run much into dews or wet places, but chuse rather to fly, that they may not dirty themselves; you must therefore at such times place yourself as near your nets as possible, and if by accident the quail passes by one end of the net, lie close for some time, and let her go a little way; then gently removing yourself on the other side of the net, call her back again, and she will soon come to your net.

The form of the calls, and how to make them, are described *Plate XII. viz.* the first A, is made of a small leather purse, about two fingers wide, and four long, in shape much like a pear; it must be stuffed half full of horse-hair; they place in the end a small whistle or device, marked C, made of a bone of a cat's, hare's, or coney's leg, or rather of the wing of an old hern, which must be about three fingers long, and the end C, must be formed like a flagelet, with a little soft wax; put also in a little to close up the end B, which open a little with a pin, to cause it to give the clearer and more distinct sound: fasten this pipe in your purse, and then to make it speak, hold it full in the palm of your left-hand, putting one of your fingers over the top of the wax; you must shake on the place marked A, with the hinder part of your right thumb, and so imitate the call of the hen-quail.

The form of the other quail-call, described *Plate XII. fig. 2.* must be four fingers long, and above an inch thick, made of a piece of wire turned round, as if it were curled; it must be covered over with leather, and one end thereof closed up with a piece of flat wood, marked 2; about the middle you must have a small thread, or

leather strap 7, wherewith you may hold it, so as to use it with one hand; and at the other end, place just such a pipe as is described before in making up the first call.

Now for the calling with it, hold the strap or piece of leather with your left-hand, close by the piece of wood marked 2, and with your right-hand hold the pipe, just where it is joined to the flagelet, marked 3, and make the same noise as the hen does when she calls the cock.

The net commonly used, is called a hal-lier, or bramble-net, which is managed as in the following figure.

If you know where the cock is alone, get within fifteen paces: suppose the pricked lines, marked with the letters, A, B, C, D, E, F, G, H, were the borders of the corn-field, and that the quail should be at the letter P, spread your net on the top of the ridge adjoining to the corn, and pitch your hal-lier, and so the bird running cross the corn, may get into the net without perceiving it; then draw back into the bottom of the third or fourth line O, where you must stoop and hide yourself over-against the middle of the net, in order to call the quail.

QUARTER; to work from quarter to quarter, is to ride a horse three times in end, upon the first of the four lines of a square; then changing your hand, and riding him three times upon a second; at the third line changing your hand, and so passing to the third and fourth, observing the same order.

*A False QUARTER*, is when the hoof has a kind of cleft occasioned by a horse's casting his quarter, and getting a new one, for then the horn beginning to grow, is uneven and ugly, as also bigger and softer than the rest of the hoof; and such feet should be shod with half panton shoes; but if the cleft be considerable, and take up a quarter part of the hoof, the horse will not be serviceable, and is not worth buying.

QUARTER BEHIND, is when a horse has the quarters of his hind-feet strong; that is to say, the horn thick, and so capable of admitting a good gripe by the nails.

When a horse's quarters or feet are wasted and shrunk: For the cure: raze the whole foot



Foot with a red hot knife, making large wazes of the depth of a crown piece, from the hair to the shoe; and, avoiding the coronet, then apply a proper poultice, and charge the foot with a *remolade*. See REMOLADE POULTICE for the hoof-bound.

QUARTERS OF A SADDLE, are the pieces of leather, or stuff, made fast to the lower part of the sides of the saddle, and hanging down below the saddle.

QUARTERS OF A HORSE, fore-quarters, and hind-quarters; the fore-quarters are the shoulders and the fore-legs; the hind-quarters, are the hips and the legs behind.

QUARTERS OF A HORSE'S FOOT, are the sides of the coffin, comprehended between the toe and the heel on one side, and the other of the foot: the inner-quarters are those opposite to one another, facing from one foot to the other; those are always weaker than the outside quarters, which lie on the external sides of the coffin.

QUARTER-CAST; a horse is said to cast his quarters, when, for any disorder in his coffin, we are obliged to cut one of the quarters off the hoof, and when the hoof is thus cut, it grows and comes on a-new.

QUITTER-BONE, a hard round swelling upon the coronet, between a horse's heel and the quarter, which most commonly grows on the inside of the foot.

It is contracted many ways, sometimes by gravel underneath the shoe, and sometimes by some bruise, stub, prick of a nail, or the like, which being neglected, will imposthume, and break out about the hoof: now and then it comes from evil humours, which descend down to that part.

QUITTER, the matter of an ulcer or sore.

**R**ABBETS. The rabbit or coney is an animal about the bigness of an ordinary cat, who hides herself in the woods, or makes burrows in the ground, to retire into for safety: she has long ears, and a short tail, but well covered with wool, and is mostly of a grey and white colour. The young ones are called sucking-rabbits. There are two sorts, viz. the wild, and the

tame; those that are wild are bred in warrens, and are smaller and redder, have naturally more active bodies, are more shy and watchful, and their flesh is more delicious, from the air of liberty wherein they breathe, and are not so melancholic: but the tame ones are quite contrary; yet, they make use of them in some places, to supply their warrens; and there, in process of time, coming to be divested of their heavy nature, become more and more active than before.

The rabbit begins to breed at six months old, bears at least seven times a year; she carries her young in her belly thirty days, if she litters in the month of *March*, and as soon as she has kindled, goes to buck again, but it is better not for the space of two or three weeks. Tame rabbits, above all other beasts, delight in imprisonment and solitariness; they are violently hot in the act of generation, performing it with such vigour and excess, that they swoon, and lie in trances a good while after the act.

The males being given too much to cruelty, kill all the young ones they can come at, therefore the females, after they have kindled, hide them, and close up the holes in such manner, that the buck may not find them: they increase wonderfully, bringing forth every six weeks, therefore when kept tame in huts, they must be watched, and as soon as they have kindled, may be put to the buck, for they will otherwise mourn, and hardly bring up their young.

The huts in which tame rabbits are to be kept, should be made of thin wainscot boards, some about two feet square, and one foot high, which square must be divided into two rooms, one with open windows of wire, through which the rabbit may feed; and a less room without light, wherein she may lodge and kindle; and a trough, wherein to put meat and other necessaries for her, before the light one; and thus you may make box upon box, in divers stories, keeping the bucks by themselves, as also the does, unless it be such as have not bred, with which you may let the buck lodge. Further, when a doe has kindled one nest,

and then kindled another, the first must be taken from her, and be put amongst rabbits of their own age, provided the boxes be not pestered, but that they have ease and liberty.

For the choice of tame rich conies, it needs not to look to their shape, but to their richness; only that the bucks must be the largest and richest you can get; and that skin is esteemed the best, that has the equallest mixture of black and white hair together, yet the black should rather shadow the white: a black skin with a few silver hairs, being much richer than a white skin with a few black ones.

As to the profit of tame rich conies, every one that is killed in season, that is, from *Martinmas* till after *Candlemas*, is worth five others, being much better and larger; and when another skin is worth two-pence, or three-pence at the most, these are worth a shilling or upwards. Again, the increase is more; the tame ones, at one kennelling, bringing forth more than the wild do; besides, they are always ready at hand for the dish, winter and summer, without the charge of nets, ferrets, &c. and their skins always paying their keeper's expence, with interest.

The best food for your tame conies, is the sweetest, shortest, and best hay you can get; one load will feed two hundred couple a year, and out of the stock of two hundred, may be spent in the house as many as are sold in the market, and yet a good stock maintained to answer all casualties. The hay must be put to them in little cloven sticks, that they may with ease reach and pull it out of the same, but so as not to scatter or waste any; sweet oats, and water, should be put for them in the troughs under the boxes: and this should be their ordinary and constant food, all other being to be used physically; you may, twice or three times in a fortnight, to cool their bodies, give them mallows, clover-grass, four docks, blades of corn, cabbage, or colewort leaves, and the like, all which both cools and nourishes exceedingly; but sweet grain should be seldom used, since nothing rots them sooner. Great care must be had, that when

any grass is cut for them where are weeds, that there is no hemlock amongst it, for though they will eat it greedily, yet it is present poison to them. Their huts also must be kept sweet and clean every day, for their piss and ordure is of so strong and violent a savour, as will annoy them.

The infirmities to which tame conies are subject, are the rot; which comes by giving them green meat, or gathering greens for them, and giving them to them with the dew on; therefore let them have it but seldom, and then the dryness of the hay will even dry up the moisture, knit them, and keep them sound.

There is a certain rage of madness, engendered from corrupt blood, springing from the rankness of their keeping, and which is known by their wallowing and tumbling with their heels upwards, and leaping in their huts; to cure which, give them tare thistle to eat.

Wild rabbits do great damage to vineyards, and all sorts of corn, their teeth sparing nothing that they come near; and in such countries as abound with vineyards, they will eat the young shoots as soon as they begin to appear, and will do them so much damage, that it will endanger their ruin without some proper remedy; to prevent which, take some very small sticks of willow, well dried, dip one end of them into some melted brimstone, and stick the other into the ground; let them be about a fathom distant from each other, and set fire to them; and this will prevent the rabbits (who hate the smell) from entering into any vineyard, on the side of which those sticks are set: the smell will last four or five days, at the expiration of which you must renew it, and so a third time, insomuch, that in about sixteen days, the shoots of the vine will be so strong as not to be in danger of the insults of these animals.

The ways of taking these creatures are various, particularly such as stray from their burrows may be taken with small greyhounds, or mungrels, bred up for that purpose; their places of hunting are among bushes, hedges, corn-fields, and fresh pastures;



tures; and though you should miss killing them, yet they are thereby drove back to their burrows, over whose holes you may lay purse-nets, and then put in a ferret close-muffled, which will quickly make them bolt out again to the net, and so are caught.

The ferret sometimes finds a rabbit asleep, which she surprizes and kills, sucks her blood, lies upon her, and sleeps there; in which case you are obliged either to kill her, or wait till she awakes, which will be often five or six hours; and therefore you must fire five or six times into the hole to awake her, upon which she will come out; but you must always let her sleep an hour before you fire, or else the noise will signify nothing.

When you take any of the does, you must turn them loose, that you may not depopulate your warrens, and slit their ears, that they may not be killed by others, who sometimes lie in wait to shoot them.

To force rabbits out of their burrows without a ferret, take some powder of orpine and brimstone, old shoes, parchment, or cloth, and burn them at the mouth of the burrow, upon that side which the wind blows, and spread your purse-net under the wind. Some put a crab or two into the holes, which will force them out.

Nets to take rabbits and hares; these nets must be made in the same manner as halliers, wherewith they take partridges. You have, represented in *Plate VII*, two simple nets, made of meshes lozenge-wise; you may make them of square ones: the mesh should be an inch and half broad, made of good strong thread, and treble twisted: but if you would make meshes lozenge-wise, you must allow four and twenty, and three fathom in length, and let them be well verged with long twisted thread, and of a brown colour.

But the net with square meshes will do better, in which case they allow five feet in breadth or height, and three or four fathom in length, according to the place; and in this no verging is required.

The first of these nets are to be placed in any path or tract, in any coppice or furrow; for rabbit and hares always follow the most easy and beaten path: you must take notice

how the wind fits, that you may so set the net, that the creature and wind may come together; if the wind be side-ways, it may do well enough, but never if the wind blows over the net into the creature's face, for he will scent both it and you at a great distance, especially a hare. Suppose A, B, to be the foot-path by which the game use to pass, take three or four itaves, C, C, C, each four feet long, and about the thickness of one's thumb, sharpened at the greater end, and a little crooked at the smaller; stick them in the ground, somewhat sloping, as if so forced by the wind, in a strait line, and at equal distances from each other; these must only hold the net from falling, but in a very slight manner, that if the game run against it, it may easily fall down, and so entangle him. Be sure to hide yourself in some ditch or bush, or behind some tree, as at D, for should you be perceived, your expectation will be frustrated; nor should you walk in the path-way by which you expect the game to come, for it will have some imperfect scent of you: when you perceive the game to be past you, fire a shot, flinging your hat at them, which will put them into such a surprize, that they will spring on, and run just into the net; so you must be nimble to take them, lest they break out and make their escape: yet this is not so good in windy, as in calm weather.

The second net is more used, and indeed more certain, but also more embarrassing than the former. This net must be placed in the same manner as the former, in respect to the way and wind: observe, the lines A, B, and C, D, denote the extremities of the path, and having two sticks K, L, M, N, each about four feet long, and three times as thick as one's thumb, they must be cut exactly smooth at each end; and when you are upon the place, take the two ends of the packthreads which are on the same side with the net, tie them together to the stock of some tree, or a stake, within a foot and a half of the ground, but on the outside of the path, as at the letter H. Do the same on the other side at I, and let the packthreads be so loose in the middle, that they may

may bear the sticks between them, which you are to adjust in the following manner:

Take the stick K, L, and put it on the edge of the way, at the cord or packthread, L, which is at the bottom of the net; the other cord must be placed on the top of the stick at K, then go along behind the net, supporting it with your hand, and place your second stick M, N, just as you did the first; you should endeavour to let your net lean a little towards the way by which you expect your game to come, for the game running fiercely against the net, will force the sticks to give way, and so the net falls upon him.

These two nets are as useful for the taking wolves, foxes, badgers, and pole-cats, as conies and hares; but the following is only fit for the two last.

This net is not so troublesome as either of the former, only it may be farther discerned; nevertheless it is excellent for rabbits, in such foot-paths where you have sometimes three or four couple running after one another, all which may be taken at once, for it does not fall like the two former.

You may observe what has been mentioned before, that the pointed lines, marked A, B, C, D, denote always the edges of the way; stick one of your sticks at the letter E, and another in the middle F, and so do by the rest; when the passage is quite shut up, withdraw to some bush, or in some tree, as aforesaid; but you must keep at a greater distance from this net than the other.

The right time to set these nets, is at break of day, until half an hour before sun-rising: and from about half an hour before sun-set, till dark night.

RACE-HORSE, should be somewhat long-bodied, nervous, of great mettle, very swift, and sensible of the spurs; he should also be tractable, and no ways restive or skittish; his head should be small and slender, with wide nostrils, and a large thropple.

He should be of an *English* breed, or a *barb* of a little size, with a pretty large reach, his legs somewhat small, but the back sinews at a good distance from the bone; short jointed, and neat shaped feet,

for large feet are not at all fit for this exercise.

He should be at least six years old; no horse under that age having sufficient strength for a six mile course, without running the hazard of being over-strained.

The next thing to be considered, is the limitation of time for preparing a horse for a match; which is generally agreed by judicious horsemen, that (unless the match be for an extraordinary sum) two months is sufficient; but in this proper regard is to be had to the state of the horse's body.

If he be very fat, foul, or taken from grafs.

If he be extremely lean and poor.

If he be in good case, and has had moderate exercise.

For the first, you must take two months at least, to bring him into order, for he will require much airing, great carefulness in heating, and discretion in scouring.

For the horse that is very poor, get as long time as you can, and let his airings be moderate, and not before or after sun-setting, feeding him liberally, but not so as to cloy him.

As for the horse that is in good case, and which has moderate exercise, a month or six weeks may be sufficient.

You are also to consider his particular constitution; if he be fat, and foul, yet of a free and wasting nature, apt quickly to consume and lose his flesh; in this case you are not to have so strict a hand, neither can he endure so violent exercise as if he were of a hardy disposition, and would feed and be fat upon all meats and exercises.

Again, if he be in extreme poverty, and yet by nature very hardy, and apt soon to recover his flesh, and to hold it long; then by no means should you have too tender a hand, nor forbear that exercise you would give a horse of a nicer constitution, weak stomach, and free spirit.

As for the ordering a horse for a race, See HUNTING-HORSE, MATCH, &c.

RACK, a wooden frame made to hold hay or fodder for cattle.

RACK, a pace in which a horse neither trots



trots nor ambles, but shuffles as it were between.

The racking-pace is indeed much the same as the amble, only it is a swifter time and shorter tread.

**RAFFLE-NET**, an implement to catch fish with both by night and day; but tho' the way of making this net, is touched under the Article *Net-making*, yet it will not be amiss to give you the form of it. See *Plate XIII*.

Now as to it's use: you must be provided with five or six poles of fallow, or such like wood, which is strong withal, and each of nine or ten feet long, but more or less, according to the depth of the water; sharpen them at the great end, the better to fix them into the ground at the bottom of the water: you must also have a paring-knife, in order to cut away all the weeds, roots, stumps, boughs, or the like, which are in or near the places where you design to pitch your net, for they must be removed out of the way.

Fasten one of your poles at either end of the net, at either of the two wings; *viz.* the cord below where the lead is, unto the bigger end of the pole; and the upper cord where the cork is, to the smaller end of the pole; then in case you have no bait, contrive to get some man on the opposite side of the river, with a cord in his hand, one end whereof must be fastened to one of the poles, which are fixed to the net, according to this figure of the pole.

The man having drawn over that wing, must force the great end A of the pole in the said net, into the ground, at the bottom of the water C; the like must be done with the other pole of the said net, marked Z b, on the said water, just over-against the former.

Then he must throw over one end of the cord, which fasten to the wing of the said net y C, when it is drawn over, you must go along the whole length of the net. Your poles being ready fastened at the two former, and straining the cords of your net indifferent stiff, drive the two latter poles into the ground, as you did the two first. Be

sure all be well and strongly done, that the current may not force away your supporters; then with the said long pole, you may spread the grafs you before pared away, all over the net, as well to secure it from the sight of thieves, as to give a shade to the fish, for they covet shade, especially in hot weather. The cord N, O, is your lock and key, for by it you are sure no fish can escape that are in your net, you must therefore be careful to hide it: you may let the net stand a day and a night, and if the place be well stored with fish, you will hardly miss them. But if you design to fish only by day, and not to let the net lie in the water, then after the net is planted, let a couple of men beat up and down with long poles, taking a good circumference, and beating towards it about the sides of the water, every now and then thrusting their poles into the bottom of the water; and when you are minded to draw, be sure in the first place to strain in the lock and key N, O, and then having a cord at each wing of the net, from the other side draw them both at once gently towards you, and when they are near at hand, make what haste you can; and thus you may make several sets in one day.

There is a tripple, or counter-mesh net, called by some a raffle, wherewith they also catch birds.

**RAG**, } a company or herd of young  
**RAKE**, } colts.

**RAGGED HAWK**, a hawk that has his feathers broken.

**RAGOT**, is a horse that has short legs, a broad croupe, and a strong thick body, differs from a gouffaut in this, that the latter has more shoulders, and a thicker neck.

**RAILS**, **QUAILS**, **MOOR-POUTS**, &c. are very good flights for hawks.

Their haunts are much the same with those of the partridge, only the quail loves the wheat-fields most; the moor-pout the heath and forest-grounds; and the rails love the long high grafs, where they may lie obscure.

The way of finding them is like that of partridge, by the eye and ear, and haunt; but the chief way of all to find them out,

is the call or pipe, to which they listen with such earnestness that you can no sooner imitate their notes but they will answer them, and pursue the call with such greediness, that they will play and skip about you, nay, run over you, especially the quail.

The notes of the male and female differ very much, and therefore you must have them both at your command; and when you hear the male call, you must answer in the note of the female; and when you hear the female call, you must answer in that of the male; and thus you will not fail to have them both come to you, who will approach and listen till the net is cast over them.

The way of taking these birds, is the same with that of the partridge, and they may be taken with nets or lime; either bush, or rod, or engine, which you must stalk with; or by a setting-dog.

RAISE; to raise a horse upon corvets, upon caprioles, upon pesades, is to make him work at corverts, caprioles, or pesades. Sometimes we say, raise the fore-hand of your horse.

Raise is likewise used for placing a horse's head right, and making him carry well; and hindering him from carrying low, or arming himself.

RAISED IN FLESH, [with Falconers] a term used of an hawk when she grows fat or prospers.

RAISING, [with Horsemen] is one of the three actions of a horse's legs, the other two being the stay, and the tread, which see in their proper places: the raising, or lifting up his leg, is good, if he perform it hardily, and with ease, not crossing his legs nor carrying his feet too much out or in: and that he also bend his knees as much as is needful.

RAISTY } a term used in respect of a  
RESTIVE } horse, when he will go nei-  
ther backwards nor forwards.

RAKE; a horse rakes, when being shoulder splait, or having strained his four quarters, he goes so lame, that he drags one of his fore-legs in a semicircle, which is more apparent when he trots than when he paces.

RAKE OF COLTS. See RAG.

To RAKE A HORSE, is to draw his ordure with one hand out of his fundament, when he is costive, or cannot dung; in doing this the hand is to be anointed with sallad oil, butter, or hogs greafe.

RAKEE, [in Falconry] a term applied to a hawk that flies out too far from the fowl.

RAMAGE, boughs or branches of trees.

RAMAGE HAWK OR FALCON, is one that is wild and coy, as having been long amidst the boughs, preying for itself. All falcons retain this name when they have left the aery; being so called in *May, June, July, and August*. These are very rarely reclaimed.

If a falconer chance to recover a ramage hawk that was never handled before, let him immediately feel her, and at that instant put on her jelles, made of soft leather, at the end of which fix two varvels, the one to bear your coat of arms, and the other your name, that if she chance to be lost, they who take her up may know where to return her; put her on also a pair of bells, with two proper bewets.

Having furnished her as before directed, begin the manning her by gentle handling.

To avoid the danger of her beak, provide yourself with a smooth stick, about half a foot in length, with which you must stroke your hawk about the pinions of her wings, and so downwards athwart her train.

If she offer to snap at the stick, withdraw not your hands, but let her bite thereon, the hardness of which will soon cure her of that trick.

If you would man her well, you must watch her all the night, keeping her continually on your fist.

You must teach her to feed seeled, and having a large and easy ruster hood, you must hood and unhood her often, seeled as she is, handling her gently about the head, coying her often, to the intent she may not be displeas'd at her keeper.

Let her plume and tire sometimes upon a wing on your fist, keeping her so day and night,



night, without perching, until she is weary, and will suffer you to hood her without stirring.

If the hawk be so ramage, that she will not leave snapping or biting, then take a little aloes succotrina, and when she offers to snap, give it her to bite, and the bitterness of this will soon make her leave that ill quality: and some say garlic will do the like, the strong scent thereof being equally offensive.

**RAMINGUE**; a horse called in *French*, ramingue, is a restive sort of horse, that resists the spurs, or cleaves to the spurs, that is, defends himself with malice against the spurs, sometimes doubles the reins, and frequently yerks, to favour his disobedience.

**RANGER**, a sworn officer of a forest or park, whose business it is to walk daily thro' his charge, to drive back the wild beasts out of the purlieus, or disforested places, into forested lands, and to present all trespasses done in his bailiwick, at the next court held for the forest.

**RANGIFER**, a kind of stag, so called from his lofty horns, resembling the branches of trees: the blood of this beast is accounted an excellent remedy for the scurvy, and his hoofs are esteemed good for the cramp.

**RANGLE** [in Falconry] is when gravel is given to a hawk to bring her to her sto-mach.

**RASE**; to rase, or glance upon the ground, is to gallop near the ground, as our *English* horses do.

To **RATTLE** [with Sportsmen] a term used of a goat, who is said to rattle, when it cries or makes a noise through desire of copulation.

**RATTLING IN THE SHEATH**; a term used of a horse when he makes a noise in the skinny part of his yard.

**RATS-TAILS**, a most venomous disease in horses, not unlike scratches, proceeding sometimes from too much rest, and the keeper's negligence in not rubbing and dressing them well: also by reason of good keeping, without exercise, the blood

corrupting in his body, falls down into his legs, which causes the distemper.

These rat-tails come upon the back sinews, and may be known by the part being without hair, from two or three fingers breadth below the ham to the very pastern-joint; they are sometimes dry and sometimes moist, but always accompanied with crusts and hard callosities, more raised than the rest of the leg; when moist they send forth a sharp humour.

Coach-horses of a large size, that have their legs charged with flesh, hair, &c. are most subject to this, and such like infirmities, which seldom happen to middle-sized horses.

The cure: ride the horse well till he be warm, which will make the veins swell and appear better: afterwards bleed him well on the fetlock veins, on both sides, and next day wash the sores with warm water, and then clip away all the hair about it, and anoint the part aggrieved with the following ointment.

Take green copperas and verdigrease, of each four ounces, of common honey, half a pound; reduce the copperas and verdigrease to a fine powder, and work them up with the honey to a due consistence; use this ointment till the sore be healed. Or, take a quarter of a pound of flanders oil of bays, a quarter of an ounce of oil of turpentine, and six drachms of quicksilver, mix the quicksilver and oil of turpentine well together, and then add the oil of bays, and stir all together till you cannot discover any of the particles of the quicksilver; with which anoint the horse's legs twice a day; and when he comes from exercise let his legs be well washed with soap and warm water and wiped dry.

**RAT-TAIL**; a horse is so called when he has no hair upon his tail.

**RAZE**; a horse razes, or has rased, that is, his corner teeth cease to be hollow, so that the cavity where the black mark was, is now filled up, the tooth is even, smooth, and rased, or shaved as it were, and the mark disappears.

**RE-AFFORESTED**, is where a forest has been disafforested, and again made forest,

as the forest of *Dean* was by an Act of Parliament, in the 20th of King *Charles II.*

**REARING AN END** [in Horsemanship] is when a horse rises so high before, as to endanger his coming over upon his rider; in that case you must give him the bridle, and leaning forwards with your whole weight, give him both your spurs as he is falling down, but spur him not as he is rising, for that may cause him to come over upon you.

*To RECHASE*, [among Hunters] is to make homewards, to drive through the place where the game was first roused or started.

**RECHASING**, driving back the deer, or other beasts, into the forests, chaces, &c. from whence they had strayed.

**RECHEAT**, a certain lesson which hunters wind upon the horn, when the hounds have lost their game, to call them back from pursuing a counter scent.

*To RECLAIM* [in Falconry] a partridge is said to reclaim, when she calls back her young ones, upon their being scattered too much from her.

*To RECLAIM A HAWK*, is to tame or make her gentle and familiar.

*To REDRESS A STAG*, [Hunting term] is to put him off his changes.

**RED-SHANK**, a bird that has red legs and feet.

**RED-START**, a bird so named from its red tail, the word *Stert* in *Saxon*, signifying a tail. This bird is of a very fullen temper, for if taken old, and not out of the nest, he is very hard to be tamed, and will be so vexed sometimes as is hardly credible; it is a fore-runner of the nightingale, and comes four or five times before he is generally heard, being of a chearful spirit abroad, and having a very pretty melodious kind of whistling song: the cock is very fair, beautifully coloured and exceeding pleasant to the eye; they breed thrice a year, viz. the latter end of *April*, in *May*, and toward the latter end of *June*; this being their ordinary course, except some body spoil or touch their eggs, and then they may come later. They commonly build in holes of hollow trees, or under house-eyes, and make their

nests with all sorts of things, such as dry grass, small roots of herbs, and leaves, horse-hair, and wool, and such as the place affords them. It is one of the shyest of birds, for if she perceives you to mind her when she is building, she will forsake it, and if you touch an egg, she never comes to her nest any more, for you can scarce go to it but she'll immediately spy you, and if she should chance to have young ones, she will either starve them, or break their necks by throwing them over the nest; but if you bring them up young, they change their tempers, and become tame and familiar to the keeper; they must be taken out of the nest at about ten days old, for if left there too long, they are apt to learn some of the old bird's temper, and be very fullen; they are fed with sheep's heart and egg, minced very small, and given at the end of a stick when they gape, about the quantity of three white peas; for if you clog their stomachs, they will presently cast their meat, and die in a short time. When you perceive them to eat off the meat from the stick, cage them up, putting their meat into a pan, and about the sides of the cage, not ceasing, tho' they feed themselves, to give them a bit or two three or four times a day, for they will hardly eat their fill for a long time, when they begin to feed alone. But when you have used your bird to eat five or six days without feeding, give him some paste, and you'll find him delight much therein: he may be kept in what cage you please, only let him be kept warm in the winter, and he will sing in the night as well as the day.

**REGARD**, has a special signification, when it is used in matters of forest, of which Mr. *Manwood* speaks, *That the Eyre General Sessions of the forest, or Justice-Seat, is to be kept every third year, and of necessity, the Regarder of the forest must first make his regard, or view, which is to be done by the King's writ; and that Regarder is to go through the whole forest, and every bailiwick, to see and enquire of the trespasses therein.*

**REGARD OF THE FOREST**, is also taken for that ground which is a part or parcel thereof.



**REGARDER**, is an officer of the King's forest, who is sworn to oversee or make the regard of it; as also to view and enquire of all offences or defaults, committed by the foresters, &c. within the forest; and of all the concealments of them, and whether all other officers do execute their respective offices or not.

**REINS**, two long slips of leather fastened on each side of a curb or snaffle, which the rider holds in his hand to keep his horse in subjection.

The Duke of *Newcastle* bestowed the name of reins upon two straps, or ropes of the cavesson, which he ordered to be made fast to the girths, or pommel of the saddle, with intent that the rider should pull them with his hand, in order to bend and supple the neck of the horse.

*False* **REIN**, is a lathe of leather passed sometimes through the arch of the banquet, to bend the horse's neck. The Duke of *Newcastle* disapproves the use of it, and says it slacks the curb and makes the bit no more than a trench that has no curb.

**REINS, OR KIDNIES OF A HORSE**; a horse ought to have double reins, which is when he has them a little more elevated on each side of the back-bone, than upon it; the back ought to be strait, and not hollow, because such saddle-back'd horses, though they are generally light, and having their necks raised high, yet they seldom have much strength; and it is also difficult to fit the saddle that it do not gall them; besides, they have exceeding big bellies, which renders them very unsightly.

**RELAY**, [Hunting-term] the place where the dogs are set in readiness to be cast off when the game comes that way; also the kernel or cry of relay hounds: relays are also sometimes used for fresh horses, or the stage where they are kept.

**REMOLADE**, is a less compounded honey charge for horses. To prepare it, take three pints of lees of wine, half a pound of hog's grease, boil them together for half an hour till they be well incorporated one with another; add black honey, pitch, *Burgundy* pitch pounded, common turpentine, of each

half a pound; stir these with the other over the fire, till they are all melted and well mixt, then add bole-armoniac, or bole of *Blois*, of each a quarter of a pound; take the vessel off the fire, and stir it for a quarter of an hour longer. If the charge is not thick enough, it may be brought to a due consistence with a little wheat flour; and if it be too thick, it may be thinned with wine, or lees of wine.

If to this charge an ounce of quicksilver be added, it will be little inferior to the red honey charge, in removing old griefs of the shoulders, legs, swaying of the back, and such like infirmities.

You may first kill the quicksilver in a small quantity of turpentine, and then incorporate it by stirring it well with the other ingredients.

A *Remolade* for the hoof-bound: take a pound of *Burgundy* pitch, half a pound of common turpentine, a quarter of a pound of olive oil, and thicken it all with a sufficient quantity of wheat flour; charge the whole foot of the horse with this remolade lukewarm, after you have applied the following poultice.

Take two parts of sheep's dung, and one part of hen's dung, boil them with water and salt to the thickness of paste; in another pot boil as many mallows as is proper to make a mash, then add a convenient quantity of linseed, powdered, and boil it a little longer: afterwards pound them in a mortar with an eighth part of raw garlic, to a paste; incorporate this with the following poultice, adding a little oil of lillies, and make a poultice: to be applied very hot to the foot, and cover it with splents.

Renew the application five or six times, once in two days, ever observing to heat the following poultice, and to mix a little fresh with it.

A *Remolade* to dissolve kernels to the glanders before they come to an hardness: reduce half a pound of linseed to fine flour, and mix it with a quart of strong vinegar, and boil it over a clear, but gentle fire, stirring it continually till it begin to grow thick, and then add six ounces of oil of lilies.

Another *Remolade*: mix half a pound of wheat flour with white wine, to the consistence of gruel, and boil it over a gentle fire, stirring it without intermission till the whole is united; then having melted half a pound of *Burgundy* pitch, add half a pound of common turpentine, and incorporate all together: mix this with the gruel moderately hot, take the vessel off the fire, and add a pound of the oriental bole in powder, and make a charge.

This will bring down swellings in the legs, occasioned by blows, &c. This is to be applied hot, and repeated till the swelling be asswaged.

Another cheap *Remolade* for swellings in the legs, occasioned by blows: Chafe the part hard with strong brandy, and then charge the whole leg with common honey: renew the application once a day for six or seven days, washing the horse in a river or pond twice every day. See SWELLED LEGS.

Or, Take half a pint of good vinegar, mingled with half a pound of tallow, and an ounce of flour of brimstone; or a mixture of common bole, honey and water, for small swellings.

RENETTE, is an instrument of polished steel, with which they sound a prick in a horse's foot.

REPART, is to put a horse on, or make him part a second time.

REPOLON, is a demi-volt; the croupe is closed at five times.

The *Italians* are mightily fond of this sort of manage. In making a demi-volt, they ride their horses short, so as to embrace or take in less ground, and do not make way enough every time of the demi-volt.

The Duke of *Newcastle* does not approve of the repolons, alledging, that to make repolons, is to gallop a horse for half a mile, and then to turn aukwardly and make a false manage.

REPOSTE, is the vindictive motion of a horse, that answers the spur with a kick of his foot.

REPRISE, is a lesson repeated, or a manage recommenced; as, to give breath to a horse upon the four corners of the volt,

with only one reprise; that is, all with one breath.

RESTY, a resty horse, is a malicious unruly horse, that shrugs himself short, and will only go where he pleases.

RETAIN, is what we call hold in, speaking of mares that conceive and hold after covering.

RETRAITS, OR PRICKS; if a prick with a nail be neglected, it may occasion a very dangerous sore, and fester so into the flesh, that the foot cannot be saved without extreme difficulty, and therefore great care ought be taken to avoid such fatal consequences.

When a farrier in shoeing a horse, perceives that he complains and shrinks at every blow upon the nail, it should be immediately pulled out, and if the blood follow there is no danger, only he must not drive another nail in the same place; such an accident seldom makes a horse halt, and he may be ridden immediately after it.

When a horse halts immediately after he is shod, you may reasonably conclude, that some of the nails press the vein, or touch him in the quick.

To know where the grief lies, take up his lame foot, and knock with your shoeing hammer at the sound foot, (for some skittish horses will lift up their foot when you touch it, though it be not pricked) that you may be the better able to judge whether the horse be pricked when you touch the lame foot; then lift up the sound foot, and knock gently upon the top of the clenches on the lame foot; then lift up the others, and if you perceive that he shrinks in when you strike any of the nails, you may conclude him to be pricked in that place.

REVENUE, [in Hunting] a fleshy lump formed chiefly of a cluster of whitish worms on the heads of deer, supposed to occasion their casting their horns by gnawing them off the roots.

REVENUE, is also used for a new tail of a partridge, growing after the lap of a former; this is measured by fingers; and thus they say a partridge of two, three, or four fingers revenue.

RHEUM,



**RHEUM**, is a flowing down of humours from the head, upon the lower parts.

This distemper in horses proceeds from cold, which makes his teeth loose, and seem long by the shrinking up of his gums, which will spoil his feeding, so that the meat will lie in a lump in his jaws.

**RHEUMATIC EYES IN HORSES**, are caused by a flux of humours distilling from the brain, and sometimes by a blow; the signs are the continual watering of the eye, and his close shutting the lids, and sometimes attended with a little swelling.

In order for the cure of it, 1. mix common bole armoniac in powder, with vinegar, and the whites of two eggs, till it be reduced to a kind of paste; and apply it in the morning about the eye, for the compass of half an inch round, and bathe the eye with *aqua vita*: or,

Roast a new-laid egg hard, take off the shell, and cut it through the middle, and having taken out the yolk, put white vitriol, about the bigness of a nut, in the middle of it, then join the two halves of the egg, and wrap all in a piece of clean fine linen, infuse it in half a glass of rose-water, for the space of six hours, then throw away the soaked egg, and put eight or ten drops of the water into the eyes of the horse with a feather, morning and evening, and it will quickly compleat the cure.

**RIBS OF A HORSE**, should be circular and full, taking their compass from the very back-bone.

**RICHES**, [hunting term] a company of martens or fables.

*To RIDE*, is used for learning the manage.

**RIDGES, OR WRINKLES OF A HORSE'S MOUTH**, are the risings of the flesh in the roof of his mouth, which run a-crofs from one side of the jaw to the other, like fleshy ridges with interjacent furrows, or sinking cavities: 'tis upon the third or fourth ridge that we give a stroke with the horn in order to blood a horse whose mouth is overheated.

**RIDGELING**, the male of any beast that has been but half cut.

*Bloody RIFTS IN THE PALATE OF A HORSE*. First wash the fore place with vinegar and salt till it be raw, then rub the fore place with honey and the powder of jet, and this will soon heal it: or else you may boil a handful of the inward bark of elm in a pint and a half of spring water, till it is half wasted, and to this add a little honey, and use it warm two or three times a-day.

**RIG**, a horse that has had one of his stones cut out, and yet has got a colt.

**RING-BONE IN A HORSE**, is a hard, callous, or brawny swelling, growing on one of the tendons, between the coronet and pastern-joint, and sticks very fast to the pastern; so that if it be not taken care of betimes, it causes incurable lameness; sometimes it appears at first no bigger than a bean, but afterwards rises to half the bigness of a small apple, spreading on both sides the pastern, with a little rising between them.

This evil comes both naturally and accidentally, the first being from the stallion or mare; whereas the other proceeds from some blow of a horse, or a strain caused by curvetting, bounding turns, or races.

**RING-TAIL**, a kind of puttock or kite, having whitish feathers about the tail.

**RING-WALK**, a round walk made by Hunters.

**RIVET**, is that extremity of the nail that rests or leans upon the horn when you shoe a horse.

**ROACH**; this fish is not accounted a delicate fish: and is reckoned as simple as the carp is crafty.

They are more to be esteemed which are found in rivers than in ponds, though those that breed in ponds are much larger; yet the *Thames*, below bridge, abounds with very large and fat ones, such as even exceed in bigness all others, either in ponds or other rivers.

The roach is a leather-mouthed fish, having his teeth in his throat, as all leather-mouth fish have.

In *April*, the cad-bait, or worms, are proper baits for him; in summer angle for him

him with small white snails, or flies, but observe they must be under water, for he will not bite at the top: or you may take a *May* fly, and with a plumb sink it where you imagine roaches lie, whether in deep water, or near the posts and piles either of a bridge or wear; having so done, do not hastily, but gently pull up your fly, and if there be any roach there, you will see him pursue and take it near the surface of the water.

In autumn you may angle for him with paste only, made of crumbs of fine white bread, moulded with a little water in your hands, till it become tough paste, and colour it, but not very deep, with red lead, with which you may mix a little fine cotton, or lint, and a little butter; these last are to make it hold on, and not wash off your hook, with which you must fish with much circumspection, lest you lose your bait. In winter you may also fish for roach with paste; yet gentles are then the better bait.

There is another excellent bait experienced to be very good, either for winter or summer, *viz.*

Take a handful of well dried malt, and put it into a dish of water, and having grubbed and washed it between your hands till it be clean and free from husks, pour that water from it, and put it into a little fresh water, set it over a gentle fire, and let it boil till it is pretty soft, then pour the water from it, and with a sharp knife turning the sprout end of the corn upward, take off the back part of the husk with the point of your knife, leaving a kind of inward husk on the corn, otherwise you spoil all; then cut off a little of the sprout end, that the white may appear, and also a very little of the other end, for the hook to enter. When you make use of this bait, now and then cast a little of it into the water, and if your hook be small and good, you will find it an excellent bait either for roach or dace.

Another good bait, is the young brood of wasps or bees, if you dip their heads in blood. As likewise the thick blood of a sheep, being half dried on a trencher, and

then cut into small pieces, as will best fit your hook; a little salt will preserve it from turning black, and make it the better.

Or you may take a handful or two of the largest and best wheat you can get, boil it in a little milk till it is soft, then fray it gently with honey and a little beaten saffron dissolved in milk.

The way of fishing for roach at *London-bridge*, is after this manner: in the months of *June* and *July*, there are a great many of those fish resort to that place, where those that make a trade of it, take a strong cord at the end whereof is fastened a three pound weight, and a foot above the lead is fastened a packthread of twelve feet long to the cord, and unto the packthread, at convenient distances, are fastened a dozen strong links of hair, with roach-hooks at the end, baited with a white snail, or perriwinkle; then holding the cord in their hands, the biting of the fish draweth the packthread, and the packthread the cord, which is a signal to pull up, by which means they sometimes draw up half a dozen, but seldom less than two or three at a draught.

**ROAN**; a roan horse is one of a bay sorrel, or black colour, with grey or white spots interspersed very thick: when this party-coloured coat is accompanied with a black head, and black extremities, he is called a roan with a blackmoor's head; and if the same mixture is predominant upon a deep sorrel, 'tis called claret roan.

**ROBIN-RED-BREAST**; these birds are seen in winter upon the tops of houses, and roofs, and upon all sorts of old ruins, most commonly on that side that the sun rises and shines in the morning, or under some covert, where the cold and wind may not pinch him; and therefore his cage should be lined.

It will sing sweetly; they breed in the spring, and commonly three times a-year, *viz.* *April*, *May*, and *June*: they make their nests with dry greenish moss, and quilt them within with a little wood and hair; they have seldom above five young ones, and not under four, and build in some old hay-house,



or barn, or reek of hay; the young may be taken when they are about ten days old, and kept in a little basket or box; but if they are let alone to lie too long in the nest, they will be fullen, and consequently more troublesome to bring up.

They must be fed with sheep's heart and egg, minced small, as nightingales are, but a little at once, by reason of their bad digestion, for they are apt to throw up their meat again.

Be sure they lie warm, especially in the night; when you find them begin to be strong, they may be caged, with some moss put at the bottom of the cage, that they may hang warm, and put some meat into a pan or box, both of sheep's heart and egg, and also paste; and let them have some of the wood-lark's mixed meat by them.

To take a robin with a pit-fall, is so well known, that I need say nothing of it; but with a trap-cage and a meal-worm many may sometimes be taken in a day: make choice of the bird you hear sing, and to know whether it be a cock or a hen, you'll find the breast of the cock more of a dark red than the hen's, and his red go up farther on the head.

This bird is incident to the cramp, and a giddiness of the head, which makes him often fall off from his perch upon his back, and it is present death unless he has some help speedily given him.

As for the cramp, the best remedy to prevent it, is to keep him warm and clean in his cage, that his feet be not clogged, whereby the joints are frequently eaten off, and the dung is so fast bound on, that it makes his nails and feet rot off, which takes away the very life and spirit of the bird.

If you perceive him drooping and sickish, give him him three or four meal-worms and spiders, and it will refresh him.

But for the giddiness in the head, give him six or seven ear-wigs in a week, and he will never be troubled with it.

If you find he has little appetite to eat, give him now and then six or seven hoglice; and let him never want water that is fresh two or three times a week.

And to make him chearful and long winded, give him once a week, in his water, a blade or two of saffron, and a slice of liquorice, which will advance his song or whistling much.

As to the extent of the bird's life, he seldom lives above seven years, he is so subject to the falling-sickness, cramp, and oppression of the stomach.

ROCK-FISHING, is to be followed only during the summer season, and is chiefly practised in the south and south-west parts of *England*, and in some places in *Ireland*. In this last mentioned country, the rocks of *Dunleary*, which are eight or ten miles in length, and the nearest part about five miles eastward of *Dublin*, are remarkable for this way of fishing.

When you fish for haddocks, your lines must be deep in the water, and your hook baited with two or three lob-worms: your tackle must be strong; for they struggle hard, especially if they have arrived to a tolerable growth.

As to the other part of sea-fishing, namely, in a ship under sail, your line ought to be sixty fathom in length, having a large hook affixed to it, and a piece of lead sufficient to keep it as deep under water as possible. Your line must be made of hemp, and fastened to the gunwale of the ship.

Cod, Mackerel, and large Haddock, are the fish usually taken in this way, and sometimes ling: the bait for them, except for the mackerel, is a piece of raw beef, and it is scarce possible to feel either of them bite, even though you hold the line in your hand, by reason of the continual motion of the ship.

It is in vain to fish for Mackerel, except when the ship lies by, or is becalmed. A piece of scarlet cloth hung upon a hook, is the first bait that is used, which never fails of answering the intent it was designed for. And when you have taken a mackerel, cut a thin piece off from the tail, a little above the fin, and place it upon your hook, and you need not fear taking many of them. Thus one or two will serve for baits, till you are tired with the sport. One mackerel,

if

if dressed as soon as it is taken, will be preferable to a dozen that are brought to shore.

They who divert themselves with catching crabs, should bait their hooks with chicken-guts, or with the guts of fish; and when they bring a crab near the surface of the water, have their landing-net ready, or weigh him on shore with all the expedition imaginable.

RODS, [in Angling] if you fish with more than one hair, or with a silk-worm gut, red deal is much the best, with hickery top, and about four yards long the whole rod; but for small fly, with single hair, about three yards, very slender, the top of the yellowish hickery, with whalebone about nine inches, and very near as long as the stock; the stock of white deal, not too rush-grown; let it be thick at the bottom, which will prevent it from being top-heavy, and make it light in the hand.

A rod for Salmon, or large Chub, the stock of red deal or ash, about ten feet, the top about seven, proportioned as above; the top of the best cane or yellow hickery, but not too slender; get it well looped, and use a wheel.

The time to provide joints for your rods is near the winter solstice, if possible between the middle of *November* and *Christmas-Day*, or at furthest between the end of *October* and the beginning of *January*, the sap continuing to descend till towards *November*, and beginning to rise again when *January* is over. The stocks or butts should be of ground hazle, ground-ash, or ground willow; though very good ones are sometimes made of juniper, bay-tree, or elder-shoots. Stocks ought not to be above two or three feet in length, and every joint beyond it should grow gradually taper to the end of the top. Chuse the wood that shoots directly from the ground, and not from any stump, because these latter are never so exactly shaped.

Hazle-tops are preferred to all others; and the next to them are yew, crab-tree, or black-thorn. Some, indeed, use the *Bamboe* cane, and say it exceeds the best hazle.

But as the hazle is free from knots, and of the finest natural shape, it seems fittest for the purpose. If they are a little warped, you may bring them strait at a fire; and if they have any knots or excrescences, you must take them off with a sharp knife: though, if possible, avoid gathering such as have either of those defects.

For the ground angle, especially in muddy waters, the cane or reed is preferred for a stock. It should be three yards and a half long, with a top of hazle, consisting of one, two, or three pieces, all of them together two yards, or one yard and a half long at least, including the whalebone. Your rod will then be in all five yards and a half, or five yards long at least. The stiffness of the cane is helped by the length and strength of the top, the pliant and regular bending of which preserves the line.

Having got an hazle-top, made of your desired length, cut off five or six inches of the small end: then piece neatly to the remaining part, a small piece of round, smooth, and taper whalebone, of five or six inches long, and whip it to the hazle with strong silk, well rubbed with the best shoemaker's wax. At the top of the whalebone, whip a narrow, but strong noose of hair, with waxed silk, to put your line to.

The best method to piece hazle and bone, is, first whip the end of the hazle with thread, and bore it with a square piece of iron of a suitable size, and then make the thick end of the bone to go into it, after it has been dipt in pitch; then scrape off, file the hazle, and whip it neatly.

But the neatest rod is thus made: get a white deal, or fir-board, thick, free from knots and frets, and seven or eight feet long: let a dextrous joiner divide this with a saw into several breadths: then, with his planes, let him shoot them round, smooth, and rush-grown, or taper. One of these will be seven or eight feet of the bottom of the rod, all in one piece: fasten to it an hazle of six or seven feet long, proportioned to the fir, and also rush-grown. This hazle may consist of two or three pieces; to the top of which fix a piece of yew, about two feet



feet long, made round, taper, and smooth; and to the yew a piece of small, round, and smooth whalebone, five or six inches long. This will be a curious rod, if neatly worked: but be sure that the deal for the bottom be strong and round.

The rod for a fly, and running worm, in a clear water, must by no means be top heavy; but very well mounted, and exactly proportionable, as well as slender and gentle at top: otherwise it will neither cast well, strike readily, nor ply and bend equally, which will very much endanger the line. Let both the hazle and yew top be free and clear from knots, they will otherwise be often in danger to break.

As the whiteness of the fir will scare away fish, you must colour your stock in this manner: warm the fir at the fire, when finished by the joiner; and then, with a feather dipped in aqua-fortis, stroke it over and chafe it into the wood, which it will make of a pure cinnamon colour.

It is found very useful to have rings, or eyes, made of fine wire, and placed upon your rod from one end to the other, in such a manner as that when you lay your eye to one, you may see through all the rest. Through these rings your line must run, which will be kept in a due posture by that means: and you must have a winch, or wheel, affixed to your rod, about a foot above the end, by which you may, if it should be proper, give liberty to the fish.

Rods for Roach, Dace, Tench, Chub, Bream, and Carp, should not have the top so gentle as those for fly, but pretty stiff, that so the rod may exactly answer the motion of the hand: for roach and dace only nibble, and if you strike not in that very moment, especially if you fish with paste, or any very tender bait, you miss them: and a slender top folds and bends with a sudden jerk.

In a time of drought, steep your rod in water a little before you begin to angle. Fasten to the top of your rod, or fin, with shoemaker's wax and silk, a noose or loop of hair, not large, but strong and very straight, to fix your line to.

Your top for the running line must be always gentle, that the fish may the more insensibly run away with the bait, and not be scared with the stiffness of the tackle.

To preserve hazles, whether stocks or tops, from being worm-eaten, or rotten; twice or thrice in a year, as you think fit, rub them all over with fallad-oil, tallow, or sweet butter, chafing it in with your hand: but, above all, keep them dry, to prevent their rotting, and not too near the fire, lest they grow brittle: and in the spring, before you begin to angle, steep them at least twelve hours in water. *See ANGLING.*

ROD, is a switch carried by the horseman in his right hand, partly to represent a sword, and partly to conduct the horse, and second the effects of the hand and heels.

ROD-NET, a kind of net for catching black-bird and woodcocks.

RODGE, a sort of water-fowl, somewhat like a duck, but of a lesser size.

ROE, the spawn or seed of fish; that of the male fishes is usually distinguished by the soft-roe, or melt, and that of the female, by hard-roe, or spawn.

ROE-BUCK, is called a hind the first year; a gyrl the second; a hemuse the third; a roe-buck the fourth; and a fair roe-buck the fifth.

ROPE, CORD, OR STRAP, is a great strap tied round a pillar, to which a horse is fastened when we begin to quicken and supple him, and teach him to fly from the sham-brier, and not to gallop false: in manages that have no pillar, a man stands in the center of the ground, holding the end of the rope.

ROPES OF TWO PILLARS, are the ropes or reins of a cavesson, used to a horse that works between two pillars.

ROOKERY, a place where rooks build their nests, breed their young, and usually inhabit and rest in the night, after they have been abroad a feeding in the day. They may be taken the same way as pigeons; *which see.*

ROUND, OR VOLT, is a circular tread.

*To cut a ROUND. See CUT.*

*To ROUND A HORSE, OR MAKE HIM*

U u

ROUND,

**ROUND**, is a general expression for all sorts of manage upon rounds; so that to round a horse upon trot, gallop, or otherwise, is to make him carry his shoulders and his haunches compactly or roundly, upon a greater or smaller circle, without traversing or bearing to a side.

To round your horse the better, make use of a cord or strap, held in the center, till he has acquired the habit of rounding and not making of points.

**ROUSSIN**, is a strong, well knit, well stowed horse, which are commonly carried into *France* from *Germany* and *Holland*; tho' it is true, *France* itself produces some such.

**ROUSE**, [among Falconers] is when a hawk lifts up and shakes herself.

**ROWEL**, the goad or pricks of a spur, shaped like the figure of a star.

**ROWELLING OF HORSES**; first cast the horse upon some soft place, make a little slit through the skin, three or four inches below the part aggrieved; but let it be no bigger than that you can thrust a swan's quill into it; then raise the skin from the flesh a little, with the coronet, and put in the quill, blowing the skin from the flesh upwards, even to the top, and all over the shoulder; stop the hole with your finger and thumb, and beat the place blown all over with a hazle stick, and with your hand disperse the wind into every part, and let it go.

When this is done, take horse-hair, or red farfenet, half the thickness of your little finger, and having put it into a rowelling needle of seven or eight inches in length, thrust it in at the first hole, and put it upwards, and draw it out above, at least six inches: and if you will, you may put in another above that, and then tie the two ends of the rowel together; move and draw them to and fro in the skin; but before you put them in you must anoint them with sweet butter and hog's grease, and every day after likewise, for that will make the corruption run out the better.

Others, disliking these rowels, as making too large a sore and scar, use the *French* rowel, which is a round piece of stiff leather, with a hole in the midst, laying it flat be-

tween the flesh and skin, the hole in the rowel just against that in the skin, sewing it with a needle and thread drawn thro the hole and the skin, cleaning it once in two or three days, and then anointing it afresh.

**ROYAL**, [among Hunters] one of the starts of a stag's head.

**RUBICAN COLOUR OF A HORSE**, is bay sorrel, or black, with a little grey, or white upon the flanks, but so that this grey or white is not predominant there.

**RUFTER-HOOD**, [among Falconers] a plain leathern hood, large and taper behind, to be worn by an hawk when she is first drawn.

**RULES FOR BUYING HORSES**. What has been treated of under the name of draught-horse, concerning buying, shape, usage, &c. being confined, in a manner, wholly to those employed for plough and cart, these rules are more general and comprehensive; and many things under this head, are of great use, and therefore must be particulariz'd: as,

**Election**; which is the end for which a man buys, and is a thing only shut up in his breast.

**Breed**; which must be either taken from faithful report, a man's own knowledge, or from some known and certain characters, by which one strain, or one country is distinguished from another.

As the *Neapolitan* horse is known by his hawk nose, the *Spanish* by his small limbs, the *Barbary* by his fine head, and deep hoof, the *Dutch* by the roughness of his legs, and the *English*, by his general strong knitting together; and so of divers others.

**The Colour**; and tho' there are none exempt from goodness, yet some are accounted better than others, as the dapple grey for beauty; the brown bay for service; the black, with silver hair, for courage, and the liard, and true mixt *Roan*, for countenance: as for the sorrel, the black without white, and the unchangeable iron grey, they are reckoned choleric; the bright bay, flea-bitten; the black with white marks, are sanguinists; the black, white, yellow, dun, kite-glu'd, and the pye-bald, are phlegmatic;



matic; and the chefnut, the moufe-dun, the red bay, and the blue grey, are melancholy.

For Pace in general, with either trot, amble, rack, or gallop; it must be referred to the end for which a horse is bought, particularly, if it be for the war, running, hunting, or for a man's own pleasure, the trot is most tolerable; and this motion is known by a cross moving of the horse's limbs, as when the fore-leg, or near hinder-leg, or the near fore-leg and the fore hinder leg, move and go forward in one instant; and in this motion, the nearer the horse takes his limbs from the ground, the opener, the evener, and the shorter is his pace; for to take up his feet slovenly, shews stumbling and lameness; to tread narrow, or close, shews interfering or falling; to step uneven, indicates toil and weariness; and to tread strong, shews over-reaching.

Ambling; which is chose for ease, great men's seats, or long travel, is a motion contrary to trotting; for now both the feet of one side must move equally together, that is the far fore-leg and the far hinder-leg, and the near fore-leg and the near hinder-leg; and this motion must be just, smooth, large and nimble, for to tread false takes away all ease, to tread short rids no ground, to tread rough shews rolling, and to tread slow shews a false pace, (which never continues) as also lameness.

Racking; a pace required for buck-hunting, galloping on the highway, post, hackney, or the like: and it is the same motion as ambling, only it is a sweeter time, and a shorter tread; and though it rids not so much ground, yet it is a little easier.

Galloping is the last, and must be joined to all the other paces; and this every trotting and racking horse naturally does, but the ambler is a little unapt to it, because the motions are both one, so that being put to a greater swiftnes or pace than formerly he had been acquainted with, he manages his legs confusedly and disorderly, but being trained gently, and made to understand the motion, he will as well under-

take this as any trotting horse whatever. Now in a good gallop, you must observe first, that the horse that takes up his feet nimbly from the ground, but does not raise them high, that neither rolls nor beats himself, that stretches out his fore-legs, follows nimbly with the others, and neither cuts under his knee, (which is called the swish-cut) nor crosses, nor claps one foot on another, and ever leads with his fore-foot, and not with the near; such an one is said ever to gallop comely and true, and he is fittest for speed, or any swift employment; but if he gallops round, and raises his fore feet, he is then said to gallop strongly, and not swiftly, and is fittest for the great saddle, the wars, and strong encounters; if he gallops slow, yet sure, he will serve for the high road; but if he labours his feet confusedly; and gallops painfully, then the buyer may conclude, he is good for no galloping service, besides, it betrays some hidden lameness in him.

His Nature; which must be referred to the end for which a horse is bought, ever observing, that the biggest are fittest for strong occasions and great burdens, strong draughts, and double carriage: the middle size for pleasure and general employments; and the least for ease, sweet walks, and summer hacknies. But to be yet something more particular as to the rule of choice, it is contained in the discovery of natural deformities, accidental outward sovrances, or inward hidden mischiefs, which are so many and so infinite, that it is very tedious, though exceeding necessary, to explain them. Wherefore you are, upon this occasion, to

Observe how a horse stands to view, that is see him stark naked before you and placing yourself before his face, take a strict view of his countenance, and the cheerfulness thereof, that being an excellent glass wherein to discern his goodness and perfection.

On ordering him out, let no one be the last in the stable but yourself; you should also, if possible, be the first in, lest the owner, or some of his quick emissaries, take an opportunity to fig him; a practise

common among dealers, in order to make the tail shew as if carried very high, when, in reality, the day after he will in appearance be five pounds worse.

His Ears; which if they are small, thin, short, prick'd, and moving, or if they be long, be well set on, and well carried, it is a mark of beauty, goodness and mettle; but if they are thick, lav'd or lolling, wide set, and unmoving, then they are signs of dullness, doggedness, and ill nature.

His Face, which, if wan, his forehead swelling outward, no mark or feather in his face set high as above his eyes, or at the top of his eyes; if he has a white star, or white ratch of an indifferent size, and placed even, or a white snip on his nose or lip, they are all marks of beauty and goodness: but if his face be flat, cloudy, or scouling, his forehead flat as a trencher, which is called mare-raced, for the mark in his forehead stands low, as under his eyes; if his star or ratch stand awry, or in an ill posture, or instead of a snip, his nose be raw or unhairly, or his face generally bald, they all denote deformity.

The proper time to examine his Eyes, is in a dark stable, with a candle, or rather in the day time when he is led from the stall; cause the man who leads him to stop at the stable door just as his head peeps out, and all is body his still within. Never look at the eye full; but let your observations be oblique. If the white of the eye appears reddish at the bottom, or of a colour like a withered leaf, I would not advise you to purchase him. A moon-eyed horse is known by his weeping, and by keeping his eyes almost shut at the beginning of the distemper: as the moon changes, he gradually recovers his sight, and in a fortnight or three weeks sees as well as before he had the disorder. Dealers, when they have such a horse to sell, at the time of his weeping always tell you that he has got a bit of straw or hay in his eye, or that he has received some blow: they also take care to wipe away the humour, to prevent its being seen; but a man should trust only himself in buying of horses, and above all be very exact in examining the

eyes. In this he must have regard to time and place where he makes the examination. Bad eyes may appear good in winter, when snow is upon the ground; and often good ones appear bad, according to the position of the horse. Never examine a horse's eyes by the side of a white wall, where the dealers always choose to shew one that is moon-eyed.

The moon-eyed horse has always one eye bigger than the other, and above his lids you may generally discover wrinkles or circles.

If you observe a fleshy excrescence that proceeds from the corner of the eye, and covers a part of the pupil, and is in shape almost like the beard of an oyster, though seemingly a matter of no great consequence, yet it is what I call a whitlow in the eye, and if suffered to grow, it draws away a part of the nourishment of the eye, and sometimes occasions a total privation of sight.

His eyes: which, if round, big, black, shining, starting or staring from his head; if the black of the eye fills the pit, or outward circumference, that in the moving, very little, if any, of the white appears, they are all signs of beauty and goodness. But if his eyes are uneven, and of a wrinkled proportion, or if they be small, (which in horsemanship is called pig-eyed) both are uncomely signs of weakness: if they be red and fiery, beware of moon-eyes, which is next door to blindness: if white and walled it betrays a weak, slight and unnecessary starting, or finding of baggards: if with white specks, take heed of the pearl, pin, and web: if they water or appear bloody, it indicates bruises; and if any matter, it shews old age, over-riding, festering, rheums, or violent strains: if they look dead or hollow, or much sunk, beware of blindness at the best: if the black does not fill the pit, but that the white is always appearing, or if in moving the white and black be seen in equal quantity, it is a sign of weakness, and a dogged disposition in him.

Cheeks and Chaps; upon the handling whereof,



whereof, if you find the bones lean and thin, the space wide between them, and the thropple or wind pipe as big as a man can gripe, and the void place without spots or kernels, and the jaws generally so great that the neck seems to couch within them, they are excellent signs of great wind, courage, and soundness of heart and body; but if the chaps are fat and thick, the place between them closed up with gross substance, and the thropple little, they all are signs of short wind and much inward foulness; if the void place appears full of knots and kernels, beware of the strangles and glanders, the former of which may be easily discovered by a swelling between the two nether jaw bones, which discharges a white matter. This disorder usually appears about three, four, or five years old; there is no young horse but what is subject to it either perfectly or imperfectly; there is also a disorder which is called the bastard strangles, which appears sometimes like, and sometimes different from the true strangles. The bastard strangles are what proves the horse has not thrown off his true strangles, but that some foul humours are still left behind; this disorder may come at four, five, six, or seven years of age. A continual languor at work, and seemingly perpetually weary, without any visible ailment, is a certain sign that he is not clear of this disorder, which sometimes will affect the foot, the leg, the ham, the haunch, the shoulder, the breast, or the eye, and without care in this latter case, may corrupt the pupil of the eye, as the small pox does in men.

Feel if he has any flat glands fastened to the nether jaw, which give him pain when you press them, and remember they indicate the glanders.

There is also another disorder, much like the strangles, which is called morfoundering, and appears by a running at the nose, but the swelling under the jaw is less. If his jaws be so strait that his neck swells above them, if it be no more than natural, it is only a sign of short wind and purfiness, or grossness; but if the swelling is long, and close by his chaps, like a whetstone, then

take care of the vivens, or some natural imposthume.

His Nostrils; which, if open, dry, wide, and large, so as upon any straining the internal redness is discovered, and if his muzzle be small, his mouth deep, and his lips equally meeting, then all are good signs of wind, health and courage; but if his nostrils are strait, his wind is but little; or if his muzzle is gross, his spirit is dull; if his mouth be shallow, he will never carry a bitt well; and if his upper lip will not reach his nether, old age or infirmity have mark'd him out for carrion: if his nose be moist and dropping, when it is clear water, 'tis a cold; if foul matter, then beware of the glanders.

His Breast; look down from his head thereto, and see if it is broad, out-swelling, and adorned with many features, for that shews strength and durance; whereas the little breast is uncomely, and denotes weakness; the narrow breast is apt to stumble, fall, and interfere before; that which is hidden inwards, and wants the beauty and division of many features, indicates a weak-armed heart, and a breast that is unwilling, and not fit for any violent toil or strong labour.

In shewing a horse, a dealer or jockey will generally place him with his fore feet on a higher ground than his hind ones, in order that the shoulder may appear further in his back, and make him higher in sight than he really is; but be sure to cause him to be led on level ground, and see that his shoulders lie well into his back; for an upright shouldered horse carries his weight too forward, which is disagreeable, and unsafe to the rider. Have his fore legs stand even, and you will then have it in your power to judge of his shoulders. If you do not observe this, the dealer will contrive that his near leg stands before the other, as the shoulders; in that position, appear to lay further in the back. If his knees stand nearly close, and his toes quite in a line, not turning in, nor yet turning out, be assured he will not cut: if he takes his legs up a moderate height, and neither clambers, nor yet goes too near  
the

the ground, he will most likely answer your purpose.

His Thighs; look down from his elbow to his knees, and see that his fore-thighs are ruff-grown, well hardened within, sinewed, fleshy, and out-swelling, they being good signs of strength; whereas the contrary betokens weakness, and are unnatural.

His Knees; which, you are to see if they carry a proportion, be clean, sinewy, and close knit, for then they are good and comely, but if one be bigger and rounder than the other, the horse has received some mischief; if gross, he is gouty; if seared or hair-broken, it is a true mark of a stumbling jade, and a perpetual faller.

His Legs; which look down to from his knees to his pasterns, and if they are found to be lean, flat, and sinewy, and the inward bow of the knee without seams or hair-broken, it shews a good shape, and soundness; but if there are hard knots on the inside of the legs they are splints, if on the outside they are screws or excretions; if scabs be under his knee on the inside, it is the swift-cut, and he will badly endure galloping; but if above his pasterns, on the inside, scabs are found, it shews interfering: again, if the scabs be generally over his legs, it is extreme foul keeping, or else a spice of the mange: if his legs be fat, round and fleshy, he will never endure labour: and if seams, scabs, and hair-brokenness, be found on the inward bow of his knees, it shews a malander, which is a cancerous ulcer.

Circled Feet are very easy to be known: they are when you see little excrescences round the hoof, which enclose the foot, and appear like so many small circles. Dealers, who have such horses, never fail to rasp round their hoofs, in order to make them smooth; and to conceal the rasping; when they are to shew them for sale, they black the hoofs all over, for without that, one may easily perceive what has been done, and seeing the mark of the rasp, is a proof that the horse is subject to this accident. As to the cause, it proceeds from the remains of an old distemper, or from having been

foundered; and the disease being cured, without care being taken of the feet, whereupon the circulation of the blood not being regularly made, especially round the crown, between the hair and the horn, the part loses its nourishment, and contracts or enlarges itself in proportion as the horse is worked. If these circles were only on the surface, the jockies method of rasping them down would then be good for nothing; but they form themselves also within the feet, as well as without, and consequently press on the sensible part, and make a horse limp with ever so little labour. One may justly compare a horse in this situation, to a man that has corns on his feet, and yet is obliged to walk a long way in shoes that are too tight and stubborn: a horse therefore is worth a great deal less on this account.

After having well examined the feet, stand about three paces from his shoulders, and look carefully that he is not bow-legged, which proceeds from two different causes; first, from nature, when a horse has been got by a worn-out stallion: and secondly, from his having been worked too young; neither in the one case nor the other is the horse of any value, because he never can be sure footed; it is also a disagreeable sight if the knees point forwards, and his legs turn in under him, so that the knees come much further out than the feet; it is called a bow-legged horse, and such an one ought to be rejected for any service whatsoever, as he never can stand firm on his legs; and how handsome soever he may otherways be, he should on no account be used for a stallion, because all his progeny will have the same deformity.

Pastern and Pastern-joints: the first of which must be short, strong, and upright standing; the second, clear, and well knit together, for if they are swelled or big, beware of sinews-strains, and gourdings: and if the other be long, weak, or bending, the limbs will hardly be able to carry the body without tiring.

The Hoofs: which should generally be black, smooth, tough, rather a little long, than round, deep, hollow, and full of found-  
ing,



ing, for white hoofs are tender, and carry the shoe ill: a rough gross-feamed hoof discovers old age, or over-heating: a brittle one will carry no shoe at all, and an extraordinary round one is bad for foul ways and deep hunting: a flat one that is puniced, shews foundering; and a hoof that is empty and hollow founding, betokens a decayed inward part, through some dry wound or founder. Then as for the crown of the hoof, if the hair lies smooth and close, and the flesh flat and even, the hoof is perfect; but if the hair be staring, the skin scabbed, and the flesh rising, you may expect a ring-bone, crown-scab, or quitter-bone.

You are to consider the setting on of his Crest, Head, and Mane. As for his head, stand by his side, and see that it does not stand too high nor too low, but in a direct line: that his neck be small at the setting on of his head, and long, growing deeper to the shoulders, with an high, strong and thin mane, long, soft, and somewhat curling, they being beautiful characters, whereas to have the head ill set on, is the greatest deformity: for if thick set, be assured it will cause him to toss up his nose for want of wind, which causes a horse, to carry his head disagreeably high, and occasions a ticklish mouth. To have any bigness or swelling in the nape of the neck, shews the poll-evil, or beginning of a fistula: to have a short thick neck, like a bull, to have it falling at the withers, to have a low, weak, a thick or falling crest, shews both the want of strength and mettle: to have much hair on the mane, denotes intolerable dulness: to have it thin, shews fury; and to be without any, or shed, shews the worm in the mane, the itch or else plain manginess.

In the next place, you are to consider his Back, Ribs, Belly, and Stones. First view his chine, that it be broad, even, and strait; that the ribs are well compassed, and bending outward; that the fillets be upright, strong and short, and not above a handful between his last rib and huckle-bone: his belly should be well laid down, yet laid within his ribs, and his stones well trussed to his body, which are all good marks of

health and perfection; be careful in observing that he has no swelling in his testicles, a disorder that usually proceeds either from some strain in working, or from the horse's having continued too long in the stable, or from putting one leg over any bar, and being checked by the halter, or from any other accident that confines a horse, makes him kick or sling, and bruise his cods, and there is no other way of knowing this distemper, but by some outward swelling upon the part. To have his chine narrow, he will never well carry a saddle without wounding; and to have it bending or saddle-back'd, shews weakness: to have his ribs flat, there will be no liberty for wind; to have his fillets hanging, long, or weak, he will never clamber a hill, nor carry a burden; and to have his belly clung up or gaunt, or his stones dangling down, loose or aside, are both signs of sickness, tenderness, foundering of the body, and unfitness for labour.

You must view his Buttocks, that they are round, plump, full, and in an even level with his body, or if long, that they be well raised behind, and spread forth at the setting on of the tail, which is comely and beautiful, whereas the narrow-pin buttock, the hog or swine rump, and the falling and downlet buttocks, are full of deformity, and shew both an injury in nature, and they are neither fit nor becoming for pad, foot-cloth or pillion. The horse that is deep in his girthing-place is generally of great strength.

His Hinder Thighs, or Gaskins; which observe that they be well let down, even to the middle joint, brawny, full and swelling, which is a very good sign of strength and goodness, whereas the lank, slender thighs shew the contrary.

View his Cambrels; from the thigh bone to the hock it should be pretty long, but short from the hock to the pastern; have an eye to the joint behind, and if it be but skin and bones, veins and sinews, or rather somewhat bending than too strait, it is then perfect, and as it ought to be; but if it has chaps or fores on the inward bow or bending, then it is a selander: if the joint is swelled generally all over, then it betokens

a blow or bruise: if the swelling be particular, as in the pit or hollow part, or on the inside, and the vein full and proud, and that it be soft, it is a blood-spavin; if hard, a bone-spavin: but if the swelling be just behind, before the knuckle, then you may know it is a curb.

His Hinder-Legs; which, see if they be lean, clean, flat and sinewy, then all is well, but if fat they will not endure labour: if swelled, the grease is melted in them: if the horse be scabbed above the pasterns, he has the scratches: if chapped under his pasterns, he has rains, and none of these are noisome.

There is also a defect which is more common in the hind than the fore-legs, though the latter are not quite exempt from it, and it is called the rat's tail, and is thus known. When you see from the hind parts of the fetlock, up along the nerves, a kind of line or channel that separates the hair to both sides, this is a rat's tail; and in summer there appears a kind of small dry scab along this channel; and in winter there issues out a humidity, like the water from the legs. A horse may work notwithstanding this disorder, for it seldom lames him; it sometimes occasions a stiffness in her legs, and makes them trot like foxes, without bending their joints. The hind legs should be lean, clean, flat, and sinewy; for if fat, they will not bear labour, if swelled, the grease is molten into them; if scabbed above the pasterns, it is the scratches, and if he hath chops under his pasterns, he hath what is generally called the rains. If he has a good buttock, his tail cannot stand ill, but it will be broad, high, flat, and couched a little inward.

Having with care examined the horse, let him be run in hand a gentle trot; by this you will soon perceive if he is lame or not. Make the man lead him by the end of the bridle, as in this case you cannot be deceived by the man's being too near him. The far fore-leg, and near hind-leg, or the near fore-leg, and far hind-leg, should move and go forward at one and the same time; and in this motion, the nearer the horse taketh his limbs from the ground, the

opener, the evener, and the shorter in his pace.

If he takes up his feet slovenly, it shews stumbling or lameness; to tread narrow, or cross, shews interfering, or failing; to step uneven, shews weariness, and if he treads long, you may be apprehensive he forges; by which I mean, that when he walks, or trots, he strikes the toes of his hind-feet, against the corners of his shoes before, which occasions a clattering noise as you ride; and this proceeds generally from the weakness of his fore-legs, he not having strength in them to raise them up sufficiently quick to make way for the hind ones. A horse of this kind is not near so serviceable as the horse exempt from it, and the dealers, to get rid of him, will make abundance of pretences: if he has been just shod, they will say the farrier has put him on too long shoes; if his shoes are old, they will tell you he is just come off a long journey, and is much fatigued; you must not therefore be over credulous to any thing a jockey or dealer affirms, for what they say in this manner, is too often with intent to deceive; and it is very certain that a horse who forges can never be sure-footed, any more than one who has tottering-or bow-legs.

On his being mounted, see him walk. Observe his mouth, that he pulls fair, not too high, nor bearing down: then stand behind him, and see if he goes narrower before than behind, as every horse that goes well on his legs goes in that manner. Take notice that he brushes not by going too close; a certain sign of his cutting, and tiring in travelling. Have nothing to do with that horse who throws his legs confusedly about, and crosses them before: this you may observe by standing exactly before or behind him, as he is going along. In his trot he should point his fore-legs well, without clambering, nor yet as if he were afraid; and that he throws well in his hind-legs, which will enable him to support his trot, and shoot his fore-parts forwards.

In his canter, observe he does not fret, but goes cool in this pace; and in his gallop, he should take his feet nimbly from the ground,



ground, and not raise them too high, but that he stretcheth out his fore-legs, and follows nimbly with his hind ones, and that he cutteth not under his knee, (which is called the swift or speedy cut) that he crosses not, nor claps one foot on another, and ever leadeth with his far fore-foot, and not with the near one. If he gallops round, and raises his fore-feet, he may be said to gallop strongly, but not swiftly; and if he labours his feet confusedly, and seems to gallop painfully, it shews some hidden lameness; for in all his paces, you should particularly observe that his limbs are free, without the least stiffness.

After that he has been well exercised in those different paces, it is your time to examine for an infirmity, not easily discovered, and that is what I call tottering legs: you cannot perceive it till after a horse has galloped for some time, and then, by letting him rest a little, you will see his legs tremble under him, which is the disorder I mean: how handsome soever the legs of such a horse may be, he never can stand well on them; you are therefore not to mind what the jockey says when he talks of the beauty of the limbs, for if you oblige him to gallop the horse, or fatigue him pretty much, (which is commonly done in order to try the creature's bottom) you will in all likelihood discover this defect, unless you suffer the groom to gallop him to the stable door, and put him up in a moment, which he will certainly endeavour to do, if he is conscious of it, while the master has another horse ready to shew you, in order to take off your attention from what he is afraid you should see.

**RUN**: to run a horse, is to put him to his utmost speed, a furious, quick, and resolute gallop, as long as he can hold it.

Some take running for a gallop, but in the academies it signifies as above.

**RUNNING-HORSE**; if you would chuse a horse for running, let him have all the finest shapes that may be, nimble, quick and fiery, apt to fly with the least motion: long shapes are sufferable, for though they are a sign of weakness, yet they are also tokens of a sudden speed.

As for the ordering of such a horse, let him have no more meat than will suffice nature, drink once in twenty-four hours, and dressing every day, once at noon only. Give him moderate exercise morning and evening, airings, or the fetching in of his water; and let him know no other violence than in his courses only.

In case he is very fat, scour him often, if of reasonable case, seldom: if lean, then scour him with a sweet mash only, and let him stand dark and warm, having many clothes and much litter, and that of wheat-straw only.

He ought to be empty before you run him, and his food the finest, lightest, and quickest of digestion that may be.

Those sweats are more wholesome that are given abroad, and the coolings most natural that are given before he comes to the stable: his limbs must be kept supple with cool ointments, and let not any hot spices come into his body.

If he grows inwardly, washed meat sare most proper; if loose, give him wheat straw in more abundance; and be sure to do every thing neat and cleanly about him, which will nourish him the better. *See HORSE-RACING.*

**RUNNING-KNOTS**; these sort of knots may be otherwise called slipping-knots, collars, &c. which are used in taking of hares and conies; in the setting of which, rub them over (as also the handles and soles of your shoes) with the crosetts of a hare, or some green wheat, or the like, for they are of so quick a smell, that you will else be discovered; and in placing the collar, make the least alteration imaginable, for old hares are very subtile, and therefore it will not be amiss to plant a second running-knot flat on the ground, just under that which you spread abroad, by which means the hare may be taken by the hinder parts; this second being intended to surprize him by the foot, and one or the other will seldom fail.

But as it is the nature of a hare, being once taken in any of these knots, to pull with all his strength, and seldom or never turns about like a rabbit to bite off the hold-fast,

you should therefore use wire, double twisted.

Set your knots thus, *viz.* Take a little stick twice as big as your thumb, and about a foot long; at the upper end make a hole big enough to receive the tip of your little finger, then prepare the collar of string, packthread, or wire; if of the latter, tie the end thereof to any strong packthread, draw it through the hole of the stick, and fasten it to some strong bough, which must be bent down towards the stick.

After this put a short peg in it about an inch long, so that the branch being let go may not slip your knot, but may stand bent; that being done, open your collar to the largeness of the mesh, and if any hares or rabbits be taken, and they turn about to bite off their chain, they presently rub out the little peg, whereupon the bough flies up and strangles them.

**RUPTURE, INCORDING, OR BURSTENNESS IN A HORSE,** is when the rim, or thin film or caul which holds up his entrails, is broken, or over-strained, or stretched so that the guts fall down.

This comes either by some blow, or by some strain in leaping over a hedge, ditch, or pale, or by teaching him to bound when he is too young; or by forcing him when he is full to run beyond his strength: sometimes by a sudden stopping upon uneven ground, where by his straddling and slipping, his hinder feet tear the rim of his belly.

The signs to know it, are his forsaking his meat, and standing shoring and leaning on the side where he is hurt.

If on that side you search with your hand, between his stones and his thighs upwards, towards the body, and somewhat above the stone, you may find the gut itself big and hard in the feeling, whereas on the other side you will find no such thing.

For the cure: take common pitch, dragon's blood, powder of bole armoniac, mastic, and frankincense, of each an ounce; of which make a plaister and lay it to the horse's loins, and upon the rupture, and let it remain till it falls off of itself, and it

will cure him; yet conditionally that you give him some strengthening things inwardly.

Some prescribe a bag to cover his stones with, in the manner of a quilt; the method of preparing which you will find under the article **STONE-SWELLING.**

**RUT,** [in Hunting] the venery or copulation of deer. See **DEER.**

**RYE,** [in Hawks] a disease which proceeds from sudden cold, after heat and labour; it produces a continual stoppage in the head, which in a short time causes the frounce, or a perpetual dropping humour, and of very difficult cure.

In order to prevent this disease, hawks should not be set in any cold place, as in a damp room; but on a warm perch, which at such time should be a little higher than is usual.

The cure: if she be taken in time, is to give her rest, and keep her warm, and by orderly feeding according to these directions.

Let her food be opening, and of easy digestion, hot and moist, and it will be proper to give her sometimes at her meals, two or three blades of mace bruised; you must also give her constantly with her meat, a confection of clarify'd butter with rue, saffron, and sugar-candy in powder, finely made up into pellets; give her also good store of plumage, and keep her warm; these things will loosen and open her, and cause her to throw with her head, and when she once comes to do so, then blow the juice of daisy-roots, with a quill or straw, into her nares an hour before you feed her, and also blow the juice of sage into her nares thrice a week in the morning; these are both good to purge away tough, slimy, corrupted, congealed filth, the body being pre-disposed to evacuate it.

The cold or rye in her head, being apt in time to fall into her eyes, you must in that case apply the remedy for curing the rye, which is the cause thereof; but if it has caused any film or web in the eye, then take some fine ginger finely scraped, and blow it into the eye with a quill; it will break the film, and then the juice of ivy will be sufficient.

**SACCADE,**



**SACCADE**, is a jerk more or less violent given by the horseman to the horse in pulling or twitching the reins of the bridle on a sudden, and with one pull, and that when a horse lies heavy upon the hand, or obstinately arms himself.

This is a correction used to make a horse carry well, but it ought to be used discreetly, and but seldom.

**SACER**, [in ornithology] the *English* name for the blue-legged falcon, with a dusky ferruginous back. See **FALCON**.

**SADDLE**, is a seat upon a horse's back, contrived for the conveniency of the rider.

A hunting-saddle is composed of two bows, two bands, fore-bolsters, pannels, and faddle-straps; and the great saddle has besides these parts, corks, hind-bolsters, and a trouffequin.

The pommel is common to both.

A horseman that would sit a horse well, ought always to sit on his twist, and never on his buttocks, which ought never to touch the saddle; and whatever disorder the horse commits, he ought never to move above the saddle.

The ancient *Romans* are supposed not to have made use of saddles and stirrups, and that they did not come into use till the time of *Constantine the Great*, *A. C.* 340. as appears from the *Greek Historian*, *Zonaras*, who (throughout his whole history) makes no mention of a saddle for a horse, before such time as *Constantine* attempting to deprive his brother *Constantine* of the empire, made head against his army, and entering into the squadron where he himself was, cast him beside the saddle of his horse. But now there are several sorts of saddles in use, *viz.*

1. The running-saddle; which is a small one with round skirts.

2. The *Burford* saddle; which hath the seat and the skirts both plain.

3. The pad-saddle; of which there are two sorts, some made with burs before the seat, and others with bolsters under the thighs.

4. A *French* pad-saddle; of which the burs come wholly round the seat.

5. The portmanteau-saddle; that has a

cantle behind the seat, to keep the portmanteau or other parcel off from the back of the rider.

6. A war-saddle; which has a cantle and a bolster behind and before; also a fair bolster.

7. The pack-saddle.

As for the several parts of a saddle, and the description of them, they are to be found under their several heads, as **BARS**, **BUCKLE**, **CIVET**, **CRUPPER**, **BUCKLE and STRAPS**, **GIRTH**, **GIRTH-WEB**, &c.

**SADDLE-GALL**; when a horse's back is hurt or fretted by the saddle, it may be cured by bathing the part with urine, or warm wine; and sometimes when the sore is large, with the second water, strewing over it the powder of an old rope, or flax, and eating away the proud flesh with vitriol, or colcothor.

**SAL POLYCRESTUM**, a peculiar medicine for horses, and is prepared as follows:

Set a crucible, or iron pot, in the midst of a heap of live coals, till it is all over red hot, even at the bottom; then cast into it with a spoon, a mixture of sulphur, or brimstone and fine salt-petre, both in powder, of each half an ounce, which will immediately break out into a flame.

When the flame disappears, stir the matter at the bottom with an iron, to cause the fire to penetrate it more effectually; then cast in more of the same mixture by spoonfuls, stirring the matter as before, after the flame has disappeared, between every spoonful, and continue to do the same till the whole mixture is cast in.

Then cover the crucible and lay coals on the top, and every where round the sides, suffering it to cool of itself: when it is cold pound the matter to powder, which, if it be prepared rightly, will be of a pale rose-colour, or else white, when the salt-petre is not very pure; but if it be greyish it is bad.

Two pounds of mixture will yield three quarters of a pound of this salt: this salt will dissolve in water, and grow red in the fire without waisting.

It is so very cooling that it must not be given alone, but corrected with half an ounce of juniper-berries to an ounce of the salt; or with scrapings of nutmeg in moistened bran.

If the horse will not eat it so, infuse it all night in a quart of wine, and give it him lukewarm fasting.

And for a beating of the flanks, and a baked driness of his dung, three or four glisters, with two ounces of sal polycrestum to each, will be very serviceable.

SAILS, [in Falconry] the wings of a hawk are so termed.

SAKER HAWK, is a passenger, or peregrin hawk, for her eyrie hath not been found by any. They are found in the Isles of the *Levant*, *Cyprus*, *Rhodes*, and *Canadia*, and in several other Islands in the sea.

Of all birds the saker hath the longest train: this hawk will fly at hern, kite, pheasant, partridge, quail, and sometimes at the hare, but her chiefest excellency consists in her flying at the crane; we have but few of them in *England*.

SALMON, is a large fish, always breeding in rivers that are not brackish, yet discharge themselves into the sea, spawning commonly in *August*, which become samlets in the spring following.

The milter and spawner having both performed their natural office or duty, betake themselves to the sea; and some tell us, they have known that when they have been obstructed in their passage, they have grown so impatient, that clapping their tails to their mouths, with a sudden spring they have leaped clear over a wear or any other obstacle which stood in their way; and some by leaping short have been by that means taken.

If they happen to meet with such obstructions that they cannot get to the sea, they become sick, lean, and pine away, and die in two years time.

But if they spawn in the mean time, from thence proceeds a small salmon, called a skegger, which will never grow large.

It is the sea that makes them grow large, but the fresh rivers make them go fat; and

by how much the farther they are from the sea up the river, by so much the fatter they grow, liking their food there the better.

From a samlet (which is but little bigger than a minnow) they grow to be salmon, in as short a time as a goslin will grow to be a goose.

SALMON-FISHING; they bite best at about three o'clock in the afternoon, in the months of *May*, *June*, *July*, and *August*, if the water be clear and some small breeze of wind be stirring, especially if the wind blows against the stream, and near the sea.

A salmon is caught like a trout, with worm, fly, or minnow, and the garden worm is an excellent bait for him, if it be well scoured and kept in moss twenty days, in which time the worms will be very clear, tough, and lively.

That the salmon hath not his constant residence like the trout, but removes often, coveting to be as near the spring head as may be, swimming generally in the deepest and broadest parts of the river, near the ground.

There is a particular manner of fishing for the salmon, with a ring of wire on the top of the rod, through which the line may run to what length is thought convenient, having a wheel also near the hand.

Some say there is no bait more attractive, and more eagerly pursued by the salmon and most other fish, than lob-worms scented with the oil of ivy-berries, or the oil of polypody of the oak, mixt with turpentine; and that assa foetida is also incomparably good.

The artificial fly is a good bait for a salmon, but you must then use a troll as for the pike, he being a strong fish, as the salmon is a large fish, so must your flies be larger than for any other, with wings and tails very long.

Though when you strike him, he will plunge and bounce, yet he does not usually endeavour to run to the length of the line, as the trout will do, and therefore there is less danger of breaking your line.

If you would angle for salmon at ground, take three or four garden-worms, well scoured,



scoured, and put them on your hook at once, and fish with them in the same manner that you do for trouts.

Be sure to give the salmon (as well as all other fish) time to gorge the bait, and be not over hasty, unless your bait be so tender it will not endure nibbling at.

SALMON-PEEL, is a fish that agrees with the salmon in the red colour of its flesh, and perhaps also in kind: of these there is so great abundance in some rivers in *Wales*, that they are very little valued, and the fishermen sometimes throw them to the hogs.

SALMON-PIPE, an engine for catching salmon and such like fish.

SALMON-SEWSE, the young fry of salmon.

SALTS, [in Horsemanship] the leaping and prancing of horses, a kind of curveting.

SCAB OR ITCH, a distemper in horses, proceeding from their being over-heated, and corrupt blood; to cure which you must let him bleed and purge him: for this take of the root of wild cucumber, and reduce it to powder; infuse it in a pint and a half of white wine for three hours; and give it him to drink, and he will soon be well.

If the distemper appears outwardly, rub all the parts of the horse's body that are affected, with ointment called, *Ægyptiacum*, or *Unguentum Apostolorum*.

SCABBARD, is the skin that serves for a sheath or case to a horse's yard.

SCABBED HEELS IN HORSES, a distemper, called also the frush.

Sometimes the frush falls away by degrees, by reason of an eating scab which penetrates to the quick, and causes so great an itching that the horse cannot walk without halting; but these sores are not so dangerous as they are troublesome.

Before the horse grows lame, his feet will stink like old rotten cheese, so that you may easily discover the nature of the grief, since you cannot possibly come into the stable without smelling it; and besides the horse will sometimes beat the ground with his feet, by reason of the intenseness of the itching.

To begin the cure, you must pare the frush as near as you can with a butters, and having quenched a good quantity of unslaked lime in vinegar, and strained it, boil it, and throw it boiling hot upon the frush: after you have done this, apply a restraining charge of powder of unslaked lime, mixt with the second water, or the black restraining, made of foot, vinegar, and whites of eggs.

The following ointment, called the *Countess's* ointment, is also very useful in these cases: in half a pint of aqua vitæ boil a pound of honey, in a clean glazed pot, over a gentle fire, stirring it till the honey is thoroughly heated and incorporated with the aqua vitæ, then add verdigrease, *Venetian* borax, and gall, of each two ounces, seared through a fine sarse, with two ounces of white vitriol pounded.

Boil these all together over a small-coal fire, stirring them till they be well incorporated, and keep the ointment for use: this will cure in three or four applications, but the dressing must be kept on with splents.

If the disease return after the sore has been cleansed, then apply the following ointment, which is called the neat-herd's ointment.

Take burnt alum and borax in fine powder, of each two ounces, white vitriol and verdigrease, of each four ounces, very finely powdered; put these into a very clean pot, with two pounds of honey, and boil them over a clear fire, stirring all well together, till they be well incorporated; when the ointment is cool, stir two ounces of strong aqua fortis; keep it well covered for use, and stir it once a day, for the first six days.

This ointment will heal them, though the internal cause can hardly be removed, and besides, the horse may be let blood in the toe, from time to time.

For preservation, the frush ought to be pared often, and the place rubbed once or twice with the second water, which will waste away part of the corruption, and dry up the root of the scabs so effectually, that they will not break forth again for a long time; then bathe the feet daily with the following water:

Boil

Boil allum and white vitriol, of each a pound and a half, in a gallon of water, till it be wasted to two quarts at least; when you perceive the itching to be gone, melt tar, or black pitch, upon the scabs, and keep the horse's feet well picked, and free from dust, or any other filth that may dry them.

**SCATCH-MOUTH;** is a bitt-mouth, differing from a cannon-mouth in this, that the cannon is round, and the other more oval.

That part of the scatch-mouth which joins the bitt to the branch, is likewise different; a cannon being staid upon the branch by a fonceau, and a scatch by a caperon, which surrounds the banquet; the effect of the scatch-mouth is somewhat bigger than that of the cannon-mouths, and keep the mouth more in subjection.

Commonly your snaffles are scatch-mouths.

**SCIATICA or RHEUMATISM.** A disorder horses are liable to, to cure which take half an ounce of oil of turpentine, and two ounces of camphorated spirits of wine, with which rub the part well, and let the horse have rest for a fortnight and the complaint will be removed.

**SCOWRINGS FOR HORSES;** are those gentle, wholesome, and natural medicines, which, not stirring up any great flux of humours, only keep the body clean from such as are apt to rise or grow, being every way as wholesome in health as sickness, and may most properly be termed preparatives or preparers of the body, to entertain stronger remedies.

There are several kinds of them prescribed but the most gentle and natural is grass, which you should give him for fifteen days together, after which time it will fatten him.

The best grass for this purpose, is that of a new mown meadow, for that will rake his guts very well, and not fatten; but if you would have him fatten, you must put him into some other pasture, which has not been mown, next to this forage, *i. e.* only the blades of green corn, as wheat, rye, barley, &c. given him from seven days, and no more will cleanse and cool his body; the like al-

so will the leaves of fallow, the elm, or green thistle, do.

A mash of malt, taken in a larger proportion than is directed under that head, mixed with an handful, or more, of beaten hemp-seeds is also a gentle medicine in this case.

Other sorts of scowrings there are; particularly after sweat, take half an ounce of rosin, or jalap in powder, as much of cream of tartar powdered, as also of liquorice in powder, make them into balls with fresh butter, of about the bigness of a small walnut, and give him four or five at a time in a hornful of beer, one after another.

One of a stronger nature is to mix a handful or two of hempseed, with oats, or take a handful of the powder of dried box leaves, and as much of brimstone, and mix it amongst his provender; these two purge the head, stomach, and entrails, will kill all kind of worms, and dry up flegm.

Another prescription is, to take fallad-oil half a pint, a pint of new milk from the cow, brew it together, and give it him lukewarm; or else take a pint of muscadine, and half a pint of fallad-oil, and give it him to drink; or the same quantity of oil and sack, mixed together, and give it lukewarm; this has much the same effect as the others, and is good for any manner of cold, stopping the wind-pipe, and, if you add a quantity of fugar-candy thereto, it will be better.

But for such horses, whose greafe must necessarily be melted, as running, hunting horses, and the like, first take twenty raisins of the sun, with the stones picked out of them, ten figs split round-wise, boil them in two quarts of running water, till the water be consumed and thickened; then take powder of liquorice, aniseed, and fugar-candy, finely searfed, and mix it with the raisins and figs, stamping and working them together till they become a stiff paste, then making round balls thereof, of a tolerable bigness, roll and cover them all over with fresh butter, and give as many of them to the horse as you shall think suits his strength, provided the day before you give him such exercise



exercise as will raise his greafe, and that immediately before you give him the medicine, you also wann him thoroughly, that the humours being again stirred up, it may the more effectually work.

Another very good receipt to purge a horse from all greafe, glut, or filthiness within his body, is to take three ounces of aniseed, six drachms of cummin seed, a drachm and an half of cathamus, an ounce and two drachms of fenugreek seed, an ounce and a half of brimstone, all which beat to a fine powder, and searse them; then take a pint or two of fallad oil, a pound and a half of honey, and of white wine two quarts; and this with as much fine wheat flour as is sufficient, make all into a stiff paste, and knead and work it well, which you are to keep in a galley-pot, close covered, for your use.

Now when the horse has been hunted, and is at night, or in the morning, very thirsty, take a ball of it as big as a man's fist, and dissolve it in a gallon or two of cold water, and it will make the water look as white as milk; then give it him in the dark, lest the colour displease him; if he drinks it, then feed him; if he does not, let him fast till he takes it, which certainly he will do at twice or thrice offering; and when he has once taken it, he will refuse all other drink for it; and you cannot give him too much nor too often of it, if he has exercise.

For another sort of scowring, when others will not work: take a quarter of a pound of sweet butter, as much of castile-soap, and half an ounce of aloes; beat them together, and add two spoonfuls of beaten hemp-seed, and of rosin half a spoonful, of sugar-candy an ounce, bruised; work them all into a paste, and immediately after his heat, give it him in balls, having first warmed him, and stirred up the greafe and foulness within him.

**SCRATCHES IN HORSES**, a distemper of several sorts and kinds, distinguished by various names, *viz.* crepances, rat-tails, mules, kibes, pains, &c. being no other than the scratches, which are certain dry

scabs, chops, or rifts, that breed between the heel and pastern joints, and do many times go above the pastern, to the very hoof of the hinder legs, and sometimes are upon all four legs, though this is not very common.

They proceed from dry, melancholy humours, which fall down upon the horse's legs; or from the fuming of his own dung lying under his heels, or near them: sometimes by his heels not being cleaned, especially after a journey or hard labour, they not being rubbed dry from sand and dirt, after he is brought in from watering; which burns and frets them, and so causes swellings, and those swellings the scratches.

Sometimes they proceed from a corruption of blood, after great heats, taken now and then by being bred in fenny, marshy, watery grounds; or lastly, by over-hard riding, whereby his greafe being melted, it falls down and settles in his pastern and fetlock, and these produce this sovrance.

The signs to know this distemper, are the staring, dividing, and curling of the hair. It begins first with dry scabs in the pastern joints, like chops or chinks, in several shapes and forms; sometimes long-ways, sometimes downright, and at other times over-thwart, which will cause the legs to swell and be very gouty, and run with fretting, watery matter, and offensive stuff which will make him go lame at first setting out, that he will be hardly able to go.

For the cure you must be sure to keep his legs from wet, all the while you use any application to them; clip away the hair very close from his heels, or else that will poison his legs; and before you apply any remedy to them, scrape off the scabs, and wash the blood off with chamber-lee, and salt of brine.

There are a multitude of receipts for this purpose, but I shall prescribe only some of the chief.

Sometimes indeed the scratches prove very obstinate, in which case the following ointment should be used: observing that if any cavities should be formed, to lay them open; for it is in vain to expect a cure unless you dress the wound to the bottom.

Take

Take of *Venice* turpentine, four ounces ; of crude mercury, one ounce ; incorporate them well together by rubbing them a considerable time in a glass or iron mortar ; and then add to the mixture honey and sheeps suet, of each two ounces.

Anoint the parts affected once a day : and if the horse be full of flesh, it will be necessary to bleed and purge.

1. Take brimstone finely powdered, mix it with sweet butter, and anoint the part with this once a day.

2. Take a handful of the tender tops of elder-buds, and as many bramble-berries, and before they are ripe, and when they are red, bake them in two quarts of wort, and about the quantity of an egg-shell of alum, with which water, very hot, wash the sores twice a day.

3. Let the horse bleed in the shackle-veins, spur-veins, and the fore-toe veins, only let it be three days between the bleeding of the one toe and the other ; then rub the sores till they be raw and bleed, with a thin hay ropè.

Having boiled half a pound of allum, in a quart of stale urine, and a quart of strong brine, till they come to a quart, wash the sores well with the liquor ; afterwards having procured the sperm of frogs, in the month of *March*, and put them into a pot, and let it stand for a week, in that time it will look like oil : spread this, with what round things appear in it, on a cloth, and bind it on the sores, repeating this several times. This has cured, when the disease has been thought incurable.

But the best of all medicines, and which scarcely ever fails to cure the scratches, is, if the horse be of a strong body and good stature, give him an ounce and a half of the best aloes that you can get, pound it to a very fine powder, and mix it with very good butter, working and mixing it very well with a knife, then divide it into three parts, every one of which cover again with fresh butter, and make them as big as a good middling wash-ball ; give the horse one of these in the morning fasting, upon the point of a stick, and a little while after ride him

to warm his body, which will cause them to work the better ; then bring him into the stable and keep him warm, and let him fast two or three hours, when you are to give him a mash of malt, let him eat a little hay, and then ride him softly for two or three hours.

After the balls, pour down a horn or two of warm beer, and if you find him purge too much, so that it takes his stomach quite away, give him two wild briar-balls, pounded to powder, in a quart of warm beer, and it will soon stop it ; or if you have not the briar-balls, boil some cinnamon, pepper, nutmeg, ginger, and bay-berries, in the beer.

But if the horse does not purge at all, ride him to some green corn that is not cut, or for want of that, to some four grass, and let him feed on it for about a quarter of an hour, then ride him gently home, set him up warm, and he will purge very kindly without danger.

SCRY [in Falconry] a great flock of fowls.

SCULK [with Hunters] a company, or a sculk of foxes.

SCUT ; the tail of a hare or rabbit.

SEA DRAGON ; a sort of fish that delights to swim in a strong stream, called also a quaviver.

SEAMS } IN HORSES, are certain clefts  
SEYMS } in their quarters, caused by the dryness of the foot, or by being ridden upon hard ground ; they are easily perceived by the horse's not setting his feet firm down in walking.

You may know them by looking upon the quarters of the hoofs on the inside, which will be cloven from the coronet to the very shoe, quite through the horn, and such quarters are commonly straitened.

Some of these clefts do not rise so high as the coronet, and therefore are the less dangerous ; so that though they may be recovered, yet is an imperfection in the feet, especially in fat ones, which have a thin horn, where such clefts frequently cause the scratches on the coronet.

Those horses that are troubled with seams, cannot



cannot work but on very soft ground, for upon stony hard pavements the blood will often times issue out of the clefts.

For the cure of this malady, *see* FALSE QUARTER.

SEAN; a kind of long and large fishing net.

SEAT; is the posture or situation of a horseman upon the saddle.

SEELING A HAWK, [in Falconry] is when a hawk first taken, is so blinded with a thread run thro' the eye-lids, that she sees not at all, or very little, the better to make her endure the hood.

SEELING; a horse is said to feel, when upon his eye-brows, there grows white hairs, mixed with those of his usual colour, about the breadth of a farthing, which is a sure mark of old age.

A horse never feels till he is fourteen years old, and always before he is fifteen, or sixteen at furthest; the light, sorrel, and black, feel sooner than others.

Horse-courfers usually pull out those white hairs with pincers, but if there be so many that it cannot be done, without making the horse look bald and ugly, then they colour their eye-brows, that they may not appear old.

SEIZING [in Falconry] is when a hawk gripes her prey, or any thing else fast, within her claws.

SELENDERS, are chops or mangy sores in the bending of the horse's hough, as the mallenders are in the knees,

SEPARATERS. *See* the TEETH OF A HORSE.

SERCIL FEATHERS OF A HAWK; are the same that are called pinions in other fowls.

SERE; the yellow between the beak and eyes of a hawk.

SERPEGER; the riding of a horse in the serpentine way, as in a thread with waved turnings, like the posture of a serpent's body.

SERPENTINE: a serpentine tongue is a frisking tongue that is always in motion, and sometimes passes over the bit, instead of keeping in the void space, called the liberty of the tongue.

SET-FAST. *See* WARBLER.

SETTER; a setting dog to catch fowl with. *See* POINTER, and SETTING-DOG.

SETTING DOWN [with Falconers] is the putting a hawk into the mew.

SETTING [with Cock-fighters] is a term used after a cock has fought so long that he is not able to stand, or gives over fight; then he is brought to the other cock, and set beak, to beak, and if he does not strike, the battle is lost.

SETTING-DOG; a dog trained up to the setting of partridges. &c. from a whelp, till he comes to perfection. You must pitch upon one that has a perfect and good scent and is naturally addicted to the hunting of fowl, and this dog may be either a land-spaniel, water spaniel, or a mungrel, between both, or indeed the shallow-flawed hound, tumbler, lurcher, or small bastard-mastiff, but none is better than the land spaniel; he should be of a good nimble size, rather small than thick, and of a courageous mettle, which tho' not to be discerned, being very young, yet you may very well know it from a right breed, which have been known to be strong, lusty, and nimble rangers, of active feet, wanton tails, and busy nostrils.

Having made choice of a dog, begin to instruct him at four months old, or six at the farthest; and the first thing you should do, is to make him loving to, and familiar with, you; the better to effect this, let him receive his food, as much as can be, from no other hand but your own, and correct him rather with words than blows. When he is so far trained as that he will follow none but yourself, and can distinguish your frown from your smile, and smooth words from rough, teach him to couch and lie down close to the ground, first by laying him often on the ground, and crying lie close, and then rewarding or chastizing him, according as he deserves; in the next place teach him to come creeping to you, and if he offer to raise his body or head, you must not only thrust the rising part down, but threaten him with an angry voice, which if he seem to flight, give him a small jerk or two

with a whip-cord lash, and often renew his lessons, till he become very perfect in them.

Then teach him to lead in a string or line, and to follow you close at your heels, without trouble or straining his collar; after he has learned these things, take him into the field, and give him his liberty to range, but still in obedience to your command, and if he commits a fault, give him due correction.

As soon as you see him come upon the haunt of any partridge (which may be known by his greater eagerness in hunting, as also by a kind of whimpering and whining voice, being very desirous to open, but not daring) you ought then to speak to him, bidding him take heed, or the like; but yet, if he either rush in, or spring the partridge, or open, and so the partridge escapes, then he ought to be severely corrected, and cast him off again, and let him hunt in some place where you know a covey lies, and see whether he has mended his fault; and if you catch any with your nets, give him the heads, necks, and pinnions, for his encouragement. *For more see* POINTER.

SEVIL OF THE BRANCHES OF A BRIDLE; is a nail turned round like a ring, with a large head made fast in the lower part of the branch, called *gargouille*. See BANQUET.

SEWEL, [with Hunters] that which is fet or hanged up to keep a deer out of any place.

SHAMBRIER; is a long thong of leather, made fast to the end of a cane or stick, in order to animate a horse, and punish him if he refuses to obey the rider.

SHANK IN A HORSE, is that part of the fore-leg, which is between the knee and second joints, next to the foot, called a fet-lock, or pastern-joint.

SHAW-FOWL; an artificial bird made on purpose for fowlers to shoot at.

SHEDDING OF THE HAIR. See CAST.

SHEDDING OF THE SEED, [in Horses] proceeds sometimes from the abundance and rankness of it, and also from strains, or being over loaded, and sometimes from an infirmity in the stones and seed vessels, not

being able to retain the seed till it be digested and thickened.

For the cure; take a pound of *Venice* or common turpentine, and the same quantity of bole armoniac finely powdered, and as much wheat flour as will suffice to make it up into a stiff paste; roll it out between your two hands, and break it off about the quantity of a smell wash-ball, and give the horse three of them morning and evening, upon the end of a stick, or in a horn full of strong beer, till the flux of seed stop, which will be effected in a week or ten days, or at most in a fortnight; but before you give him the balls, it will be proper to purge his reins very well, for this will not only hasten, but perfect the cure.

For the shedding of seed, or colt evil; mix *Venice* turpentine and sugar together, and give the horse every morning a ball, until the flux be stopped.

If you add a little of the inner bark of oak, or the powder of an acorn, they will be very good.

This distemper happens commonly in *August*, and in very hot weather in *May*.

For the colt evil take the powder of aniseeds, and leaves of betony in equal proportion, stamp them with white wine, till they come to be a very thick paste; anoint the fore with this, and it will cure that imperfection in the yard of the colt.

SHELL-TOOTHED HORSE; is one that from four years, to old age, naturally, and without any artifice, bears a mark in all his fore teeth, and there still keeps that hollow place with a black mark, which we call the eye of a bean, insomuch that at twelve or fifteen he appears with the mark of a horse that is not yet six.

For in the nippers of other horses, the hollow place is filled, and the mark disappears towards the sixth year, by reason of the wearing of the tooth.

About the same age, 'tis half worn out in the middling teeth, and towards the eighth year, it disappears in the corner teeth; but after a shell-toothed horse has marked, he marks still equally in the nippers, the middling, and the corner teeth; which proceeds



ceeds from this, that having harder teeth than the other horses, his teeth do not wear, and so he does not lose the black spot.

Amongst the *Polish*, *Hungarian*, and *Croatian* horses, we find a great many hollow toothed horses, and generally the mares are more apt to be such, than the horses.

SHOEING OF HORSES, a work properly belonging to the Smith, but as Noblemen, Gentlemen, and others who are owners of horses, ought to be able to know and distinguish, at least in some degrees, when 'tis well or ill done, it is judged necessary to be a little particular concerning it.

This art consists in paring of the hoofs well, in the shoe's being made of good stuff, in the well fashioning the web thereof, and well piercing the same, in fitting it to the horse's hoof, in making nails of good stuff, and well fashioning them; and lastly, in the well driving and clenching of them.

But so far as horse's hoofs are either perfect or imperfect, and these last also either rugged, long, crooked, or flat, and that the brushes may be broad, or the holes narrow, respect must be had unto them in this work.

First then for the paring of the perfect foot, and the fore feet, the seat of the shoe must be pared as even and plain as may be, that it may sit close, and not bear more upon one place than another, and more must be taken off the toes than the heels, for the heels must be higher than the toes, because all the weight of the horse's fore-body lies upon the quarters and them.

Next, the shoe must be made of *Spanish* iron, with a broad web, fitting it to the hoof; and let the spangles be thicker and more substantial than any other part of the shoe; and also something broad, so that the quarters on both sides may appear without the hoof, about a straw's breadth, to guard the coffin, which is the strength of the hoof; and in piercing, pierce it from the quarter to the hard toe, but not backwards towards the heel, that the holes may be wider on the outside than on the inside, and that the circle of the piercing may be more distant from the edge of the toe than from the edge

of the quarter where it begins, because the hoof is thicker forwards than backwards, and therefore more hold to be taken: make the nails of the same stuff with the heads, square, and not quite so broad beneath as above, but answerable to the piercing-holes, so as the heads of the nails may enter in and fill the same, appearing somewhat above the shoe, and then they will stand sure without shogging, and endure danger; and that which pierces them must be of the same size with the nails, that is, great above and small beneath, which is usually but little regarded by our smiths, who make the holes as wide on the insides as on the outsides, and their nails of a great shouldering, by driving them over hard upon the nail-hole, that the heads, or rather necks of them, cannot enter into the holes; whereas a good nail should have no shouldering at all, but be made with a plain square neck, so as it may justly fill the piercing-holes of the shoe, for otherwise the head of the nail standing high, and the neck thereof being weak, it either breaks off or else bends upon any light occasion, so as the shoe stands loose from the hoof, and is quickly lost.

Again, the shanks of the nails should be somewhat flat, and the points sharp, without hollowness or flaw, and stiffer towards the head, above than beneath; and when you drive, drive at the first with soft strokes and a light hammer, till the nail is somewhat entered; and in shoeing fine and delicate horses, their points must be greased with soft grease, that they may the more easily enter, and the two talon-nails must be drove first; then see whether the shoe stands right or not, which may be seen by beholding the frush, that it is right; if not, it must be set to rights, and so another nail driven in; when that is done, let the horse set down his foot again, and look round about it, to see whether it fits his foot in all places, and whether he treads just and even upon it, or otherwise; and if it appears that it does not furnish every part equally, but that it appears more on one side than another, lift up the horse's other foot, that so he may stand steadily on that foot, strike him on the

hoof with the hammer, on that side the shoe is scanty, and that will make it come right.

When the shoe stands strait and just, let all the rest of the nails be drove in, to the number of eight, four on each side, so that their points may seem to stand in the outside of the hoop, even and just one by another, as it were in a circular line, and not out of order like the teeth of a saw; then cut them off and clinch them, so as the clinches may be hidden in the hoof, which by cutting the hoof with the point of a knife, a little beneath the appearance of the nail, you may easily do. This done, pare off the hoof with a rape, so as the edge of the shoe may seem round about it.

Now for shoeing imperfect hoofs; as to the broad one, in paring, as much must be taken off the toe with a butteris as possibly may be, keeping it always under; but the heels and quarters must not be touched at all, unless it be to make the seat of the shoe plain, and that must be done as superficially as may be, whereby the hoofs shall always remain strong: then make a good strong shoe, with a broad web and broad spunges, pierced as before, fitting to the pared hoof, and let it appear from the talon-nail towards the heel, a straw's breadth without the hoof; and let it be set in such order, and with such nails as appertain to the perfect hoof, saving that five nails must be set on the outside of the hoof, and four on the inside, because he wears more without than within.

2. The rough and brittle hoof, which is generally weaker without than within, and for the most part better than the other hoofs; the heels may be more opened than the other, that so they may the more easily be stopped with cow-dung or other ointment, to keep them moist: the raggedness also on the outside of the coffin, should be filed away with a rape, and made smooth, and it must also be anointed oftner than other hoofs; but as for the rest of the hoof it must be pared as the perfect one, for which the shoe must be made neither too light, but so that it may bear the horse, nor yet too heavy, for then the hoof being weak,

will soon cast it; and this shoe must be pierced to be set on with nails, five without and four within.

3. The long hoof, reckoned imperfect, may be helped by cutting away the toe, for the shorter foot a weak and tender leg has, the better; and the rest of the hoof may be pared like the perfect one, for which hoof make as round a shoe as you can at the toe, that the breadth may take away the ill sight of the length; if the foot be very narrow, let the shoe disboard without the hoof, pierce the deeper, and set it backward enough; because such kind of feet tread most on the heels, and let it be set on with eight nails, like the perfect hoof.

4. The crooked hoof; to pare which, look on that side of the hoof which is highest and least worn, then pare all that away, and make it equal with the lower side which is most worn, without touching the worn side at all, unless it be to make the seat of the shoe plain; and for the rest, it must be pared like the perfect hoof; then having an indifferent strong shoe, with a broad web ready, let it be fitted to the foot, and pare it not till you have laid the shoe to the foot, to the intent you may pare it to the horse's best advantage, which may be done if the scant-side be pared; that is, mostly the inside, more towards the toe than the fuller and stronger side; and where the hoof is weakest, there also the shoe must be made strongest, and set this on with nine nails, viz. five on the strongest, and four on the weakest side.

5. In that imperfect hoof, called the flat hoof, otherwise the promised hoof, make the seat of the shoe plain, and take somewhat off the toe, but the heel and ball of the foot must not be touched, but both of them left as strong as they can be; and the shoe for it must be made with a very strong web, for the more it covers the weak sole, the better; and let the mid part of the web that covers the ball of the foot, be much thicker than the outsides, where the piercings be; and let it be so hollow as to touch no part of the ball of the foot, and let it be large and long enough in all places,



so that the horse may go at ease; and it must be pierced round about the toe, to favour the heels, and make ten holes for ten nails, *viz.* five on every side.

6. For the over-hollow hoof, and consequently in imperfect ones, pare it round about, especially the seat of the shoe, round about by the edges, that so the hollowness thereof within may not be so deep, but shallower than it was before, and let it be always kept moist with stopping it, for fear of hoof-binding, observing as even a hand as may be in your paring, in all points like unto the perfect hoof; and in like manner make for it such a shoe in order and form, as was said before, to serve the perfect hoof.

7. As to broad brushes, which cause weak heels, there is little or no need of paring at all; wherefore the toe must only be pared, and also the seat of the shoe, as much as shall be judged necessary to the even standing of the shoe, leaving the heels as strong as may be; but for this sort of hoof, the shoe must be stronger towards the heel than towards the toe; and also let the web be somewhat broad towards the heels, to save them from the ground; and it must be set on with nine nails, because it is most commonly a great foot; but in all other respects let it be made like the shoe for the perfect hoof.

8. The imperfect hoof, with narrow heels, must have the toe pared short, and the seat of the shoe must be made plain and fair, and open only so much that there may be some little space between the brush and the heel, for the less you take off the heel, the better: for this, a light shoe must be made, with a broad web; and the sponges must be so broad as almost to meet together, to defend the heel from the ground, and pierce it all towards the toe, sparing the heels as much as may be: you must see that the shoe be long enough towards the heels; let it be set on with eight nails, like the shoe that fits the perfect hoof.

9. Now as to the paring and shoeing of the hinder foot, which is clear contrary to the fore feet, for the weakest part of the hinder foot is the toe, and therefore in par-

ing them, you must always pare it more than the heels; but in all other points observe the order of paring according to the perfection or imperfection of the hoofs, before declared.

Then in shoeing, it must be here stronger at the toe, and pierced nigher the heel than the toe, and the outside of the shoe should be made with a calkin, not over high, but let the other sponge be agreeable to the calkin, that is, as high in a manner as the calkin, which is to keep the horse from sliding; but then it must not be sharp-pointed, but rather flat, and handsomely turned upwards, which is the best sort of calkin.

But in case of a false quarter, if the horse halts, then make him a shoe fitting to his foot, tacking it on the quarter, on that side the false quarter is; but if he does not halt, then make it with a button or shouldering, on the inside of the shoe, and next to the sole of the foot, somewhat distant from the false quarter, towards the toe, which will defend the sore place, that the shoe touch it not; and you may travel your horse where you please with this sort of shoe.

10. For the hoofs that interfere; as they are most commonly higher on the outside than on the inside, you should therefore take off the outside with a butteris, to the intent that the inside may be somewhat higher, if it will be, than the outside; and then making a shoe for his foot, which should be thicker on the inside than on the outside, it must never have any calkin, for that will make the horse tread awry, and the sooner to interfere. *See INTERFERING.*

Lastly; for paring and shoeing the foot that is hoof-bound; first pare the toe as short as may be, and the sole somewhat thin; then open the heels well, and make him a half shoe, like a half moon. *See HOOF-BOUND.*

And for the shoeing of a coach horse, *See COACH-HORSE.*

SHOLE, a company of fish.

SHOOT, [with Hunters] a young bear.

SHOOTING OF FOWL; whether the game be flying, or on a hedge or tree, always endeavour to shoot as near as you possibly

sibly can, with the wind, and rather sideways, or behind the fowl, than in their face; nor shoot at a single bird, if you can compass more within your level.

If they be on a tree, hedge, or the ground, seek out for the most convenient shelter you can, of a hedge, bank, tree, &c. that you may be concealed from the sight of the fowl, and being within shot, and having a fair mark, lose no time, but let fly.

SHOOTING FLYING, is by experience found to be the best and most diverting way of shooting: it is necessary for any gentleman who sports much to have two guns; the barrel of one about two feet nine inches, which will serve very well for the beginning of the season, and for wood-shooting; the other about three feet three inches, for open-shooting after *Michaelmas*: the birds by that time are grown so shy, that your shoots must be at longer distances. But if you intend one gun to serve for all purposes, then a three feet barrel, or thereabouts, is most proper.

You should always have it cocked in readiness, holding your thumb over the cock, lest it should go off when you would not have it.

It is generally accounted the best way to aim at the head, if the game flies over your head; but to aim as it were under the belly, if it flies from you; and it will be best to let the game fly a little past you before you let fly, for so doing the shot will the better enter the body. Shot delivered from a gun in general lose or decrease half the quantity every ten yards, or thereabouts; so that at forty yards there will not be thrown in above a fourth of what would be into the same space at twenty yards. From which it appears, that if you take aim a foot before a cross shoot at forty yards, you will be the most likely to meet the bird with the center shot; and which is looked upon to fly the strongest, and to be the most efficacious at long distances than the diverging shot: for whether it be the shot striking against each other, or against the air, at first coming out of the muzzle, or whatever be the cause of their diverging, it must in some degree re-

tard their motion. But if there be a brisk wind, it will certainly bend the course of the shot; you must therefore consider, whether the wind blow with the bird, or against it; if it blow with it, you need little more than to observe the general rule; because the wind helps the bird forward nearly as much as it diverts the shot: but if it fly against the wind, the shot decline more than the bird is retarded, and therefore you ought to take aim at a greater distance before the bird.

One good pointer in the field at a time, if you have patience to attend him, will be sufficient for two men to shoot with; but if you have an old springing spaniel, that is so well under command that you can always keep him near you; such a dog may be used with your pointer with great advantage: as he will better find birds that are wounded, and also spring such as are near you, which you otherwise might pass. But if you should be fond of hunting many pointers together in a field, as is frequently done; you should not have more than one amongst them, who has been taught to fetch his game; lest by endeavouring to get it from each other, they should tear it.

Two persons in the field with guns are better than more at partridge-shooting; who should with patience pay a due attention to each other. When your dog points, walk up without any hurry, separating a few yards one to the right and the other to the left of your dog: if a covey springs never shoot into the midst of them, but let him on the left single out a bird which flieth to the left, and him on the right a bird to the right, that you may not interrupt each other, nor both shoot at the same bird, and readily let fly at the first aim. Let each of you mark the fall of his bird, and immediately run to the place; and if the dog does not secure it, or the bird should be only wounded and have run, put him upon the scent; but if your dog understands his business, and will fetch his game, it is better to trust to him and load again as quick as you can. It will always be of great use and save much time and trouble, to have a per-



fon without a gun to mark the flight of the birds.

If a single bird be sprung, let him take the shoot to whose side it flies: the bird being killed, cause your dog to lay by it whilst you load, lest he spring other birds that are near you.

If you trace the birds to a hedge, double the row by walking one on each side, taking your dog on the ditch side: here if you have a spaniel he will be of great use; as you may make him go along in the ditch, and your pointer on the other side; by which means you will not pass a bird, and one of you will most likely get a good shoot at it. Your own judgment, with very little experience will best direct where the birds are most likely to be found at different times of the day, according to the grounds you have to hunt in.

#### *Of Pheasant and Woodcock shooting.*

Pheasants or Woodcocks generally lie in carrs or woods where there is much cover. Spaniels are therefore the dogs most proper for this kind of shooting. Some pointers indeed, that are bold spirited and have been a great deal used to this work, will follow a pheasant very well; but from the generality of slow staunch pointers a pheasant will get off so fast, as when sprung to be out of the reach of gun-shot; besides they are not hardy enough to go into thick cover.

The spaniels proper for this work are of a middling size, their legs rather short and very strong: they must be hardy, able to bear great fatigue, disposed to go into cover freely and undaunted, to hunt very briskly, and yet go very slow when upon scent of game. You cannot begin too early with these dogs, to teach them to fetch a bird and bring it after you: which will prevent their getting a habit of tearing or breaking the game. One of this kind must be always obliged to lay down whilst you load: and as his business is to spring game, you should never suffer him to go above ten or fifteen yards from you; and therefore take him out with others that are brought under command

as soon as he is able to hunt. For to have good spaniels, they must be used a great deal. If you find any difficulty in keeping him to hunt near you, put one of his feet into his collar, and hunt him so for an hour or two. Frequent repetitions of this punishment will bring him to a sense of his duty. One, two or three brace of spaniels well broken, may be used together; and they will find work enough in a large wood or thick cover. If two persons intend hunting in a wood, it is best for one to go round it on the outside first, whilst the other goes opposite to him a little way into the wood, and afterwards to sink in deeper as you shall find occasion: unless you know the most likely part to find game in: in which case you may hunt the interior part first. Some persons when they want to hunt a very large wood approve of taking a brace of high mettled spaniels that have not been broken, to hunt close, and turn them into the middle of the wood; whilst they with their well-broken spaniels hunt outwards. But unless you have any extensive woods to hunt, such dogs are more likely to hinder than add to your sport; and it will be better to hunt with patience with only such dogs as are under good command, let the woods or cover be ever so large.

If you design to shoot Ducks, use no dogs to range, but only to follow you close behind, for those kind of fowls will rise fast enough.

This method of shooting flying may also be performed on horse-back, which is more commodious and less toilsome,

**SHORT-JOINTED**; a horse is said to be short-jointed that has a short pastern.

When the joint or the pastern, is too short, the horse is subject to have his fore-legs from the knee to the coronet in a strait line.

Commonly your short-jointed horses do not manage so well as the long-jointed; but out of the manage, the short-jointed are the best for travel or fatigue.

**SHOT-MAKING**; shot for fowling should be well sized, and of a moderate bigness, for should it be too great, then it flies

flies thin and scatters too much, or if too small, then it hath not weight and strength to penetrate far, and the bird is apt to fly away with it: in order therefore to make it suitable to the occasion, it not being always to be had in all places, fit for your purpose; I have therefore set down the following true method of making all sorts and sizes under the name of mould-shot. Its principal good properties are to be round and solid.

Take any quantity of lead you think fit, and melt it down in an iron vessel, and as it melts keep it stirring with an iron ladle, skimming off all impurities whatsoever that may arise at the top: when it begins to look of a greenish colour, strew on it as much *auripigmentum*, or yellow orpiment, finely powdered, as will lie on a shilling, to every twelve or fourteen pound of lead; then stirring them together, the orpiment will flame.

The ladle should have a notch on one side of the brim, for the easier pouring out the lead; the ladle must remain in the melted lead, that its heat may be agreeable to that of the lead, to prevent inconveniences which otherwise may happen by it's being either too hot or too cold: then to try your lead, drop a little of it into the water, which if the drops prove round, then the temper of heat is right; if otherwise, and the shot have tails, then add more orpiment to increase the heat, till it be found right.

Then take a plate of copper, about the bigness of a trencher, which must be made with a hollowness in the middle, about three inches compass, within which must be bored about forty holes according to the size of the shot which you intend to cast: the hollow bottom should be thin, but the thicker the brim, the better it will retain the heat. Place this plate on a frame of iron, over a tub or vessel of water, about four inches from the water, and spread burning coals on the plate, to keep the lead melted upon it: then take some lead and pour it gently on the coals on the plate, and it will make its way through the holes into the water, and form itself into shot; do thus till all your lead be run through the

holes of the plate, taking care by keeping your coals alive, that the lead do not cool, and so stop up the holes.

While you are casting in this manner, another person with another ladle may catch some of the shot, placing the ladle four or five inches (underneath the plate) in the water, by which means you will see if they are defective, and rectify them.

Your chief care is to keep the lead in a just degree of heat, that it be not so cold as to stop up the holes in your plate, nor so hot as to cause the shot to crack: to remedy the heat, you must refrain working till it is of a proper coolness; and to remedy the coolness of your lead and plate, you must blow your fire, observing that the cooler your lead is the larger will be your shot, as the hotter it is, the smaller they will be.

After you have done casting, take them out of the water, and dry them over the fire with a gentle heat, stirring them continually that they do not melt; when dry, you are to separate the great shot from the small, by the help of a sieve made for that purpose, according to their several sizes. But those who would have very large shot, make the lead trickle with a stick out of the ladle into the water, without the plate.

If it stop on the plate, and yet the plate be not too cool, give but the plate a little knock, and it will run again; care must be had that none of your implements be greasy, oily, or the like; and when the shot, being separated, are found too large or too small for your purpose, or otherwise imperfect, they will serve again at the next operation.

**SHOULDER OF A HORSE**, is the joint in the fore-quarters that joins the end of the shoulder-blade with the extremity of the fore-thigh.

**SHOULDER OF A BRANCH**, is that part of it which begins at the lower part of the arch of the banquet, over-against the middle of the fonceau, or chaperon, and forms another arch under the banquet.

The shoulder of the branch casts a greater or lesser circumference, according as it is designed to fortify or weaken the branch.

**SHOULDER**



**SHOULDER OF A HORSE**, is also that part of his fore-hand that lies between the withers, the fore-thigh, the counter and the ribs.

**SHOULDER-PEGGED HORSES**, are so called when they are gourdy, stiff, and almost without motion.

A horse charged with shoulders, is a horse that has thick, fleshy, and heavy shoulders.

**SHOULDER-SPLAIT**, a horse is said to be such when he has given his shoulders such a violent shock, as to disjoint the shoulder-bone from the body.

**SHOULDERS OF A HORSE**, should be sharp and narrow at the withers, of a middle size, flat, and but little flesh upon them; for if he be charged with shoulders, he will not only be heavy on the hand, and soon weary, but trip and stumble every minute, especially if with such shoulders his neck be thick and large.

Some saddle-horses, on the contrary, are too small in the shoulders; that is, when their breasts are so narrow that their fore-thighs do almost touch: such horses are of little value, because they have a weak fore-hand, and are apt to cut by crossing their legs, and carry their legs so confusedly in galloping that they are subject to fall.

The shoulders of a well shaped horse are compared to those of a hare, and the distance between them should be little more than half the breadth of his hind-quarters.

**SHOULDER-PIGHT IN A HORSE**, is a malady, being the displacing the point of the shoulder by some great fall, rack, or pain, which may be known by one shoulder-point's sticking out farther than it's fellow, and also he will halt downright.

As for the cure, swim the horse up and down in deep water a dozen times, which will cause the joint to go back into its right place again.

Then take two pins of ashwood, about the bigness of a finger, about five inches long, and sharp-pointed; slit the skin an inch above and beneath the point of the shoulder, and from above thrust one of these pins downwards, so that both the ends

may equally stick within the skin: but if the wooden pin will not pass through easily, you may first make way for it with an iron pin.

When you have done this, make two other holes cross to the first, so that the other pin may cross the first pin right in the midst, with a right cross, and the first pin should be somewhat flat in the midst, to the end that the other being round, may press the better without hop, and close more exactly together.

Then take a piece of a line, a little bigger than a whip-cord, and make a loop at one end, which being put over one of the ends of one of the pins, so that it may lie between the pin's end and the skin; fasten this last end with your packthread to the rest of the cord, so that it may not slip: both the pins and the cord should be first anointed with hog's grease.

Then bring the horse into the stable, and let him rest for nine or ten days, but let him lie down as little as may be: put a pastern shoe on the fore-leg, and after nine or ten days anoint the fore place with a little dialthæa, or hog's grease, so turn him out to graze, and let him run there till the pins are rotted off; if he be worked in a cart after the end of a month, it will settle his shoulder the better, and make him the fitter for riding.

**SHOULDER-PINCHING**, a misfortune that befalls a horse by labouring or straining when too young, or by being over-loaded.

This malady may be known by the narrowness of his breast, and by the consumption of the flesh of the shoulders, insomuch that the fore part of the shoulder-bone will stick out and be higher than the flesh; and if it be of a very long standing, the horse will be very hollow upon the brisket, towards the arm-holes, and go wider beneath the feet than above the knee.

For the cure, give him a slit with a sharp knife an inch long, upon both sides, an inch under the shoulder-bone; when that is done, with a large quill put into the slit, blow up first one shoulder and then another, as big as possibly you can, and even up to the withers, and with your hands strike the

wind equally into every part of the shoulders, and when they are both full, beat all the windy places with a hazle wand, over all the shoulder; after that, with a flat iron slice, loosen the skin within from the flesh.

Then rowel the two flits or cuts with two round rowels, made of the upper leather of an old shoe, with a hole in the midst, that the corruption may run out; let the rowels be three inches broad, and put in flat and plain within the cut; this may be as large as you think fit to lay the same open.

SHOULDER-SPLAITING, } a malady  
SHOULDER-TORN, } that may

befal a horse by some dangerous sliding, either at home or abroad, by which the shoulder is parted from the breast, and so leaves an open rift, not in the skin but in the flesh, and the film next under the skin, which renders the horse so lame that he is not able to go; and it may be known by his trailing his legs after him in going.

For the cure, put a pair of strait pasterns on his feet, and keep him in the stable without disturbing him. Then take a pint of fallad oil, one pound of dialthæa, half a pound of oil of bayes, and as much fresh butter, which melt all together in a pipkin; and with this anoint the part, and also round about the side of the shoulder: this will cause both the said places and all the shoulder to swell in two or three days time; then prick all the swollen parts with a hamet, or fleam, or a sharp hot iron, and anoint the parts with the before-mentioned ointment.

But if it still continues to swell and gather to a head, you must lance it where the swelling gathers most and feels softest under your finger, and tent it with green ointment.

SHOULDER-WRENCH, a misfortune that befalls horses several ways, sometimes by turning or stopping too suddenly upon some uneven ground, sometimes by running too hastily out at some door; at other times by slipping or sliding either in the stable or abroad, and by several others.

The best receipt for the cure of it, is to take up the horse's sound leg before, to

double it backwards in the joint, and so tie it with a list, or some soft thing, so fast that it will not untie, and then to force him to go upon his three other legs till he sweats at the roots of his ears, flanks, and between his legs; then untie his leg and let it down, and this will cause the blood to descend into the plate-vein, that it will be more visibly seen when it is tied up; but if it does not appear so plain as you would have it, wet it with warm water with your hand, and stroke it downwards towards the place where you are to let him bleed, and this will cause it to appear more visibly.

Then tie up his leg again, and bleed him in the common bleeding-place, between his chest and lame leg, taking away two quarts or more, according as the strain is great or small: save a quart of the blood, and put a handful of salt in it, stirring it while it is running, that it may not clod; and when he has done bleeding, and you have pinned up the mouth of the plat-vein with a leaden pin or needle, to prevent it from bleeding, and bound some hairs of the mane or tail about the pin, to keep it fast and steady, till a day or two after that you take it out, smear him with the blood; but before you pin him up, anoint him all over the shoulder and breast, between his legs, and down to his knee, with oil of turpentine and strong beer or ale, in equal parts, shaken and mingled together very well in a glass vial, clapping and dabbing it well with your hand; then smear all the said places anointed, with the blood and salt, chafing and dabbing this also very well with your hand; then set him up to his meat, and with a list, or garter, tie both his legs together as close as you can; then the next day untie him and walk him out, and if you find that he goes pretty well, ride him gently about a mile, and then set him up again, tying his forefeet together as before.

But if he does not go well the first day, do not ride him, but only walk him the second; and the third day, after his dressing, do not only tie his legs, but flat a stick on both sides, like a wedge, about the bigness of a six-pence, drive this between the toe



of his shoe and the toe of his foot, fast, so that it may not come out; and always while he stands still in the stable, tie his legs close, and peg him with the wedge; and when you take him out to walk or ride, untie his legs and take out the wedge.

Do this every night and morning until he is cured, which will be in a few days, if the hurt has been newly received.

The *Sieur de Solleysel*, and others, prescribe the following medicine for these maladies:

Take half a pound of new wax, the same quantity of rosin, pitch, and common turpentine; a pound of oil of olives, two pound and a half of capon's grease, the same quantity of badger's, horse's, and mules, and of the marrow of a stag: oil of turpentine, two ounces; castor, worms, camomile, *St. John's wort*, linseed, and of foxes, two ounces: set the olive oil in a basin over a clear fire, with the wax, rosin, and pitch pounded together, stirring them over the flame till they are dissolved; then add the fats and stag's marrow, and then the turpentine, and let the whole incorporate over a gentle fire.

Then pour in the oils, keeping stirring them for half a quarter of an hour, then take it off the fire, and keep stirring it till it is cold.

When you apply this ointment, rub the affected part with a wisp of straw, and having warmed your hand, chafe in the ointment as hot as the horse and your hand is able to bear it, holding a hot fire-shovel near the part to cause it to penetrate: repeat this once in two days.

SHRAPE, } a place baited with chaff or  
SCRAPE, } corn, to entice birds.

To SHRIEK, } [with Foresters] to cry or  
To SHRIKE, } make a noise, as a badger

does at rutting-time.

**SIGNS OF SICKNESS IN HORSES.** The first sign of a horse's indisposition, is his loathing his food; then it must be observed, whether he has a wild and haggard look, for the eye of a horse is, as it were, a glass, through which you may discern the inward disposition of his body; observe likewise,

whether his ears be cold, his mouth hot and foaming, or clammy, the hair of his flanks rough and staring, and paler than usual about the ends; his dung hard or black, or greenish, and his urine clear and undigested, like water.

In this case his eyes are subject to weep, his head heavy and hanging down; he is apt to stumble as he walks; he is slow and dull, though he was vigorous before; he never minds other horses, contrary to his former custom, he rises and lies down often in the stable, looking towards his flanks, which are doubled and folded in; his heart beats, which may be perceived, by laying your open hands between the shoulder and fengle, on the left side; and he is also indifferent and unconcerned at what is done to him.

The *Sieur Solleysel* observes, when a horse has been long sick, stales without striding, and even without thrusting forth his yard, letting the water drop from the skin or sheath, it almost always portends death, unless in such horses as have that custom when they are in health; in which case, you must draw no conjectures from this sign, though they continue to stale after the same manner during their sickness.

Another no less fatal sign is, when the hair of his tail, and on his skull, be easily plucked off.

It is a dangerous sign, when a horse either never lies down, or starts up immediately, not being able to breathe freely in a lying posture; whereas if in the declension of this disease he lie down, and continue long in this posture, it is a very good sign.

When a sick horse turns up the whites of his eyes, you may conclude that he is in pain, and that his disease is of long continuance.

From these signs, you may conjecture in general, that your horse is sick, and afterwards you must endeavour to discover his particular distemper, that you may be able to apply suitable remedies; for a disease that is known, is half cured.

But to be more particular: heaviness of the countenance, extreme looseness, or costiveness, shortness of breath, loathing of

meat, a rotten cough, slowness of pace, hollowness of flanks, hanging down of ears, &c. but especially if an horse, who before was usually of a chearful countenance, hangs down his head, it is a sign of a fever, head-ach, the staggers, or sore eyes.

If he turns his head backwards on the right side, to the part aggrieved, it indicates an obstruction in the liver, but if down to his belly, of the cholic, bots, or worms.

If water run out of his mouth, it is a sign of the staggers, or wet-cough.

The hollowness of a horse's temples, is a sign either of the strangles, or old age.

A swelling about the ears indicates the poll-evil, if it be under them, it is a sign of the vives; and in the mouth, of the canker, flaps, or lampers.

If he have a stinking breath, or foul matter issues from his nostrils, it is an indication that he has an ulcer in his nose or head; if the matter be black, it is a sign of the mourning of the chine, or the like; and if white, of the glanders; if yellow, it shews a consumption of the liver, and rottenness of the lungs.

If his breath or body be hot, they indicate a fever and heat of the stomach; when a horse's tongue hangs out and is swelled, it indicates the stronger that his liver is inflamed; if besides he forsakes his meat, that he has either the dry or moist yellows.

Shortness of breath, and beating of the flanks, indicate a fever, or the strangles; but if the passage of his throat be stopped, it is a sign that the film of the lungs is broken, and the spleen is troubled, or else that he is broken winded.

If a horse eats and drinks little, it is a sign of a cold liver: but if he covets to drink much, and eats a little, it is either a sign of a fever, rotten lungs, heat in the stomach, heat in the liver, or the dry yellows.

If there be a swelling under his throat, it is an indication of the glanders: if about the roots of the tongue, of the strangles; but if there be nothing but little knobs, like wax kernels, they indicate no more than that he has a cold.

Coughing, or an offering to cough, is a

sign of the glanders, or a wet or dry cough, or a consumption, or foundering of the body.

If a horse be scabby, and ulcerous all over his body, and about the neck, it is a plain indication that he has the mange; an ulcer full of knots, creeping about the veins, shews the farcy; if it spread abroad only in one place, it is canker; when hollow and crooked, a fistula; but if it be a spongy wart, full of blood, it is an anbury.

A swelling on the left side, is an indication of a sick spleen; in the flank, of a cholic; but if in the belly and legs, of the dropsy.

The hollowness of the back is an indication of the dry malady of the dropsy.

Staring of the hair indicates a bad stomach, or a foundering in the body; but generally a cold, or want of cloathing.

Leanness and gauntness, indicate him to be hide bound, in a consumption, that he is troubled with a dry malady, inflammation of the liver, foundering in the body, worms, cholic, or the yellows.

Staling with pain, shews foundering in the body, the stone or wind cholic; and if his urine be blackish and thick, a pain in the kidnies; but if yellow, the glanders.

Trembling is an indication of a fever, or of foundering in the body; and if a horse trembles after drinking, it shows he has an ague fit upon him, and he will afterwards glow, and sometimes he will sweat afterwards.

Laxativeness, or looseness of body, is an indication of the heat of the liver; and on the contrary, costiveness indicates the dry yellows, or diseases of the gall.

If a horse strikes at his belly with his foot, it is a sign of the cholic; but if in striking he fiks his tails also, then either bots or worms are indicated.

If a horse lie much on his left side, it is a sign of the spleen; and if on the right side, of the heat of the liver; and if he be restless, it is probable it may be caused by bots and worms, cholic or griping in the belly; but if he spreads himself abroad, it indicates the dropsy; and if he groans when



he is down, it betokens a sick spleen, moist yellows, bots, or film broken; but if he is not able to rise when he is down, it is a sign either of a mortal weakness, or foundering in the body and legs.

Signs may also be taken from the urine of a horse; these, according to some authors, are accounted not so material and certain as those from the dung are, yet others again say, they are more certain. And

That if a horse in his sickness stales clear, and it being saved and set by, there be no sediment in it, it is an indication of a growing distemper: but if the urine turn of a reddish or yellowish colour, and has either a cloud swimming in it, that is not black or earthy, and a sediment falling to the bottom, and begins to have a rank smell; it shews that the disease is beginning to break; but if the cloud be of an earthy or black colour, cohering in a body without parting, it is a sign that the disease will prove mortal.

Again, if a horse's urine be different at different times, sometimes giving indications of soundness, and at other times of sickness, it then intimates there is a malignity in the disease, proceeding from an inequality of the composition of the blood, which also causes an inequality in its motion.

Urine of a yellowish colour, rather thick than thin, of a strong smell, and piercing quality, is reckoned healthful, sound, and good; but, on the contrary, if it be of a deep red tincture, either like or inclining to blood, then the horse has either had too great heats, by being over ridden, or ridden too early after winter grafs.

If a horse's urine be of a high colour, clear and transparent, like old *March* beer, it is a sign there is an inflammation in his body, and he has taken a surfeit; if it bear a little cream at the top, it indicates a weakness in the back, or consumption of the seed; but a green one is a sign of a consumption in the body; with bloody strokes, is a sign of an ulcer in the kidneys: and one that is black, thick, and cloudy, indicates approaching death.

The dung of a horse is the best discoverer

of his inward parts; the colour or complexion of which ought to be well observed, when he is in best health, and at best feeding; and as he is found to alter, so a judgment is to be made, either of his health or sickness. But to be more particular:

If his dung be clear, crisp, and of a pale yellowish cast, hanging together, and not separating, more than as it is broke by its own weight in falling, and is neither so thick nor so thin, but that it will flat a little on the ground, and indeed both in scent and substance, resemble the ordure of a sound man, then he is clean, well fed, and without imperfection.

If again his first and second dung be well coloured, yet fall from him in round knots or pellets, and the rest be good, it is not much matter; for it is only an indication that he has eaten hay lately, and that will always come away first; but if all his dung be alike, then it is a sign of foul feeding, and that he has eaten either too much hay, or too much litter, and too little corn.

When his dung is in round pellets, and blackish or brown, it is a sign of inward heat in the body; if it be greasy, of foulness, and that the grease is melted but cannot come away.

If he voids grease in gross substance with his dung, and it is white and clear, and comes away kindly, he is in no danger; but, on the contrary, if it be yellow or putrified, then it is a sign that the grease has lain long in his body, and; if not prevented, that sickness will ensue.

Again; if the dung be strong and hard, it indicates that he has had too strong heats, and that he will afterwards be costive, if it be not prevented; if it be pale and loose, it indicates either inward coldness of body, or too much moist and corrupt feeding, but if the dung is stinking, it shews the heat of the liver: but on the contrary, if it have no smell, the coldness of the liver; but if it be indigested, then it is an indication either of a consumption, or of a dry malady.

Signs may also be taken from the pulse of a horse, which may be very plainly felt up-

on his temples, and fore-legs ; but as that method has not yet obtained, among the experienced in that way, I shall pass it over.

But notwithstanding what has been said, in a more particular manner, as to the signs of sickness in horses, it ought to be observed in general, that it is a very difficult task to arrive at any certain knowledge of the diseases of brute beasts, and therefore it ought not to be wondered at, that even farriers themselves are often mistaken, as to the signs, because they can only judge by outward appearances ; and especially because there are many diseases, that have the same common symptoms ; and although a person may, by them, be assured that a horse has a fever, or a strangury, yet he can scarcely, at the same time, be certain, without a very nice examination, whether he may not have an inflammation in the *pleura*, or in his kidneys ; for all the signs that these animals usually give in the affections of particular parts, is their turning their heads towards that part, and indeed that is not always to be depended on ; for a horse may turn his head to the right side of his belly, and thereby a person may be mistaken, in supposing the distemper to be a diseased liver, in that the horse often gives the same sign in the choleric.

**SIDE** ; to ride a horse side-ways, is to passage him, to make him go upon two treads, one of which is marked by his shoulders, and the other by his haunches.

**SIDE-LAYS** [with Hunters] dogs set in the way to be let slip at a deer as he passes by.

**SIGUETTE** ; is a cavesson with teeth or notches, that is a semi-circle of hollow and vaulted iron, with teeth like a saw, consisting of two or three pieces joined with hinges, and mounted with a head-stall, and two ropes, as if they were the cavesson that in former times were wont to be put upon the nose of a fiery, stiff-headed horse, in order to keep him in subjection.

There is a sort of siguette, that is a round iron, all of one piece, sewed under the nose-band of the bridle, that it may not be in view.

**SINEW**, to unfinew a horse, is to cut the two tendons on the side of his head.

A horse is said to be sinew shrunk when he is over-rid, and so born down with fatigue, that he becomes gaunt-bellied, through a stiffness and contraction of the two sinews, that are under his belly.

**SINEW SPRUNG**, is a violent attaint, or over-reach, in which a horse strikes his toe, or hinder-feet, against the sinew of the fore-leg.

For Cramps or Convulsions in the sinews : these are violent contractions, or drawings together of the limbs, either throughout the whole body, or particularly in one limb or member ; and proceed from causes either natural, or accidental ; if from natural causes, they proceed either from too great fulness or emptiness.

When they proceed from fulness, they are caused by a surfeit, either in eating or drinking, or the want of proper evacuation.

When from emptiness, they proceed from too frequent, and too plentiful blood-lettings ; or too much and violent purgings, or too hard labour ; all which fill the hollowness of the sinews, with cold, windy vapours, which are the only great causes of convulsions.

If they proceed from accidental causes, then it is either from some wound received, where a sinew has been but half cut asunder, or only pricked, which presently causes a convulsion all over the body.

The signs of the distemper are, the horse will carry his neck stiff, and will not be able to stir it ; his back will rise up like the back of a camel, or like a bended bow ; his crupper will shrink inward, his fore-legs will stand close together, and his belly will be clung up to his back-bone ; when he lies down he will not be able to rise, especially from the weakness of his hinder limbs.

The cure. First sweat him, either by burying him in a horse-dunghill, or else by applying hot blankets doubled about each side of his heart and body ; then after his sweat, anoint his body all over with oil of *Petroleum*, for that is much better than oil of bay, or oil of cypress.

Then



Then give him to drink the following liquor:

Take one drachm of *Assa-Fetida*, with anniseeds, seeds of fenugreek, and cummin seeds, of each half an ounce; put these into a quart of strong white wine, and add to them three or four large spoonfuls of olive oil, taking care to keep him warm after the drink, and to feed him with good bean bread, and warm mashes, made of malt ground, and warm water; and this will, in a little time, reduce his sinews to their former ability.

But if the convulsion come accidentally, as by the prick, or half cut of a sinew, then search for the wounded sinew, and, with a pair of sheers, clip it asunder, and the convulsion will cease.

But if it be only a cramp, and so but in one limb, then rub or chafe the grieved part with a hard wisp, or a hay-rope, and the pain will cease.

SINGLE [with Hunters] the tail of a roe-buck, or any other deer.

SIT-FAST, } a malady in an horse,  
STICK-FAST, } being an hard knob, even as hard as a horn, that grows on a horse's skin, under the saddle, fast to his flesh, which comes by a saddle-gall, or bruise; which not imposthumating, the skin falls down, and looks like a hard piece of leather.

The method of curing it, is to take a long nail, with the point turned inwards, and with that, to take hold of the edge of the dead skin or horn, which will rise from the sound skin, and, with a sharp knife, to cut away the dead and hard skin from the sound flesh, and to heal it up, by pouring hot butter into it morning and evening, and when the flesh is made even, dry and skin it, either with the powder of honey and lime, or with foot and cream mixed together, or wash the wound either with urine or white wine, and dry it up with the powder of oyster-shells burnt, or bole armoniac.

SKITTISH HORSE; is one that leaps instead of going forward, and does not set out or part from the hand freely, nor employ himself as he ought to do.

SKY-LARK; there is a great difference between one sky-lark and another, for one may not be worth two-pence, when another shall be worth two pounds.

This bird is very hardy, and will live upon any food in a manner, so that he have but once a week a turf of three leaved-grass.

This bird is later than the wood-lark by almost two months, for as the wood-lark hath young ones in *March*, the sky-lark hath rarely any till the middle of *May*.

But though in winter we see great flocks of these birds yet we find the fewest of their nests of any birds, that are known to be so plentiful.

They commonly build in corn, or high grass meadows, and have usually three or four in a nest, rarely, if ever, exceeding that number.

The young may be taken at a fortnight old, and will be brought up almost with any meat; but if they have at first sheep's heart, and egg chopped together, till they be about three weeks old, or till they will feed themselves, it will not not be amiss; and when they come to feed themselves, give them oatmeal, hemp-feed, and bread, mingled together with a little egg, but let the hemp-feed be bruised; but you must be sure at first to chuse such feed as have good sweet kernels, or it will do them no good.

Being brought up young, these birds may be trained to any thing, but you must be sure to give them sand at the bottom of their cage, and to let them have a fresh turf every week; but they must have no perches in their cages, as the wood-lark; for these are field birds.

Now as to the manner of taking an old sky-lark, it may be done with an hobby and nets, as the wood-lark is caught. See WOOD-LARK.

But there are also other ways for it in dark-nights with a trammel net, of thirty six yards long, and six yards over, run through with six ribs of packthread, which ribs at the ends are put upon two poles, sixteen feet long, made lesser at each end, and so drawn between two men, half a yard from the ground

ground every six steps, touching the ground to cause the birds to fly up, otherwise the net may be carried over them, without disturbing them; so when you hear them fly against the net, clap it down, and they are safe under it.

This net will not only take sky larks, but all other sorts of birds that come near, such as partridges, quails, wood cocks, snipes, fieldfares, &c. and almost in every dark night.

Another way of taking them, is with a pair of day nets, and a glass, which is fine sport in a clear frosty morning; these nets are commonly seven feet deep, and fifteen long, knit with *French* mesh, and very fine thread; these nets take all sorts of birds that come within their compass.

These larks are also taken with a low bell, with a great light carried in a tub, both by one man, and the net by another, or the bell is carried by one man, as also the tub and candles, and the net by another; and the light and these little bells together, so amazes the birds, that they lie for dead, and so the net is tossed over them.

This method of birding has a great conveniency beyond the trammel net; for with the bell the fowlers can go among the bushes, by rivers, and shaw-sides, where the snipes and woodcocks commonly lie, and it is a sure way of taking a covey of partridges.

The last way of taking larks, is in a great snow, by taking an hundred, or two hundred yards of pack-thread, fastening at every six inches a noose made of horse-hair, two hairs are sufficient, if they be twisted together; the more line the better, because it will reach the greater length, and of consequence afford the more sport.

Then at every twenty yards you must have a little stick to thrust into the ground, and so go on till it be all set; when you have done this, scatter some white oats among the nooses, from one end to the other, and you will find the larks flock thither; when three or four are taken, take them out, or else they will make the others fly; and when you are at one end, they will

be at the other end feeding; so that you need not fear scaring them away, for it makes them more eager at their food.

If the snow fall not till after *Christmas*, these birds seldom or never prove good for singing; as for those you intend to keep for singing, take them in *October*; and then they will sing a little after *Christmas*.

Of those chuse out the straightest, largest bird, and he that has the most white upon his tail, for these are the most usual marks of a cock.

As for a cage, you must let it be a large one, with a dish in the middle of it, or at one end, and put also some water, when you place the turf in it, for the water causes the turf to grow in the cage.

If you find him wild, tie his wings for two or three weeks, till he becomes both acquainted and tame; as soon as you perceive him pretty orderly, untie his wings, still letting him hang at the same place that he did.

This old bird's food must be hemp-seed, bread, and a few white oats, for he takes great delight in husking the oats; and when he begins to sing, give him once a week a hard egg, or shred him a little boiled mutton, or veal, or sheep's heart; but you must not give him, or any other bird, any salt meat, nor bread that is any thing salt.

SLABBERING-BIT. See MASTIGADOUR.

SLAK A LEG, is said of a horse, when he trips or stumbles.

SLACK THE HAND, is to slack the bridle, or give the horse head.

SLIMING [in Falconry] a term used of a hawk, muting long-ways in an entire substance without dropping any thing.

SLOT [with Hunters] the view or print of a stag's foot in the ground.

SLOUGHT [Hunting-term] a herd, or company of some sort of wild beasts, as a slought of bears.

SLOUTH-HOUND, } a dog so called  
SLUTH-HOUND, } in *Scotland*, somewhat larger than a rache, and in colour, for the most part, brown or sandy, spotted.

These animals are endowed with so exquisite a sense of smelling, that they will follow the foot



foot-steps of thieves, and pursue them with violence, till they overtake them; nay though a thief should take the water, they will follow him, and never be quiet, till they have got what they seek for; for it was a common custom in the borders of *England* and *Scotland*, where the people were used to live too much upon theft, that if such a dog brought his leader to any house, where entrance was denied them, then they took it for granted, that both the stolen goods, and the thief also, were therein.

**SNAFFLE**, after the *English* fashion, is a very slender bitt-mouth, without any branches: the *English* make much use of them and scarce use any true bridles, but in the service of war.

**SNAFFLE**, OR **SMALL-WATERING BITT**, is commonly a scatch-mouth accounted, with two very little straight branches, and a curb, mounted with a head-stall, and two long reins of *Hungary* leather.

**SNAKES AND ADDERS**. To drive them from the garden plant wormwood in various parts of it, and they will not come near it.

Or, smoak the place with hartshorn, or lily roots, burnt in a fire-pan, and they will fly from the place.

Or, old shoes burnt, or other stinking stuff, will drive them away; or ash-tree boughs, while green leaves are on them, laid about your ground will have the same effect.

Or, take a handful of onions, and ten river crab fish, beat them well together, and lay it in the place where they come, and you may kill many of them together.

**SNAP**. **SNAP-ANGLING** is with two large hooks tied back to back, and one smaller to fix your bait on. Your tackle must be very strong, and your line not quite so long as your rod, with a large cork float, leaded enough to make it swim upright. Your bait must not be above four inches long. As soon as ever you perceive the cork to be drawn under water, strike very strongly without giving the fish time, otherwise he will throw the bait out of his mouth. When you find he is hooked, master him as soon as you can, and with your landing-net under him get him out of the water. Some pre-

fer a double spring hook, and put the bait on by thrusting the wire into the middle of its side and through its mouth, sewing up the mouth afterwards. See **ANGLING**.

**SNARE**; a trap or gin to catch beasts, birds, &c. among fishermen, a wire-gin, stall-net, or wile.

**SNET** [Hunting-term] the fat of all sorts of deer.

**SNIGGLING** OR **BROGGLING** for eels, is another remarkable method of taking them, and is only to be practised on a warm day when the waters are low. This requires a strong line of silk, and a small hook baited with a lob-worm. Put the line into the cleft of a stick, about a foot and a half from the bait, and then thrust it into such holes and places before-mentioned where he is supposed to lurk; and if there be one there, it is great odds but he takes your bait. Some put that part of the line next the hook into the cleft; but however that be, it must be so contrived that the line may be disengaged from the stick, without checking the eel when he takes the bait. When he has swallowed it, he is not to be drawn out hastily, but after he is pretty well tired with pulling, and then you will make him more secure.

*N. B.* When you broggle under a bridge with a boat, take care it does not strike against the bridge, nor disturb the water; either of which will drive them into their holes, so far, that they will scarcely ever bite. The best and largest eels are caught in the *Mersey* by this method.

**SNIPES**; in order to take snipes, take a large number of birchen twigs, as fifty or sixty, or more, at your pleasure, and lime them very well together.

Having done this go in search after such places, where snipes do usually frequent, which may be known by their dung.

They will lie very thick in those places, where the water lies open in hard, frosty, or snowy weather; and having taken notice of the place where they mostly feed, set what number of your twigs you please, at a yard distance one from another, and set them sloping, some one way, and some another; then retire to a convenient distance from the

place, and you will find there will be scarce one snipe in ten will miss the lime twigs, by reason that they spread their wings, and fetch a round close to the ground, before they alight.

When you see any taken, do not stir at first, for he will feed with the twigs under his wings, and as others come over the place, he will be a means to entice them down to him.

When you see the coast clear, and that there are not many that are not taken, you may then take them up, fastening one or two of them, that the others flying over, may alight at the same place.

If there be any other open place, near to that where you have planted your twigs, you must beat them up: the reason why they delight to haunt open places, and where springs run with a gentle stream, is because they cannot feed, by reason of their bills, in places that are hard and stony, and about these plashe in snowy weather, they very much resort.

To SNITE, } [with Falconers] a hawk  
To SMITE, } is said so to do, when she wipes her beak or bill, after feeding.

SNORT; is a certain sound, that a horse, full of fire, breathes through his nostrils, and sounds as if he had a mind to expel something that is in his nose, and hindred him from taking breath.

The noise, or sound, is performed by the means of a cartilage within the nostrils.

Horses of much mettle, snort when you offer to hold them in.

To SOAR; to fly high as some birds do.

SOAR-AGE [in Falconry] a term used of hawks, to signify the first year of their age.

SOAR-HAWK; is a hawk so called from the first taking her from the eyrie, till she has mewed, or cast her feathers: these as well as the branchers, are to be diligently taught, and the falconer must bring them off from their ill custom of carrying, by giving them large trains, by which means they will learn to abide on the quarry. See the article SPARROW-HAWK.

SOLDIER'S OINTMENT; a medicine for a horse that is shoulder-splaited, which you

may prepare after the following manner: Take twelve ounces of fresh bay-leaves, ten ounces of rhue, four ounces of mint; sage, wormwood, rosemary, and basil, of each two ounces, five pounds of olive oil, one pound of yellow wax, and half a pound of Malaga wine; bruise all the leaves, and boil the whole to the consistence of an ointment, and keep it for use.

SOLE OF A HORSE; is a sort of a horn, that is much tenderer than the other horn that encompasses the foot, and by reason of it's hardness, is properly called the horn or hoof.

TO TAKE OUT THE SOLE; is to do it without touching the horn of the hoof, for if you take off the horn, you make a hoof cast.

The sole is taken out for several infirmities, and a horse that has been unsoled, will recover in a month's time.

The sole ought to be thick and strong, and the whole lower part of the foot, where the shoe is placed, hollow; when a shoe is right set, it should not at all rest upon the sole, and but very seldom touch it.

CROWNED SOLE; is when the foot is shaped like the back part of an oyster-shell; and the sole higher than the hoof; so that the whole foot is quite filled up on the lower part.

HIGH SOLED; a horse is said to be so, whose sole is round underneath, so that it is higher than the hoof, which oftentimes makes a horse halt, and hinders the shoeing of him, unless the shoe be vaulted.

The shoe of a horse ought to be so set upon the hoof, as not to bear upon the sole; for otherwise the sole would be hurt, and not only make the horse lame, but corrupt the flesh that separates it from the coffin bone.

SORE [with Hunters] a male deer from four years old.

SORING [with Sportsmen] the footing of a hare in open fields; for then the huntmen say she sores.

SORRANCES: maladies incident to horses, and are accounted two fold, as either an evil state or composition of a horse's body, which is to be discerned either by the shape, number, quantity or sight of the member diseased; or it is the loosening and division



division of an unity, which as it may change diversely, so it has divers names accordingly; for if such a loosening and division be in the bone, then it is called a fracture, if in any fleshy part, a wound or ulcer; if in the veins, a rupture; if in the sinews, a convulsion or cramp; and if in the skin an excoriation. *For the cure, See WATER for SORRANCES.*

**SORREL**; is a reddish colour, with which the mane ought to be red or white; it is distinguished according to the degrees of it's deepness, into a burnt sorrel, and a bright or light sorrel; but, generally speaking, it is the sign of a good horse.

**SOUND**; a horse is such, that does not halt.

When a jockey sells a horse, he warrants him sound, hot or cold; that is, that he does not halt, neither when you mount him, nor when he is heated, nor yet after alighting, when he stands and cools.

**SOUND**, } [with Hunters] a term used  
**SOUNDER**, } for an herd, or company of wild hogs, boars, or swine.

**SOURIS**; is a cartilage in the nostrils of a horse, by the means of which he snorts. *See SNORT.*

**SPADE**; a gelded beast, also a deer of three years old.

**SPANIEL**; there are two sorts of dogs which necessarily serve for fowling; the first findeth the game on the land and the other on the water. *See WATER-SPANIEL, DOG, &c.*

Such spaniels as delight on the land, play their parts either by swiftness of foot, or by often questing to search out and to spring the bird for further hope of reward, or else by some secret sign and privy token discover the place where they fall.

The first kind of such serve the hawk, the second the net or train.

The first kind have no peculiar names assigned them, except they are named after the bird, which by natural appointment he is allotted to take; upon which account some are called dogs for the falcon, the pheasant, the partridge, and the like: they are commonly called by one name, *viz.*

spaniels, as if they originally came from *Spain.*

The spaniel requisite for fowling on the water, partly by natural inclination, and partly by diligent teaching, is properly called a water-spaniel, because he has usual recourse to the water, where all his game lies, namely, water-fowl, which are taken by their help in their kind.

His size is somewhat large, but not extraordinary, having long, rough, and curled hair, which must be clipped at proper times, for by lessening the superfluity of his hair, they become more light and swift, and are less hindered in swimming.

The principal game of these dogs are ducks and drakes, whence he is called a duck-dog, or dog for a duck, because his excellency lies in that sport. *See WORMS in DOGS, how to cure.*

#### *The Distemper of Spaniels.*

The mange is a capital enemy to the quiet and beauty of a good spaniel, which not only torments them, but frequently affects others.

For the cure: take a pound of barrow-flick, three ounces of common oil, four ounces of brimstone well powdered, two ounces of salt well powdered, and the same quantity of wood-ashes well sifted and seared; boil all these in a kettle, or earthen pot, and when they are all well incorporated together, anoint the spaniel therewith three times every other day, either in the sun, or before the fire, then wash him all over with good strong lee, and this will kill the mange.

But do not forget to shift his litter and kennel often.

If the spaniel loses his hair, as it often happens, then bathe him in the water of lupines and hops, and anoint him with stale and barrow-flick.

This ointment, besides the cure, will make his skin look sleek and beautiful, and kills the fleas that are disquieters of dogs, and enemies to their ease.

If this be not strong enough to root out this malady, then take two quarts of strong

vinegar, common oil six ounces, brimstone three ounces, foot six ounces, two handfuls of falt pounded, and sifted fine; boil all these together in the vinegar, and anoint the dog as before directed.

But this medicine must not be used in cold weather, for it may then endanger the dog's life.

But if the spaniel be not extremely afflicted with the mange, then he may be easily cured as follows:

Make bread with wheaten bran, with the roots, leaves, and fruit of agrimony well pounded in a mortar, and made into a paste or dough, and then baked in an oven; give this to the dog, and let him have no other bread for some time, letting him eat as much and as long as he will.

The formica is also a scurvy malady, which very much affects a spaniel's ears, and is caused by flies, and their own scratching with their feet.

In order to the cure, infuse gum tragacanth four ounces, in the strongest vinegar you can get; for the space of a week, and afterwards grind it on a marble stone, as painters do their colours, adding to it roach-allum, and galls reduced to powder, of each two ounces; mingle all these together, and lay them on the part affected.

*For a Swelling in the Throat in Spaniels.*

By reason of a humour distilling from the brain, the throat of a spaniel will often swell unreasonably.

In order to a cure, anoint the part aggrieved with oil of camomile, then wash it with vinegar, mixed with salt, but not too strong.

*To help a Spaniel that has lost his Sense of Smelling.*

Spaniels do sometimes lose their sense of smelling, by reason of rest and grease, so that they will not be able to spring or retrieve a fowl after their usual manner.

In order to recover it again, take agaric two drachms, sal gemma one scruple, beat these into powder, and mix them well with oxymel, making a pill as big as a nut, cover

it with butter, and give it the dog either by fair means or foul.

This will bring him to a quick scent, as has been often experienced.

*The benefit of cutting off the Tip of the Spaniel's Tail or Stern.*

It is necessary that this be done when he is a whelp, for several reasons: first, by so doing worms are prevented from breeding there; and in the next place, if it be not cut he will be less forward in pressing hastily into the covert after his game, and besides it will make the dog appear more beautiful.

To SPARE a Cock, in the general, signifies to breathe him.

SPARING, [with Cock-fighters] a term used to signify the fighting of a cock with another to breathe him, in which fights they put hots on their spurs, that they may not hurt one another.

SPARROW, a small bird, dwelling about houses, and frequenting barn-doors and the like places for food; but upon the gathering in of the corn-harvest, they retire into the fields for their sustenance, and if any thing remote from their usual places of abode, will in the night take up their lodgings or roost in the neighbouring hedges, and when no more food is left, or that it grows scanty in the fields, they return to their former habitations: there are many devices found out to catch sparrows, and among the rest, that called the sparrow-net is used after sun-set and before sun-rising, being the time when these birds are at roost. See Plate XIII.

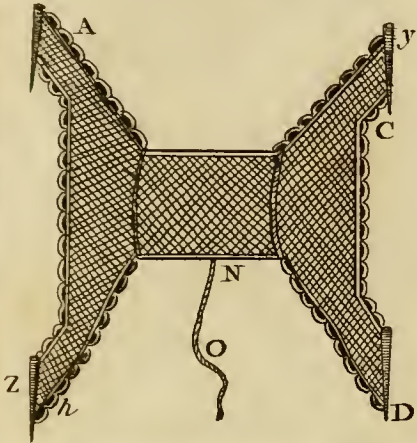
The sparrow-net is thus made; first have a long pole, much like a hawk's pole, and there must be fastened strongly at the upper end, either with one, two, or more grains, a small, square, cross piece of wood, like unto the head of an ordinary hay-rake, but much larger for length and size, and of a little longer square, according to the figure. See the plate.

Then take another staff like unto this, but not above one third in length, and join it to the longest with a strong cord, so loosely

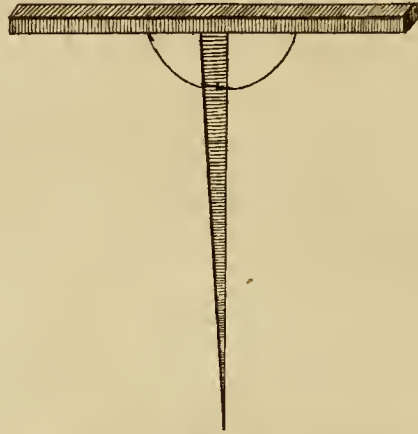




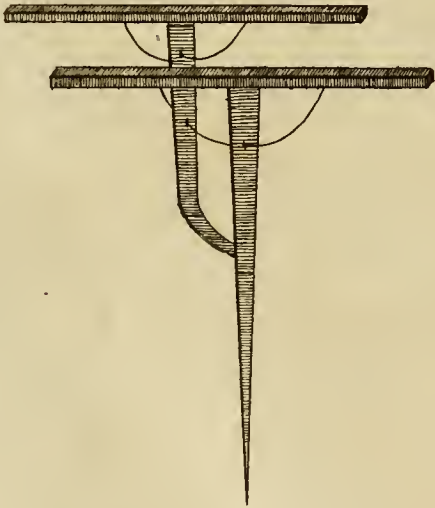
*Raffle Net*



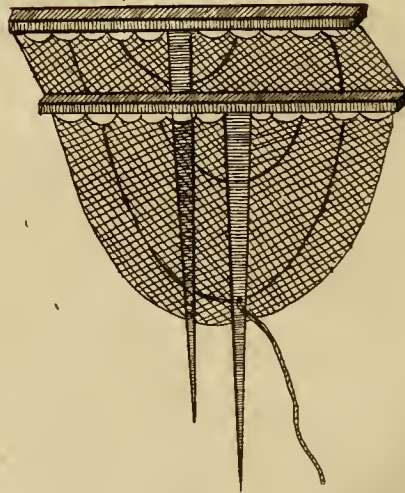
*Sparrow Net*



*Sparrow Net*



*Sparrow Net*





loosely that it may fall at pleasure to and fro from the longer cross-staff, and when both the cross-staves meet together, they may be both of equal length and height, and join together without any difference, for otherwise they will prove ineffectual. *See the form of the second cross-staff.*

These two cross-staves being joined in this manner, fit to meet together, fix both to the one and the other a large and wide purse-net, having this liberty at the top that the cross-staves may fall, and part the one from the other a pretty distance; and the lower end of the net must be strait and narrow, and made fast to the same hole in the lower cross-staff, to which the shorter cross-staff before was fastened: then take two small cords or lines, which must be fastened with knots to each of the shorter cross-staves, passing through the two holes, and so thro' the holes of the lower cross-staff, through which they may go and come at pleasure, and then shall the two ends of the wards be tied on a knot together, at such an even distance, that the shorter staff may fall at pleasure from the lower, as far as is convenient, or the wideness of the net permits; and then another single ward being made fast to the last knot of the two cords, (which single ward always carry in your right hand) draw the cross-staves close together, and close up the net as you find occasion; and make with it the staves and net to fly open and widen, as the place requires where you are about to set it: here is the form and manner of the sparrow-nets as it is fixed together. *See the plate.*

This sparrow-net is to be used early in the morning or late at night, as already noted, and must be set or fixed against the eaves of houses, barns, dove-houses, and such like places; as also against stacks of corn or hay; and if they were thatched it would be better; and being set close against them, to knock and thrust the cross-staves close against the same, making a noise to force them to fly out into the net, and immediately draw the long single line and shut up the cross-staves close, and so take the birds out.

**HEDGE-SPARROW**; this is not fo

despicable a bird as some imagine, for if you will mind it's song, you will find very delightful notes; and it sings early in the spring with great variety.

Old or young become tame very quickly, and will sing in a short time after they are taken, if they have been taken at the latter end of *January*, or beginning of *February*: they will feed almost on any thing you can give them.

They commonly build in a white thorn, or private hedge, laying eggs much different from other birds, being of a very fine blue colour.

This bird is tractable, and will take any bird's song almost, if taken out of the nest.

**SPARROW-HAWKS** are of several kinds, and of different plumes.

The sparrow-hawk justly observes this character in general, that she is in her kind, and for that game her strength will give her leave to kill, a very good hawk: and besides, he who knows how to man, reclaim, and fly a sparrow-hawk, may easily know how to keep and manage all other hawks.

The several kind of sparrow-hawks may be comprehended under these five heads, the Eyeses or Nyesses, Branchers, Soar, Mew'd, and Haggard.

Eyesses are mew'd in the wood, and are taken in the eyrie.

Branchers are those which have forsaken the eyrie, and are fed near it by the old ones, on boughs and branches.

Soar Hawks are so called, because having forsaken the eyrie, and beginning to prey for themselves, they soar up aloft for their pleasure.

Mew'd Hawks, are such which have once, or oftner, shifted their feathers.

Haggard Hawks are they which prey for themselves, and do also mew in the wood, or at large.

This distinction of hawks is not peculiar to sparrow-hawks only, but common to all.

**SPAVIN**, a disease among horses, which is a swelling or stiffness in the hams, which causes them to halt, and is either the blood-spavin, which is a soft swelling growing through

through the hoof of a horse, and is commonly full of blood, and is bigger on the inside, being fed by the master-vein, which makes it larger than the swelling on the outside.

It runs on the inside of the hoof down to the pastern.

This malady proceeds from a corruption of the blood, caused by hard riding when the hoof is young and tender, which by over-heating it, renders it thin and flexible, so that the humour descending, lodges in the hoof, makes the joint stiff, and causes the horse to go with great pain and difficulty.

As soon as you perceive the tumour, bathe it with hot vinegar, and apply a tight bandage round the part; and this method will in general be sufficient to reduce the vein to its original size, and consequently to cure the disease. But if this method should not succeed, you must make an incision in the skin, lay the vein bare, and tie it both above and below the swelling by means of a needle and waxed thread. When you have performed the operation, dress the part daily with a composition of turpentine, honey, and spirits of wine. By this means the turgid part will digest away, together with the ligatures, and the cure be compleated; or

First shave the hair away on both sides the swelling, as far as it goes, then take up the thigh-vein and bleed it well; when that is done, the vein above the orifice, and let it bleed as much as it will, then make two incisions in the lower part of the swelling, as far as it goes, and after that prick two or three holes in each side of the hoof where the spavin is, that so the medicine may take the better effect; and when the blood and water have evacuated as much as they will do, having beaten together bole armoniac and the whites of eggs, bind the part about with them plaister-wise, upon linen cloth, and make it fast about the hoof, to keep on the plaister; the day following take it off, and bathe the fore place with the following bath:

Boil mallow tops and nettles in water till they are soft, and with this bathe the fore;

then having boiled together a sufficient quantity of mallow roots, branck urfine, oil, wax, and white wine, bind this warm on the fore, round about the hoof, and sew a cloth round it, and let it lie on three days more, and every morning stroke it down gently with your hand, that the bloody humour may issue out, and the fourth day bathe and wash it clean with the former bath.

Then take gum creana and stone pitch, of each an ounce, and brimstone a quarter of an ounce, pound them to a very fine powder, and melt them all together on the fire; and just before you take them off, add half an ounce of *Venice* turpentine, and having made a plaister, spread it upon leather and lay it warm to the place, and round about the hoof, letting it remain till it fall off of itself; but if it happens to come off too soon, clap on another of the same.

This is esteemed to be the best method of cure for this malady.

When this swelling appears on the inward part of the hoof, the method is to take up the thigh-vein, and to bleed it from the nether part of the leg till it will bleed no longer, and after to give fire to the spavin both long-ways and cross-ways, and then to apply a restraining charge to the part.

**BOG-SPAVIN:** the very nature of the tumour called the bog-spavin, points out the most proper method for cure; for as it is filled with a gelatinous matter, it is necessary to remove it before we can hope for a cure. Let therefore the tumour be opened by incision, and the gelatinous matter discharged. When this is performed, let the wound be dressed with dossils dipped in oil of turpentine, and once in three or four days a powder composed of calcined vitriol, alum, and bole, be put into it. By pursuing this method, the bag will slough away, and the cure be completed without leaving any scar. If through the pain attending the operation or dressings, the joint should swell or inflame, it must be fomented twice a day, and a poultice applied over the dressings, till it is reduced.

**BONE-SPAVIN,** a malady to which horses are



are incident; it is a great crust as hard as a bone, which if let run too long, will stick, or rather grow on the insides of the hoof, under the joint, near the great vein, and will cause the horse to halt very much.

It comes at the first like a tender gristle, which arrives by degrees to this hardness, and may be caused several ways either by immoderate riding or hard labour, which dissolving the blood into thin humours, it falls down and lodges in the hoof, causing it first to swell and afterwards to grow as hard as a bone; sometimes it is hereditary, either from the fire or the dam.

Blistering and firing are the only remedies that can be relied on in this disorder. And when a fulness on the fore part of the hock, comes on after hard riding, or any other violence, which threatens a spavin, the part should be bathed with coolers and repellers. In young horses milder medicines should be applied, as they will, in a short time, wear the tumour down by degrees, which will be much better, than to remove it at once by more severe methods, which too often have a very bad effect on young creatures, and produce worse consequences than those they were intended to remove.

But in full grown horses blistering is absolutely necessary; and accordingly various authors have given prescriptions for compounding a medicine that will answer the intention. I shall not however enumerate them here, as the blistering ointment, with the addition of one drachm of sublimate, is the best yet known, and has often been used with the greatest success.

Before it is applied the hair must be cut off as close as possible, and then the ointment laid on very thick over the affected part. It will be proper to make this application in the morning, and keep the creature tied up during the whole day without any litter; but at night he must be littered, and suffered to lie down; when in order to prevent the ointment being rubbed off, a pitch plaister should be laid over it, and a bandage of broad tape applied upon it to keep all fast and firm.

After the blister has done running, and

the scabs begin to dry and peel off, it should be applied a second time, in the very same manner as before; for this second application will often have a much greater effect than the first; and in colts and young horses generally compleats the cure.

But when the spavin has been of long standing, it will require to be often renewed, perhaps five or six times. It will however be necessary to observe, that after the second application, a greater interval of time must be allowed, because, it will otherwise have a scar, or at least a baldness in the part, therefore, once a fortnight, or three weeks, is often enough to renew the application, which will prevent all blemishes of that kind, and at the same time procure the success desired.

In full aged horses the spavins are generally more obstinate, as being seated more internally; and when they run among the sinuosities of the joint they are commonly incurable, as they are then beyond the reach of medicines, and become of an impenetrable hardness.

Violent caustic medicines are generally made use of to cure these cases; but it is a dangerous practice, and often destroys the limb. The only method is to try the blistering ointment, continuing according to the directions already given for some months, if necessary: the horse being worked moderately in the intervals: by this means the hardness will be dissolved by degrees, and wear away in an insensible manner.

Sometimes the spavin lies very deep, and penetrates a considerable way into the hollow of the joint. When this is the case it will be in vain to expect success from the medicines already described. The most violent caustic ointments prepared with sublimate, are the only preparations that can succeed, and these are so dangerous, that a careful practitioner would not chuse to use them. Perhaps a proper cautery made in the form of a fleam, may, by a dexterous hand, be applied to the spavin in such a manner as not to injure either the tendons or nerves; by this means the substance of the swelling will be penetrated, and the running may be easily

easily continued by the help of the precipitate ointment. This method is safe, and therefore worth trying; as horses of great value are often by this disease rendered unserviceable.

In desperate cases the following has been used; Take up the veins that feed it, as well below as above, and give it fire, then charge the place with pitch made hot, and clap flax upon it; after four days anoint it with oil of populeon and fresh butter, melted together over a gentle fire; and when the scar is fallen off, apply blanco, or a white stuff made of jesses, continuing to use this till it is healed.

Cleanse elecampane root very well, wrap it up in a paper, and roast it till it is soft, then gill, rub, and chafe it well, clap it on and bind it hard, but not so hot as to scald off the hair; this will take it away at twice dressing.

Mix two-penny worth of oil of turpentine and as much oil of camomile together in a glass viol, and anoint the part aggrieved with it and it will do.

Make a slit of the length of a barley-corn, or longer, with a knife, upon the top of the excrescence, then raise the skin from the bone with a fine cornet, hollowing it round the excrescence and no more; then having some lint dipped in oil of oriaganum, thrust it into the hole, cover the knob, and let it lie till you see it rot, and that nature has cast forth both the medicine and the core.

Put an ounce of common pepper powdered, and as much roch-allum, into a pint of aniseed-water, and boil them together till one half is consumed, then strain it and pour it into a glass for use. Apply this to the part once or twice as there is occasion.

There is also the ox-spavin, which is a callous and gristly swelling, hard as a bone, and so painful that it makes a horse lose his belly; some horses halt with it only at first coming out of the stable, when those tumours are but young: a spavin at it's rise, is larger towards the ply and bending of the ham than behind it, and by degrees it increases so far, that it will at length make the horse quite lame.

The dry spavin, which may be perceived by the most unskilful; for when a horse in walking, with a twitch lifts one of his hind-legs higher than the other, he is said to have this kind of spavin, and will often be affected with it in both legs.

These frequently degenerate into ox-spavins; and there is no cure for them but applying the fire, even that does not always effect the cure.

SPAYARD } [with Hunters] a red male  
SPAID } deer that is three years old.

SPEAR; the feather of a horse, called the strake of the spear, is a mark in the neck, or near the shoulder of some barbs; and some *Turkey* and *Spanish* horses represent the blow or cut of a spear in those places, with some appearance of a scar as it were.

This feather is an infallible sign of a good horse.

SPEAR-HAND, OR SWORD-HAND, of a horseman; is his right hand.

SPEAR-FOOT OF A HORSE, is his far foot behind.

SPIRT-NET OR CARALET, a device wherewith great fish as well as small may be taken, which is also known by other names; this is a common sort of net, and made according to the figure in *Plate III*.

The meshes of this net must be pretty large that you may the more easily lift it out of the water, or else great fish will be sure to leap over it: you must also do thus; take a needle and thread, which draw through the sides of your common earth-worms, but in such a manner as not to hurt them much, to the end that they may move their heads and tails with strength and vigour, that the fish at the sight of them may imagine they are at liberty; then tying both ends of the threads together, hang it at Q, just over the middle of the net, within eight inches of the bottom; you must also have a long pole, as O, P, N, and within a foot of the smaller end fasten two cross sticks of the net, in such a manner that they may hang about two inches loose from the pole, that so the net may play the better. When you put the net into the water, make



a little dashing noise therewith, for the fish are very inquisitive after such novelties, and coming to see what the matter is, will perceive the rolling of the worms: then they will chase after the smaller fish, and each at his side begins to pull for the worms: you may know there are great ones, and good store of them, by their pulling and tugging the net, upon which the great end of the pole must be clapped between your legs, and a sudden mount with both hands be given to the net, and you may be sure of all within the compass of it: in holding the net, it seems to be most for your ease to let the end rest between your legs, with both hands a little extended on the pole, for the better supporting it; and let it sometimes be suffered to lie flat on the ground, as the place will permit. See the Plate III.

SPITTER [with Hunters] a male deer near two years old, whose horns begin to grow up sharp and spit-wife; the same is also called a brocket, or pricket.

SPLEEN IN HORSES, a disease cured as follows: boil a handful of agrimony in the water which the horse is to drink mornings and evenings, chopping the leaves small when they are boiled, and then mix them well with fresh butter, to be made into balls of which give the horse two or three at a time, in the manner of pills, with a horn of old strong beer after each pill.

SPLENTS; a disease in horses, which is a callous, hard, insensible swelling, or hard gristle, breeding on the shank bone, which when it grows big spoils the shape of the leg, and generally comes upon the inside; but if there be one opposite to it on the out-side, is called a peg, or pinned splent, because it does as it were, pierce the bone, and is extremely dangerous.

The simple splents are only fastened to the bone, at a pretty distance from the knee, and without touching the back sinew, and have not a very bad consequence; but those that touch the back sinew, or are spread on the knee, will make a horse lame in a short time.

Horses are also subject to have fuzes in the same place, which are two splents joined by

the ends, one above the other, and are more dangerous than a simple splent.

For the cure of this malady, shave away the hair, and rub and beat the swelling with the handle of a shoeing hammer; then having burnt three or four hazle sticks, while the sap is in them, chase the splent with the juice, or water that issues out at both ends, applying it as hot as you can, without scalding the part; after that, rub or bruise the swelling with one of the sticks, and continue frequently to throw the hot juice upon the part, but so as not to scald it, and continue still rubbing it, till it grows soft.

Then dip a linen cloth, five or six times double, in the hazle juice, as hot as your hands can endure it, and tie it upon the splent, where let it remain for twenty four hours, keeping the horse in the stable for the space of nine days, not suffering him to be either ridden or lead to water; by which time the splent will be dissolved, and the hair will afterwards grow on it again.

If the hazle be not in full sap, it will not operate so effectually, nevertheless it may be used; but then the part must be rubbed and bruised more strongly. If the splent be not quite taken away, but only diminished, repeat this operation a month after.

Another remedy, that is an approved one, is the ointment of beetles; in *April* or *May*, you may find a little black, longish insect, about the foot of the stalk of the bulbous crow-foot. It is no bigger than a small bean, having legs, but no wings, and so hard, that you can with difficulty bruise it your fingers.

Take three or four hundred of these, and mix them with hog's grease in a pot, cover it very close, till they are quite dead, and then stamp them to an ointment with grease, which, the longer it is kept, the better it will be.

Then first you are to soften and prick the splent, after the usual manner, then apply this ointment to it, of the thickness of a half penny, causing it to sink in, by holding a hot fire-shovel against it: this will draw out a red water, which will turn to a

scurf or scab, in about nine or ten days, and afterwards fall off. But before you apply this ointment, you must soften the callous, or hard swelling, with a poultice made of two ounces of lilly-roots, the same quantity of marsh-mallows; of the leaves of mallow and violets, two handfuls; one handful of dill, of wild marjoram, wild penny royal, or corn-mint.

Boil the roots in water for about an hour, then mix the water with about three parts of oil; then put the herbs to it, and when they are well boiled, stamp all to mash, shave off the hair, and apply it warm to the part.

**SPLINT**; a malady incident to horses; this is very much like the splent, though some authors take it to be different from that disease.

This begins at the very gristle, and will, if it be let alone too long, become as hard as a bone, growing either bigger or smaller, according to the cause from which it proceeds.

It is found, for the most part, on the inside of the shank, between the knee and the fet-lock joint, and is very hard to be cured; it is so painful to a horse, that it will not only cause him to halt, trip, and stumble, but also to fall in his travelling.

This malady is occasioned by too hard travelling, and much labour, or by his being over-loaded, which offends the tender finews of his legs; though some horses are affected with it hereditarily, from their sire or dam's being troubled with it.

It may be known both by the sight or feeling, for if it is pinched with the thumb or finger, the horse will shrink up his leg.

For the cure: first wash the place, and shave off the hair, as is done in splents, and boney excretions; knock and rub it with a blood-staff, or hazel stick, and then prick it with a fleam; and having pounded together vervain and salt, of each a handful, to an ointment, apply it to the place, binding it up with a roller, and sewing it fast on, where let it lie for twenty-four hours.

Another method of cure is, to dip a stick or feather into a glass of oil of vitriol, and

and to touch the place with it, and it will eat it away; but if it happens to eat too much, put a stop to it, by bathing the part with cold water, or you may wash it with green copperas, boiled in water, which will not only cleanse it from any piece of the remaining splent, but also heal it up.

In order to take away the splent, so as to leave no scar behind it, take a red hazel stick, about the bigness of one's thumb, about a quarter of a yard long, and first knock the splent very well with it, cut one end of it very smooth, and stick a needle in the pith of it, leaving out just so much of the point, as will prick through the skin; with this prick the skin of the part full of holes, and then rub it all over with oil of petre, bathing it in with a hot fire-shovel, for four or five days successively.

You may here take notice, that the falling down of new humours may be stopped by binding plaisters, as pitch, rosin, mastich, read-lead, oil, bole armoniac, and the like.

Then to draw out such matter as is gathered, you may make use of drawing simples, as wax, turpentine, &c. and lastly, to dry up the remainder, use drying powders, as lime, oyster-shells, foot, &c.

But remember that all splints, spavins, and knobs, ought to be taken away at their first beginning.

**SPRAIN**, } [in Hawks] a distemper incident to their feet and legs, and may be discovered by it's heat and burnings.

For the cure; anoint and rub the place, morning and evening, with oil of *Exeter*, binding about it a fine cloth, dipped in the same oil, and keep it warm and supple.

If the sprain happens to be in any of the talons, or pounce-joints, cut the talons to the quick with a coping-iron, and let out a good quantity of the enflamed corrupt blood, which would otherwise endanger the loss of the foot.

The blood may be stanch'd by searing the place with a hot iron, and anointing it with the oil of *Exeter*, and tying a linnen cloth dipped in the said oil, about the sore, and



and over all the finger of a glove, with a hole for the talons to come out, which finger must be made with a drawing thread, that it may the easier be opened morning and evening, for the putting three or four drops of the oil in it, without being obliged to take it quite off.

But if the swelling has been caused by a blow, or any other accident on the hawk's leg's, or feet, then anoint the place with the oil of bays only, mixed with brandy, and tie over it a cloth dipped in the same, and a leather over that, to keep it warm.

And in all these cases, give her rest and due feeding, or else it will be to little purpose.

SPRAIN, } [in Horses] a misfortune  
STRAIN, } which is the extension or stretching of the sinews beyond their strength, by reason of a slip or wrench.

Those in the back are cured after the following manner:

If it be newly done, take a quart of grounds of ale or beer, a large handful of parsley, and grass chopped; boil them together till the herbs are soft, then add a quarter of a pound of sweet butter; when it is melted take it off the fire, and put it into a pint of white wine vinegar, and if it be thin, thicken it with wheat bran, and lay it upon hurds, poultice-wise, as hot as the horse can bear it; remove it once in twelve hours, and give the horse a moderate exercise.

Others take five quarts of ale, and a quarter of a peck of glovers specks, and boil them till it comes to a quart, and then apply it hot to the grief, and remove it not in five days.

Some beat *Venice* turpentine and brandy together, into a salve, and with it anoint the grieved part, and heat it with a fire-shovel, and in two or three days doing it will have a good effect.

For a STRAIN IN THE SHOULDER, or elsewhere; that is either hid or apparent: take ten ounces of prew-grease, melt it on the fire, and put to it four ounces of oil of spike, and one of the oil of origanum, one and an half of the oil of *Exeter*, and three

of that of *St. John's* wort; stir them all together, and put them into a gallipot, with which (being made hot) anoint the place, rubbing and chafing it in very well, holding a hot fire-shovel before it; do this every other day, rubbing and chafing it in twice a day, and give the horse moderate exercise.

For a STRAIN IN THE PASTER-N-JOINT, OR FETLOCK-JOINT; make a poultice of the grounds of strong beer, hen's-dung, hog's-grease, and nerve-oil, boiled together, and applied two or three times, bound in a rag, will do.

For an old STRAIN ON THE LEG; clip the hair off so close that you may see the pastern-joint, then strike it with your fleam, and let it bleed well, then having shaken oil of turpentine, and strong ale or beer, very well together in a glass, anoint the grieved part very well with it, chafing it in, with a hot fire-shovel held before it; and when you find that the swelling is abated, lay the common charge of soap and brandy upon it, and wet a linnen rag in the same, and bind about it, and when the charge begins to peel off anoint it once or twice with the oil of trotters.

SPREAD-NET, } a partridge-net, which  
DRAG-NET, } may be made with four square meshes; see it described in the plate XIV. No. 3.

It is made of three pieces, the greatest, A B F G, must be six feet long, and four broad; the other two, P Q I H, and K L X Y, four feet long, and one broad; let the grand beginning of them be fastened at the letter Q, and then from Q R, to the end G; leave as much length or space as the small net is broad, which is a foot: this length terminates at the point R, from whence begin to sew the two pieces, Q and R, together, and go to the letters P S, leaving also an equal length of the great net from S to B, to that from Q to G: sew the other piece X Y, over-against Y T, in the same manner.

When you have joined the nets together, get four stakes, the form of which is represented at C E N; let them be eighteen

nches long, and a finger thick, with a notch at the end N, in order to fasten them at each corner, as R, S, T, U, where the nets are joined together; each of these stakes must have a little hole bored in them, within half a foot of the end C, that you may put in the buckle or ring E, made of iron or copper, and resembling the rings of bed-curtains.

Then take a pretty strong packthread, the end of which you must thrust into the ring of the stake to be tied to the corner of the net Q, R, and from thence to the corner of the small net, thrusting it through all the meshes of the edge, and bringing it out at the mesh I, and then put it through the ring of the stake, at the corner P, S, and from thence into the mesh, at the corner of the small net B, and so quite about to the last corner G, and finally into the ring with the other end; let each of these two ends hang four or five feet in length, and then tie them together, as at M.

The following figure represents the dragnet, spread in order to catch partridges. No. 2.

But you should first, a little before sunset, go into some field, or place where you think to find some sport, and there hide yourself, and you may soon know if there be any partridges, by their calling and jucking, and then they will take a small flight, and sometimes two or three before they go to roost; and be sure to observe exactly the place where they roost, by making some mark at a distance, to the end that you may not be to seek the place in the dark; then prepare two strait light poles, which must be as long as the net is broad, which, to do well, should be about fifteen or twenty fathoms or more: they must be as strong at one end as the other, they need not be all of one piece, but of two or three well joined; take your net, poles, and companion, with you to the place, for the sport cannot well be performed without an assistant.

Now the figure above, more particularly represents a piece of corn, where partridges have been discovered; the ridges are denoted by the prick'd lines, and the ground

between the ridges, is the space you find between these prick'd lines; and lastly, the letter R is the place where the partridges are supposed to stop.

The net must be spread upon the ground (by two men) in a place where there are neither bushes, nor other incumbrances, to entangle it, and hinder the effects of it; then fastening the poles A, D, and B, C, to each end, they fix the net all along to the places marked, by the small ends of the thread, as in the figure; then they put pack-threads into the bottom of the net, which they fasten all along the edge, at the places O, P, Q. These packthreads ought to be about two feet and a half, or three feet long, with small bushes at the other end, to trail on the ground, that the partridges may be forced to spring, when they hear the rustling noise; and it may here be particularly noted, that the red partridges are not so forward to spring, as the grey ones.

When the net is extended, each person must take hold of the middle of the poles, lifting up the higher end of the net, about five or six feet from the ground, and letting the lower part follow sloping about half a foot from the ground, upon which nothing must drag but the three small branches O, P, Q; the cord and the bushes must drag on the ground, and should not be above two feet long; when the partridges rise, both must let go their hands, and let the net fall on the ground upon them.

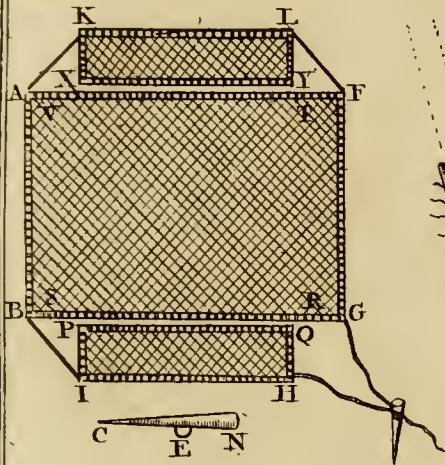
Sometimes it so happens, that the partridges rise before the net is over them, which may be occasioned by the too great noise you make; therefore be as still as possible, and if so, let them rest two or three hours, before you attempt any thing again, then march over the whole field with your net ready set, and it is a great chance but you meet them at last.

This sport must not be followed neither when the moon shines, nor when it snows; some carry a light, or some fire with them, the better to discover the partridges: which when they see, they take it to be day-light, and are discovered by the noise they make in waking,

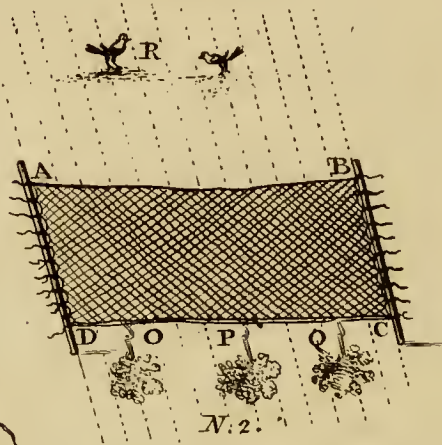




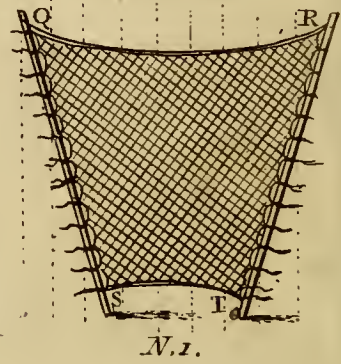
N.3. Spread Net



Spread Net

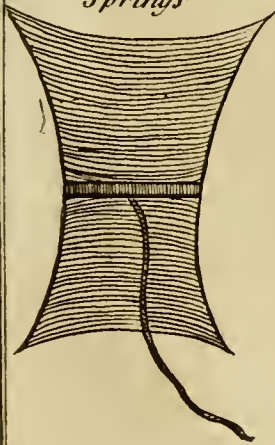


Spread Net



N.1.

Springs



Springs

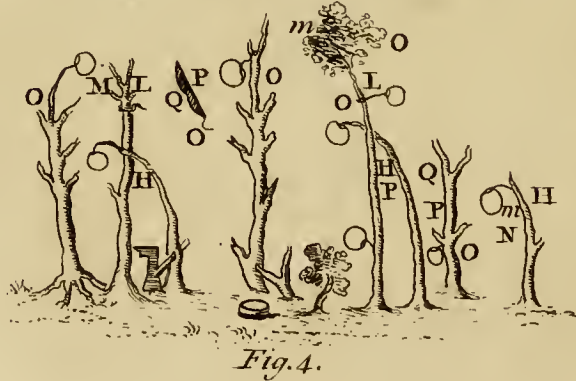


Fig. 4.

Springs




Fig. 5.



waking, and stretching out their wings; then they hide the light, and draw the net over them.

In order to carry such a light, they fasten the bottom of a corn-bushel, or the like, to the breast, and the mouth thereof being turned towards the partridges, they place a tin lamp, made on purpose, in the bottom thereof, with a wick or match, as big as a man's little finger, so that the light can only be seen right forward, and not side-ways. Other inventions there are, and more may be found out, to carry lights for this purpose, with which I shall not amuse the reader: that person who has a mind to take a covey of partridges alone by himself, must prepare two poles, made of a willow, or some other wood both strait and light, bigger at one end than at the other, and about twelve or fifteen feet long, to which he is to fasten his net, as may be seen by the figure, No. 1.

The poles must be fastened along the sides Q, S, and T, R, with pack-threads, in such a manner that their thickest ends may be at S, T, the narrowest part of the net; which spread-net being adjusted, let the sportsman go into the field, and observing where the partridges are, let him carry the net in such a manner, that the edge S, T, being against his belly, the ends of the poles, S and T, rub against his sides; and extending his arms, let him, with both his hands, lay hold on the two poles as far as he can, to the end that pressing the cord S, T, against his belly, he may have the more strength; then holding up the net four, five, or six feet from the ground, let him walk along the side of the corn-field, and let the edge of the net Q, R, trail on the ground on the right and left, without quitting it, if no partridges are found under it; but if any, let him drop the poles and net, and haste to catch the game.

To SPRING PARTRIDGES OR PHEASANTS, is to raise them.

SPRINGES; certain devices for the taking of fowl and bird, both great and small; they are usually made and accommodated thus: first, knowing well the fowls haunts, and the places where the flocks and couples

do usually feed mornings and evenings, and observing well the furrows and water-tracts, where they usually stalk and paddle for worms, flat-grass, roots, and such like things, on which they feed; be sure to take notice where several furrows or water-drains meet in one, and after a small course, divide themselves again into other parts, or branches, this middle part being the deepest, and, as it were, feeding the rest; and also observe which is most paddled, and fittest for them to wade in; for such are the most likely places for your purpose. Then take small and short sticks, and stick them cross-wise, over-thwart all the other passages, one stick within about half an inch of each other, making, as it were, a kind of fence, to guard every way, except one, through which you would have the fowl to pass.

This being done, take a good stiff stick, cut flat on each side, and pricking both ends into the water, cause the upper part of the flat side of the stick to touch the water, and no more; then make a bow of a small hazel or willow, in the form of a pear, broad and round at one end, and narrow at the other, and at least a foot long, and five or six inches wide, and at the narrow end a little nick or dent; then take a good stiff young grown plant of hazel, elm, or withy, being bushy grown, and clear without knots, three or four inches about at the bottom, and about an inch at top, and having made the bottom end sharp, fasten at the top a very strong loop, of about a hundred horse-hairs, platted very fast together with strong pack-thread, and made smooth and pliable, to slip and run at pleasure; and this loop should be of the just quantity of the hoop, made pearwise, as before-mentioned; then hard by this loop, with strong horse-hair, within an inch and a half of the end of the plant, fasten a little broad, but thin tricker, made sharp and equal at both ends, after the following proportion described in the first figure.

And then the bigger sharp end of the plant being thrust and fixed into the ground, close by the edge of the water, the smallest end with the loop and the tricker shall be brought

brought down to the first bridge; and the hoop made pear-wise being laid upon the bridge, one end of the thicker shall be set upon the nick of the hoop; and the other end against the nick made on the small end of the plate, which by the violence and bend of the plant, shall make them stick and hold together until the hoop be moved: this done, the loop must be laid on the hoop in such fashion as the hoop is proportioned; then from each side of the hoop prick little sticks as aforesaid, as it were making an impaled path-way to the hoop, and as you go farther and farther from the hoop or spring, so shall you widen the way, that the fowl may be entered a good way in before they perceive the fence, the first entrance being about the width of an indifferent furrow, so that any fowl falling, they may be enticed to go and wade upon the same, where they shall no sooner touch the springe with their heads, feet, or feathers, but they shall be caught; and according to the strength of the plant, you may catch any fowl great or small.

For the taking smaller fowl with this engine, as the snipe, woodcock, pewit, or the like, that use to feed in wet and marshy grounds, and amongst water-furrows or rillings, sucking from thence the fatness of the soil, the device or engine is the same, without any alteration, except that it may be of much less strength and substance, according to the fowl it is set for, especially the sweeper or main plant, which, as before ordered, is to be of elm, hazel, or withy, and so in this case may be of willow, fallow, or strong grown osier, or any other yielding plant that will bend and recover its straightness again: this kind of engine is only for the winter season, when much wet is on the ground; but if there happens many great frosts, so that you are deprived of the advantage of the waters, then find out where those standing waters have any descent or small passages, so as by the swift current the water is not frozen, and there set your springes, and the greater is the frost, the more apt they are to be taken.

Now to take birds and fowl on trees,

boughs or hedges, with such or the like device, after you have observed any such to which birds resort, as in the figure you see represented, then chuse any branch thereof; for example: *See Plate XIV. Fig. 4.*

The letter O, which is tall and strait, cut off all the little twigs that grow about it, from the bottom until you come within four or five foot of the top, then pierce a hole through the said branch with a wimble, at the letter H, which must be about the bigness of a goose-quill; then chuse out another twig, about four feet distant from the former, as marked N, and pare away all the little branches; at the end L tie a small packthread, half a foot long, at which tie one of the running bows of horse hair, finely twisted, as the letter M: you may also have a little stick P, O, four fingers long, with a little hook at the end O, and the other end round pointed; stoop down your branch or twig N, to which your horse-hair collar is fastened, and pass the collar thro' the hole H, and draw it until the knot M be likewise drawn through; then fasten very gently the end of the small stick P in the hole H, which must be so neatly done as only to stop, and no more, the drawing back of the branch N; then spread abroad the collar upon your little stick P, O, and tie some bait, either of green pears, cherries, wheat, worms, or the like, according to the nature of the birds for which you set your device, at the letter Q, so that no bird can come to touch them unless he sets his foot on the small stick, which will presently fall, and so give way to the knot M, then follows the branch or twig N, and the bird remains snapt by the legs.

The description and figures are so plain, that a mistake cannot well be made; however, here is the form of three of them, two ready bent, one before and the other behind, and the third unbent, that you may observe all the several pieces. *See Fig. 4. Plate XIV.*

Another way of taking fowl and birds by springes, such as black-birds, thrushes, partridges, pheasants, or the like, is described by the following figure, which may be placed accord-



according to the game designed to be taken, either on the ground, or on a tree, bush, hedge, or the like, See Fig. 5. Plate XIV.

Take a stick of fallow, or willow, five or six feet long, strait and smooth, about the bigness of an ordinary walking cane, as R, Z, sharpened at the end Z; and at the end R fasten or tie a small wooden crook, as the letter G, then make a little hole at Y, about the bigness of a swan's quill, and another hole half as big at V, then take any stick, which, being bent, will spring back again and become strait, as holly, or the like, let it be about three feet long, and thrust the great end of it into the hole *o p*; tie a small packthread at the other end, with a collar of horse-hair, which draw through the hole V, and stop it here, by pegging it in very gently with a small stick T, so that it may only keep it from flying back, and no more; then open your running collar of horse-hair, as at S, and spread it over the little stick T; then tie at the letter R the bait you intend to use, and let it hang down within three, four, or five inches, of the small stick T, according to the bigness of the bird for which it is set.

SPUNGE OF A HORSE-SHOE, is the extremity or point of the shoe that answers to the horse's heel, upon which the calkins are made.

SPUR, a piece of metal, consisting of two branches encompassing a horseman's heel, and a rowel in form of a star, advancing out behind, to prick the horse.

SQUIRREL, is larger in compass than a weasel, but the weasel is longer than the squirrel; the back parts and all the body is reddish, except the belly, which is white.

In *Helvetia* they are black and branded, and are hunted at the fall of the leaf, when the trees are naked, for they run and leap from bough to bough with a surprizing agility, and when the trees are clothed with leaves they cannot be so well seen.

They are of three colours, in the first age black, in the second of a rusty iron colour, and when they grow old they are full of white hoary hairs.

Their teeth are like the teeth of mice,

having the two under teeth very long and sharp.

Their tail is always as big as their body, and it lies continually on their back when they sleep or sit still, and it seems to have been given them for a covering.

In the summer-time they build their nests (which some call drays) in the tops of the trees, very artificially, with sticks, moss, and other things which the wood affords, and fill it with nuts for their winter provisions; and like the *Alpine* mouse, they sleep most part of the winter very soundly, so that they do not awake though you beat at the outside of their drays.

When they leap from tree to tree they use their tail instead of wings, leaping at a great distance, and are borne up without any sinking, in appearance; nay, they will frequently leap from a very high tree down to the ground, and receive no harm.

To hunt this little animal many persons ought to go together, and carry dogs with them; and the fittest place for the exercise of this sport, is in little and small slender woods, such as may be shaken by the hand.

Bows are necessary to remove them when they rest in the twists of trees, for they will not be much terrified with all the hallooing you make, unless they are now and then hit by one means or another.

They seem to be sensible what a defence a high oak is to them, and how securely they can lodge there from men and dogs; wherefore since it is too troublesome to climb every tree, you must instead of that labour use bows and bolts, that when the squirrel rests you may presently give him a thump by an arrow; the shooter need not fear doing them much arm, except he hit them on the head, for by reason of a strong backbone, and fleshy parts, they will bear as great a stroke as a dog.

If they be driven to the ground from the trees, and so creep into hedges, it is a sign that they are tired; and such is the lofty spirit of this animal, that while her strength lasts her, she will save herself in the tops of high trees, but being tired, she descends and falls into the mouths of those yelping curs that persecute her.

If

If what is reported of them be true, the admirable cunning of the squirrel appears in her swimming or passing over a river; for when she is constrained by hunger so to do, she seeks out some rind or small bark of a tree, which she sets upon the water, and then goes into it, and holding up her tail like a sail, lets the wind drive her to the other side, and carries meat in her mouth, to prevent being famished by the length of the voyage.

**STABLE;** as to the situation of a stable it should be in a good air, and upon hard, firm, and dry ground, that in the winter the horse may come and go clean in and out; and, if it may be, it will be best if it be situated upon an ascent, that the urine, foul water, or any wet, may be conveyed away by trenches or sinks cut out for that purpose.

By no means let there be any hen-roosts, hog-sties, or houses of easement, or any other filthy smells near it, for hen-dung or feathers swallowed, oftentimes prove mortal, and the ill air of a jakes sometimes causes blindness; and the smell of swine is apt to breed the farcin; and there is no animal that delights more in cleanliness, nor is more offended at unwholesome favours than a horse.

Brick is better for building stables than stone, the latter being subject to sweating in wet weather, and the dampness and moisture causes rheums and catarrhs.

Let the walls be of a good convenient thickness, at least a brick and half, or two bricks thick, both for the sake of safety and warmth in winter, and to defend him from being annoyed with the heat in summer, which would hinder his digesting his food.

It will be proper to have windows both on the east and on the north sides, that he may have the benefit of the north air in summer, and of the morning sun from the east in the winter.

Let the windows be glazed, and if they be sashed it will not only be the handsomer, but will be more convenient to let in air at pleasure: and let there be close wooden

shutters, that you may darken the stable in the middle of the day, which will incline the horse to take his rest as well in the day as in the night.

That part of the floor on which the horse is to stand should be made of oaken planks, for they will be both easier and warmer for the horse to lie upon than stones; and be sure to lay them level, for if they are laid higher before than behind (as they generally are in Inns and Horse-courser's stables, that their horses may appear to more advantage in stature) his hinder legs will swell, and he can never lie easily, because his hinder parts will be still slipping down.

Lay the planks cross-ways, and not length-ways, and sink a good trench underneath them, which may receive the urine through holes bored in the planks, and convey it into some common receptacle.

Raise the ground behind him even with the planks, that he may continually stand upon a level; and let the floor behind him be paved with small pebble; and be sure to let that part of the stable where the rack stands be well wainscotted.

Place two rings at each side of his stall for his halter to run through, which should have a light wooden logger at the bottom of it, to poise it perpendicularly, but not so heavy as to tire the horse, or to hinder him from eating.

Some recommend a drawer or locker made in the wainscot partition, rather than a fixt manger, for him to eat his corn out of, which may be taken out to cleanse at pleasure.

This need not to be made large, and therefore will not take up much room.

They also advise not to make any rack at all, but instead of it, (according to the *Italian* fashion) to give the horse his hay on the ground, upon the litter: or else you may, if you please, nail some boards in the form of a trough, in which you may put his hay, and the boards will prevent him from trampling on and spoiling it.

Some again disapprove of this way of feeding, thinking it may spoil his chest, and that his blowing upon his hay will make



it nauseous to his palate : But others again answer, that as to the spoiling of his chest, it rather strengthens it and makes it firm ; whereas on the contrary, the lifting of his head up high to the rack, will make him withy cragged. But the way before mentioned he will feed as he lies, which will be for his ease. And as to the hay, that may be given him but by small quantities at a time ; and there will be this advantage in receiving his hay on the ground, the prone posture will cleanse his head from rheum or pose, which he may happen by any ways to have gotten, and induce him to sneeze and throw out all manner of watery humours that may annoy his head.

If you have stable-room enough you may make partitions, and at the head, towards the manger, board them to that height that one horse may not molest or smell to another, allowing each horse room enough to turn about and lie down at pleasure,

One of these stalls may be made convenient for your groom to lie in, in case of a match, or the sickness of a horse.

Behind the horses may be made a range of presses, with pegs to hang up saddles, bridles, &c. and shelves for other utensils, pots of ointment, &c.

And in order that the stable may not be encumbered with oat bins, you may make use of the method of a certain Gentleman, described by Dr. *Plott* in his history of *Oxfordshire*, as follows.

Make a conveniency to let the oats down from above, out of a vessel like the hopper of a mill, whence they fall into a square pipe let into the wall, of about four inches diagonal, which comes down into a cupboard, also set into the wall, but with its end so near the bottom, that there shall never be above a gallon or such a quantity in the cupboard at a time, which being taken away and given to the horses, another gallon presently succeeds, so that in the lower part of the stable where the horses stand there is not an inch of room taken up for the whole provision of oats ; which hath also this further conveniency, that by this motion the oats are kept constantly sweet, the taking

away of one gallon moving the whole mass above, which otherwise, being laid in great quantities, would be apt to grow musty.

There may also be two of these made, the one for oats and the other for split-beans, and both let into the range of presses, the oats and beans being separated above by partitions.

Let the floor over the stable be cieleed, whether you make it a granary, or a lodging-room for your groom, that no dust may fall from it upon your horses.

There are also other requisites, as a dung-yard, a pump, a conduit ; and if some pond or running river were near, it were the better.

**STABLE-STAND**, [in the Forest-law] a term used when a man is found at his stand in the forest, with a cross-bow or long bow, ready to shoot at a deer, or else standing close by a tree with greyhounds in a leash, ready to be let slip.

This is one of the four evidences or presumptions by which a man is convicted of intending to steal the King's deer, the other three being back-berond, bloody-hand, and dog-draw.

**STAG**, a red male deer of five years old.

**STAG-EVIL IN A HORSE**, a distemper which is a kind of palsey in the jaws, he being sometimes seized with such a stiffness in the neck and jaws that he cannot move them, but turns up the white of his eyes, and is seized with a palpitation of the heart and beating of the flanks at uncertain intervals, which disease frequently proves mortal if it spreads all over the body.

It chiefly proceeds from the horse's being exposed to cold after a great heat.

The first remedy is to bleed plentifully, unless the horse be old, low in flesh, or lately taken from some hard duty, when you must not take away too much of his blood. After bleeding give the following ball : Take of assa foetida half an ounce ; castor powdered two drachms ; valerian root powdered one ounce : make the whole into a ball, with honey and oil of amber.

This ball may be given twice a day at first,  
C c c and

and afterwards once, washing it down with a decoction of valerian sweetened with liquorice or honey.

Care must also be taken to keep the body open with laxative purges, and emollient clysters. And after this method has been continued for eight or ten days, the following ball should be given, and washed down with the valerian decoction: Take of cinna-bar of antimony six drachms, of assa foetida half an ounce; of birthwort root, myrrh and bay-berries, of each two drachms: make the whole into a ball with treacle and oil of amber.

By pursuing this method the horse, if he stands the first shock of the disease, will, in all probability, recover, unless the distemper proceeds from bots in the stomach, which is often the case; when mercurial medicines, laid down in the article Bots and Worms, are to be used; after which the above balls may be continued till the convulsions are removed.

It will also be necessary to chafe and rub the several parts that are contracted; and also to rub into the cheeks, temples, neck, shoulders, spines of the back and loins, the following linament: Take of nerve and marshmallow ointment, of each four ounces; and oil of amber, two ounces: make the whole into a linament, with a sufficient quantity of camphorated spirit of wine.

In this terrible distemper the jaws are sometimes so fast locked, that medicines cannot be given by the mouth, and then they must be given by way of clyster; for the method too often practised, of forcing the jaws open, increases the symptoms, by putting the creature into the greatest agonies, and therefore should not be attempted. The following infusion may be given for this purpose: Take of rue, penny-royal, and chamomile flowers, of each a handful, of valerian roots two ounces; boil these in five pints of water till one pint is wasted; strain the liquor from the ingredients, dissolve it in an ounce of assa foetida, and add four ounces of common oil. This clyster must be given once a day.

But as the horse, while he continues in this melancholy condition, cannot feed, he must be supported by nourishing clysters, made of milk, pottage, broths, and the like, given to the quantity of three or four quarts a day; by which means the creature will be supported till the distemper abates so far as to be able to eat his food.

It has also been observed, that the stiffness of the jaws has continued, even after the convulsions has been removed, in which case the following medicines should be given: Take of Matthew's pill and assa foetida, of each one ounce: make the whole into a ball.

This ball will generally be sufficient to remove the stiffness: but if not, it must be repeated the following day, and the nervous decoctions recommended above, continued.

It is very common to make rowels in this disease; but they are generally unsuccessful, and often mortify: so that if they are applied at all, they should be made under the jaws and in the breast.

STAGGARD [with Hunters] a young male deer aged but four years.

STAGGERS } IN HORSES, a disease,  
STAVERS } being a giddiness in the brain, which when it seizes the beast often proceeds to madness.

It owes its original to corrupt blood, or gross and ill humours which oppress the brain; sometimes from his being too soon turned out to grass before he is cold, or by hard riding, or hard labour.

The signs of it are dimness of sight, reeling or staggering, and his beating his head against the wall, by reason of violent pain, and thrusting it into his litter; he will likewise forsake his meat, and have waterish eyes.

For the cure of this distemper there are various prescriptions, some of which are, first to bleed the horse, then to dissolve the quantity of a hazel-nut of sweet butter in a saucer full of wine; when take lint, or fine flax, dip it in it and stop his ears with it, and stich them for twelve hours.

Some boil an ounce and half of bitter almonds, two drachms of an ox-gall, half a penny



penny-worth of black hellebore, made into powder, grains of castoreum, vinegar and varnish, of each five drachms, which they boil and strain, which put into his ears as before.

*Soleysel* directs to bleed the horse in the flanks and plate veins of the thighs, and then to give him a glyster of two quarts of emetic wine, lukewarm, with four ounces of the ointment of populeum, and afterwards to let him repose a little; and when he has voided that glyster about an hour, to give him the following dose:

Take two ounces of the scorix of the liver of antimony, finely powdered, in five pints of beer, after it has had five or six walms over the fire, then add four ounces of unguentum rosatum, and inject this lukewarm.

Repeat this often, rubbing his legs strongly with wisps of straw moistened in warm water, to make a revulsion: feed him with bran and white bread, and walk him from time to time in a temperate place.

But if notwithstanding these applications the disease does still continue, then give him an ounce of *Venice* treacle, dissolved in a quart of some cordial waters, and inject the following glyster lukewarm.

Dissolve two ounces of Sal Polycrestum and *Venice* treacle in two quarts of the decoction of the softening herbs, and with a quarter of a pound of the oil of rue, make a glyster. Or,

Take the seeds of cresty, poppies, smalage, parsley, dill, pepper and saffron, of each two drachms, pound them all to a fine powder, and put them into two quarts of water, boiling hot from the fire, and let them infuse together for three hours; strain it and give him one quart; sprinkle his hay with water, and the next day give him another quart fasting; let him have no cold water for four or five days, only white water, unless sometimes a mash. Or,

Make a small tough oaken or ashen stick sharp, and make a notch at one end of it, like a fork, to prevent it from running too far into the horse's head: put it up his nostril, jobbing it up and down to the top of

his head, which will set him to bleedin<sup>g</sup> freely.

Then in the morning fasting give him a drink well brewed together, compounded of an ounce of turmeric, and the same quantity of aniseeds, in a quart of strong beer or ale, a pint of verjuice, and a quarter of a pint of brandy, and stop his ears with *aqua vitæ* and herbage, well beaten together; put of this an equal quantity into each ear, and stop flax or hurds upon it to keep it down, then stich up his ears for twenty-four hours.

The next day bleed him in the neck, and give him his blood with a handful of salt in it, stirring it well together, to prevent it from clodding; four or five hours after give him sweet hay, and warm water and bran at night.

Then tie up one of his fore-legs, and strew store of litter under him, and leave him to take his rest, and he will either recover in a day or two or die.

The vinegar will make him stale, and the *aqua vitæ* cause him to sleep; if he does not come to his stomach, give him honey, white-wine, and a cordial.

*A STALE*, a living fowl put in any place to allure other fowls, to a place where they may be taken: for want of these, a lark or any other bird may be shot, his entrails taken out and dried in an oven in his feathers, with a stick thrust through him to keep in a convenient posture, which may serve as well as a live one.

*STALING* OR *DUNGING*, a suppression or stoppage of these may happen to a horse several ways; sometimes by being too high kept and having too little exercise, sometimes by being travelled suddenly after he has been taken up from grass, before his body has been emptied of it, and has had dry meat instead of it.

The signs of knowing this is, that he will lie down and tumble about, by reason of the extremity of pain, just as if he were troubled with bots,

In such case to cause a horse to stale, do as follows:

Put a quart of strong ale into a two quart  
C c c 2 pot,

pot, with as many radish roots, washed, slit and bruised, as will fill up the pot, stop the pot close and let it stand twenty-four hours, then strain out the liquor, squeezing the roots very hard, and give it the horse fasting; then ride him a little up and down, set him up warm, and he will quickly stale.

Take three or four spoonfuls of burdock seeds, bruise them, and put them into a quart of beer, and a good piece of butter, heat it lukewarm and give it the horse.

Kill a sufficient number of bees, dry them well and reduce them to powder, and put them into a pint of white-wine or ale, and give him about an ounce of them at a time; this will open the passages of the primary veins, by his having taken two or three doses, and make him stale freely.

**STALING OF BLOOD**; a horse sometimes happens in the midst of summer to stale pure blood, by reason of immoderate exercise; if a vessel or member be broke, it is mortal; but if it only proceeds from the heat of the kidneys, he may be easily cured; for in this case, all the urine that is tinged like blood is not blood, for a small flux of blood will give a red tincture to a great quantity of urine.

For the cure: first bleed the horse, then give him every morning three pints of the infusion of *crocus metallorum* in white wine, for six or seven days successively, keeping him bridled four hours before and after it; this will both cleanse his bladder, and heal the part affected.

If the distemper be attended with heat, and beating of the flanks, give him a cooling glyster; bleed him again, and give him two ounces of *sal polychrestum*, dissolved in three pints of emetic wine, which is to be got ready to be given him in the morning.

If the *sal polychrestum* takes away his appetite, or the emetic wine do not effect the cure, give him the following medicine.

Take two ounces of *Venice* treacle or (for want of that) of *diatefforum*, with common honey and fine sugar, of each four ounces; incorporate all these well together in a mortar, then add aniseeds, coriander-seeds, and liquorice powder, of each two ounces.

Mingle the mass well, and give it the horse, dissolved in a quart of claret, keeping him bridled for three hours, both before and after; and the next day bleed him.

On the third day inject the following glyster: take two ounces of the scorizæ, or dross, of liver of antimony, in fine powder; boil it in five pints of cow's-milk-whey, and as soon as the liquor begins to rise in great bubbles, take it from the fire, and add to it a quarter of a pound of olive-oil; give this glyster luke-warm.

The virtue of these medicines have been experienced; but if the disease should still continue, you must again repeat the whole course.

**STALING BLOOD**; this distemper is often caused by a strain: for the cure, bleed the horse, and give him some of the hysteric liquor, about a large spoonful, in a pint of strong beer warm, and it will bring him into order.

**STALLION**; is an ungeld horse, designed for the covering of mares, in order to propagate the species; and when his stones are taken away, and he is gelt, is called a gelding.

Now in the chusing stone horses, or stallions for mares, you ought to take great care that they neither have moon-eyes, watery-eyes, blood-shotten-eyes, splents, spavins, curbs, nor, if possible, any natural imperfection of any kind whatsoever; for if they have, the colts will take them hereditarily from their parents.

But let them be the best, ablest, highest spirited, fairest coloured, and fine shaped; and a person should inform himself of all natural defects in them, of which none are free.

As for his age, he ought not to be younger, to cover a mare, than four years old, from which time forward he will beget colts till twenty.

Let the stallion be so high fed, as to be full of lust and vigour, and then brought to the place where the mares are; take off his hinder shoes, and let him cover a mare in hand twice or thrice, to keep him sober; then pull off his bridle, and turn him loose



to the rest of the mares, which must be in a convenient close, with strong fences and good food, and there leave him till he has covered them all, so that they will take horse no more; by which time his courage will be pretty well cooled.

Ten or twelve mares are enough for one horse in the same year; it will also be necessary to have some little shed or hovel in the field, to which he may retreat to defend him from the rain, sun, and wind, which are very weakening to a horse: let there be likewise a rack and manger to feed him in, during his covering-time, and it would not be amiss if one were to watch him during that time, for fear of any accident, and the better to know how often he covers each mare.

When he has done his duty, take him away from the mares, and remove them into some fresh pasture.

Take notice, that when you would have mares covered, either in hand or otherwise, that both the stallion and mare to have the same feeding, *viz.* if the horse be at hay and oats, which are commonly called hard meats, the mare should be also at hard meat, otherwise she will not be so fit to hold.

In the like manner, if the stallion be at grass, you must also put the mare to grass.

Those mares which are in middling case, conceive the most easily; whereas those that are very fat hold with great difficulty; those of them that are hot and in season, retain a great deal better; their heat exciting the stallion, who, on his part, performs the action with greater vigour and ardour.

And when you cover a mare in hand, in order that she may the more certainly hold, let the stallion and the mare be so placed in the stable, that they may see each other, keeping them so for some time, which will animate them both, and then they will hardly fail to generate.

For the ordering of a stallion, some give the following instructions.

Feed the stallion for three months at least, before he is to cover, with good oats, pease, or beans, or with coarse bread, and a little hay, but a good deal of wheat straw; carrying him twice a day out to water, walking

him up and down for an hour after he has drank, but without making him sweat.

If the stallion be not thus brought into wind before he covers, he will be in danger of becoming purfey, and broken winded; and if he be not well fed, he will not be able to perform his task, or at best the colts would be but pitiful and weak ones; and though you should take great care to nourish him, yet you will take him in again very weak.

If you put him to many mares, he will not serve you so long, but his mane and tail will fall away by reason of poverty, and it will be a difficult matter to bring him to a good condition of body, against the year following.

He ought to have mares according to his strength, as twelve or fifteen, or at most not above twenty.

As to Foreign Horses. The *Spanish* horse, or *Spanish* jennet, is a creature of great fire, of a middle stature, and generally well made in his head, body, and legs; and though his buttocks are something long, yet they are strong and well shaped.

After one of these horses has been well taught, there is none make a better show upon the parade; but he is not a horse that will hold long in his full strength, because he has rather too much spirit; for about half a mile, there is not a swifter creature in a race, but then his strength fails.

A *Spanish* horse is not generally thought fit for action, till he is six years old, for they are not till that time grown to their full perfection or beauty, and their too great fire or mettle is not till then abated sufficient to render him serviceable.

The last thing that is compleat in *Spanish* horses, is the crest; the horses of this breed are naturally inclined to bound and to make faults, raising all four feet at once from the ground; but their limbs being weak and small, they are very subject to be sinew-strained, or otherwise lamed, in a short time after they are come to be fit for service.

No kind of horse has such open nostrils, nor snorts more in all his goings, than the *Spanish* horse; his trot is somewhat long, irregular

Irregular or waving, for which reason some jockies have chose to bring them to the pace or amble.

The *German Horse*. These horses are, for the most part, very tall, and large of body, not very beautiful in make, but seem to be of great strength, and being brought into the manage, perform some of the most difficult lessons with agility enough: they gallop very slow or heavy, and trot very high; but they are strong, and better for the draught or burdēn, than the manage.

The *Hungarian Horse*. These horses are generally hook nosed, and have thick heads, large eyes, broad jaws, but narrow nostrils; their mains are rough and thick, commonly reaching near the ground; their tails, in like manner, are bushy and long; for the most part of lean and thin bodies, but weak patters: but although some parts of them are not to be liked, yet the deformities are generally so well put together, that, taken all together, the horses are agreeable enough.

They are of a tolerable good courage, and will endure labour and fatigue, and for that reason are serviceable in war.

The *Swedish Horse*. These are of small stature, their shape indifferent, and are of but small service.

The horses natural to *Sweden*, are, for the most part, either white, dun, or pyed, and wall-eyed; so that unless they are improved by other breeds, they are not to be ranked with them that are of good esteem.

The *Polish Horse*. These are much like the *Danish* horse, and are generally about the size of the *Spanish* jennet, are of a middle stature, but their limbs are much better knit together, and are of a much stronger make, than the *Spanish* ones.

This horse is in many respects, like our natural *English* horse, except that their heads are somewhat slenderer, like the *Irish* hobby; but their necks and crests are raised upright, and very strong; their ears are very short and small, and their backs capable of bearing any weight; their chins are broad, and their hoofs are judged to be as good as those of any horse in the world.

They are very good for a journey, and will

endure long ones, with more ease than any other horses.

*Flanders Horses*. These differ in shape but little from the *German* breed, they are tall in stature, have short and thick heads, bodies deep and long, buttocks round and flat, their legs thick and rough.

These horses, and the mares of the same kind, are esteemed chiefly for the draught, in which, for stateliness, they excel most horses in *Europe*; but are to be rejected for the faddle, being both sluggish and uneasy.

The *Flanders* horse, and mare both, have a hard trot, but are much used in the harness with us in *England*.

The *Neopolitan Horse*. These horses are highly esteemed for their strength and courage, which, together with their gentle dispositions, make them more valued.

His limbs are strong, and well knit together; his pace is lofty, and he is very docible for the performance of any exercise; but a nice eye may discover that his legs are something too small, which seems to be his only imperfection. He may be known by his head, which is long, lean, and slender, bending from the eyes to the nostrils, like a hawk's beak; he also has a very full eye, and a sharp ear.

The *Sardinian Horse*. These, and those of *Corfica*, very much resemble the *Neopolitan*, but are somewhat shorter bodied, and of a more fiery disposition; but by good management may be brought to very good discipline.

*Turkish Horses*. These horses are originally natives of *Greece*, and bear an extraordinary price with us, partly because of their extraordinary beauty, and partly because of the great expence of bringing them over.

These *Turkish* horses have fine heads, somewhat like *Barbary* ones, beautiful fore-hands, and strait limbs, rather small than large, are of a most delicate shape, their pace is genteel and graceful, and besides they are horses of good spirit.

Their coats are smooth and short, and their hoofs long and narrow, which is a sign of swiftness; in a word, they are horses of great beauty, courage, and speed.



Their colour is, for the most part, grey or flea-bitten, though they are some of a bright bay colour; but most of these we have now in *England*, are grey.

*English* Horses. The true bred *English* horse, has been accounted a creature of great strength and spirit, and he has been (by some authors) represented as of a very large size; but at present we have hardly any that can be called a true bred *English* horse, or that can be said to be the offspring of an horse and mare, that were both lineally descended from the original race of this country; unless we may account those horses to be such that are bred wild in some forests, and among mountains.

Among them, perhaps, the mares and horses were both of the first *English* race, without mixture: however it is not certain, but some horses of foreign countries, of which many have been, and still are, frequently brought over, were turned into those wild places, as convenient pasture, and have mixed with the natives of *Britain*.

However, seeing we cannot seek for *English* horses any where else than in forests, and wild places, we will suppose those to be the true *English* race of horses.

These we find to answer the character, so far as relates to strength and good spirit; but they are not large, though very hardy, and will always keep good flesh on their backs, and thrive where other horses can scarce live.

It is not improbable but that the race might have been much larger than they now are, because in the first time they were at liberty to range any where, and take their pleasure where it pleased them best, because all grounds then lay open, or else there were but very few inclosures, in comparison to what they are now. And when they had that plentiful share of food, we may naturally imagine that their bodies were much larger than they are at present; for it is a certain rule, that the less share of nourishment any creature has during the time of its growth, so much the smaller will he be in stature.

But there are now very few of this wild

fort in use, in comparison to what there were a hundred and fifty, or two hundred years ago; and those that are now taken up, are not easily tamed: but when they are once disciplined, they will endure more labour than any horses in the known part of the world.

*Irish* Hobbies. These are also of a wild breed, and are generally well made, much after the manner of the *English* wild horses; they have fine heads, strong necks, and well turned bodies, quick eyes, good limbs, and other good qualities sufficient to recommend them; are brisk and courageous, and very sure footed: but both these are subject to start, which, I suppose, proceeds from their wild way of living, where they have not had the opportunity of knowing or seeing any thing but trees and bushes, and therefore every thing else seeming strange and shocking to them.

But if they happen to be young, when taken from the forest, or other wild pastures, this may probably be overcome; but if they are not so, then I judge it impossible ever to break them to it; for they having never known any thing but wild scenes, and been a long time habituated to them, so every thing that differs from them, will seem strange, if not monstrous, and will strike them with fear and horror, never to be corrected.

We are informed that these *Irish* horses are so wild, that the only way of taking them, is by assembling a great number of people together, and driving the whole stud, both horses and mares, colts and fillies, into a bog, where they cast halters over the heads of those they think fit for service, letting the others run again into the country.

Our *English* horses in forests are not taken with less labour, for many artful devices must be used, and a great deal of labour too is required, in the taking them.

And after all, great care must be taken that they have most gentle usage, to make them as familiar as possible; and at the first, not letting them have any thing to eat, but what we feed them with out of the hand, till they are grown very well acquainted with their keepers.

It is not to be expected that they will all of a sudden quit their wildness, but thus feeding them, and keeping them awake for some time, will tame them by degrees.

It ought to be observed, both in the taming or teaching of horses, that they are to be used with tenderness, rather than roughness, and no passionate person ought to be concerned in their breaking or management; but a man that undertakes this business ought to be patient, and a master of reason; and for want of these qualifications being put in practice in the management of them, many a good horse has been spoiled, having either been pushed on by the passionateness of the rider to over-strain themselves, or else to start and fly out of the way, at the least touch of a whip or spur, and thereby endangers the rider; or to hate the rider, and take every opportunity of doing him a mischief, either in mounting, or when he is on his back, or at dismounting.

There are many instances to prove that horses have a memory, and will resent injuries that have been offered them. I have known some horses would not stand still to be shod by a farrier, of whom they have before received some violent usage; when at the same time would freely suffer themselves to be shod by strangers. Others have been so provoked at the sight of a farrier, with a leather apron, that they have endeavoured all they could to do him a mischief, either by biting or kicking. Nor are we without the knowledge of melancholy accidents that have happened to grooms, who have used their horses with too great severity.

On the other hand a horse is a generous creature, and so tractable, that by treating him with discretion, and managing him with gentleness, he may be brought to be very obedient to you.

I shall conclude what has been said of foreign horses, the natural bred in *English* horses, and *Irish* hobbies, with saying, that when we see a fine horse now a-days which was foaled in *England*, and bred of a mare and horse that was likewise bred in the same place, we cannot be certain that such a horse is of a true *English* breed, unless we could

know farther of his generation; his grandfire or grandam might, perhaps, be both foreigners.

But we may say thus much of horses which are foaled or bred in *England*, though they are the offspring of foreigners, they will be stronger, and have a better spirit, than if the same had been abroad; because the food in *England* for horses is more hearty and nourishing, than in any other country in *Europe*, especially our grass, which is the principal food for horses, is in greater plenty in *Britain* and *Ireland*, than in any other *European* nation besides.

For which reason in the hotter countries, they are forced for want of grass, to cultivate clover, saintfoin, &c. and feed their horses with these and chopt straw and corn; but chopt straw is only for them when they are grown fit for use, they having only during their first two or three years, clover, saintfoin, &c.

Of the cross strains of horses. It is well known that in *Britain* have been bred horses of all the kinds beforementioned, which have not only been as good as those bred in their respective countries, but have been allowed to exceed them in strength and beauty.

But this should be remembered, that of every kind of horse mentioned before, it has been thought proper in our trading, sporting, and warlike country, to compose out of the variety, such horses as may prove useful to every sort of business.

We have some for carrying burdens, some for the road, some for hunting, others for ambling, and others for the coach, and other carriages; some likewise for racing, and some for the manage, to be trained either for the war, or diversion of great men.

As to the mixing of breeds, some are of the opinion that such horses designed to be trained for the war, should be bred from a *Neapolitan* stallion, and an *English* mare, or of a *Turkish* stallion, and an *English* mare.

The next breed to be desired, is between a *Turkish* stallion, and a *Neapolitan* mare, which produce a fine race, and of great value.



Some say that stallions of *Corfica* and *Sardinia*, coupled with *Turkish* mares, will produce a fine breed; and that the *Spanish* jennet, and *Flanders* mare, produce an excellent offspring.

But this we are certain of, that any of the aforesaid kinds of horses, covering true born *English* mares, will beget a better colt or filly, than if they had coupled with their own race, in their own country.

And there is good reason for this, because no race of horses in the world have such hearty feedings as those of *Britain*, where liberty renders every farmer capable of cultivating his lands, and providing plentifully for himself, and all about him.

This causes all of our breed to be strong and hearty, and when the mare is so, the race that proceeds from her must be so much better, as she is stronger than the mares that are fed in other countries, where the provender is more coarse, and less nourishing.

As to the breeding of horses for racing, some gentlemen chuse to put a *Barbary* horse to an *English* mare; others will have both the sire and dam to be *Barbs*; others again are for coupling the *Barbary* horse with the *Turkish* mare, and indeed any of these couplings do produce horses of great speed.

The cross strains of horses we now have, are not to be numbered; but if we were to trace the breeds of the best running horses, we should find them to proceed from such mixtures

The many horse races, so frequently the diversion of our *English* nobility and gentry, are chiefly performed by such mixtures in breed.

For though one horse truly bred of one particular country, may be swifter than another, yet if he wants strength he will be a loser in the course, and will fall from his speed if the course happens to be wet and heavy; but the couplings beforementioned, when brought together by a man of a right judgment that way, may produce something admirable at *Newmarket*, &c.

As to hunting horses, which are chiefly the delight of the *English* gentry, these

ought to be nimble, full of courage, and strong.

The original of the best we know, have proceeded from a cross strain, between the *Turkish* stallion, and *English* mare; and there is great reason for this opinion, since we are already certain of the strength of our *English* bred mares, and the good courage and swiftness of the *Turkish* and *Barbary* horses.

But every one who breeds such horses, has his particular fancy; they employ some favourite stallion, or favourite mare to raise a breed from, and are different in opinion about this: one of any particular breed will not be so good as another, although the same care should be taken in the coupling the sire and the dam.

All that can be said is, that a stallion of vigour and speed ought to be chosen, and a mare of a strong and healthful body; and from such coupling may be expected well bred horses of strength and courage.

The pad or ambling horse, is chiefly desired for ladies; to produce such, let the sire be a *Turk*, and the dam a *Scotch* poney, or *Irish* hobby, and these between them will produce a race that will be natural pacers. And again, a *Turkish* sire, and an *English* mare of a small size, will naturally fall into a pace or an amble.

Then as for the burthen or pack, the *German* horse will be a good sire for a *Flanders* or *Flemish* dam; these will produce a breed strong and tall, fit either for carrying great weights, or war.

If one of this breed happens to be trained for the army, his rider, with his accoutrements, will hardly be less than thirty stone.

The *Northamptonshire* breed of horses are generally coveted for this use, the original of which came from a mixture of the kinds before-mentioned.

These are also good for the draught, either in the coach or cart, and many have been of the opinion, that the mares of this breed are as serviceable in strength and action, as the horses: and the stallions and mares of this cross strain are rather preferable to the

original fires or dams ; being more habituated to the food of the country, or as one may say, naturalized to the *English* provender, than those that came from their respective native countries.

The crossing of strains, or coupling one horse with another, has of late so much improved our breed in *England*, that we have them now of all sorts, and for all uses, in more perfection, than any other country in the world.

Some *English* authors have observed, that the best horses are rather from the cross strain, than immediately from the natural breed of any country, for our *English* mares mend the breed ; they strengthen the joints of the *Spanish* jennet, the slenderness of the limbs of the *Turk* or *Barb*, and the too long and rough hairs about the pasterns of the *Spanish* breed.

In the latter case where the hairs are long upon the pasterns, it would be difficult for their keepers to preserve them from the meanders or scratches, which the *Flanders* horse or mare is frequently attended with, unless that hair were singed or burnt off.

As for the age of a stallion ; some advise to try the age and courage of a stallion, by taking up part of the skin, and if it return quickly to the body, and become smooth, it is a sign of his vigour and youth ; and, on the contrary, if it remains some time without returning to the part from whence it was pulled, it is a sign that the horse is either old or infirm, but if on the contrary, he is fit for business.

Another way to try if a horse be young or old, is to take the stern or tail, next the buttock, between the finger and thumb, and pressing that part hard, if they find the joint there bigger or more prominent than the joints of the tail (as big perhaps as an hazle nut, or thereabouts, they conclude the horse to be under ten years old ; but if that joint be equal with the other joints in the tail, they suppose the horse to be past that age.

Another way is, to examine the horse's eyes, whether they be full ; his body, whether or not it is in good condition ; as also

whether he has courage ; if his coat be smooth, and if the hollow of his eyes be full ; for if all these meet together, expert jockies conclude a horse is young, and fit for generation. See AGE OF A HORSE, MARE, HORSE, STALLION, STUD.

STALKING-HORSE ; without which there is no getting to shoot at some fowl, by reason of their shyness, which stalking-horse should be some old jade trained up for that purpose, who will gently, and as you would have him, walk up and down in the water which way you please, flogging and eating of the grass that grows therein. See *Plate XV.* and *Article TUNNEL-NET.*

You must shelter yourself and gun behind his fore-shoulder, bending your body low by his side, and keeping his body full between you and the fowl ; being within shot, take your level from before the forepart of the horse, firing, as it were, between the horse's neck and the water, which is much better than firing under his belly, being less perceivable :

But by reason of the trouble and time that a real stalking-horse will take up, to make fit for this purpose, you may make an artificial one, of some pieces of old canvas, shaped like a horse, with his head bending downward as if grazing ; it may be stuffed with any light matter, and painted of the colour of a horse, of which the best is brown, and in the middle let it be fixed to a staff, with a sharp iron at the end, so stick it into the ground as you see occasion, standing fast while you take your level.

It must also be so portable, that you may with ease bear it in one hand, and move it so as it may seem to graze as you go.

It must neither be too low nor too high in stature, for the first will not hide your body, and the other will be apt to scare away the fowl.

You may, instead of this stalking-horse, form out of canvass painted, an ox or cow ; this change is very proper, after you have so beaten the fowl with your stalking-horse, that they begin to find out the deceit (as it frequently happens) : then you may stalk with an ox or cow, till the horse be forgotten,



gotten, and by this method continue your sport.

In low fenny grounds, the stalking with stags or red deer is very proper, where such deer do usually feed, and are more familiar with the fowl, and so feed nearer them than either the ox, horse, or cow: which stalking-stag, or deer, are formed out of canvas painted, with the natural horns of stags fixed thereon, and the colour should be painted so lively, as that the fowl cannot discern the deceit, by which means you will come within a much nearer distance.

There are likewise other engines to stalk withal, such as an artificial tree, bush, or shrub, which may be made into small wands, and with painted canvas made into the form of the body of a tree, as a willow, poplar, or such trees as grow by rivers, and water-sides, which are the best.

If you stalk with a bush or shrub, they must not be so tall as your tree, but much thicker; which may be made either of one entire bush, or of divers bushes interwoven one with another, either with small withy-wands, cord, or packthread, that may not be discerned: and let not your bush exceed the height of a man, but be thicker than four or five inches, with a spike at the bottom to stick into the ground, whilst you take your level.

If you design these artificial stalking engines for fowls that flock together, especially water-fowl, they will soon grow too crafty for those that are unstuffed; but for pheasants, woodcocks, and the like, there cannot be a more useful and cheaper way, than to use those that are unstuffed; for when you have made a shot, you may roll up the engine, and keep it for another occasion.

Take notice, that these several sorts of engines before mentioned, are to be used only in the morning, or late in the evening, and are more proper for water than land-fowl: for when the sun is up, its reflection sooner discovers the imperfections of the engine, which are better hidden by the water.

**STANCHING BLOOD**; in case a horse, &c. happens to be cut or hurt, fill the cut full of the wool of a hare or rabbit, and hold

it in some time with your hand, or else bind it on the part; then burn the upper leather of an old shoe, and strew the ashes among the wool, and let it lie on for twenty four hours, and it will stanch the bleeding Or.

Boil together honey, wax, turpentine, swine's-grease, and wheaten-flour, stirring and mixing them well together, till they are become an ointment, then take it off the fire, and put it up in a gallipot for use; but if the cut be of any considerable depth, put in a tent of flax, or linen cloth dipped in the ointment, and lay a plaister of the same over it, letting it lie on twenty-four hours.

If a horse happens to bleed violently at the nose, stamp betony in a mortar with salt, and put it into his nose, applying it to the wound and it will stop it: but if he be taken suddenly in riding, by the highway, &c. and you cannot get the herb, scrape a felt hat, or piece of woollen cloth with a knife, and apply it to the part, and it will stanch it.

**STARE** } a bird kept for his whistle-  
**STARLING** } ling; but the great fault generally is, that they get them too much fledged out of the nest, which makes them generally retain so much of their own harsh notes; such therefore as would have them good, and avoid their natural squeaking tone, must take them from the old ones at two or three days old: and this should be done by all birds that you design to learn to whistle or speak, or would have learn of another bird, by hanging under his cage.

**STARS**; are distinguishing marks in the fore-heads of horses, and they are usually made either white, black, or red.

The method of making which is as follows:

If you would have a white one in his forehead, or indeed in any other part of his body, first, with a razor, shave away the hair, of the width or bigness that you would have the star to be; then take a little oil of vitriol in an oyster shell, and dip a feather or piece of stick into it, for it will eat both linnen and woollen, and just wet it all over the place that you have shaved, and it will eat away the roots of the hairs, and the next

that come will be white. It need not be done above once, and may be healed up with copperas-water, and green ointment.

**STARTING**, in the manage, A horse is said to be starting, skittish, or timorous, that takes every object he sees to be otherwise than it is.

This fault is most common to horses that have defects in their eyes: you should never beat a starting horse in his consternation but get him to advance gently, to the object that alarms him.

**STAY**, to stay the hand; to stay or sustain a horse, is to hold the bridle firm and high.

We likewise stay or sustain a horse with the in-leg or the in-heel, when he makes his croupe go before his shoulders upon volts. We stay a horse again when we hinder him to traverse, when we ride him equally, keeping him always subject, so that his croupe cannot slip out, and he can lose neither his cadence nor his ground, but marks all his times equal.

**STEP AND LEAP**; is one of the seven airs, or artificial motions of a horse, being, as it were, three airs; for the pace or step is *terra a terra*, the raising is a corvet, and the leap finishes the whole.

The step, puts the horse upon the hand, and gives him a rise to leap, like one that runs before he leaps, and so may leap higher than he that goes every time a leap. For leaps of all kinds, give no help with your legs at all, only hold him up with the bridle-hand when he rises before, that so he may rise the higher behind; and when he begins to rise behind, then put your bridle-hand a little forwards to hold him up before, and stay him there upon the hand, as if he hung in the air; and time the motion of your bridle-hand, so as that you may take him, as if he were a ball upon the bound, which is the greatest secret of all in leaping a horse right.

**STERN**, [with Hunters] the tail of a grey-hound, or of a wolf.

**STEW**, is a kind of fish-pond, contrived for serving the daily use of a family, so that with little trouble the house may be furnished with fish at any time.

This should be so situated as to be near the chief mansion-house, and inclosed, the better to be defended from robbers.

If you have two great waters of three or four acres a piece, it will be proper to have four stews, of two rods wide and three rods long each.

In the making of these the sides should be cut down sloping, carrying the bottom in a continual decline from end to end, so as you may have a convenient mouth, as horse-ponds have, for the taking out your nets when you have drawn for fish; and if you have room enough you may make a mouth at both ends, and the deepest part should be in the middle, by which means your net may be drawn backwards or forwards, and the fish will not have such shelter as a depth under a head will be.

Add to this, that we fish with delight in coming upon the shoals, and in all probability thrive the better.

These may chiefly be reserved for carp, but not absolutely; and if you perceive your tench and perch to increase and prosper, you may make lesser stews to serve them a part, and so you may have them easier when you please, without disturbing the other fish.

But remember this, that perch will scarce live in stews and small waters, in hot weather, but will pine, grow lean and thin, if not die; so that the stews are to be their winter quarters, but in the summer they should be in green ponds.

**STICKLEBACK**; this fish is small, prickly, and without scales, and not worth minding, but that he is an excellent bait for trouts, especially if his tail be turned round on the hook, at which a trout will bite more eagerly than at penk, roach or minnow.

The loach is also as good bait as the stickle-back, provided you place either right on the hook.

And that you may do it, take this observation, that the nimble turning of the penk, minnow, loach, or stickle-back, is the perfection of that sort of fishing.

That you may do it the better, take notice



tice that you must put the hook into the mouth of any of the aforesaid baits, and out at their tail, tying him fast with white thread a little above it, in such sort that he may turn; after this sew up his mouth and you have done.

This way of baiting is very tempting to large trouts, and seldom fails the Angler's expectation. This fish is in some places called a banstickle.

**STIFLE IN A HORSE**, a large muscle, or that part of the hind-leg which advances towards his belly, and is a most dangerous part to receive a blow upon.

**STIFLING**, is a malady that accidentally befalls a horse, either by some strain, by leaping, or by a slip in the stable, or on travelling, or else by some blow or stroke, which puts out the stifle-bone, or much hurts and strains the joint.

The sign of this is by the dislocated bone bearing itself out, which will make him go lame, and unwilling to touch the ground but only with his toes, till it be put in again.

The common method of cure is to swim the horse in some deep water or pond, till he sweats about his ears, which will put the bone into it's right place again, and when he is thought to have swam enough, to take him out of the water and to throw an old blanket over him, to prevent him from taking cold, and lead him gently home.

Then being in the stable, they put a wooden wedge of the breadth of a six-pence between the toe and the shoe, on the contrary foot behind, and when they find him thoroughly dry, anoint the part aggrieved with hen's grease, or oil of turpentine, and strong beer, of equal parts alike, well shaken and mixed together in a vial.

It is to be well chafed in with the hand, one holding at the same time a hot bar of iron or fire-shovel, to make it sink in the better: or you may apply to it brandy and common soap, and strong beer, mixed together.

Or, tie down the horse's head to the manger, and fasten a cord to the pastern of the hinder-leg, and draw his leg forwards, so

that the bone will come right by being helped with the hand; keep it in this position exactly, and tie the other end of the cord to the rack, so that the horse may not pull his leg back, so as to dislocate the bone, for an hour or two, till after it has been settled and dressed.

Then having ready melted pitch in a pot, dip a bit of a clout tied to a stick into the pitch, anoint the stifling with it, to the breadth of three or four inches, and the length of ten; and immediately before the pitch can cool, having ready a strong piece of canvas cut fit for the purpose, and very well warmed by the fire, clap it so neatly upon the place, that the bone cannot slip out again.

Take notice, that this plaister must not be long-ways towards the foot and flank; but cross-ways upon the joint, as it were about the thigh; for otherwise it cannot hold in the bone.

When you have laid on the plaister, anoint it all over with the melted pitch, and, while it is warm, clap flax, the colour of the horse, all over the outside of the canvas.

Let the plaister remain on till it falls off of itself; but if the bone be out, then put in a *French* rowel, a little below the stifling place; and let it remain fifteen days, and turn it once every day; at the end of fifteen days take it out, and heal up the orifice with green ointment.

**STIFF LEGS**, a disease in horses, under which are also comprehended dry'd, decay'd, or bruised legs.

For the cure: take of spirit of wine a quart; oil of nuts, half a pint; butter half a pound; put them into a glazed earthen pipkin and melt them, covering the vessel with another that is less, exactly fitted to it, lute the junctures well with clay, mixed with horse-dung, or hair; and after the cement is dry, set the pot on a very gentle fire, and keep the ingredients boiling up very softly for the space of eight or ten hours, then take off the pot and set it to cool: when used, rub the master sinew with your hand till it grows hot, then anoint it with  
this.

this composition, chafing it in, and repeat the same every day.

**STIPTIC POWDER**; is a restringent preparation of iron, commonly called *Colebatch's Stiptic Powder*, after the name of its inventor, Sir *John Colebatch*. It is prepared after the following manner:

Upon what quantity of filings of iron you please pour spirit of salt, so as to cover them to the height of three or four fingers, and let them stand in a gentle digestion, till the fermentation is over, and the spirit of salt is become sweet; then pour off the liquid part, and evaporate it in an iron or glass vessel, till half of it is wasted, then put it into an equal quantity of *saccharum Saturni*, and evaporate it to a dry powder; if the evaporation be stopped at it's first becoming dry, it has exactly the appearance of *Colebatch's Powder*; but if it be continued longer, and the heat raised, it will turn red.

This must be kept stopped up very close from the air, or else it will imbibe, and so flow as to lose its efficacy.

Dr. *Quincy* tells us, that he was very well informed that this was the Stiptic that made so much noise in the world some years since, by the author of *Novum Lumen Chirurgicum*, and for the sale of which a patent was procured, except that oil of vitrol was used in that, instead of the spirit of salt in this; and that the difference is very insignificant.

He says also, that he kept some of this by him, till he found a proper opportunity to try it, when an extraordinary one happened, by a blundering farrier cutting the jugular artery of a very fine young horse; and that having stopped the flux of blood, by griping the part with his hand, till the doctor had dissolved some of this powder in warm water, and with Currier's shavings of leather dipped in it, he applied it to the part, not one drop of blood followed afterwards, and the part was easily afterwards incarnated and healed up.

**STIRRUP**, a well known iron frame, fastened to a saddle with a thong of leather, for the rider to rest his foot on.

Let your stirrup-leather be strong, as also the stirrup-irons, which should be pretty

large, that you may the sooner quit them in case of a fall.

**Stirrup**; is a rest for a rider's foot, composed of some small pieces of iron, forged into bars, and level below, but arched in the upper part, by which part they are hung in stirrup-leathers.

Bear vigorously upon your stirrup when you have your foot in it, and hold the point of your foot higher than the heel.

When you would stop your horse, you must bear upon your stirrups.

You should keep your right stirrup half a point shorter than the left, for in combat the horseman bears and rests more upon the right, and to facilitate the mounting of your horse, the left stirrup should be longer than the other.

To lose one's stirrups, is to suffer them to slip from the foot.

The stirrup foot, or the near fore foot, is the left foot behind.

**Stirrup-leather**, is a lathe or thong of leather, descending from the saddle, down by the horse's ribs, upon which the stirrups hang.

**Stirrup-bearer**, is an end of leather made fast to the end of the saddle, to truss up the stirrups when the rider is alighted, and the horse sent to the stable.

**STOMACH SKINS**; there are some foals under the age of six months, which, though their dams yield abundance of milk, decay daily, and have a cough, occasioned by certain pellicles or little skins that breed in their stomachs, even to that degree as to obstruct their breathing, and at last utterly destroy them.

To cure this malady, take the bag wherein the foal came out of the belly of it's dam, and having dried it, give as much thereof in milk as you can take up with three fingers.

This remedy is also good for all diseases that befall them while they are under six years of age: but if you cannot have the bag, then take the lungs of a young fox, dry and powder them, and use it instead of the aforesaid powder.

**STONE FALCON**, a kind of hawk that builds her nest on rocks.

STONE-



**STONE-BRUIISING**, a misfortune that befalls the cods of a horse by divers accidents.

For the cure: take honey and fresh butter, of each half a pound, melt them, to which add the juice of green coleworts, one pound; leaves of rue picked from the stalks, a good handful; black soap, four ounces, and one pound of bean-flour; stamp the rue in a marble mortar, then add the honey, and afterwards the juice of coleworts, butter, and black soap; mix them well without heat, and make a poultice with the bean-flour, and apply it cold with a hog's bladder, and keep it on with a bandage tied about the horse's back.

Hard swellings may be cured by this method; and removing the dressing once a day, and the quantity here prescribed will probably be sufficient to perfect the cure, by being applied frequently.

But if the swelling be attended with a great inflammation, then add to the whole composition two drachms of camphire, dissolved in three spoonfuls of the spirit of wine; but if by the bruise the tumour be seated in the ligaments that are above the stone, chafe the part with spirit of wine camphorated, and afterwards apply the following cataplasm or poultice.

If you have reason to believe that there is matter generated in the stones, spread *emplastrum divinum* on very soft leather, about the bigness of the palm of your hand, and lay it upon the part affected, even where the matter seems to be seated, and then apply the poultice, and if the matter be either actually generated, or ready to be formed, the plaister will draw it.

You must take the plaister off once a day and wipe it, but you need not change it; and by following this method the horse may be cured without gelding.

The horse must be let blood both at the beginning and end of the cure.

**STONES-SWELLING**, } [in Horses]  
**STONES-HARDENING**, } a malady to which they are incident. See the Article **CODS**.

For the cure: take yellow wax, fresh but-

ter, and oil of olives, of each half a pound, strong vinegar, half a pint; boil them together till the vinegar be almost consumed, then take the vessel off the fire, and put in an ounce of camphire powdered; make a poultice, and apply it to the swelled cods; let it lie on four hours, then lay on another poultice upon the first, without taking off the former or uncovering the part.

If the inflammation be but a simple one, it will assuage the swelling and abate the pain; but if the swelling shall continue after the heat and pain is removed, and the cods do hang down very low, it is a sign that the horse is troubled with a hydrocele, that is, when by a relaxation of the peritonæum, the cods are filled with water, which having been too long retained in the part, by reason of the great difficulty of expelling it through the pores, may corrupt and ulcerate the stones.

For the cure of this sort of swelling, or hydrocele, make a sort of gruel of barley-meal and vinegar, and when it is almost boiled, and half the quantity of chalk, with a sufficient quantity of oil of roses and quinces, and two handfuls of salt, apply this remedy as hot as you can endure it with your hands, and bind it on very carefully.

Or, boil a sufficient quantity of beans in lees of wine, till they are soft and tender, then pound them to a mash, to every pound of which add a quarter of an ounce of castoreum in fine powder; incorporate them well together, and sew two pounds of them up in a bag large enough to cover the stones: first anoint the cods with ointment of the oil of roses, and then lay on the bag as hot as you can suffer it to lie on the back of your hand, binding it on as well as you can; let it lie on for twenty-four hours, then heat the bag again in the same lees of wine, in which the beans were boiled, and lay it on again; repeat this continually till the swelling be abated.

If the *peritonæum*, or rim that holds the entrails, be relaxed, the guts will fall into the cods, which will appear visible. In this case you must first endeavour to put up the  
 fallen

fallen guts, and then apply the following fomentation :

Take of the bark of the pomegranate and oak trees, green oak-apple, *Cyprus* nuts, barberries and somach, of each two ounces, annise and fennel seeds, of each an ounce, camomile, melilot, and pomegranative flowers, of each a handful, and powder of crude allum four ounces; put them into a bag large enough to cover the horse's cods (and if this quantity be not sufficient double it) sew it up after the manner of a quill, and put the first quantity with a quarter of a peck (or half for the double) of beans in a pot of shoe wine, or some thick red wine, and boil them for the space of two hours; then apply the bag moderately hot to his cods or stones, cleverly fastening it on with a bandage, put round the flanks, and tied on the rump. Continue this application for some time, heating the quilted bag a fresh every time in the same liquor.

But after you have put up the guts, the surest way is to geld the horse, for then the cods will shrink up, and the guts will not any more come down into them.

But if it be a rupture incording, or burstenness, which is when the rim, thin film, or caul, which holds up the entrails, is broken, or over-strained, or stretched, so that the guts fall down either into his cods or flank: then use the following remedy :

Take common pitch, dragon's-blood, powder of bole-armoniac, mastick, and frankincense, of each one ounce, make a plaister of these, and lay it upon the loins of the horse, and on the rupture, letting it abide on till it falls off of itself, and it will cure him; but then you must at the same time give him strengthening things inwardly, of which there are many prescribed, as rupture-wort, cross-wort, valerian, &c.

Or, carry the horse into a place where there is a bean over-thwart, and strew it thick with straw; then put on four pasterns, with four rings on his feet, with the loose ends of the rope, and so draw all his fore feet together, and he will fall, then cast the rope over the beam and hoist him up, so that he may lie flat on his back, with his legs up-

wards, without struggling; then bathe his stones with warm water, and butter melted together; and when they are become something warm, and well mollified, raise them up from the body with both your hands, being closed by the fingers, close together; and holding the stones in your hand, work down the gut into the body of the horse, stroaking it downwards continually with both your thumbs, till you perceive that side of the stone to be as small as the other.

Having thus returned the gut to the right place, take a list of the breadth of two fingers, and having anointed it very well with fresh butter, tie his stones close together with it, as nigh the body as you possibly can, but not too hard, but so that you can put your fingers between.

Then raise the horse, and lead him gently into the stable, set him up and keep him warm, and let him not be stirred for the space of twenty one days; but do not omit the next day to unloose the list, and to take it away, and to throw a bowl or two of cold water upon the cods once or twice for that day, and every day after: this will make him shrink up his stones, and by that means hinder the gut from falling down.

At the end of twenty one days, in order to render the cure more effectual, take away the stone on the bursten side, and so he will hardly be bursten again on that side; and during the cure, let him neither eat nor drink much, and give him his drink always warm.

STOOPING [in Falconry] is when a hawk being upon her wings, at the height of her pitch, bends down violently to take the fowl.

STOP; is a pause or discontinuation.

To form a stop, is to stop upon the haunches; to form a stop of a horse, you must in the first place, place the calves of your legs to animate him, bend your body backwards, raise the bridle-hand without moving the elbow, then vigorously extend your hams, and rest upon your stirrups, and make him form the times or motions of his stop, in falcading his haunches three or four times.

After



After stopping your horse, make him give three or four curvets.

The opposite term of stop, is parting.

In former times, the stop of a horse was called parade.

Half a stop, is a stop not finished, but a pefade; so that the horse, after falcading three or four times upon the haunches resumes and continues his gallop, without making pefades or corvets.

**STOPPAGE OF URINE IN DOGS**, a distemper which sometimes befalls them when their reins have been over-heated, which causes in them extream pain, and often endangers their lives, if a present remedy be not applied, by reason of an inflammation which is caused in the bladder, in which a gangrene will ensue; which will then render the distemper incurable.

For the cure; boil a handful of marshmallows, as much of the leaves of archangel, fennel-roots, and bramble, whole together, in some white-wine, till one third is consumed, and give it to the dog to drink.

**STOTE**; a kind of stinking ferret.

**STRAIGHT**; to part or go straight, or right out, is to go upon a tread, traced in a straight line.

**STRAIN**, } a misfortune that befalls a  
**SPRAIN**, } horse when his sinews are stretched beyond their due tone, by reason of some slip or wrench, by which means their springiness or elasticity is so far destroyed, that they cannot recover their proper tone for some time.

These accidents are very common, and affect various parts; some of which are easily cured, and others require a very considerable time and care. We shall consider the several parts that are most liable to these accidents, and lay down the most proper methods of treating them.

When the shoulder of a horse is strained, he does not put out the leg like the other; but to ease himself, sets the sound foot firmly on the ground to save the other. When trotted in hand, he forms a kind of circle with his lame leg, instead of putting it forward; and when he stands in the stable that leg is advanced before the other.

The first thing is to bleed him, and then bathe the shoulder thrice a day with hot verjuice or vinegar, with a piece of soap dissolved in it. But if there be no swelling nor inflammation, though the lameness still continues, let him rest two or three days, and then bathe the part well with the following liniment; or oppodeldoc: Take of *Jamaica* pepper, four ounces; of winter's bark, carraway-seeds, bay and juniper berries, bruised, of each two ounces; of rosemary, marjoram, and lavender flowers, of each one ounce; of rectified spirits of wine, three pints: let them digest in a gentle heat ten days, strain out the tincture, and add to it *Venice* soap, a pound and an half; of camphor, three ounces; *Barbadoes* tar, four ounces; of oil of turpentine, six ounces; and of oil of amber, two ounces: let these digest in the tincture till the whole becomes a liniment.

This is an excellent medicine, and will do wonders in strains, provided the creature have proper rest, and a proper bandage be added; for these will prove of the utmost service, and often do more towards a cure, than the most powerful medicines.

When the shoulder is considerably swelled, it should be fomented with woollen cloths, wrung out of hot verjuice and spirit of wine, which will prove of great use, and remarkably facilitate the cure.

**Strains of the Knees and Pasterns.** This disease frequently happens from kicks or blows; accidents that should carefully be avoided. If the part affected be greatly swelled, apply the poultice above recommended; and when the swelling is assuaged, bathe the limb with the medicines mentioned in the foregoing article.

The *French* farriers strongly recommend the following poultice for old strains; and I know from experience that it is a very effectual medicine, and has performed cures when all others have failed: Take of common tar one pound; stir them together over a fire till they incorporate, taking great care that the fire do not catch the spirits: then add two ounces of bole armoniac finely powdered, and a sufficient quantity of oatmeal, to bring it to

the consistence of a poultice, together with lard enough to prevent it's growing dry : let this be applied to the part affected spread on cloth, and renewed twice a day.

Strains in the Hock. Let the parts be well soaked in cooling and repelling medicines ; but if the ligaments are hurt, and the injury attended with weakness and pain, foment them with the cloths wrung out of hot vinegar, or the decoction above-mentioned, with the addition of crude sal armoniac, and an handful of wood-ashes boiled in it. If a hardness should remain on the outside, it should be removed by repeated blisterings, for which purpose the following ointment should be used : Take of nerve and marsh-mallow ointment, of each two ounces ; of quicksilver one ounce, well rubbed with *Venice* turpentine ; of *Spanish* flies powdered, a drachm and an half ; and of oil of origanum, two drachms ; make the whole into an ointment, and apply it pretty thick to the part affected, after the hair has been cut as close as possible.

For other Strains : Take of hog's-lard, nerve-oil, bole armoniac, and Castile-soap, of each half a pound : boil them well together, keeping them stirring till the composition is cold, and keep it in a pipkin for use ; and when you have occasion, anoint the part afflicted with this ointment, warm, rubbing it well in.

For a strain newly done ; take white-wine vinegar, bole armoniac, the whites of eggs, and bean flour, beat all these into a salve, and lay it on the sore very hot.

For a strain or grief proceeding from heat ; beat the whites of six eggs with a pint of white-wine vinegar ; oil of roses and myrtles, of each an ounce ; bole armoniac four ounces, as much dragon's-blood, and as much of bean or wheat-flour (the first is the best) as will thicken them ; make it into a salve, and having spread it upon hurds, lay it upon the part affected, but do not renew the application till the first is grown dry.

For a new sinew-strain ; take bole-armo- niac in powder one ounce, of common soap four ounces, the whites of four new-laid eggs, half a gill of brandy, a gill of white-

wine vinegar, and a quarter of a pint of new wort, and half a gill of oil of turpen- tine ; incorporate these very well together with your hands, and rub and chafe the thinnest of it upon the part aggrieved, a hot fire-shovel being held before it ; then daub it all over with the thickest in the nature of a charge, sticking upon it flax or hurds, and bind it up with a linen cloth, and if you see occasion you may renew the charge.

The back sinews are commonly strained, and the misfortune easily discovered by a swelling, which sometimes extends from the backside of the knee down to the heel ; and at the same time, the horse sets that leg before the other.

The most effectual method of removing this complaint, is, to bathe the tendon three or four times a day with hot vinegar ; and if the part be considerably swelled, to apply a restringent poultice, made with bran or oatmeal, boiled in vinegar, strong beer, or red wine lees and a sufficient quantity of lard added to prevent its growing thick. When the swelling is removed, bathe with the oppodeldoc above mentioned, or with a composition composed of camphorated spi- rits of wine, and oil of amber ; observing to roll a proper bandage round the part. Some apply to the part affected, curriers shavings wet with vinegar ; and others a composition of tar and spirits of wine : both these have been found of great use. But an injury of this kind must not be expected to be removed immediately, rest is absolutely necessary ; and it would be of great service, if the creature were turned to grass, as soon as the swelling is removed, and the other medicines have had a proper time to operate ; or,

Put an ounce of *Venice* turpentine into three spoonfuls of brandy, or spirits of wine, stir them well together, and rub the strained part well with it, having first warmed it over a chafing dish of coals ; repeat this once a day, for three or four days successively. If you cannot get *Venice* turpentine, oil of turpentine will do as well.

If the horse's sinews are so strained, that the limb or member is rendered useless, take



take cantharides, euphorbium, mercury, and double the quantity of oil of bays to all the rest, reduce the hard drugs to a powder, and pound them together with the oil to a salve, and apply it to the part aggrieved; and though it makes it sore, it will give strength and straightness to the sinews.

The sore may be healed with the ointment of populeon, fresh butter, or deer's-grease, warm.

#### *A Strain in the Coffin.*

If a strain in the coffin joint is not discovered in time, the part will grow so stiff that the horse will touch the ground only with his toe; nor can the joint be moved by the hand. The only method that can in this case be pursued with any hopes of success, is repeated blistering, and then firing the part superficially; or,

Take hog's-lard, Castile-soap, and bole-armoniac powdered, and also nerve oil, of each equal quantities, boil them together, and keep them stirring whilst they are on the fire; then put the mixture in a gallipot for use, and when you use it, rub it in well with your hand, and then pass a hot iron over it: repeat this once a day till the horse is well.

A Charge for the same. Take black pitch, Burgundy pitch, and common turpentine, of each four ounces, melt them together, and when they are well mixed, lay the charge or salve, round the joint, as hot as the horse can well bear it, cover it immediately with cloths, and when that comes off, lay on another charge if there be occasion.

STRANGLE IN HORSES, is not, as some suppose, a quinsy, but an inflammation in a horse's throat, proceeding from some choleric or bloody fluxion, which comes out of the branches of the throat veins into those parts, and there breeds some hot inflammation, excited by a hard cold winter, or by cold caught after hard riding or labour.

It is a hard swelling between the horse's chops, upon the roots of his tongue, and about his throat, which swelling, if not pre-

vented, will stop his wind-pipe, and so strangle or choak him.

The symptoms attending this disorder are great heat and feverishness, a painful cough, with great inclination to drink without being able. Some horses lose their appetite entirely, and others eat but very little, occasioned by the pain resulting from the motion of the jaws in chewing and swallowing.

This disease, though very troublesome, is dangerous only when the swelling turns upward against the wind pipe and gullet, when the horse is liable to suffocation, unless it breaks soon; or when the horse runs at the nose, a sure sign that the disease is of a malignant nature, and has affected other parts.

The strangles is not, properly speaking, a disease of itself, but a crisis of others; an effort of nature, which has thrown the offending humours on those parts. It therefore follows, that we must by all means promote a suppuration. This is to assist nature in her efforts to throw off the load of offending matter, which clogs and disturbs the animal machine. The swellings therefore should be kept constantly moist with an ointment of marsh mallows, and the neck and head covered with a warm hood. The following poultice will also be of great use in promoting a suppuration, and therefore a very proper application in this disease: Take of the leaves of marsh-mallows, ten handfuls; of the roots of white lily, half a pound; of linseed and fenugreek seeds bruised, of each four ounces: boil them in two quarts of water till the whole becomes of a pulpy consistence; take it off the fire, and add to it two ounces of the ointment of marsh-mallows, and a sufficient quantity of hog's-lard to prevent its growing stiff and dry.

This poultice should be applied hot twice a day, and will greatly facilitate the maturity of the swelling; for the matter will be formed in five or six days, and open itself a passage through the skin. If the opening formed by nature be capacious enough to admit a free discharge of the morbid matter, there will be no necessity to enlarge it; but if not, you must not fail to do it with a knife or lancet.

When the swelling is broke, and the orifice of a proper size to discharge the matter, dress it with the following ointment spread on tow; but apply over the dressing the above poultice, in order to promote the digestion, and remove the remains of hardness occasioned by the inflammation: Take of rosin and *Burgundy* pitch, of each a pound and an half; of honey and common turpentine, of each eight ounces; of yellow wax, four ounces; of hog's lard, one pound; and of verdigrease finely powdered, one ounce: melt the ingredients together, but do not put in the verdigrease till the vessel is removed from the fire, and then the ointment must be continued stirring till cold, otherwise the verdigrease will fall to the bottom.

Sometimes the fever and inflammation are at a considerable height at the beginning of the strangles; in this case it will be necessary to take away a moderate quantity of blood, and to dilute the remainder with plenty of water-gruel, or warm water, mashes and the like.

If the running at the nose, which, as already observed, sometimes attends the strangles, should continue after the swellings are broke, there will be danger of weakening the horse. An ounce of Jesuit bark therefore, or a strong decoction of guaiacum shavings, should be given him for some time every day, which will have a very good effect in stopping these glandular discharges, and drying up ulcers of all kinds in horses.

When the horse has recovered his strength it will be necessary to purge him; and if any hardness should remain after the wound is healed, it may be dispersed by the mercurial ointment.

But if it should happen to break inwardly, then perfume his head twice or thrice a day, by burning frankincense or mastich under his nose, or else by putting a hot coal upon wet hay, the smoak of which let him receive up his nostrils; or with a red hot iron thrust a hole through the skin on both sides the weafon, and after it has begun to matter, mix butter, tanner's water, and salt to-

gether, and anoint the sore with it every day till it is whole; bleeding in the mouth is also very good for this distemper.

STRANGURY, } IN HORSES, a  
STRANGULLION, } distemper to which they are incident, which may be known by the horse's having an inclination to stale often, and yet voiding only a few drops.

This may happen to a horse divers ways; sometimes by hard riding, or much labour, sometimes by hot meats and drinks, and sometimes by an ulceration of the bladder, &c.

The first application necessary, is to bleed largely, and after the operation, give the following drink, and repeat it two or three times every two hours: Take of *Venice* turpentine, well rubbed with the yolk of an egg, one ounce; of nitre, or salt prunella six drachms; of sweet oil, half a pint; and a pint of white wine.

The horse should have plenty of marsh-mallow decoction, with an ounce of nitre, the same quantity of gum arabic, and two ounces of honey dissolved in every quart of it; for it must be remembered, that the more a horse drinks of this emollient decoction, especially when improved with nitre, gum arabic, and honey, the sooner he will recover; as it will greatly tend to remove the cause of the disease, and consequently to terminate its effects.

Some bathe the horse's loins with warm water, and then tempering bread and bayberries with butter, give him two or three balls of it for three days successively. Or,

You may use powder of flint-stone calcined, mixed with an ounce of the powder of parsley seed, and as much of that of ivyberries, and boil them a little in a pint of claret, and give the horse, and it will do. Or,

A quart of new milk, and a quarter of a pound of sugar, brew them well together, and give it to the horse to drink in the morning fasting, and keep him warm. Or boil a good quantity of hog's-fennel in the water you give him to drink, and it will cure him.

STRAPS OF A SADDLE; are small leather straps,



straps, nailed to the bows of the saddle, with which the girths are made fast to the saddle.

**STRIKE A NAIL**; is to drive it through the horse's shoe, and the horn or hoof of his foot; and to rivet it for holding on the shoe.

**STRINGS OR LINES**, devices wherewith to take birds both great and small, and even water-fowl; they are made of long small cords, knotted here and there, and containing in length as many fathom as the places or haunts where you are to lay them require: these are of great use for the taking of all sorts of large wild-fowl, as also for plovers of both kinds.

When you are to use these strings, they must be limed with the strongest bird-lime; when coming to their haunts, if it be before the evening flight, it must be before sun-set: if for the morning flight, at least two hours before day, and having a bundle of small sticks, about two feet long, sharpened at both ends, and with a little fork at the upper end, let them be pricked a little slantwise, so that they may be within a foot and a half of the ground; then shall these lime-twigs be drawn and laid upon the forks, some rows higher than others, and higher in one place than another, like water waves, till every row be filled, and the haunt covered all over; then fasten the end with a slipping loop, in such manner that upon any violent strain the whole string may loosen, and lap about any thing that touches it, and by this invention great numbers of fowl, especially plovers, may be taken, by reason of the great flocks they come in, and they are generally taken at their coming upon the ground, whose nature it is to sweep close, and so falling amongst the strings are taken.

There is no need you should be constantly at watch, for being entangled they cannot loosen themselves; when you have done your sport, lay them up for another time, only you must new daub them with fresh bird-lime; you may make use of these strings and lines for the taking water fowl, and then use the best and strongest bird-lime you can get, these strings being laid over the

rivers, ponds, or plashe of water, where you design to take any, which must be in such places where their haunts are, and let the said strings almost touch the water, and be as thick laid as before directed for land fowl; and this caution must be carefully observed, not to use such strings in moon-shiny nights, for the shadow of the light will certainly create a jealousy in the fowl, and so spoil your sport. See **SPRINGS**.

**STRING-HALT IN HORSES**, an imperfection which is a sudden twitching or snatching up his hinder-leg, much higher than the other; to this the best mettled horses are, for the most part, more subject than others.

It seizes them after a sudden taking of cold, after hard riding, or fore labour; especially by washing him while he is hot, which chills his blood, and so benumbs his sinews that it will sometimes take away the sense and feeling of a limb.

For the cure; take up the under vein upon the thigh, and underneath the same there lies a string, which you must cut away, and then anoint him with butter and salt, and he will go well.

Some use a particular ointment for this purpose prepared as follows:

Take oil of worms, nerve oil, oil of petroleum, of spike, of piece or patch grease, of each two ounces, of *London* treacle four ounces, of hog's grease two pounds, set all on the fire, and when they are melted take them off, and keep stirring it till it is cold, and with this anoint the part affected every day, and bind him with a soft thumb band of hay, from the pastern to the top of the hoof; repeat this for ten days together, rubbing and chafing in the ointment very well for a long time, holding a red hot fire-shovel against it.

Then keep the parts warm, litter the horse well, and make the thumb-bands less and shorter every day, till you perceive the horse to stand on both legs alike, and be recovering: but he must not yet be ridden, so as to sweat much, for a month after: and as soon as warm weather comes on, put him to grass in some dry pasture, where he may not want water,

water, but let him be taken out again before cold weather comes, and while he is in the stable let him be kept warm, and so he will be free from the string-halt.

STUB; a splinter of fresh cut under-wood, that gets into the horse's foot when he runs, and piercing the sole through the quick, becomes more or less dangerous, according as it sinks more or less into the foot.

STUD; a place where stallions and mares are kept to propagate their kind, or else the word signifies the stallions and breeding mares themselves; it is absolutely necessary there should be a stud, if you would have a multiplication of the horse kind; the goodness of horses depends partly on the goodness of the stud, and their good feeding when they are but young: fine stallions, and fine breeding mares, generally produce fine and good colts, which will always continue so, if they are well and carefully fed.

Under this head it is not proposed to speak of any other sort of breed of horses, but such as are designed for labour and draught, and therefore without mentioning those of a great price, and such as are designed for the use of persons of the first rank; we say that a stallion for this end ought to have a good coat, be well marked, vigorous, and very courageous: care must be had that he have none of the distempers upon him that are hereditary, for the foals will certainly be subject to the same: he ought to be of a docile nature, and he ought not to be made use of for covering of the mares before he is six years old, for if he is too young he will deceive them.

A good coat is as essential to the mares as to the stallions, they should be well made, and as near as possible of the same mein and stature as the stallion; they should have sprightly eyes, and be well marked: they ought not to be covered till they are three years old, and then may continue to breed till ten; they should have but one foal in two years, that they may have time to nourish and breed them up.

About a month or two before the stallion is turned to the mares, he ought to be fed

with good hay and good oats, or wheat-straw; and he must not be put to any manner of labour, only be walked backwards and forwards, from time to time, for two hours every day; you must never give him above twenty mares to cover, unless you would destroy him outright, or make him broken winded; and he will continue to propagate his kind from the age of six, to sixteen years.

The month of *May* is the usual time wherein mares are to be covered, to the end that they may foal in *April*, for they go eleven months, and as many days over as they are years old; and the reason why this month is pitched upon, is, because when they foal, the following year there will be plenty of grass for them, and consequently they will have milk enough to nourish their young.

It need not be wondered at, that in a stud methodically managed, the mares fail not to produce foals, so much as those which are brought to the stallion, without using these precautions which are necessary for such an action; for how many persons are there, who as soon as the mares come from their labour, take and lead them to be covered, by which means they are very often disappointed: if you would have your mare keep, you must suffer her to run for about eight days in good pasture, and then let the stallion cover her once or twice the same day, if he be inclined so to do; and after she is covered let her be conducted to her pasture, and there continue her for four days, after which you may work her, but with much moderation at the first.

It is a thing worthy to be observed, and what the countrymen ought positively to know, whether the stallion he would have to leap his mare, is fed with dry meat in the stable, or on grass in the fields; if he is at grass, and the mares are fed with dry meat, or if he is fed in the stable, and that the mares are at grass, the mares will run a great hazard of casting their foals, or not conceiving at all, which they will seldom do, if used to the same manner of feeding with the stallion.

Before



Before you suffer your mare to be covered, hold her in your hand, and for a short time in the sight of the horse, so as she may also look upon him; this will animate her very much, and cause the stallion to cover her with the more vigour, and be a means to make her keep the better; to bring about this generation work, you ought not to have your mare covered but when she is ripe for it; and in order to which give her a peck of hemp-seed for eight days successively, morning and evening, and in case she will not eat them alone, mix them with her bran and oats, or else keep her fasting, that so hunger may bring her to eat them without any mixture.

A mare must never be carried to be covered, whilst she gives suck to her colt; and that she may last so much the longer, she must not foal, as has been observed, above once in two years; but for as much as these rules are unobserved by many, and that they will obstinately have their mares covered almost as soon as they have foaled, they ought not to do it till eight days are past, and even then they ought to use all manner of means that she may have an inclination thereto.

Some persons in treating of this subject, have observed, that in order to have male colts, you need do no more than to let your mares be covered between the first day of the new moon, and the full, and that they cannot fail in their expectations herein, provided the mare has a good appetite to be covered; but M. *Chomel* makes very slight of this notion, and gives no manner of credit to it.

When your mares have been covered, you must set down the day, to the end you may avoid the inconveniences that may happen when they come to foal, for they often kill their foal, either out of inadvertency, or the difficulty they undergo in foaling, and therefore when the day comes wherein they are to foal, you should narrowly watch them, and see whether they want any help to bring forth, either by stopping their nostrils, or otherwise, making use of your hands to facilitate their foaling.

The mare sometimes foals a dead foal, in which she runs a great hazard of her life, without present remedy; and therefore to help her in this condition, you must bruise some polypody in a pint of warm water, and make her swallow it; and if this will not do, there must be a sort of midwifry practised, and the foal pulled from her, not only upon this occasion, when no part of it is come out, but even when the feet appear,

When the mares have foaled, they must needs have suffered much, and thereby must be much abated, and if they are not quite gone, you must endeavour to keep them, by giving them presently a small mash of three pints of warm water, wherein you must steep some meal, and into which you must throw a small handful of salt, and this you are to continue three days, morning and evening, and then turn them into good pasture.

The same author exclaims much against those, who in two or three days after the mare has foaled, put her to work, as if she was then in a condition to bear any fatigue; let them urge what pressing reasons they please, he accounts them murderers of both mare and foal; of the mare by putting her strength to such a trial, and of the foal, who finding not a sufficient quantity of milk for his nourishment, comes on but very slowly; and therefore those who would have their mares to be always in a good condition, after foaling, and have the foal grow up to their entire satisfaction, must make use of a quite contrary method; or else they should never have their mares covered, unless they allow them a month's rest at least after their foaling.

As to the time of weaning foals, or colts, authors differ in their opinions: some hold that it ought to be done in the beginning of winter, when the cold weather begins to come on, and about *Martinmas*; others maintain, that they should be suffered to suck all the winter, and that they will be the better for it. Those who are the best skilled in studs, embrace the latter opinion without any hesitation, who say, that to

wean

wean the foals so soon, is the way to make them unserviceable till they are six or seven years old; whereas if you suffer them to continue longer with their dams, it will harden their mouths, and consequently innure them the sooner to live upon dry food, than when they are too tender; a right management of them in this respect, will make them fit for service at three or four years old. There are those who hold it proper to let the foals suck till they are a year or two old, but this is an abuse, for you are not only thereby deprived of the fruit of their mares, but this practice will also make the colts very heavy and sluggish.

As to the method of managing the colts after they are weaned from their dams, as before directed, you are to put them into a stable, which should be kept clean, and where the manger and rack is low; you must not let them want litter, and, contrary to the method practised in reference to horses, they must not be tied, and let them be touched as little as may be, for fear of hurting them.

Let them neither want good hay, nor bran, which will provoke them to drink, and consequently make them belly, and let them have oats also as usual. It may be justly affirmed, that all those persons who say that oats ought not to be given to colts, for fear it should make them blind, are egregiously mistaken; and should they happen to fall under this inconvenience, when they are fed therewith, the misfortune does not proceed from this food, but from the over-hardness of the oats which they would chew; and not being able to do it without some difficulty, they so far extend the fibres which pass from the teeth to their eyes, that coming at last to break, the sight must necessarily be damaged thereby; and for the truth of this, you need only grind the oats a little, and give it them, and you will find they will be in a good condition, and have as good eyes as any in the world.

What has been here advanced, will appear almost extraordinary to some persons of the like sentiments with those we have met with in the world, who when they have

weaned their colts, content themselves to keep them day and night at grass, thinking this sort of nourishment will be sufficient to make them grow finely, and be fit for service in due time; but they very much impose upon themselves, as they would do upon others; for fatal experience has shewed them, though they have not owned their mistakes, that these colts will never be so strong for draught, or otherwise, and will not do as good service as those that have been fed with corn.

It is true, that when colts feed upon grass, their teeth are usually set on edge, and for that reason they eat their oats with difficulty, but this is no reason they should be deprived of it: you need do no more than to grind them as aforesaid, and to let them have the oats so at the usual hour: again, this work will be of no longer duration than until their mouths are hardened, which will not be above four months, when, by degrees, they may be used to eat the oats whole.

Let such persons who have hitherto been guilty of these mistakes amend them, as being quite contrary to the good of their colts; it is true, grass is good for them all the summer long, but you must not omit to give them corn; and when winter comes, they must be kept warm in the stable, and observe the directions aforesaid.

As to the manner of bringing up colts to work, you are in the first place to consider, that so much cannot be expected from a young colt, as from a horse that has been used to labour: the first is naturally apt to refuse you that which he does not know, you require of him; whereas the other complies, because he understands your meaning: some with as little understanding as the colts themselves which they manage, use them very roughly to bring them to obey them; but others with more prudence, teach them gently what they would have them learn; and it is this mild way that will do to bring them to.

The first time of harnessing them, keep them in, for fear if they should get loose, they might use some effort to drag away.  
the



the load, which must be heavy; for should the same be too light, you may have reason to be apprehensive, lest they should draw with too much precipitation; having thus harnessed him three or four times, he will begin to come too.

In the next place make the colt draw a small load but a little way, and never let go the halter, and thus taming him a little one day, more the next, and so on, you may manage him so, that he shall be entirely accustomed to the work.

A good servant, who is dextrous at his business, whether it be at ploughing or cart, after he has made his colts feel his whip several times, will afterwards fright them more with his voice, than with blows, and will be careful never to overburthen them, and make them draw beyond their strength, especially at the first, for it spoils them at once; whereas by giving them breath, they will go on well, and perform regularly the work they are put to; that is, such works or draughts as are proportionable to the age and strength of the colts.

Lastly, it will be necessary in the breeding of your horses, to consider the commodiousness of the place, and the pastures where your horses, &c. are to run; for those that breed them in a place unfit for it, lose their money and their pains, and never will have good horses: the ground must not be too rank of grass, nor too bare, but a firm and sweet soil, situate in a clear and wholesome air, where there are hills and running waters, with quick-fets and spreading trees to shelter them from the wind, rain, and sun; nor must they be continued always in the same pastures, but often removed into a fresh, observing still to put them into the shortest feedings in summer, and the richest in winter; at which time of the year they must have a hovel, or hay-rick, or some convenient place to shelter them from the weather.

Further directions in relation to a stud for other strains: the place appointed for this purpose must by all means be disposed with hills and vallies, that the colts or fillies may be the better used to the

diversities of ground and feed: also an especial regard ought to be had to the health of all breeding mares; for some distempers are hereditary, and the offspring from such will necessarily receive it, as well as the imperfections of either sire or dam, in their colour, shape, or merit.

There is nothing destroys or injures a race of any kind, so much as the want of due care in providing the principles from which the offspring should come.

When a stallion is to be chosen, all men of understanding in horse-flesh recommend beauty of limbs, good courage, and the age to be about five years for the horse, and the same perfections in a mare; but she may be a year younger than the horse.

Some depend much upon colours: as for example, those that are black, they say are of a hot and fiery temper and disposition: those of a sorrel colour are more wanton and disposed to venery: the chestnut and brown bay, are reckoned to have strength and spirit: the white are always reckoned tender, and as much subject to venery as the sorrel, and for this reason it has frequently been observed, that in coupling of horses with mares of these colours, the mares have slipped or failed in their productions.

As to greys, it has been observed that those which tend the most to black, are stronger than the brighter greys.

There are besides these, other colours in horses, as the roan, which seems to be the offspring of the bay and white, or the bay and grey.

The sorrel and white, seem to be the authors of the dun and cream colour; and as for those horses which are called flea-bitten, or strawberry, they probably proceed from a coupling between a bright grey and a bay, and perhaps have suffered much in their younger time by ticks, especially if they have been neglected upon the forest, among woods, or have not been taken up till they were three years old.

There are also some horses mottled or red, (commonly called pye-bald) either black and white in spots, or chestnut and white.

How this accident happens, is one of the most curious questions among philosophers, and a certain ingenious naturalist hath attempted to resolve this nice question; but as from one case in nature nothing can be determined, he therefore has recourse to other subjects, which seem to him to be nearer allied, and instances in the several cases following:

A variegated or striped plant, he takes to be something like the pying or spotting of a horse, or any other cattle, and that it may (as some imagine) very probably proceed from the like cause; for the white in the leaves of the plants seems to be caused by the same law in nature, which causes the white in the hairs of beasts, or the white in the feathers of fowls.

The question then is, whether the white in the hairs of beasts, or feathers of fowls, is not a sign of weakness, as the colour certainly is, when it appears in the leaves of plants?

If it be so, then all horses or cows, that happen to be of a white colour, would be weak in their joints, or be somewhat dis-tempered from some indisposition in the bodies of their progenitors. But this is not yet determined.

It is therefore necessary to be careful in examining into the descent of a horse and mare, from which you design to have a breed.

One thing (which he thinks) might come near towards a solution of this question, would be, to enquire into those families where black men have coupled with white women, or white men coupled with black women, in order to know if the father was black, whether the child was of that colour, or whether the child was black, if the mother was of that colour.

And moreover, whether the cross strain will not produce sometimes white, and sometimes black children; or sometimes those of a tawny colour, or mulattoes; as also it would be requisite to know whether black children in two or three generations, do not produce children of a tawny or olive colour; or whether the offspring of the

blacks with the whites, instead of wools do not bring long black hairs on their heads, or perhaps white hairs, and a tawny complexion.

He imagines that the people of *Barbary*, and of all the coasts of *Africa*, lying opposite to *Europe*, are of the olive colour, from the coupling between the *Moors* and *Europeans*, while they were endeavouring to make their progress into *Europe*, but in *Spain* especially; for there are found upon all the *African* side of the *Mediterranean*, a people of the mulatto complexion, some of them with very black beards and hair, and others very white, as most people about *London* observed instances of in the ambassadors and their retinue, in the year 1728.

One remarkable subject relating to the case is, that some years since a person was brought over from the *West-Indies*, who was py'd in his skin white and black, and it is supposed that this man was the offspring of parents who were of different colours, the one white and the other black.

But to take a little further notice of the various colours in animals, such as the mottlings and spottings of all creatures in their hair, feathers, &c, they seem to be occasioned by cross couplings. For (says this author) I know a gentleman near *Farnham* in *Surry*, who has had a breed of white kine for many years, without any cross colour mixing with them, and these to this day produce calves of the same colour.

And another gentleman has a breed of white fowls for about forty years, that has not once shewn the least discoloured feather.

He informs us likewise, that himself had a breed of white pheasants, which, till they came to be mixed with pheasants of the common colour, always produced poults of a white feather; and as soon as they brought young ones from the cross couplings, the breed was altered, and the feathers of the young fowls did partake of the common colour, as well as of the white; *i. e.* they were generally mottled or py'd, unless now and then all white, according



according (as he supposes) the white pheasant cock had been the impregnator of an egg, which he supposes he got at with some difficulty; for the common pheasant cock was master of the pheasant pen, and used commonly to drive the other from the pen.

Again, those who breed *Canary* birds know very well, that when they began with a white cock and hen, they will not have birds of any other colour, unless they couple those with others of the common colour.

In like manner in warrens first stocked, either with all white or all black rabbits, the breed will be accordingly either all white or all black, unless they come to a cross coupling.

So also pigeons which are of a white feather, will produce a breed of the same colour constantly, unless they couple with pigeons of other colours, and then they will produce a mottled race, or such as are of a mixed colour.

The same author tells us, that a gentleman of great curiosity and candor, assured him, that for more than eighty years, there had not been any other than white horses belonging to his family, except such as were bought in from other breeds.

That the originals of his race were a white horse, and a white mare; which, at the time of their coming into his stud, were accounted great beauties.

And that a gentleman, a neighbour to the foregoing, had his stud furnished, many years before, with horses and mares of a black colour, and that keeping his breed constantly without mixture of any other colour, the offspring are all black like the sire and dam.

The same author instances in the variegated or striped jessamin among plants, that if the white is on the edge of the leaf, that colour and disposition will never be lost in any that are raised from it, but every one will be like the original plant.

Again, that if the common jessamin happens to be stained with yellow on the leaves, or py'd or spotted with that colour, (which is what the gardeners call a blotch

or blotch) all the descendants of that plant will be the same.

He likewise informs us, that a certain curious gentleman stocked a pond with tench, partly from a running water, and partly from a fenny water, and in some course of time he had a mottled breed, between the black and the gold colour; the river tench being generally of a bright and golden colour, and those of the lakes are of a darker colour, and tending to black.

An author of good credit, treating of the mixture of breeds in cattle, and especially in horses, advises, with a good deal of reason, to take care of the good qualities of the horse and the mare.

He says, that an ill bred horse may beget a colt that may have a fair colour and shape, appearing beautiful; he may also be strong and vigorous, but of a vicious disposition, which may render him incapable of ever being brought to rule, without half destroying him.

Sometimes the fault of a colour is corrected by a sort of dying or staining, which art some of our jockeys have got, especially upon greys, whites, and duns; and some noblemen having employed some country people to buy them horses of a certain standard in body, colour, and mark, to match with their sets, did in a few months, when the horses had shed their coats, find greys and other colours instead of blacks.

It is true, that we cannot say that the dying the hair of horses will do the horses themselves any harm (for that they have been healthful and strong, long after they received their original colours) any more than that chymical water used by persons to change the natural colour of the hair from red to black (which is frequently practised), does injure their heads.

As to the choice of a stallion, a person of great skill says, that the dapple bay, the bright bay, and the dapple grey, are to be preferred; but does allow that a horse of a pure black, provided he has a white star, and a white foot; but in the judg-

ment of others, he should be all of one colour.

We find in many cases, that a horse of a bright bay colour, with a black mane and tail, are good as well as beautiful, and these have commonly the tips of their ears, and the extreme parts of their legs, black: it is also common for a dapple grey to have a white mane and tail, with the former mentioned extremes white, such as the tips of the ears, and the extreme parts of the legs: but for other coloured horses, except the dun, we seldom find their manes and tail of a colour different from that of the body: but in a dun horse the long hair in the mane and tail, is commonly black, and for the most part there is a black list down the back, which is not a little remarkable, as it is not observed in any other creature except the ass or mule, that I know of.

In a horse indeed it is only a plain strait list, but in the ass there is always a cross stroke of black over the shoulders, so that if the skin was to be opened and spread, the black would exactly represent the figure of a cross, as it is represented in painting or carving for a crucifix.

Some pretend to tell us, as to the cross upon an ass's skin, that asses were not thus marked before the Christian æra, and that none are now without the sign; but upon what good authority they assert this, I know not.

Some are of the opinion that the black list down the back, is a token of strength, because the ass that is marked with it is accounted the strongest creature in the world among animals, according to his size.

And for this reason asses are used for carrying heavy burdens, and drawing heavy loads.

If this list then is a mark of strength in an ass, we may well suppose it is no less so in a horse; and likewise we may judge it is also a sign of strength in mules, and as they are produced by couplings between the horse and the ass, we may well suppose that this list, generally speaking, comes from the ass.

In the choice of a stallion, great regard

should be had to his age, which some say should not be under five, nor above fourteen or fifteen years, when he covers a mare; for during that time a horse is in full strength, and it is therefore reasonable to conclude, that colts got by him in his prime, will likewise share of his vigour.

Indeed it is no unusual thing in several parts of *England*, to let a horse cover a mare at two or three years old, but such couplings seldom succeed well: for in the first place they are apt to fail or miscarry, if either the horse or mare is so very young, and sometimes the mare is entirely spoiled for breeding; or if she does happen to bring a colt or filly from such a coupling, it will never be either of large stature, or of great strength.

Nor should horses be put to cover mares till they are six years old, lest the colts got by them should be liable to the same imperfections as those that are got by too young horses.

Mares indeed will breed till thirty-five years of age.

An horse that is kept for a stallion, will be fit to cover mares the longer, the less service of that sort he is put to.

A certain gentleman affirmed; that a stallion of an extraordinary sort, which his family had kept above thirty years to serve only about four or five of his own mares, was then in as good plight as ever, while other stallions about him, which had been let out to any body that wanted him, were incapable of this service at twenty years with certainty, and that if the leap was certain, the colts surely failed in their eyes.

STUMBLING IN A HORSE, comes either naturally or accidentally, and is known by the sight and feeling, by reason that the fore-legs are somewhat strait, so that he is not able to use his legs with that freedom and nimbleness he should. The way to cure him is, to cut him the cords; that is, to make a slit upon the top of his nose, and with your coronet raise up the great sinews; then cut them asunder, and heal them up again with some good salve, whereby he may have the use of his legs so perfectly, that he will



will seldom or never trip more. Such as comes accidentally, is either by splint or wind-gall, or by being foundered, pricked, stubbed, gravelled, sinew-strained, hurt in the shoulder, or withers, or by carelessly setting him up when hot, which makes him go very stiff, which stiffness causes stumbling.

**SUBBUTEO**, [in Ornithology] the yellow legged falcon, with the head brown, and the shoulders and belly white. *See the Article FALCON.*

**SUMMED** [in Falconry] is a term used of a hawk when she has her feathers, and is fit to be taken from the eyrie or mew.

**SUMPTER-HORSE**; a horse that carries provisions and necessaries for a journey.

**SUPPLE**, to supple a horse in the mane, is to make him bend his neck, shoulders and sides, and to render all the parts of his body more pliable.

**SURBATING IN DOGS**, a malady with which they are often affected, being furbated in their feet, by running long in hot weather upon hard, dry, uneven ways, among rocky and sharp gravels.

For preventing this, their feet are to be frequently examined, and if their feet are become sore, they should be washed with beer and fresh butter luke-warm, and then a sort of salve made of young nettles chopped small, and pounded into an ointment, should be bound to the soles of their feet.

Also foot finely powdered, and incorporated with the yolks of eggs, and applied to their feet, is also very good, or the juice of mouse-ear is also very good for the like use.

**SURBATING IN HORSES**, an imperfection.

An horse is said to be furbated, when his sole is worn, bruised, or spoiled, by travelling without shoes, or being badly shod; sometimes it comes by a horse being travelled too young, before his feet are hardened, which often causes foundering; sometimes it is caused by the hardness of the ground, or the horse's lifting up his feet high; and those horses that are flat hoofed, have their coffins so tender and weak, that

they cannot avoid being subject to this disorder.

The signs of this imperfection are, that the horse will halt on both his fore-legs, and go stiffly and creeping, as though he were half foundered.

As for the cure: take a couple of new-laid eggs, pick the horse's fore-feet well, and break the eggs raw into his soles, then stop them with ox or cow dung, and he will be well by the next morning.

Or, melt sugar-candy with an hot iron, between the shoe and the foot, and when it is hardened, take nettles and bay-salt stamped, and lay to his soles.

Or, you may first pare his feet to cool them, and stop them with bran and hog's-grease boiled together, very hot, covering the coffin round with the same; or else stop them every night with cow-dung and vinegar, melted together.

Or, first pare the hoof, then open the heels wide, then take a good quantity of blood from the horse's toes, and having tacked on a shoe something hollow, then roll a little fine cotton-wool, or bombast, in frankincense, melt it into the foot, between the toe and the shoe, with a hot iron, till you have filled up the orifice, out of which the blood was taken, then melt half a pound of hog's-grease, and mix it with wheat-bran, making it as thick as a poultice, and stop up his foot with it, as hot as he can endure it, and then cover it with a piece of an old shoe, and splint it, causing the horse to stand still for three or four days, and if you see occasion, renew it till the cure is perfected.

**SURFEIT IN A HORSE**. A surfeit is nothing more than the effect of some disease ill cured; and therefore what is called a surfeit in horses, is very different from the disease of the same name in the human body; the latter being the beginning of a disease, and the former the relics or remains of it.

When a horse has a surfeit his coat will stare, look of a rusty colour, and even dirty, though the greatest pains have been taken to keep him clean. His skin will be covered with scales and dander, appearing like meal  
among

among the hair: and when cleaned off will be followed by a continual succession of the same matter, occasioned from the common perspiration being obstructed. Some horses will be covered with a kind of dry scab; others with a moist scab, attended with heat and inflammation, and the humour so very sharp, and causing so violent an itching, that the creature is incessantly rubbing himself, and by that means makes himself raw in several parts of his body. Some horses have neither scales, dander, or scabs; but look dull, sluggish, and lazy; some are hide bound; and others afflicted with flying pains, and a temporary lameness. In short, the symptoms are various, and almost as numerous as those of the scurvy itself.

As the symptoms are various, so are also the causes: some are surfeited by high feeding, and a want of proper exercise; by which a bad digestion is produced, and ill humours generated. Some are surfeited by unwholesome food; some by hard riding; some by drinking cold water when they are hot; and others by bad or improper physic.

The first operation in curing surfeits is bleeding, when three or four pints should be taken away; after which the following purge should be given:

Take of succotrine aloes, one ounce; of gum guaicum in powder, half an ounce; of powder of myrrh, and diaphoretic antimony, of each two drachms: make the whole into a ball, with a sufficient quantity of syrup of buckthorn, and liquorice powder.

One of these balls may be given once a week for some time; and in the intervals an ounce of the following powder in his morning and evening feeds:

Take of cinnabar of antimony in fine powder, half a pound; of crude antimony and gum guaicum finely powdered, of each four ounces; mix the whole well together, and put an ounce of it into his feed as before directed.

If the horse be of small value, instead of the above powder, common antimony and sulphur may be given in his feeds, and will have a very good effect.

Sometimes common purges are sufficient to perform a cure, especially if the scabs are rubbed with the following ointment:

Take of quicksilver, half an ounce; and rub it in a mortar, with half an ounce of turpentine, till the quicksilver entirely disappears, adding by degrees one pound of hog's-lard, and continuing the rubbing till the whole is incorporated.

But if the horse be of value, I would advise the practitioner to pursue the first method; though it will be often necessary, even then, to have recourse to the above ointment, which will cause the scabs to peel off, and cleanse his skin. But care must be taken to keep the horse dry when it is used; give him only warm water while the ointment is applied, which should be about once in three days; and when the horse is entirely free from scabs, a dose or two of physic should be given him.

When the scabs are moist, and a sharp humour flows from them, it is properly a running scurvy; and the disease must be cured like the former, by bleeding and purging, and then using external medicines of a repelling quality, particularly vitriolic and aluminous waters. But I would have every practitioner, into whose hands this useful work may fall, to be upon their guard against such dangerous methods of practice; and after bleeding, as already directed, to give the following purge:

Take of lenitive electuary, and of Glauber's salts, of each four ounces; of fresh jalap in powder, one drachm: make the whole into a ball, with a sufficient quantity of syrup of marsh-mallows, liquorice powder, and forty drops of oil of amber, and give it the horse in a morning fasting, after his body has been well opened with scalded bran.

When you have given the horse three or four of the above balls, mix two ounces of liquorice powder, to make it into a ball; and nitre, with a sufficient quantity of honey, and give him one every morning for a fortnight; which in all probability will entirely finish the cure:

Or, take diapente made with the roots of aristo-



aristolochia of both sorts, fine myrrh, bay-berries, shavings of ivory or hart's-horn, and the roots of gentian, of each two ounces, dry them gently, powder them finely, and keep them in a glass bottle in a dry place.

Take of this three quarters of an ounce, and give it the horse in a quart of strong beer, and add to it half an ounce of *London* treacle, and four ounces of fresh butter; let it be milk warm.

SWAIN-MOTE } a court that sits about  
SWANI-MOTE } matters of the forest, held thrice a year before the verderors as judges, and as requisite in a forest, as a court of pie-powder in a fair.

SWAN; a known royal fowl, concerning which there is a law, that whoever steals their eggs out of the nest, shall suffer imprisonment for a year and a day, and be fined according to the king's pleasure.

Where they build their nests they must be left undisturbed.

These birds are very useful for keeping ponds and rivers clear of weeds, upon which, and grass, they only feed, and not upon fish, as some imagine; and are neither chargeable nor troublesome to keep, if they have but room enough.

They commonly lay seven or eight eggs, but seldom take pains to hatch them all, four or five being their usual number.

The hen sits brooding about six weeks, and if during that time oats be set once a day in a trough near her (in case she has not plenty of weeds just at hand) it will prevent her leaving of her eggs; as also if you set up some boughs, or other shelter, to screen her from the heat of the sun.

SWAYING OF THE BACK IN HORSES, an injury that may be received several ways,

1. By some great strain, slip, or heavy burthen.

2. By turning him too hastily round, &c.

The pain usually lies in the lower part of the back, below his short ribs, and directly between his fillets.

The malady may be perceived by the reeling and rolling of the horse's hinder parts in his going, he being then ready to fall to the

ground by his swaying backwards and side-long; and when he is down, he cannot rise but with great difficulty.

The cure: take two ounces of the fat of the fruit of the pine-tree, of *Olibanum* four, of rosin and pitch as many, one of bole-armoniack, and half an ounce of dragon's-blood, which must all be well incorporated together, and laid plaister-wise all over the reins of his back, where you are to let it remain till it falls off.

Another good remedy for these infirmities, is to administer some strengthening things inwardly; as common turpentine made into balls, with the powder of bole-armoniack, and that of the dried leaves of clary; and to apply outwardly, all over the reins of his back, a charge of *oxicroceum* and *Paracelsus* melted together, or colewort in fallad oil made thick, a poultice with the powder of bole-armoniack, and bean-flour:

Or, take two pounds of blood from the veins, then chafe his back with a warm hand, and apply two scarifying cupping-glasses, one on each side, where the pain seems chiefly to lie, or where the extravasated blood is lodged.

Then put the horse into a frame and hang him up, or by some other way inclose him in grates, that he may not be able to move his body; and thus let him be kept for five or six weeks; then mix equal quantities of spirit of wine, and oil of turpentine together, by shaking it in a viol till it looks white like milk upon his back, rubbing it in. In the next place apply the red honey charge, adding to it half an ounce of galls at every application; applying a fresh charge every time, without taking away the former:

Or, instead of the honey charge, you may use the ointment of *Montpelier* for two or three days, and then proceed to fomentations; but if the horse voids blood still at the mouth and nose, give him of sal polycrestum, and juniper-berries, of each an ounce, pounded to powder, in a pint of red wine every day, for eight days successively; and for the last four days give him an anodyne glyster, after his fundament has been first raked:

Or,

Or, if none of the former methods succeed, make two or three incisions with a large iron slice, and separate the skin from the flesh on the reins, about the breadth of half a foot on each side the back bone, till you come to the hip bone.

Stop the holes with slices of hog's-lard, about the thickness of half a crown, so as to hinder the skin from sticking to the flesh.

Then rub the separated skin with an ointment made with equal parts of populeon, and ointment of marsh-mallows, and cover all the part with a lamb-skin, the woolly side inwards, laying a saddle-cloth over that.

Then hang the horse in such a posture that he cannot stir, and give him a glyster of sal polycrestum every night, and a pint of wine every day for eight days, and after forty-eight days you may uncover the sore, and if you find it to be much swelled, it is in a fine way towards a cure.

Then take out the lard, and press out the reddish matter, and put in a piece of fresh lard, chafing all the part with the ointment above-mentioned, then cover the sore as before, dressing it after the same manner for twelve days, once every forty-eight hours: and instead of the lard, dress it with the duke's ointment every day, till the sore is healed.

You may take away the lamb-skin twenty-two days after the beginning of the cure, and ten days after you may allow the horse to stir a little.

Instead of separating the skin, you may give him the fire (which is an easier remedy) piercing the skin with a red-hot iron, and making holes at the distance of an inch one from another, all over the same; then apply a good plaister, and two sheets of paper over it: hang the horse up for a month, and when the scales are fallen off, dress the sores with the duke's ointment, and proceed as before.

To SWEEP [in Falconry] is used of a hawk who wipes her beak after feeding, and therefore they say she sweeps.

SWELLED LEGS IN A HORSE, an infirmity he is sometimes subject to, by hard riding or much labour, when he is too fat, or

carelessly put to grass, or set up in the stable too hot, whereby he takes cold, which causes the blood, grease, and humours, to fall down into his legs, and to make them swell.

Sometimes it comes by long standing in the stable, when the planks where his forefeet stand, are higher than where his hinder legs are; which uneasy posture makes the blood settle in the hinder legs, whereby they are unhappily brought to swell.

There are several prescriptions for the cure of this malady.

Some use nerve oil, black oil, soap, and boar's-grease melted, and anoint the place therewith; or else bathe his legs with butter and beer, or with butter and vinegar melted together.

Some bathe them in water in which sage, mallows, and rose-cakes have been boiled, putting in butter and salad oil; or boiling rosin, frankincense, and fresh grease, of each a like quantity, then strain it, and use it once a day, as there is occasion.

You may also wash the horse's legs in cold fountain water, or the horse may be left every day to stand up to the knees in running water, till the swelling is assuaged.

Others bathe the horse's legs with sheep's-foot-oil, train-oil, or urine and salt-petre mingled together, and wetting hay-ropes in the same liquor, roll them from the pastern to the knee; but care must be taken not to bind them too hard.

Others boil primroses, violet-leaves, and strawberry-leaves, of each a handful, in new milk, adding nerve-oil, petroleum, and populeon, of each an ounce, and anoint the horse with this for four or five days successively.

Others boil pitch, virgin's-wax, rosin, galbanum, myrrh, zedoary, bdellium, Arabian storax, and the juice of hyssop, and when it is cold, they add bole-armoniac and costus finely powdered, these being well incorporated with the other ingredients, they boil them all over again, and when they use it, they spread it on a plaister, and wrap it about the swelling, letting it remain there till it drops off of itself.

But



But when a horse's legs are much swelled, because of the scratches, boil a handful of bay-salt, a quarter of a pound of soap, with a good quantity of foot, and a good handful of mistletoe chopped, in a quart of urine or more, and with this bathe his leg, very warm, twice or thrice a day, and wetting a cloth with it, wrap it close about his legs, and it will assuage the swelling. See REMOLADE.

**SWELLED PIZZLE IN HORSES**, is a kind of hardness which proceeds from the parts being bruised by riding, and is cured in the following manner:

Take holly-hock, house-leek, and a little plantane, stamped together with fresh butter, and anoint his pizzle with it twice a day, and if the pizzle be fore, you must cast him, and wash his sheath and pizzle very well with white-wine vinegar; and if there be any cankers, or holes in the yard, then you must put some burnt allum to the vinegar, and wash it very well; and he will mend without fail in three times dressing.

**SWELLED VEINS**; that which the French call *varice*, is a crooked vein, swelling with corrupt blood in the temples, belly, or legs of a horse.

The cure: open the skin of the horse, and burn it with a hot iron, then rub and chafe it well for ten days with milk and oil, and if the disease is not removed, let him bleed, and this will effect the cure.

*A Poullice to dissolve a Swelling in Horses.*

Take garden orrice-roots, and white lily-roots, of each an ounce; marsh-mallows, pellitory, penny-royal, origanum, calamint, and rue, of each a handful; camomile, mellilot, and elder-flowers, of each half a handful; green anniseeds, common fennel, and cummin-seeds, of each half an ounce; boil all these together to a mash, in water and white-wine vinegar, then pound them in a stone mortar to an even smooth mass, adding to them of the meal of lupines, and of beans, of each an ounce and a half, oil of camomile an ounce and a half, oil of orrice the same quantity;

mix them well in the mortar, and then heat them again, and apply this to the part affected, in greater or lesser quantity, according to the heat of the part.

This is a medicine extraordinary useful in all tumours, and is the more necessary, since tumours or swellings are so frequent in horses, by reason of hurts and bruises they are so often liable to, which if not timely taken care of, and that judiciously, do degenerate into incurable fistula's, and cancerous ulcers; for it is allowed by all surgeons, that the safest way to cure all swellings (to which they give the name of tumours) except such as are malignant, is by dissolving them, if possible, which is the most successful, and which ought to be used as soon, and as much as possible; but if that cannot be done, then you ought to endeavour to ripen them as soon as possibly can be.

*Another for mollifying, softening, ripening, and bringing to suppuration, a Swelling.*

Take the roots of marsh-mallows, and those of white lilies, of each a quarter of a pound; the leaves of groundsel, common mallows, brank-ursin, and violet-plants, of each a handful; the flour of linseed and fenugreek-seeds, oil of lilies, and goose fat, of each three ounces; wash the roots and slice them, then boil them in water, and after some time put in the leaves, and boil all till the whole mass becomes perfectly tender and soft: then strain out the decoction, and pound the substance that remains in a stone mortar, with a wooden pestle, till it comes to be a pulp; when put both the decoction and pulp into a skillet, mixing with them the flour or meal of fena-seed, and fenugreek-seed, oil of lilies and goose-fat; boil all together over a moderate fire, stirring the ingredients from time to time, till the mass is become of a sufficient consistence.

This is a very useful medicine, because dangerous consequences do frequently happen to swellings, or tumours, in horses, that will not be discussed, that is, not go

away of themselves, or that such a poultice has been wanting to bring them to a speedy suppuration.

For if a swelling or tumour that cannot be dissolved, should remain too long before it be brought to a suppuration or ripening, it generally putrefies and turns to a fistulous ulcer, which, very rarely, admits of a cure. See TUMOURS.

SWINE PIPE; a bird of the thrush kind.

**T**AIL; the train of a beast, fowl, fish, &c.

TAIL OF A HORSE, should be firm, the dock or stump of it should be big, stiff, and placed pretty high; those which have it set too low have seldom good reins; on the other hand, some of them have it set too high, which make their buttocks appear pointed and unseemly.

A great many affirm, that the dock of a horse's tail serves to point out his sixth or seventh year, pleading that at that time the black speck, or eye of a bean, begins to disappear, and the cavity to be filled, the dock of the hair becomes longer, by reason that the vigour of the young years begins to abate, and nature has not strength enough to nourish and keep up the joints or knots that form the dock, so that when the horse is six years old, one of these joints slackens and begins to fall down, and a year after another descends in like manner.

But this relaxation or down-falling, happens sooner to some than others, according as they have been well or ill kept, with reference to feeding, housing, and working. Accordingly we find the marks of a horse's age, taken from the tail, are so erroneous, that we see a great many jockies maintain, that the first joint descends when he is nine, and the second when he is ten years old.

TAPASSANT [Hunting term] used of a hare when she is lurking or squatting.

To TAPPY [with Hunters] to lie hid as a deer may do.

TEAL; a delicate fowl for the table;

but those that buy them ought to be very careful in chusing them; to know them, observe if the birds feel thick and hard upon the belly, if so they are fat; but if thin upon the belly, lean; if they are dry footed, they have been long killed; but if limber footed, new killed.

TEDDER, } a rope wherewith the leg  
TETHER, } of a horse is tied, that he may graze within a certain compass.

TEETH; are little bones in a horse's jaws, which serve not only to facilitate the nourishment, but likewise to distinguish the age of horses.

A horse has forty teeth, including the tusks; which are distinguished as follows:

Twenty-four of them are called grinders, which are placed at the bottom of the mouth, beyond the bars, twelve on each side of the channel, viz. six above, and six on each side.

These teeth continue, and do not fail to give place to new teeth in their room, so that they are of no use in distinguishing a horse's age.

However, they are subject to wolves teeth.

With reference to the other sixteen, twelve of them are called in their infancy, milk or foal teeth, and the remaining four go by the name of tusks.

The twelve foal teeth are short, small, and white teeth, seated on the fore part of the mouth, six above, and six below.

These change and cast, to give place to others; which in process of time, become long, large, and yellowish.

These new teeth are distinguished by the different names given them, according to their putting forth, and it is the manner of their coming forth, that gives us to know the first years of a horse.

Now of these twelve, four are called nippers, four are called middling teeth, and four go by the name of corner teeth.

The four nippers are seated on the fore part of the mouth, two above, and two below.

When a horse has put forth these, we conclude that he goes from two and a half, to three years.



The middling teeth are placed near the nippers, or gatherers, one above, and one below, on each side of the jaws.

They come out and appear between three and a half, and four years.

The corner teeth are placed yet more forward in the mouth, one above, and one below, on each side of the jaws.

These begin to shoot between the fourth and the fifth year, and are got above the gum at five years.

When surmounted the gum at that age, they become hollow, and mark commonly till seven or eight years.

By marking we mean, that in the hollow or cavity of the corner teeth, a little black speck is formed; which from it's resemblance, we call the bud or eye of a bean.

But when the horse passes six, the cavity begins to fill, and the black mark disappears by degrees; yet this diminution of the cavity and the mark, continues from six, till seven and a half.

At eight years the cavity is filled up, and the black mark gone, and in regard that the tooth is then full, even as if it had been shaved, we then say that the horse has razed; which happens a little before the eighth year, and after that the horse does not mark; so that the surest knowledge of his age is then took from his tusshes.

The tusshes are placed beyond the corner teeth upon the bars, two on each side of the jaws, *i. e.* one above, and one below, without being preceded by any foal teeth.

The two under tusshes cut sometimes at three years, sometimes at three and a half, sometimes at four; but the two upper tusshes appear sometimes at four, sometimes at four and a half; sometimes before, and sometimes after the corner teeth, without any certain rule; and till the age of six they are chamfered within.

About ten years of age the two upper tusshes appear much worn, which serves for that age.

After that they grow out in length, and become bare of flesh, because the gum shrinks and retires; and at last, about the fifteenth or sixteenth year, the horse shells.

A horse is not capable of any great fatigue till his tusshes have cut the skin.

Most of the *Dutch* horses are very sick when their tusshes come forth; mares have them but seldom, and when they have them they are but very small. See SHELL-TOOTHED and COUNTER-MARKED.

TEGG [Hunting term] a doe in the second year of her age.

TEIGNES IN HORSES, a distemper in the foot, when the frush moulders away in pieces, and it goes the length of the quick, for then the itching pain is so great, that it will often make the horse halt.

TENCH; a delicious fresh water fish, that has but small scales, yet very large and smooth fins; he has a red circle about the eyes, and a little barb hanging at each corner of the mouth.

This fish delights more among weeds in ponds, than in clear rivers, and covets to feed in very foul water, yet his flesh is nourishing and pleasant.

His slime is said to be of a very healing quality to wounded fish, and upon that account has obtained the title of the fishes physician; nay the devouring pike is said to be so sensible of his virtue, that he will not hurt a tench, though he will seize upon any fish of his size that comes in his way; and when the pike is sick or hurt, he applies to the tench, and finds cure or relief, by rubbing himself against his body.

TENCH FISHING; the proper time of angling for the tench, is early and late, both morning and evening, in the months of *June*, *July*, and *August*, or all night in the still parts of rivers.

This fish is observed to be a great lover of large red worms, and will bite most eagerly at them, if you have first dipped them in tar; he also delights in all sorts of pastes, made up with strong scented oils, or with tar, or paste made with brown bread and honey; he will also bite at a cad worm, lob-worm, flag-worm, green gentle, cad bait, marsh-worm, or soft-boiled bread-grain.

*To take Tench out of a muddy Pond.*

You must provide yourself with a very  
G g g 2 good

good large casting net, well leaded, and let not the meshes, from the crown to a full yard and a half, be too small, for then, if the pond be any thing of a depth, the fish will strike away before the net comes to the ground.

The whole net ought to have a large mesh, and deep tucked.

Make the place clean from stakes and bushes, and try the net before you go upon the sport; for if it happens to hang, all your pains would prove ineffectual: therefore you must be sure, before you cast in your net, to clear and cleanse the place twice or thrice with a rake.

Then take a quarter of a peck of wheat, baking it well in an oven, putting in near three quarts of water; when it is well baked, take five pints of blood and mix the wheat and blood well together, adding to it as much bran as is sufficient to make a paste of it, and that it may the better hold together, mix it up with some clay; knead it well together, with a quart of lob-worms chopped in pieces, and wrought into a paste, as has been before directed: make it up into balls as big as a goose egg, and throw it into the pond, within the circumference of your casting net, and between times throw in some grains; when you think the fish have found out the baiting place, come in the close of the evening (having baited very early in the morning) and cast your net over the baited place, taking a long pole, with a large fork made for that purpose, and stir all about the net, for the carp or tench are stuck up above their eyes in mud, and stand exactly upon their heads; but let the net lie for half an hour, still stirring with the pole, if the place be not too deep, and after having covered the fish, you may go into the pond and take them out with your hands; but if the water be deep when you find them begin to stir, lift the crown of the net bolt upright with a long staff, that so the fish may play into the tuck of the net.

Observe, if you should draw up your net suddenly, after you have cast it in, it is a hundred to one odds whether you take one of them; but letting the net lie, the mud

will choke them, if they remove not out of it.

T E R M S for the Lodging of  
BEASTS OF CHACE. &c.

A badger <i>eartheth.</i>	A hare <i>seateth, or formeth.</i>
A boar <i>coucheth.</i>	A hart <i>harboureth.</i>
A buck <i>lodgeth.</i>	A martern <i>treeth.</i>
A coney <i>fitteth.</i>	An otter <i>watcheth.</i>
A fox <i>kennelleth.</i>	
A roe <i>beddeth.</i>	

For the Dislodging them.

A badger, <i>to dig.</i>	A hare, <i>to start.</i>
A boar, <i>to rear.</i>	A hart, <i>to unbarbour.</i>
A buck, <i>to rouze.</i>	A martern, <i>to untree.</i>
A coney, <i>to bolt.</i>	An otter, <i>to vent.</i>
A fox, <i>to unkennel.</i>	

For their noise at Rutting Time.

A badger <i>sbrieketh.</i>	A hare <i>beateth, or tappeth.</i>
A boar <i>breameth.</i>	A hart <i>belleth.</i>
A buck <i>groaneth, or troateth.</i>	An otter <i>whineth.</i>
A fox <i>barketh.</i>	A roe <i>belloweth.</i>
A goat <i>rattleth.</i>	A wolf <i>howleth.</i>

For their Copulation.

A boar <i>goeth to brim.</i>	A hart <i>goes to rut.</i>
A buck <i>goeth to rut.</i>	An otter <i>hunteth for his kind.</i>
A coney <i>goeth to buck.</i>	A roe <i>goeth to tourn.</i>
A fox <i>goeth a clicketing.</i>	A wolf <i>goes to match or make.</i>
A hare <i>goeth to buck.</i>	

Terms when they are in Company one with another.

A herd of harts, and all manner of deer.	A brace or leasb of bucks, foxes, or hares.
A bevy of roes.	
A founder of swine.	A couple of rabbets.
A rout of wolves.	A couple of coneyes.
A riches of marterns.	

For their Footing and Treading.

A boar, the <i>track.</i>	
A buck, and all fallow deer, the <i>view.</i>	
Of all deer, if on the grafs, and scarce visible, then it is called <i>foiling.</i>	
Of a fox, the <i>print</i> , and of other such vermin the <i>footing.</i>	



Of a hare diverfly; for when she is in open field, she is said to *fore*, when she winds about to deceive the hounds, she *doubles*; when she beats on the hard high way, and her footing can be perceived, she *pricketh*, and in the snow her footing is called the *trace*.

Of the hart, the *slot*.

Of an otter, the *marks*.

*Terms of a TAIL.*

A boar, the *wreath*.

A buck, the *single*.

A coney, the *scut*.

A fox, the *brush* or *drag*, and the tip at the end is called the *chape*.

A hare, the *scut*.

A hart, the *single*.

A wolf, the *stern*.

*For their ORDURE.*

Of a boar, the *lesses*.

Of a deer, *fewmets*, or *fewmishng*.

Of a fox, *billitting*, and all other such the *fuants*.

Of a hare, *crotils*, or *croting*.

Of a hart, the *fewmets*, or *fewmishng*.

Of an otter, the *spraints*.

*Terms in HUNTING, &c.*

When a hart breaks herd, and draws to the thicket, or coverts, they usually say he *takes his hold*, or *goes to harbour*.

All kind of deers fat is called *fuet*, and yet you may say this deer was a high deer of *grease*.

The fat of a boar is called *grease*. The fat of a roe only is called *heavy grease*.

Of a deer they say, *she is broken up*, of a fox and hare is *cased*.

Of fox cubs, they say *a litter*; of rabbits, *a nest*; of squirrels, *a dray*.

*Terms for the ATTIRE of DEER.*

Of a Stag, if perfect, the *bur*, the *pearls*, (the little knobs on it) the *beam*, the *gutters*, the *antler*, the *sur-antler*, *royal*, *sur-royal*, and all at the top the *croches*.

Of a Buck, the *bur*, the *beam*, the *brow-antler*, the *back-antler*, the *advancer*, *palm*, and *spellers*.

If the croches grow in form of a man's hand, it is then called a *palmed-head*, heads bearing not above three or four; three croches being placed aloft of one height, are called *crowned-heads*. Heads having doubling croches, are called *forked-heads*, because the croches are planted on the top of the beams like forks.

If you are asked what a stag bears, you are only to reckon the croches he bears, and never to express an odd number: for if he has four croches on his near horn, and five on his far, you must say *he bears ten*, a false right on his near horn (for all that a beam bears are called *rights*) If but four on the near horn and six on the far horn, you must say *he bears twelve*, a double false right on the near horn; for you must not only make the number even, but also the horns even with that distinction.

*Terms for flaying, stripping, and casing all manner of CHACES.*

Of a hart and all manner of deer, they say *they are slain*. Huntsmen usually say *take take off that deer's skin*.

Of a hare, they she is *stripped*, or *cased*; the same term is also used of a boar.

A fox, badger, and all manner of vermin, are said to be *cased*, beginning at the snout, or nose of the beast, his skin being turned over his ears down to the body, till you come to the tail.

*Proper Terms for the Noises of HOUNDS.*

When hounds are first cast off, and find some game, or chace, we say *they challenge*.

If they are too busy before they find the scent good, it is said *they babble*.

If they run it end ways, orderly making it good, and then hold in together merrily, they are said to be *in full cry*.

When spaniels open in the string (or a grey-hound in his course) they say *they lapse*.

When hounds hang behind, and beat too much upon the scent, or place, they say, *they plod*.

When they have either earthed a vermin,  
or

or brought a deer, boar, or the like, to turn head against them, they are said *to bay*.

*Different Terms for HOUNDS and GREY-HOUNDS.*

Of grey hounds two make a *brace*; of hounds a *couple*; and of grey-hounds three make a *leash*; and of hounds a *couple and a half*; they say *let slip a grey-bound*, and *cast off a bound*.

They call the string, wherein a grey-hound is led, a *leafe*: and that of a hound, a *leam*, *liam*, or *lyome*.

The grey hound hath his *collar*, and the hound his *couples*.

Of hounds they say a *kennel*, of beagles a *pack*.

Those places are called *entries* where they find a deer has lately passed into thickets, by which they guess at their largeness, and then put the hounds or beagles thereto for their view.

A *layer* is a place where any deer has reposed or harboured.

When the hounds or beagles hit the scent of their chace contrary, as to hit it up the wind, when they should hit it down, they say *they draw a mist*.

When hounds or beagles take fresh scent, hunting another chace, until they stick and hit it again, they say *they hunt change*.

When the hounds or beagles hunt it by the heel, they say *they hunt counter*.

When the chace goes off, and comes on again traversing the same ground to deceive the hounds or beagles, they say *they hunt the foil*.

When they set hounds in readines, where they expect the deer will come by, and then cast them off, when the other hounds are past by, they call that a *relay*.

When hounds or beagles have finished their chace, by the death of what they pursued, and then in requital, are fed by the hands of the huntsman, or others, it is called a *reward*.

When huntsmen go drawing in their springs at hart-hunting, and usually make dew rounds, they are called *ring-walks*.

When deer cast their horns, they are said *to mew*.

When a deer has been hard hunted, and then betakes himself to swimming, on any river, &c. they say *he takes soil*.

The first head of a fallow deer is called *the prick*.

When huntsmen endeavour to find a hart by the *slot*, and then mind his step, to know whether he is great and long, they then say they know him by his *gait*.

When deer rub and push their heads against trees, to cause the pills of their new horns to come off, they are said *to fray*.

When deer, after having been hard ran, turn head against the hounds, they are said *to bay*.

When hounds or beagles run long, without making any cry, they are said *to run mute*.

When hounds or beagles at first finding the scent of their game, presently open and cry, they are then said *to challenge*.

When hounds run at a whole herd of deer, they are said *to run riot*.

When the hounds touch the scent, and draw on till they rouze or put up the chace, they say *they draw on the slot*.

When a roe crosses and doubles, it is called *trajoining*.

When a hare, as sometimes, (though seldom) takes the ground like a coney, they then say *she goes to the vault*.

When they beat the bushes after a fox, they call it *drawing*.

When a hare runs on rotten ground, or in a frost sometimes, and then it sticks to her feet, they say *she carries*.

When a fox has young ones in her, they say *she is with cub*.

When beagles bark and cry at their prey, they say, *they yearn*.

A red male hart of a year old, is called a *spitter*.

A rein deer is a beast like a hart, but hath his head fuller of antlers. Those engines that deer are taken with, are called *wiles*.

When hounds or beagles are set in readines, expecting the chace to come by, and then cast off before the rest come in, it is called a *vauntlay*.

When they start a hare, they cry *that that, or there there*.

When



When hounds or beagles find where the chace hath been, and made a proffer to enter, but return, they call it a *blemish*.

To a deer they say *bow*.

A lesson blown on the horn to comfort the hounds, is termed a *call*.

A *reheat* is a lesson blown on the horn.

The *mort* or *death*, is blown at the death of any deer.

A hind in the first year, is called a *calf*; in the second year a *bearse*; and sometimes we say a *brocket's sister*, &c. and the third year a *hind*.

A hare is the first year called a *leveret*, the second year a *bare*, the third year a *great hare*.

The fox is the first year called a *cut*, the second a *fox*, the third year an *old fox*.

A coney is called the first year a *rabbit*, and afterwards an *old coney*.

When you see about twenty deer, of what sort soever, together, it is a *small herd*; about forty is a *middle herd*; sixty or eighty is a *great herd*, whether they be male or female.

Upon view of a hart, if he be a goodly deer, do not call him *fair*, but *great*; and so a *great hind* and a *great buck*; but a *fair* and *comely doe*.

When a deer eateth in a corn or grass field, he is said to *feed*, otherwise to *browse*; and if he stayeth to look on any thing, he is said to *stand at gaze*; when he forceth by upon force, he *trippeth*; and when he runs apace he *straineth*.

When he is hunted and leaves the herd, then he *singleth*; and when he foams at mouth, he is *embossed*; when he finelleth or venteth any thing, they say he hath this or that in the *wind*; when he holds out his neck at the full length inclining, they say *he is spent*; and being dead, say *he is done*.

When a huntsman beats a wood to find a chace, it is called *drawing of the covert*; and when he sees where any deer hath been, say *here he braketh*.

When some few hounds are set in readiness, by any place where it is supposed the chace will pass, it is termed a *vantlay*; and when they tarry untill the rest of the

hounds come in, it is called an *alloy*; but if they hold till the kennel be past, it is called a *relay*.

When a hart entrencheth a river or pool, which is termed the *soil*, say *she descendeth*; when you see him ready to enter water, say *he proffereth*; and if he doth it the second time, then say *he re-proffereth*; and after he hath once descended, and you see where he hath trod, the water filling his footsteps, then say *here the hart defoulet*; and the spot or view that is found of such a deer on the other side of the water, is to be termed as a *deer defoulant the soil*.

The hart, buck, and boar, oftentimes take soil without being forced; and all other beasts are only said to *take water*, except the otter, and he is said to *beat the stream*.

When they cast about a grove or wood with the blood hound, they *make a ring*; when they find where the deer hath passed, and plash any bough downwards for a mark, then they say *they blemish*, or *makes blemishes*.

When they hang up any paper, clout, or mark, it is called *sewelling*, or *setting of sewels*.

When a hound meets a chace and goes away with it far before the rest, they say *she foreloyneth*.

When a hound hunts backwards the same way the chace is come, then they say *he hunts counter*; and if he hunts any other chace, but what he first undertook, then he is said to *hunt change*.

When any deer, or other chace, useth subtilties to deceive the hounds, then he is said to *cross*, or *double*.

When a hart or stag breaks herd, and draws to the covert, they say *he goes to harbour*, or *taketh his hold*, or *he covereth*; and when he cometh out again, then *he discovereth himself*.

There is a great difference between the feet of preying beasts, and those of a deer, for in those of prey, they are called *traces*; but the track or footing of a deer is called *the slot* or *view*.

There is also a difference between the *frith* and the *fell*; the *fell*s being taken for the

the vallies, green compastures, and mountains; and the *fritbs* for *springs* and *coppices*.

There is also a difference between the word *ways* and *trenches*; for by the first is meant the high and beaten ways on the outside of a forest or wood; and by the word *trench*, a very small way, not so commonly used.

There is likewise a difference between a *trench* and a *path*, which is a place where a deer has only left *slot* or *view*.

*Blemishes*, are the marks to know where a deer hath gone in or out, and they are little boughs, plashed or broken to hang downwards; for any thing that is hung up, is called a *sewel*.

#### Terms in HAWKING, &c.

*Arms*, the legs from the feet to the thigh.

*Bate*, } is a term used of a hawk, when

*Bateth*, } she flutters with her wings from the perch to the fist, endeavouring to fly away.

*Bathing*, is washing herself.

*Beak*, the upper crooked part of her bill.

*Beam. Feathers*, the long feathers in the wings.

*Beavy of Quails*, a brood of young ones.

*Bewits*, the leathers, with bells, buttoned about hawk's legs.

*Bowet*, } a young hawk that draws any

*Bowes*, } thing out of her nest, and endeavours to get on the boughs.

*Bowring*, is a hawk's drinking often, and yet desires more.

*Brayle*, a piece of leather slit to put upon her wing to tie it up.

*Brancher*, a young hawk, newly taken out of the nest, which can hop from bough to bough.

*Cage*, that on which hawks are carried, when designed for sale.

*Cancelling*, or *cancellaring*, signifies stooping.

*Carrying*, a hawk is said so to do, when she flies away with her quarry.

A *Cast of Hawks*, are two.

*Casting*, is what is given her to purge or cleanse her gorge.

*Cataract*, a disease in a hawk's eye.

*Cauterizing-irons*, are used in searing.

*Cawking-time*, treading or coupling time.

*Check*, is when she forsakes her proper game, and flies at crows, pyes, or the like, that cross her in her flight.

*Clap*, the nether part of the beak.

*Coping*, is paring.

*Coping-irons*, are those used for coping or paring her pounces or talons, when they are over-grown.

*Cowering*, is quivering or shaking, in testimony of obedience towards the old ones.

*Covey of Partridges*, a brood that always accompany together with the old ones till pairing time.

*Crabbing*, is when hawks that stand near one another, fight.

*Cray*, a disease in a hawk.

*Creance*, a small long line of small, fine, even pack thread, that is fastened to the lease of a hawk, when she is first lured.

*Crivets*, } the small black hairs about the

*Crinets*, } lears or eye lids

*Crock*, a disease in a hawk.

*Disclosed*, is when the young ones just peep through the shells.

*Dropping*, is when she muteth downwards in several drops, and not yerking it strait forward.

*To Endew*, } is when she diggeth her

*To Endue*, } meat, not only discharging her gorge of it; but also cleansing her pannel.

*Engouteth*, when the feathers have black spots.

*To Enseam*, is to purge her of her glut and gleam.

*To Enter*, a term used of a hawk, when she begins first to kill.

*Eyess*, a young hawk just taken out of the nest.

*Eyrie*, the place where they build and hatch their young.

*Feaking*, is wiping her beak after feeding.

*Filander*, a disease in a hawk.

*Flags*, the feathers next the principal feathers in her wings.

*Flying on head*, is when she misses her quarry, and betakes herself to the next check, as crows, pyes, &c.

*Formale*,



*Formale*, the female hawk.  
*Formica*, a disease in hawks.  
*Frownce*, a disease in hawks.  
*Gleam*, a term used after a hawk hath cast, and gleameth or throweth up filth from her gorge  
*Glut*, the slimy substance that lies in the pannel.  
*Gorge*, the crop or craw of a hawk, or other fowl.  
*Gurgipting*, is said of a hawk when she is stuffed up.  
*Hack*, a place where a hawk's meat is put.  
*Hac-Hawk*, that is a tackler.  
*Haggard-Hawk*, one that has preyed for herself, and is taken after *Lent*.  
*Jack*, a male hawk.  
*Jesses*, the small straps of leather that are fastened to her legs, and so to the leash, by the varvels.  
*To Imp*, is to put a feather into a hawk's wing, in the place of one that is broken.  
*Juke*, the neck from the head to the body, of any bird a hawk preys upon.  
*Intermewing*, is from the first exchange of her coat, till she turns white.  
*To Jonk*, is to sleep.  
*To Lean*, is to hold to you.  
*Lease*, } the small long leather thong fastened to the jesses, by which she is held fast on the fist, it being wrapt about the fingers.  
*Lure*, that which is cast up by Falconers, to bring a hawk down.  
*A Make-Hawk*, } an old stanch hawk  
*A Quarry-Hawk*, } made use of to enter young ones.  
*Mails*, the breast feathers of a hawk.  
*Manning* a hawk, is making her endure company.  
*To Mantle*, is to stretch out one wing after one leg, and the other after the other.  
*Mew*, the place where a hawk is set down, the time she rasseteth her feathers.  
*Mewting*, the dung of long-winged hawks.  
*Nares*, the little holes in a hawk's beak.  
*Pannel*, the pipe next her fundament, where she digesteth her meat from her body.  
*Pantas*, a disease in hawks.  
*Perch*, a place on which a hawk is set to rest.

*Pelt*, the dead body of any fowl she has killed.  
*Pendant feathers*, those behind the thighs.  
*Petty singles*, a hawk's toes.  
*Pill*, } that which a hawk leaves of her  
*Pelf*, } prey after she is relieved.  
*The pin*, a disease in hawks.  
*Plume*, the general mixture of colours and feathers, by which the constitution of a hawk is known.  
*Plumage*, the small feathers given a hawk to make her cast.  
*Pluming*, is after a hawk has seized her prey, and dismantles it of it's feathers.  
*Pounces* of a hawk, her claws.  
*Poult*, that is, killing poultry.  
*In Pride*, is to be in good flesh and heart.  
*To prune*, is to pick herself.  
*Put over*, a term used when she removes her meat from her gorge into her bowels, by traversing with her body; but chiefly, with her neck.  
*Quarry*, the fowl a hawk flies at, either dead or alive.  
*Quarry-hawk*, an old, entered, and reclaimed hawk.  
*To rake*, a term used when she flies out too far from the game.  
*Ramage*, or *soar-hawk*, is one that can fly, having preyed for herself.  
*Rangle*, is when she has gravel given her to bring her to a stomach.  
*To reclaim a hawk*, is to make her gentle and familiar.  
*Retrieve*, is when partridges having been sprung, are to be found again.  
*To rouze*, is to lift up, and shake herself.  
*To ruff*, is to hit the prey, and not to truss it.  
*Ruster-hood*, a large, wide, and easy hood, open behind, being the first that is made use of.  
*Rye*, a disease in hawks.  
*Sails*, the wings of an hawk.  
*Sear*, the yellow betwixt her beak and eyes.  
*Seeling*, is when being first taken she is blinded, with a thread run through her eyelids, so that she sees but little, or not at all, that she may the better endure the hood.  
 H h h *Seizing*,

*Seizing*, is when she gripes the prey with her talons.

*Setting down*, is when she is put into the mew.

*Slice*, is the dung of a short winged hawk.

*Sliceth*, signifies she mewteth a good distance from her.

*Slimeth*, that is, she mewteth without dropping.

*Staunch hawk*, one well entered for the game.

*Stooping*, is when she is aloft upon the wing, and descends to strike the game.

*Summed*, is when she is in all her plumes.

*Swivel*, that which keeps a hawk from twisting.

*Tassel*, a male hawk.

*Tiring*, is when you give her the leg or pinion of a pigeon, or the like, to pluck at.

*Towereth*, is when she lifts up her wings.

*Train*, the tail of a hawk.

*Train*, something alive or dead, tied to the lure, to intice her with it.

*Trussing*, is when she raises a fowl aloft, and soaring with it, at length descends with it to the ground.

*Varvels*, little silver rings at the end of *jesses*, on which the owner's name is engraven.

*Unreclaimed*, is said of a hawk while she is wild.

To *unstrike the hood*, is to draw the strings, that it may be in readiness to be pulled off.

*Unsummed*, is when her feathers are not fully grown.

*Urives*, nets to catch hawks with.

To *weather* a hawk, is to air her.

TERRA A TERRA, is a series of low leaps, which a horse makes forwards, bearing side-ways, and working upon two treads.

In this motion, a horse lifts both his fore-legs at once; and when these are upon the point of descending to the ground, the hinder legs accompany them with a short and quick cadence, always bearing and staying upon the haunches; so that the motions of the hinder-quarters are short and quick; and the horse being always well pressed and coupled, he lifts his fore-legs pretty high.

and his hinder-legs keep always low, and near the ground.

This manage is called *terra a terra*, because in this motion the horse does not lift his legs so high as in *corvets*.

TERRAIGNOL; a horse so called, is one that cleaves to the ground, that cannot be made light upon the hand, that cannot be put upon his haunches, that raises his fore-quarters with difficulty, that is charged with shoulders, and in general, one whose motions are all short, and too near the ground.

TERRAIN; is the managed ground upon which the horse marks his piste or thread; this horse observes his ground well; he keeps his ground well; he imbraces his ground well, without enlarging or narrowing more to one hand than to another.

TERRIER, a kind of mongrel greyhound, used chiefly for hunting the fox or badger; so called, because he creeps into the ground, as the ferrets do into the coney-burrows, and there nips and bites the fox and badger, either tearing them in pieces with his teeth, or else hauling and pulling them by force out of their lurking holes; or at least driving them out of their hollow harbours, to be taken by a net, or otherwise.

The Huntsmen have commonly a couple of terriers, to the end they may put in a fresh one, as occasion serves, to relieve the other.

The time proper for entering these terriers is, when they are near a year old; for if it be not done within that time, they will hardly after be brought to take the earth, and this entering and fleshing of them may be performed several ways.

1. When foxes and badgers have young cubs, take your old terriers, and enter them in the ground; and when they begin to bay, hold every one of your young terriers at a particular hole or mouth of the earth, that they may listen, and hear the old ones bay.

After you have taken the old fox or badger, so that nothing remains within but the young cubs, couple all your old terriers, and put the young ones in their stead; encourage them by crying, *to him, to him*.

And



And if they take any young cub within the ground, let them alone to do what they will with him; and do not forget to give the old terriers their reward; which is blood and livers fried with cheefe, and some of their greafe, shewing the heads and skins to encourage them.

Another way is, to take an old fox or badger, and to cut his nether jaw away, leaving the upper to shew the fury of the beast, though he can do no harm with it, or else break out all his teeth; then dig an earth in some convenient place in the ground making it wide enough, that the terriers may the better turn therein, and have room enough for two to enter.

Cover the whole with boards and turf, first putting the fox or badger in, and then your terriers, both young and old; which when they have bayed sufficiently, begin to dig with spades and mattocks, to encourage them, against such time as you are to dig over them: afterwards, take out the fox and badger, with the chumps or pincers, killing it before them; or let a greyhound kill it in their sight.

**TETTER**, otherwise called flying-worm or ring-worm, a very bad sorrhance, which runs up and down a horse's body; from whence it receives it's name; sometimes proceeding from the heat of the blood, and engenders a hot and sharp humour; and sometimes from bad and foul feeding, and is most commonly found in his rump, which runs down the joint till it runs into the tail; and if it continues there long, will turn into a canker; but yet it will now and then settle upon some fleshy part of the body, which will so trouble him with itching, and rubbing against walls and posts, that it will bring away the hair, skin and flesh; he will tear with his teeth, if he can come at it, the itching is so violent.

This distemper may be known by the falling away of the hair, and by his continual rubbing; but if it gets into the joint, between the top of his rump and the tail, then it is known by a scab, which you may feel with your finger; and if it be scraped or picked away, a thin water will come out of

it by degrees, which being left long to run, will, in time, get into his tail, and become a canker, as aforesaid.

Things generally used in the cure of this disorder, are, water found in the decayed hollow of a beech-tree, wherewith it is rubbed: the juice of the leaves and roots of stinking gladwin, one pint of plantain-water, two of beef-brine, boiled together, and clarified, is good to kill them: so are many more things; but particularly, take two drachms of precipitate, put into a small glass-vial, with fair water, much more than will cover the powder, and kept close stopped; with which wash it thrice a day, and after you have dressed the sorrhance, shake the glass, and let it stand till next dressing: but if it be in any fleshy part, you may kill it by bathing the place with the juice of southern wood, maudling, and rue, of each a like quantity, and put them into three quarts of urine, with two handfuls of bay-salt; let it boil till one quart be consumed; then take it off, and with a clout fastened to a stick, wash the sorrhance very hot, four or five mornings together.

**THIGHS OF A HORSEMAN**, the effect of the rider's thigh is one of the aids that serves to make a horse work vigorously in the manage.

As soon as the horseman closes with his thighs, you see the horse is enlivened, and alarmed, as preparing himself for doing what is demanded of him, and disposing himself for the manage.

**THROSTLE, OR THRUSH**: of this bird there are five sorts; 1. The mistle-throstle; which is much bigger and larger than any of the others; her food far different, and very few of them to be seen; and though she is exceeding beautiful, yet she sings but little, except she breeds near a place where is a quantity of mistletoe, and if it be possible in a thicket, or in some pit; for she is a very melancholy sort of bird: she makes as large a nest as the jay, and lays as big an egg, building the outside commonly with rotten heaps, and the inside with dead grass, hay, or moss, that she peels from trees: she seldom lays above five eggs, but most

commonly four; breeds but twice a year; has three young ones, never more than four; feeds all her young ones with the berries of mistletoe, and nothing else, as can be perceived; for which reason, some esteem the flesh of the thrortle as an excellent remedy against convulsions and the falling sickness. The young birds of this kind, taken about fourteen days old, are easy to be brought up, being very hardy; they are fed with bread, hemp-feed, and a little sheep's-heart between whiles. But their song is confused rambling, not lavish, and therefore they are not worth rearing, yet they will breed like pigeons, if rightly managed.

2. The northern thrortle or field-fare; which comes to us after *Michaelmas*, continues all winter, and departs the first of *March*; his food is hips and haws in hard weather; and in open weather, worms, and young grass, lying altogether upon meadow and pasture-grounds: they come in very great numbers, and also go away in flocks: their breeding-place is assigned to be near the sea-side in *Scotland*, where they are in abundance, and have young three or four times every year: they may be taken by bird-lime; and are better for the spit than the cage, being excellent meat when very fat, which is in hard weather; but in open weather their flesh is bitter, and not worth eating.

3. The wind thrortle, which comes along with the last mentioned bird, but she is much smaller, with a dark red under wing; she breeds in woods and shaws, as the song-thrortle in *Scotland* does, and has an indifferent song, far exceeding the two former: in *January*, in fine weather, the sun-shining, they will get a great many together upon a tree, and sing two or three hours, yet they are not melodious, and so not worth the pains of keeping, especially since they will not sing above three months.

4. The wood-song-thrortle, which is a very choice song-bird, for the great variety of his notes, for lavishness in his song, and for his continuing longer than any bird in song, it being at least nine months in the year. The hen builds her nest the beginning of *March*, upon the stump of an old

tree or side of the coppice by a ditch, according as she finds food, and stuff most convenient for her building, as also meat for her young. She fashions her nest round and deep, with moss, or dry grass; and when she has compleated the first part, she wonderfully, and after a most exquisite manner, daubs the inside with a sort of earth called loam; doing it so smooth and even, and all with her bill, that it is beyond the art of man to perform the like with any tools: whereas this bird commonly leaves a hole at the bottom of her nest in the middle, it is supposed to be to this end, that it may not be drowned upon any sudden violent showers, or long continuance of rain: they generally breed three times a year, if they meet with no disturbance or casualties by the way; and if the weather be fine and warm, they go very soon to nest. The first commonly is hatched in *April*, and sometimes the latter end of *March*, the second in *May*, and the third in *June*; but the first birds generally prove the stoutest and best: they may be taken from the nest at fourteen days old, but must be kept warm and neat, not letting them sit upon their dung, if it fall into their nest, but to order it so, they may dung over their nest, while they are young and small. They should be fed with raw meat, and some bread chopped and mixed together with hempseed bruised; which bread is to be wet and mingled with the meat. When they begin to be well feathered, put them into a large cage, with some dry moss in the bottom, and let them have two or three perches, that they may sit or lie at pleasure; for if not kept clean, they are subject to the cramp, and will never sing, nor delight in themselves: you may, by degrees, leave off giving the sheep's heart, for bread and hempseed will do; but be sure to let them have fresh water twice a week, that they may bathe and prune themselves.

5. The heath-thrortle, the smallest of the three sorts we have in *England*, and is known by his dark breast: in some countries they are called Mavises; for they differ in their colour, song, and way of breeding: the  
cock



cock heath-throistle hath much sweeter notes than the wood-song throistle, is neater in his plume, and so to be preferred before him. The hen builds by the heath-side, either in a furz-bush, or by a ditch-side, in the stump of an old hawthorn, and seldom haunts the woods and shaws, as the other does; her nest is very difficult to be found, which she builds with long, green ground moss, making it much deeper, and less than the former: she begins not to hatch till the middle of *April*; breeds twice a year, and is a fine, tame, neat bird, if well fed, and kept clean from dung and vermin. Her young are to be brought up in every respect after the same manner as is here ordered for the other sort:

There are several methods laid down to distinguish the cock from the hen; but to avoid needless particulars, first view his gullet, whether it be white, with black streaks on each side; then if he hath large and black spots upon his breast, and the colour of his head of a light shining brown, with black streaks under the eye, and upon the pinion of the wing; if you find these marks, you are right in your choice: but if you would not fail, bring up the whole brood, and as you will find in a short time after they feed themselves, that they all record to themselves; yet take notice, that the hen does it with short catches and jerks, and continues it not long; whereas the cock is full, and you perceive his gullet to extend much more than the others, and to sing much oftener than the hen. Having made this observation two or three times, take him out of the cage, mark him, and then put him in again.

**TICK**, an infirmity in a horse, when he presses the edge of the manger with his upper teeth, and gives a kind of belch through the throat, by which means he loses part of his oats.

**TICKLISH IN THE MANAGE**: A horse is said to be ticklish, that is, too tender upon the spur, and too sensible, that does not freely fly the spurs, but in some measure resists them, throwing himself up, when they come near and prick his skin.

**TIERCEL**, } a male hawk so called,  
**TERCE**, } because he is a third part  
less than the female in bigness and strength.

To **TIMBER** [in Falconry] is to nestle, or make a nest as birds of prey do.

**TIRING**: if this befall a horse in travelling, or a hunting-match, or the like, the best helps you can give him, is warm wine to drink, and bleed him in the mouth, and to let him lick up and swallow the same; and if there are nettles to be had where you are, rub his mouth, and sheath him well with them, and afterwards ride him gently to his resting place, and set him up warm, and before you go to bed give him half a dozen spoonfuls of *aqua vitæ*, with as much provender as he will eat; the next morning rub his legs with sheep's-foot oil, and it will cause a fresh agility in his limbs.

Some bleed the horse in the neck vein, and the next day give him a glister, with an ounce and a half of sal polychrestum, and the next day cause him to drink a pound and half of olive-oil, and keep him bridled for two hours after.

**TIRING** [in Falconry] is giving the hawk a leg or pinion of a pullet to pluck at.

**TIT**, a little horse, and some call a horse of a middle size a double tit.

**TIT-LARK**; this bird is short in his song, and no variety in it, yet some fancy him for his whisking, turning and chewing; singing most like the canary-bird of any bird whatsoever. He commonly appears the beginning of *April*, and leaves us at the beginning of *September*.

When they are taken, they are fed as the nightingale is; they must be crammed at first, for they will not feed themselves, by reason they always feed on live meat in the field; for which cause he is unacquainted with the meat we offer him: when he comes to feed of himself, he will eat what the wood-lark eats, or almost any other.

There is no taking the old ones but with a net, such as all other birds are caught with.

This bird breeds about the latter end of *April*,

*April*, or beginning of *May*, and builds her nest on the ground by some pond side, or ditch-side, or in a garden in high grass, and makes her nest of dead grass and a few small roots; commonly lays six eggs, or five at least, and has her young by the middle of *May*, which she feeds with caterpillars and flies.

These birds are very easily brought up, being hardy, and not subject to colds and cramps as other birds are, but live long if preserved with care.

TOE BEFORE, AND QUARTER BEHIND, [with Farriers] a rule which they observe in shoeing horses, or, as it is commonly expressed, *before behind*, and *behind before*.

By toe before is meant, that you may give the nails a good hold upon the toes of the fore-feet; because there the horn is very thick, which is not in the quarters of the fore-feet, for there the horn is thin, and you would hazard the pricking the horse. See QUARTER BEHIND, and OPENING A HORSE'S HEELS.

TONGUE OF A HORSE, should be small, or else it will be difficult to keep the bit from pressing it; which causing the tongue to extend over his bars, and to cover them, will render his feeling of the pressure of the bit dull, by hindering it's operation and effect upon the bars.

TONGUE-HURT, is what befalls a horse by accident, or by a bit, halter or the like.

For the cure; some boil water in leaves of wood-bine, primrose, blackberry and knot grass, with some honey, adding a little allum; with this they wash the horse's fore of his tongue two or three times a day with a clout tied to a piece of stick, the liquor being lukewarm.

Or anoint with mel rosatum; but whenever you dress either tongue or mouth, do not fail to tie the horse up to the tack for an hour after it.

Some take red honey, the marrow of powdered pork, quick lime and pepper, made into fine powder, of each a like quantity, and boil them together till they come to an ointment, and rub the part with it twice a day.

TOP-ANGLING with a worm requires a line without float or lead. The bait must be drawn up and down the stream on the top of the water. This method should only be used when the weather is fine, and the water clear; it is sometimes successful in fishing for a trout and salmon-smalts.

TORCHENESS, is a long stick with a hole at the end of it through which we run a strap of leather; the two ends of which being tied together, serve to straighten closely and tie up a horse's nose, as long as the stick is stayed upon the halter or snaffle.

This is done to keep the horse from being unruly when they go to dress him, or upon any other occasion.

TOWRUS [with Hunters] a roebuck, eager for copulation, is said to go to her towrus.

TRACE OF A HARE, is her footing in the snow, distinct from her other treadings, called doubling, soring and pricking.

TRACES, are also the treads of ravenous beasts, as wolves, wild bears, &c.

TRACT [with Huntsmen] the footing of a wild boar.

TRAIN [in Falconry] the tail or train of an hawk.

TRAIN SCENTS [with Hunters] a dead hare or cat dragged along the ground for the training of hounds.

TRAMEL, a machine for teaching a horse to amble, which is formed after the following manner:

The side ropes must be made of the best, finest, and strongest packthread, such as *Turkey* thread, and twisted by the rope-maker into a delicate strong cord, yet must not be above the bigness of a small jack line, with a noose or loop at each end, as strong as possible can be made; neither should they be twisted too hard, but gentle and with an yielding quality, which will bring the motion more easily on, and prevent the tramel from breaking.

These side-ropes must be in length thirty six inches for a horse of an ordinary stature, and either longer or shorter; according to his size, and so equal one with another, that you cannot discern any difference.

The



2. The hose which must be placed in the small of the fore-leg, and the small of the hinder-leg above the pastern-joint, must be made of fine girth-web, that is soft and pliant, and joined with double cotton.

Over the girth-web must be fastened strong tabbs of white neats-leather well tallowed, suited to an even length, and stamped with holes at equal distances, which may pass through the nooses of the side ropes, and be made longer or shorter at pleasure, with very strong buckles.

These hose are also to be made-fast about the horse's legs, with small buckles, and the hose of the girth should be four inches in length, and the long tabbs with the large buckles ten inches.

3. The back-band which is fit for no other use but to bear up the side-ropes, should, if you tramel all four legs, be made of fine girth-web, and lined with cotton; but if you tramel but one side, then a common tape will serve, taking care that it carries the side-ropes in an even line, without either rising or falling: for if it rises it shortens the side-ropes, and if it falls there is danges of its entangling.

*As to the use of the TRAMEL;* bring the horse into an even smooth path, and he being made-fast about his legs, untie the long tabbs of his near fore-leg and near hinder-leg; then put to them the side-ropes, and take care that the horse stand at that just proportion, which nature herself has form'd him in, without either straining or enlarging his limbs, and in that even and just length, stay the side-ropes by the small tape fastened up to the saddle; then with your hand on the bridle, straightening his head, put him gently forward, and (if there be occasion) let another person put him forward also, and so force him to amble up and down the road with all the gentleness that may be, suffering him to take his own time, that he may thereby come to understand his restraint, and what motion you would have him perform.

And although he should snapper or stumble, or perhaps fall now and then, yet it matters not; do you only stay his head, give

him leave to rise, and put him forwards again with all gentleness, till the horse finding his own fault, and understanding the motion, he will become perfect, and amble in your hand to your satisfaction.

For the doing this with the more ease and less amazement to the horse, it will not be amiss if you give the side-ropes the more length than ordinary at his first tramelling, both that the twitches may be less sudden, and the motion coming more gently, the horse may sooner apprehend it.

But as soon as he is arrived at any perfection in the pace, put the sides to their true length, for an inch too long is a foot too slow in the pace, and an inch too short, will cause rolling, a twitching up of the legs, and indeed, a kind of downright halting.

When the horse will thus amble in your hand perfectly with the tramel on one side, you may then change it to the other side, and make him amble in your hand as before; and thus you must do, changing from one side to another, till with this half-tramel he will run and amble in your hand without snappering or stumbling, both readily and swiftly.

Having attained to this, which may be effected in two or three hours labour, if there be any tractableness, you may put on the whole tramel, with the broad, flat back-band, tramelling both sides equally, and so run him in your hand at the utmost length of the bridle along the road several times; then pause, cherish him, and to it again: and ply him thus, till you have brought him to amble swiftly, truly, and readily, when, where, and how you please.

Then put him upon uneven and uncertain ways, as up hill and down hill, where there are clots and roughness, and where there is hollowness and false treading.

When the horse is become perfect in your hand upon all these motions, you may set a boy or groom upon his back, making him amble, while you stay his head to prevent danger, or to observe how he strikes.

Afterwards mount yourself, and with all gentleness encrease his pace more and more, till he becomes perfect; and as you did be-  
fore

fore with your hand, so do now on his back, first with the half tramel, then with the whole, changing the tramel often from the one side to the other, and also change the ground, which should be done two or three times a day.

When you have brought the horse to perfection, you may lay aside the tramel and ride him without it; but do this in a highway and not in a private smooth road, which affords but a deceitful pace, and will be left upon every small weariness; therefore pace him on the high-way three or four miles in a morning, and in case you find him forsake his gait, either through weariness, peevishness, or ignorance, always carrying the half tramel in your pocket, alight and put it on; and thus continue to exercise him, giving him ease now and then, and at last bring him home in his true pace.

**TRAMEL**, an instrument, or device, sometimes of leather, more usually of rope, fitted to a horse's legs, to regulate his motions, and form him to amble.

**TRAMELLED**, a horse is said to be trammel'd that has blazes or white marks upon the fore and hind feet on one side, as the far foot before and behind.

He is so called from resemblance of the white foot to the hoses of a half tramel.

**CROSS-TRAMELLED HORSE**, is one that has white marks on two of his feet that stand cross-wise, like St. Andrew's cross; as in the far fore-foot, and the near hind-foot; or in the near foot before, and the far foot behind.

**TRAMEL-NET**, is a long net for the taking great and small fowl with by night, in champaign countries; much like the net used for the low-bell both in shape, bigness, and meshes.

It is to be spread on the ground, so that the nether or farther end of it, plumb'd with small plummets of lead, may lie loose thereon; then bearing up the other part, by the strength of men at the foremost ends, only trail it along the ground, not suffering that end which is bore up to come near the ground by at least a yard; when this is done, at each side of the net must be car-

ried great blazing lights of fire, by which men should go to raise the birds, and as they rise under the net, so take them; after which manner you may pass over the whole corn-field, or rather champaign ground. See *LOW-BELL* and *HAND-NET*.

**TRANCHEFILE**, is the cross-chain of a bridle that runs along the bitt-mouth from one branch to the other.

**TRAVELLING-HORSE**, a horse fit for journeying, the choice of which consists chiefly in his strength; you are to observe that his joints be strong, his pasterns short and strait, without bending in his going, his hoofs tough and hollow; let his nature be temperate, neither too furious nor too dull; and being thus qualified, let him be fed with good hay in the winter, and good grass in the summer; let his provender be good dry oats, pease, beans, or bread, according to his stomach, whereof in time of rest, half a peck at a watering is sufficient, but in time of labour, as much as he can eat with an appetite.

When you travel him, let him be watered two hours before you ride; then rub, dress, and lustily feed him, after which bridle and let him stand half an hour before you back him; and on your journey let him be fed betimes for all night, that he may the sooner take his rest; and in the morning travel him moderately, till his wind be racked, and his limbs be warmed, and then proceed as your affairs require; but at night be sure to water him two miles before you come to your journey's end, then the warmer you bring him to his inn the better; neither walk nor wash him, the one begets cold, and the other foundering, in the feet or body, but set him up warm, well stopped and well rubbed, with clean litter; and give him no meat while his outward parts are hot, or moist with sweat, as the ear-roots, the flanks, the neck, or part under his chops; but being dry, rub him, and feed him according to the goodness of his appetite, which to get in him, change his food, or wash his tongue, or nostrils with vinegar, wine, salt, or warm urine: again, stop not his feet with cow dung, till he be sufficiently cold, and that



that the blood and humours which were dispersed be settled in their proper places.

Look well to his back that the saddle hurt him not, the girths that they do not gall, and his shoes that they are large, fast on, and easy: let him neither eat or drink when hot, nor presently after travel; as to the labouring of him, let it be moderate, when the weather is neither extream hot or cold, that so you may avoid extream heats, and sudden colds, and travel him not too late, that you may see him well dried and fed, before you take your own rest; neither take the saddle suddenly off his back.

He may be fed with horse bread, made of clean beans, pease and vetches, are very good, and all his meat and drink should be exceeding clean and sweet; standing water is better for him than river water, which is too piercing: he should be tied in the stable with two reins, and often rid on stony ways, in order to his better feeling his feet, and hardening his hoofs.

The best litter is a bed of wheat-straw, above his knees, though barley-straw is the softest, but a horse will covet to eat that, which is not wholesome for him; whereas wheat-straw, though it be not so soft to lie upon, yet it is wholesome for him to eat; and as for oat-straw, it is the best to lie upon.

As for the dressing part, let him be curried twice a day, and be rubbed well with the hands and with a rubber; his head should be rubbed with a wet cloth, and his cods rubbed with a dry one, to prevent his being scabby between his legs; and his foretop mane and tail should be combed with a wet mane-comb, observing where the horse's hair is thinnest, to curry the gentlest.

He should be clean and dry in the stable, no swine lying near it, nor any poultry suffered to come within it; and for the stable it should always be light, towards the south and north, yet so that the north windows in winter may be shut close at pleasure; the planchers should lie even and level, that the horse may stand at his ease, and not prove lame by too much opposing his hinder-feet; there should be no mud-wall within his reach,

for he will naturally covet to eat it, than which nothing is more unwholesome.

In feeding give him chopt wheat-straw amongst his provender, it being a great cleanser of the body, and let the hay-bottles be small, but tied very hard; for so your horse will eat with a better stomach, and make least waste; and as it will prove to be very wholesome to sprinkle water upon his hay, so fenugreek is sovereign upon his provender, the first being good for wind, and the other for worms. Let him be exercised daily, which will beget him a good appetite to his meat.

You may once a year purge him with grass or green blades of corn, called forrage, for fifteen days together; but before you purge him in any case, let him blood, and while he is purging, let him have no provender; and as a horse after travel has always more blood than any other beast whatever, it is therefore good to take blood from him, in order to prevent the yellows or other distempers which may ensue.

In case you should come late to your inn, so that the journey be great and pressing, and that the horse refuses to eat till he has drank, though he be hot, then let his drink be milk given him in the dark, lest the whiteness make him refuse it, this being both cordial and pleasant; but if you cannot get milk enough, then mix it with water luke warm; and if the horse by labour or any surfeit be brought low, lean and weak, give him to drink mare's milk for many days together, which will strengthen him very much.

When he is at rest in the winter, water him between six and seven in the morning, and four and five in the evening, but it is not good to wash him when he is hot, yet he may be washed above his knees, provided you do not wash his belly, and that you ride him afterwards, and so set him up and dress him, and the purer the water wherein he is washed is, the wholesomer it is, so that it be not extreme cold; if the horse be sick, he must have his water at four times, and not as much as he will drink at once; let him stand two or three hours every day without meat; and always observe that

rubbing much, hard and well, does preserve and keep both legs and body in strength, and he delights much therein, and it does much better than a great deal of meat.

In travelling, alight at every steep hill, both to refresh the horse, and yourself, look often to the saddle, and his shoes; and after his journey, pick and cleanse the soles of his feet, stuffing them well with ox dung, as before directed, and anoint his legs with grease, tar, and turpentine. *See* JOURNEY.

TRAVES, a kind of shackles for a horse, that is in teaching to amble or pace.

TRAVERSE, a horse is said to traverse when he cuts his tread crosswise, throwing his croup to one side, and his head to another.

TRAVE, } a place inclosed with rails

TRAVISE, } for shoeing an unruly horse.

TRAVICE, is a small inclosure or oblong quadrangle, placed before a farrier's shop, and consisting of four pillars or posts kept together by cross poles; the inclosure being designed for holding and keeping in a horse that is apt to be unruly or disorderly in time of shoeing, or of any operation.

TREAD OF A HORSE is good, if it be firm and without resting upon one side of the foot more than upon the other, or setting down the toe or heel one before the other: if he sets his heels first to the ground, then it is a sign that he is foundered in his feet, but if he sets his toes first to the ground, it shews that he has been a draught horse: therefore the whole foot should be set down equally at the same instant of time, and turned neither out nor in.

TREPINGER; is the action of a horse who beats the dust with his fore-feet in managng, without imbracing the volt; and who makes his motions and times short, and near the ground, without being put upon his haunches.

This is generally the fault of such horses as have not their shoulders supple, and at liberty, and withal have scarce any motion with them.

A horse may trepinger in going upon a strait light.

TRIDE, a word signifying short and swift.

A tride-pace, is a going of short and swift motions, though united and easy.

A horse is said to work tride upon volts, when the times he marks with his haunches are short and ready. Some apply the word only to the motion of the haunches.

TRIP, OR STUMBLE; a horse is said to trip when he makes a false step.

TRIP, [with Hunters] a herd, or company of goats.

TRIP, a short journey.

TRISTA, } is a privilege by which a  
TRISTIS, } person is freed from his attendance on the Lord of a forest, when he goes a hunting; so as not to be obliged to hold a dog, follow the chace, or stand at a place appointed.

TRIMMER-ANGLING is very useful in a meer, canal, or pond, and even in the still part of a river. This requires a round cork, six inches in diameter, with a groove on which to wind up your line, except so much of it near the hook as will allow the bait to hang about mid-water, and likewise so much of the other end as will reach to the bank, or a bush, where it is to be fastened. In this position you may leave it to take its chance, whilst you are angling elsewhere. As soon as the pike takes the bait, and runs away with it, the line unwinds itself off the trimmer, without giving him the least check. However, when you come to take up your line, give it a jerk, as in other fishing, and then your prey will be more secure. This is a good method of fishing in the night. *See* ANGLING.

To TROAT, [with Sportsmen] signifies to cry as a buck does at rutting time.

TROACHINGS, [with Hunters] the small branches on the top of a deer's head.

TROLL, a certain way of fishing for pikes with a rod, the line of which runs out in a reel. *See* fishing for PIKE.

TROT;



**TROT**; is one of the natural paces of a horse, which is two legs up in the air, and two upon the ground, at the same time cross-wise, or in the form of a *St. Andrew's Cross*.

As in the amble, the horse is to be stayed upon the hand, and pressed forward with the calves of the legs of the rider, one after the other, so, on the contrary, if the horse be walking, and you would have him trot, you must slack your bridle-hand, and press him on with both your calves, at one and the same time; which will oblige him to advance the hind leg of the side, with which he did not lead, sooner than otherwise he would do, and so move at the very same instant with the fore-leg of that side with which he begun to lead, which is the true action of the trot; that is, the hind-leg of one side and fore leg of the other, at one and the same time.

*The TROT OF A HORSE* is good if it be firm, without resting upon one side of the foot before the other, or setting down one toe or heel before the other: some horses, notwithstanding they raise, stay, and tread well, have a bad walk, and therefore you are to take notice whether he walks quickly, and also lightly on the hand, not pressing or resting too much on the bit, but always changing a point, keeping his head high, with a quick motion of his shoulders.

He walks easily when his fore and hind feet make but as it were one motion; and surely, when he treads firm and sure, and lifts up his legs indifferent high; but if he does not bend them enough, he will be cold in his walk (as they call it) and apt to strike upon the stones and clods.

**TROUSSEQUIN**, is a piece of wood, cut archwise, raised above the hinder bow of a great saddle, which serves to keep the bolsters firm.

There are some *Dutch* saddles, called *selles razes*, which have a low trouffequin.

**TROUT**, a delicious fresh water fish, which is observed to come in, and go out of season, with the stag and buck, and spawns about *October* and *November*, which

is the more admirable, because most other fish spawn in warm weather, when the sun by it's heat has cherished the earth and water, making them fit for generation. There are several sorts of this fish highly valuable; such as the forrage-trout, the armerley-trout, the bull-trout, in *Northumberland*, &c. but it is observable, that the red and yellow trouts are the best; and as to their sex, the female has the preference, having a less head and deeper body than the male: by their large back you may know that they are in season, with the like note for all other fish.

They are all the winter sick, lean, and unwholesome, and often found to be lousy: these trouts-lice are a small worm, with a big head, sticking close to the fish's sides, and sucking moisture from him that gave them being; neither is he freed from them till the spring, or beginning of summer, at which time his strength increases; then he deserts the deep still waters, and betakes himself to gravelly ground, against which he ceases not rubbing himself till he is cleansed from that lousiness: from that instant he delights to be in sharp streams, and such as are swift, where he will lie in wait for minnows and *May* flies; at the latter end of which month he is in his prime, being flattest and best.

They are usually caught with a worm, minnow, or fly, either natural or artificial. There are several sorts of worms which are baits proper for the angler; as the earth-worm, dung-worm, the maggot or gentle; but for the trout, the lob-worm and brandling are accounted the best, or squirrel-tail, having a red head streaked down the back, and a broad tail. Take notice, that with whatever sort of worms you fish, they are better for keeping, which may be in an earthen pot with moss, which must be changed once in three or four days in the summer, and in twice as long time in the winter.

*Further directions for taking a Trout.*

If you would do this with ground bait,

in the first place, you must have a neat taper rod, light before, with a tender hazle top. You may angle with a single hair of five lengths, the one tied to the other, for the bottom of the line, and a line of three haired links for the upper part; and so, if he have room enough, you may take the largest trout in the river.

He who angles with a line made of three haired links at the bottom, and more at top, may take trouts; but he who angles with a single hair, shall take five to his one; for this fish is very quick sighted, therefore the angler must keep out of sight, whether it be by day or night, and he must angle with the point of his rod down the stream.

He must begin to angle in *March*, with ground baits all day long; but if it prove clear and bright, he must take the morning and evening, or else his labour will be in vain.

He that angles with ground-bait, must fit his tackle to his rod, and begin at the upper end of the stream, carrying his line with an upright hand, feeling his plummet running on the ground some ten inches from the hook, plumbing his line according to the swiftness of the stream that he angles in; for one plummet will not serve for all streams.

For his bait, let him take the red knotted worm, which is very good where brandlings are not to be had.

The minnow (or as some call it, the penk) is a singular bait for a trout, for he will come as boldly at it, as a mastiff dog at a bear. It will be advantageous to him to use a line of three silks, and three hairs twisted for the uppermost part of the line, and two silks and two hairs twisted for the bottom, next the hook, with a fwivel nigh to the middle of his line, with an indifferent large hook.

If you fish for a trout by hand on the ground, take a lob or garden-worm, and and put your hook into it a little above the middle, and out again a little below the same; then draw your worm above the arming of your hook, making your first entrance at the tail, that the point of the hook may come out at the head.

When you fish with the minnow, chuse the whitest and middle sized, those being the best, and so place him on your hook, that he may turn round when he is drawn against the stream.

The best way of baiting with the minnow is thus: put your hook in at his mouth, and out at his gill, drawing it through about three inches; then put the hook again into his mouth, and let the point and beard come out at his tail; then tie the hook and his tail about with a fine white thread, and let the body of the minnow be almost strait upon the hook: thus done, try against the stream whether it will turn; which it cannot do too fast: for want of a minnow, a small loach, or stickle-back, will serve.

The angler must angle with the point of his rod down the stream, drawing the minnow up the stream by little and little, near the top of the water; the trout seeing the bait, will come most fiercely at it; but the angler must not then presently strike; this a true way without lead, for many times they will forsake the lead, and come to the minnow.

#### *How to angle with a Fly for a Trout.*

In the first place let the angler fit himself with a hazle of one piece or two, set conveniently together, light and pliable.

The lower part of his line, next the fly, must be of three or four haired links; but if he can attain, as aforesaid, to angle with a single hair, he will meet with more profit and pleasure.

Before he begins to angle, having the wind on his back, let him try how far he can cast his line, or at what length his fly, and let him take care that the fly fall first on the water; for if any of the line light on the water, he had better to have stood still, than to have thrown at all.

He must always cast down the stream, with the wind behind, and the sun before him; it is a great advantage to have either sun or moon before him.

*March* is the month for beginning to angle



angle with the fly; but if the weather prove windy or cloudy, there are several sorts of palmers that are good at that time: the first is the black palmer, ribbed with silver: the second a black palmer with an orange tawny body: thirdly, a palmer whose body is all black: lastly, there is a red palmer ribbed with gold, and a red hackle, mixed with orange crewel.

These flies serve all the year long, morning and evening, whether windy or cloudy weather; but if the air proves serene, he may then imitate the haw thorn fly, which is all black and very small; the smaller the better.

He may also use other flies, as the *May-fly*, &c. as his fancy leads him. See the Article *FLY*.

**TROUT-COLOURED HORSE**, is a white, speckled with spots of black, bay, or sorrel, particularly about the head and neck.

**TRUSSED**; a horse is said to be well trussed, when his thighs are large, and proportioned to the roundness of the croup.

A horse is said to be ill trussed, when his thighs are thin, and bear no proportion to the breadth of the croup.

**TRUSSING** [in Falconry] is a hawk's raising any fowl or prey aloft; soaring up, and then descending with it to the ground.

**TUEL**; the fundament of a horse.

**TUEL** [with Hunters] the fundament of any wild beast.

*The TUMBLER*; the name of this dog is derived from the *French*, *Tumbier*, which signifies to tumble; and is called *vertagus* in *Latin*, from *vertere*, to turn or tumble, and so they do; for in hunting they turn and tumble, winding their bodies about circularly, and then fiercely and violently venturing on the beast, do suddenly gripe it at the very entrance or mouth of their holes and receptacles, before they can make any recovery of self security.

This dog useth also another craft and subtilty; namely, when he runneth into a warren, or fetches a course about a coney-borough, he hunts not after them, nor does

any way afright them; he shews no spite against them, but dissembling friendship, and pretending favour, passes by with quietness and silence, marking their holes diligently, wherein he is seldom deceived.

When he comes to a place where there is a certainty of conies, he couches down close with his belly to the ground, provided always that by his skill and policy, that the wind be against him in that enterprize, and that the conies discover him not where he lurketh, by which means he gets the scent of the conies, which is carried to him by the wind and air, either going to their holes, or coming out; either passing this way, or running that way, and by his circumspection so orders his matters, that the silly coney is debarred quite from his hole (which is the haven of his hope, and harbour of his safety) and fraudulently circumvented and taken, before he can reach his hole.

Thus having caught his prey, he immediately carries it to his master, who waits for the return of his dog in some convenient lurking place.

These dogs are somewhat lesser than the hounds, being lanker, leaner, and somewhat prick-eared.

By the form and fashion of their bodies, they might be called mungrel grey hounds, if they were somewhat bigger.

But though they do not equal the greyhound in size, yet they will in the compass of one day, kill as many conies as shall be a sufficient load for a horse; for craft and subtilty are the instruments whereby they make this spoil.

#### *Tumours or hard Swellings in the Legs.*

When the tumours are hard, and of long continuance, take a pint of the horse's own urine, or that of a cow; half an ounce of flour of brimstone, and a drachm of allum, boil it away to the consumption of one half; with this chafe the tumour every morning and evening, then dip a rag into it, and wrap it about it. Or,

If there are hard tumours in the leg or thigh

thigh, either in the spring, autumn, or before *Christmas*, take five pounds of green mallow-root (at other times three pound of the dried roots) pound them to mash, boil them gently with five quarts of water in a kettle for two hours, then pour in as much hot water as was boiled away, adding a handful and a half of sage leaves, and continue to boil it an hour and a half, or two hours longer; then taking the kettle off the fire, incorporate the whole with a pound of honey, and half a pound of black soap.

Let it cool till you can bear to thrust your finger into it, and then add to it a pint of strong brandy.

Foment the swelling daily with this bath, and chafe it with a handful of the dregs of it, and walk the horse for half an hour after it.

If you perceive it tends to a suppuration, omit both, and apply basilicon.

**TUNITIAN FALCON**; is so called from *Tunis* in *Barbary*, the country where she usually makes her eyrie, is a bird of prey, not much different from the lanner, yet somewhat less, though in foot and plume much alike. She has a large round head, is more creese than the lanner, and heavier and more sluggish in her flight: however they are excellent hawks for the river, lying long upon the wing, and they will fly the field also well enough; they also naturally delight to seize upon the hare, and will strike boldly at her.

**TUNNEL-NET**; a net for taking partridges, which should not exceed fifteen feet in length, nor be less than eighteen inches in breadth, or opening for the entrance; see the annexed cut, which shews a tunnel spread; it's length is from the letter A to G, it must be made narrow towards the end A, so as to have no more than five or six inches in height.

This net must be made with a three twisted thread, that must not be too thick, die it of a green, yellow, or ruffet colour; the meshes should be an inch and a half, or two inches broad, the lower should be three, more or less, according to the bigness of the meshes. See *Plate XV*.

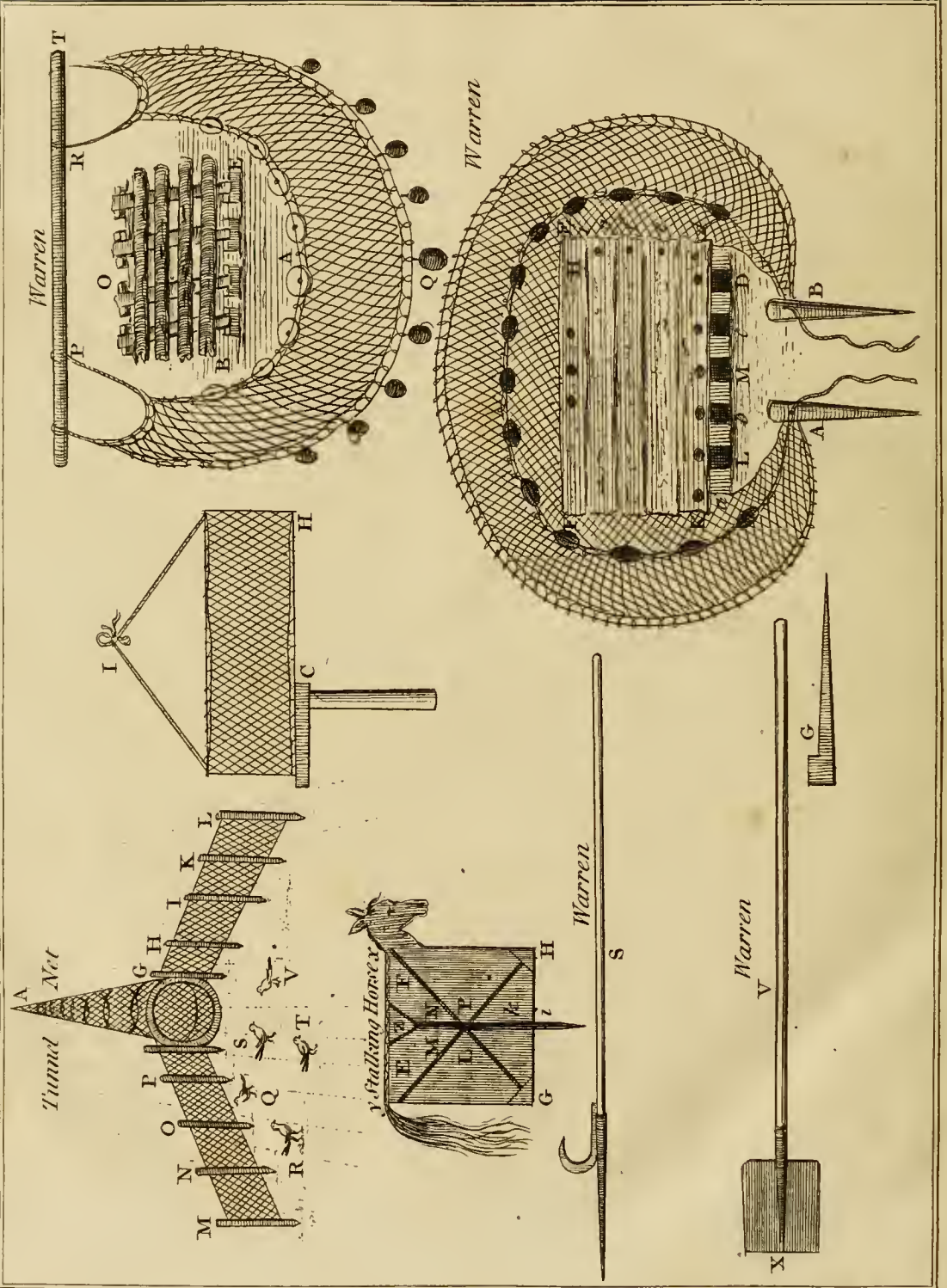
To carry on your works, instead of mesh G to proceed with, take that on the other side, at H, and continue working round, and so to the sixth or seventh row, where you are to take two meshes at once in one place only, in order to diminish the net; you are to do the same thing every fourth row, that the net may become narrow by degrees, and when it comes to the point or end, have no more than eight or ten meshes round.

When the net is finished, you must put into the hind meshes at the larger end, a pretty smooth wooden rod, about the bigness of a fuzee or musket rammer, of which you must make as it were a hoop, and tie both ends together on one another, to keep it tight; you must add other smaller ones by degrees, at the place marked with the letters F, E, D, C, B, which must be set at such distances from one another, as suits the proportion of the length of the tunnel; they choose to make use of these circles rather than any other form, because they may easily be placed in the bottom, between two ridges of corn or fallow ground: now in order to join or fasten the circles to the net, it will be proper to put them into the row of meshes round, and with that some thread to tie both ends of the hoop together, that they may always be in a good posture; you must fasten to both sides of the circle of entrance, two stakes or pegs, to keep the extended net strait enough; you must place another at A, of a foot long, at the end of the net to keep it strait and stiff enough; you must make two plain halliers to accompany the tunnel-net, whose meshes must be lozenge-wise, or four square; each hallier must be seven or eight fathoms long, and when they are made, fasten to them, at two feet distance, the pegs M, N, O, P, H, I, K, L, about the thickness of a little finger, and a foot and an half long, that so they may be set on both sides of the tunnel, when you intend to use it.

In order to apply this net for the use intended, of taking partridges, when you have found out a covey, take a compass, and so pitch the net at a good distance from them,









them, but sometimes farther, and at other times nearer, according as the ground happens to be; and then surround them with your stalking-horse, or ox, and gently drive them towards the net, not coming on them in a direct line, but by windings and turnings, and sometimes standing still, as if the horse grazed; if the partridges make a stand and look up, it is a sign they are afraid, and intend to take wing, therefore make a stand, or a little retreat, and when after a little respite you find them quiet, and that they are busy in seeking for food, which is a sign they are not afraid, you may move nearer to them, and if any single partridge lies remote from the rest, he must be fetched in by taking a circumference about him, and thus they may be driven as it were like a flock of sheep into a pen: but a live horse fitted for the sport, far exceeds the artificial stalking-horse or ox.

The wings of the tunnel must not be pitched on a direct line, but inclining to a semi-circle; when the partridges are at the mouth of the tunnel, the old ones will stand a while as if to consider, but pressing gently on, some of the young ones will venture in, and then all the rest will follow; upon which make haste to secure them from returning back, and making their escape.

It will be proper to observe here, that the letters Q, R, S, T, V, represent the partridges in the cut, and as to the stalking-horse, or ox, or cow, represented by the second figure, it ought to be made of a piece of canvas, or linen cloth, X, R, G, H, denote the four feet; they sow small pieces of the same cloth at the four corners X, Y, H, G, and in the middle above, at the places E, F, the pieces must be two inches broad and square to put into them, and to hold the two sticks O, P, that cross one another, and the top of the fork; the sticks must be long enough to keep the cloth well stretched, and are to be tied together where they cross.

The fork ought to be four feet and a half long at the least, having a sharp pointed end at I, that goes into the small bit of cloth K, the fork and the two sticks are tied in the middle at L, a piece of cloth G, Y, is

sewed to the side like a cow's head, and of the same colour with the rest of the cloth, having an eye, and two horns, if it represents an ox or cow, made of some pieces of hat, the tail is made of some small twine, thread, or any such thing; at the other end X, there should be a stick above at X and Y, to keep up the head and tail, which last should be at some distance from the body, that it may wag in moving. M and N are two holes to see the partridges through. See PARTRIDGE and STALKING-HORSE. See Plate XV.

TURKEYS. See POULTRY.

TURN; is a word commonly used by the Riding-Masters, when they direct their scholars to change hands. See CHANGE and ENTIRE.

TURNING STRAIGHT [in the Manage] an artificial motion of a horse: of these there are several sorts, but I shall here only speak of two of them, from which all turnings are derived.

1. Is when a horse keeps his hinder parts inward, and close to the post or center, and so coming about makes his circumference with his fore-parts, opposing his enemy face to face; in order to which, you must, to the ring of the hind-part of the cavesson, fix a long rein of two fathoms or more, and to the two other rings two shorter reins; then having saddled the horse, and put on his bitt, bring him to the post: put the reins of his bitt over the fore-part of the saddle, bolsters and all, and fix them at a constant straitness on the top of the pommel, so as the horse may have the feeling of the bitt and curb.

If you would have him turn to the right hand, take the short rein on the left side of the cavesson, and bringing it under the forebolster of the saddle up to the pommel, fix it at such a direction, that the horse may rather look from than to the post on the right side: this being done, some skilful groom, or attendant, should hold the right side rein of the cavesson, at the post governing the fore-part of his body, to come about at large.

After that, taking the long rein in your hand, and keeping his hinder parts inwards with

with your rod on his outside shoulder, and sometimes on his outside thigh, make him move about the post, keeping the hinder parts as a center, and making his fore parts move in a circumference.

Thus you may exercise him for some time on one hand, till he attains to some perfection, and then changing the reins of the cavesson, make him do the like to the other hand; ply him in this manner several mornings, and cherish him in his exercise according to his desert, till you have brought him to such readiness, that he will, upon the removing of the rod, couch his hinder parts in towards the post, and lapping the outward fore-leg over the inward, trot about the post most swiftly, distinctly, and in as strait a compass as you can desire, or is convenient for the motion of the horse.

From trotting he may be brought to flying and wheeling about so swiftly, that both the fore legs rising and moving together, the hinder parts may follow in one and the same instant.

When you have made him thus perfect in your hand, mount his back, appointing some skilful groom to govern the long rein, and another the short: by the motion of your hand upon the bitt, and soft rein of the cavesson, keep the horse's head from the post; and by means of the calf of your leg laid on his side, and your rod turned towards his outward thigh, to keep his hinder parts to the post; labour and exercise him till he be brought to the perfection desired.

Then take away the long rein, and only exercise him with the help of the short rein of the cavesson, and no other; afterwards take both reins of the cavesson into your hands, and exercise him from the post, making him as ready in any place where you would ride him, as at the post.

2. The other strait-flying-turn, is to keep the horse's face fixed on the post as on his enemy, and to move about only with his hinder parts, for which you are to take the same help of the long rein, and the short rein of the cavesson, and to govern them as before shewed; only you are not to give the short rein to the post-ward, as much liberty

as before, but to keep his head closer to the post, and following his hinder parts with the long rein, by means of your rod, make him bring his hinder parts round about the post; and observe, that as he did before lap one fore-foot over another, so now he must lap the hinder legs one over another.

Continue to exercise him till he be perfect, as before, then mount and labour him in like manner.

Lastly, leaving the post, and all other helps, ply him only in such open and free places, as you shall see convenient.

**TUSHES**; are the fore teeth of a horse, seated beyond the corner teeth, upon the bars, where they shoot forth on each side of the jaws, two above, and two below, about the age of three, and three and a half, and sometimes four: and no milk or foal teeth ever comes forth in the place where they grow. See **TEETH**.

**TWIST**; the inside, or flat part of a man's thigh; upon which a true horseman rests upon horse back.

**TWISTED**; is a horse reduced to the same state of impotency with a gelding, by the violent wringing or twisting of his testicles twice about, which dries them up, and deprives them of nourishment.

**VARISSE** IN HORSES, an imperfection upon the inside of the ham, a little distant from the curb, but about the same height: there is a bone somewhat high and raised; that part of the ham which is below the said bone sometimes swells by a discharge from the great vein, and is termed *varisse*; this does not make the horse halt, but spoils his sale by growing excessive large. Rest and ease (especially if the part be bathed with spirit of wine) will so bind and restrain it as not to be perceived for the time.

**VARVELS**, small silver rings about a hawk's leg's, having the owner's name engraven on them.

**To VAULT A SHOE**, is to forge it hollow, for horses that have high and round soles, to the end that the shoe, thus hollow, may not bear upon the sole that is then higher than the hoof.

But,



But, after all, this sort of shoe spoils the feet; for the sole being tenderer than the shoe, assumes the form of the shoe, and becomes every day rounder.

VAUNTLAY, [with Hunters] a setting of hounds or beagles in a readiness, where the chace is to pass, and casting them off before the rest of the kennel come in.

VENERY, the art or exercise of hunting wild beasts, which are called beasts of venery; as also beasts of forest; and they are the hart, hare, hind, boar, and wolf.

VERDEROR, an officer of a forest, &c. whose principal concern is to look after the vert or green hue, and to see that it be maintained: he is farther described to be a judicial officer of the king's forest, chosen by the king's writ in the full county-court of the shire where the forest is, and sworn before the sheriff to maintain and keep the assizes and laws of the forest, and also to review, receive, and inroll all the attachments and presentments of all manner of trespasses of the forest relating to vert and venison.

The office of a *Verderor* much resembles that of a coroner, especially in this respect; that as a coroner, upon notice of a person slain, is to go and view the dead body, and to make enquiry, by the oath of twelve men, how, and by what means the person came by his death, and who, and what, was the occasion thereof; so it is the duty of a *Verderor*, by his office, to look after and view the wild beasts of the forest; for if any of them be found slain, wounded, or hurt, upon notice given to the *Verderor*, he is to go and view the same, and to cause an inquisition to be made by a jury of twelve men out of four of the next towns, to know how, and by whom, the said beast was killed, wounded, or hurt.

Also if an oak being overt-vert within the forest, be felled or cut down out of the king's demesne woods, the same is to be appraised by view of the *Verderor*.

The office of the *Verderor* at the court of attachments, is to sit there to see the attachments of the forest as well of vert as venison, and receive the same of the foref-

ters, and others that present them there, and then to enter them into their own rolls.

VERT, in general, is every plant growing within a forest, bearing a green leaf, which may hide or cover a deer under it; but then this word plant must be understood, to mean such plants as are either trees, woods, bushes, or such like, which are of the nature either of wood or under-wood, and not of those kinds of plants which are of the nature of herbs, as thistles, and such like, which may also be comprehended within the word plant, but not in this sense.

And when after making the *charta de foresta*, some questioned, what was to be accounted vert: king *Edward I.* to make the certainty known to all men, made a law to this purpose:

“ Know ye (saith he) that all trees that shall be growing within the forest, as well those that bear no fruit at all, as those that do bear fruit at any time in the whole year; and an old ash being in the arable land within the forest, these shall be accounted vert, because the king is in possession of them.”

And it is observed, that by vert all trees must be understood, as well under-woods as great woods; and overt-vert is all manner of high trees, as nether-vert is all sorts of under-wood, and brush-wood is called cablish.

Some distinguish vert after this manner, viz. *vert*, is derived of *veriditate*, in Latin, and signifies any thing that beareth a green leaf, but especially of great and thick coverts:

Also it is of divers kinds; some of which bear fruit, that may serve for food both for man and beast; as service-trees, nut-trees, crab-trees, &c. and for the shelter and defence of the same.

Overt-vert by some called *haut-bois*, from the *French*, which signifies high-trees, serving for food and browse, of and for the game, and for the defence of them, as oaks, beeches, &c. Some *haut-bois* for shelter, browse, and defence only, as ashes, poplars, &c.

Nether-vert, called also *sub-bois*, or under wood, are for browse and food of the game, and for shelter and defence, as maple, &c. Some for browse and defence, as birch, fallow, willow, &c. Some for shelter and defence only, as elder, alder, &c.

Of bushes, and other vegetables, are some for food and shelter, as the hawthorn, black-thorn, &c. Some for hiding and shelter, as brakes, gorth or gorz heath, &c.

VESSIGNON, a wind-gall, or soft-swelling on the in and outside of a horse's hoof; that is, both on the right and the left of it.

VESSION, an infirmity in horses, which is a sort of wind-gall or swelling about the bigness of half an apple, bigger or lesser, composed of a soft and spongy filth growing between the flesh and the skin, in the hollow next the hock, and beneath the big sinew, a little above the capelet and bending of the ham.

This swelling appears but very little, except when the horse rests equally upon both his hind legs, because when he bends his ham, it is not visible at all; neither does it often make a horse halt; it rises on both sides the ham, and sometimes only upon one: those that come lower are not dangerous, and in young horses may be dispersed by moderate exercise.

VICES IN HORSES, in order for the prevention, correcting, or curing them, you may use the following directions:

If a horse carries his head or neck awry, strike him twice or thrice with the contrary spur; but if he be very stiff-necked on the right side, and plying or bending on the left, hold the right rein shorter than the other, and when he inclines that way give him sudden checks, having a sharp wire fastened in the reins, that striking in his neck, he may be compelled to hold it strait, taking care to check him upwards, lest he should get a habit of ducking down his head.

If a horse is apt to shake his head and ears upon the least occasion, or move his ears when he begins to kick, or bite, or

cast you, strike him on the head with your wand, and at the same time give him a check with your bridle, and a stroke with the contrary spur, putting him suddenly out of his pace; then make him stop, that he may have leisure to understand your meaning; and do the like when he starts, or when he winches, which is a sign of his designing to bite or strike with his heels.

If a horse ducks down his head, check him suddenly with the bridle, and strike him with the spurs, that he may be sensible of his fault: if he be standing, make him bring his head into it's right place, as he stands; and when he obeys, be sure to cherish him, and he will soon understand the meaning.

If a horse is skittish and apt to start, so that you are never free from danger, while you are on his back; in case it proceeds from a weak sight, whereby objects may be represented to him otherwise than they really are, give him time to view them well, and then ride him up gently to them; but if he be naturally fearful, and ready to start at the hearing strange sounds, you must inure him to the noise of guns, drums, trumpets, &c. and in time he will take delight therein.

If a horse is retive, and refuses to go forwards, pull him backwards, and perhaps he will then go forwards; and though he rebel a long time, the whip and spurs will prevail with him at last, if they be given smartly, soundly, and in time: when once you begin, you must continue them till he submits, provided it proceeds from stubbornness, and not from faintness and sickness.

If a horse rears an end, that is, raises so high before as to endanger his coming over upon the rider, you must give him the bridle, and leaning forwards with your whole weight, giving him both your spurs as he is falling down, but forbear to spur him as he is rising, for that may cause him to come over upon you.

If he is subject to fall down upon the ground, or in the water, nothing is better than a pair of good spurs applied when you first perceive he is going about to do so, which will divert him from thinking any more of it; but if he desists, do not correct him



him again at that instant, for bad horsemen occasion most of these vices, by correcting unduly, or out of time; by doing which they are so far from making a horse sensible of his fault, that they fright him, and put him into confusion, and cause him at last to become restive.

If a horse is apt to run away, you must be gentle both with a slack curb and keeping an easy bridle-hand; first walk him without stopping, but only staying him by the head by little and little; then trot him a while, and put him again from a trot to a walk, staying him by degrees, and always cherish as soon as he obeys; and when you find him thus far peaceable, put him off from his trot to a gentle gallop; from that to a trot; and from a trot to a walk, staying him by degrees with a steady hand: by using this method for some time with judgment and patience, it is very likely you may cure him of running away.

If a horse is apt to fly out violently, it is certain, that the more you pull the bridle-rein, and hurt him by straightening the curb, the more he will tug, and run the faster: in this case therefore, if you have field room enough, whenever you find him begin to run, let him go, by slackening the bridle, and giving him the spur continually and sharply till he begin to slacken of his own accord.

By treating him in this manner, it is not to be doubted but you will cure him at last, there being no remedy like this for a runaway horse.

Some horses will not endure the spurs when they are given them, nor go forwards, but as it were cleaving and fastening to them, strike out and go back; if you press them hard they will fall to staling, and not stir out of the place.

If he be a gelding, it is difficult to break him of his humour; but a stone-horse perhaps may forget it for a time under the conduct of a good horseman: yet if he once get the mastery of his riders, he will be very apt to begin anew again.

To conclude, every gelding, stone-horse or mare, that does not fly with the spurs,

but obstinately cleaves to and kicks against them, should be looked upon, as of a cross and dogged nature, and is therefore to be absolutely rejected.

VIGOUR OF A HORSE, in order to judge of this quality, the following rules and remarks are of good use:

When a horse is standing still, keeping him fast with the bridle-hand, apply your spurs to the hair of his sides, which by horsemen is termed pinching; and if you find him impatient under you, gathering himself up, and endeavouring to go forwards, champing upon the bitt without thrusting out his nose, it is a sign of heart and vigour.

There are some horses that shew a great deal of mettle when pinched, but immediately lose the apprehension of it; so that though they have a very sensible feeling, which proceeds from the thinness of their skin, yet they are of a dull disposition: of such horses it may be said, that they are rather ticklish than sensible of the spur.

There is a great difference between a mettled horse and a fiery one; the former deserves to be highly valued, but the latter is good for nothing. A horse that is truly vigorous should be calm and cool, move on patiently, and discover his mettle but when required.

Then the surest method is to chuse such horses as are very apprehensive of strokes, and are afraid at the least appearance of them; which, at the only closing of the legs and thighs, seem to be seized with fear, and alarmed, and that without fretting or fierceness.

A horse that walks deliberately and securely, without requiring the whip too often and without fretting, goes from the walk to the gallop, and from the gallop to the step again, without being disquieted; but continually champing upon his bitt, he trots with glibness upon his shoulders easily, snorting a little through his nostrils.

If a horse is well upon his haunches, has a light and easy stop, his head firm and well placed, and the feeling of the bitt equal and just: I say, if he has all these

qualities, you will seldom have cause to complain upon account of his price.

I shall only add here, by way of advice, that whatever good qualities a horse may have, that you never give a high price for him, unless he be endued with these two, of having a good mouth, and being sensible of an obedience to the spur.

VIVARY, a place either on land or water where living creatures are kept; but in a law sense it is taken for a park, warren, or fish pond.

VIVES, } though this distemper goes  
AVIVES, } by three names, yet it is  
FIVES, } but one and the same distemper, and are certain flat kernels, much like bunches of grapes, growing in a cluster, close knitted together in the part affected.

They center from the ears, and creep downwards between the chap and the neck of the horse towards the throat, and when inflamed they swell, and not only are painful to the horse, but prove mortal by stopping his wind, unless a speedy course be taken for the cure.

They cause such a difficulty of breathing, and uneasiness, that he will oftentimes lie down and start up again, and tumble about after a strange manner.

This distemper is occasioned by drinking cold water, after a violent heat; which causing the humours to melt down they fall too plentifully upon the natural glands or kernels; also by eating too much barley, oats, rye, rankness of blood, &c.

The cure. 1. If the vives are not grown so large as that the horse is in immediate danger of being stifled, do not open the tumours, but rather endeavour to rot them, by taking hold of the kernel with a pair of pincers or plyers, and beating the swellings gently with the handle of a shoeing hammer, or bruising them with your hand, till they become soft enough; and they will afterwards disappear; but this is not to be done till the swellings are pretty ripe, which may be known by the easy separation of the hair from the skin if you pluck it with your fingers.

Having rotted (or in case of necessity opened the vives, let the horse be let blood under the tongue, and afterwards in the flanks; wash his mouth with salt and vinegar; and blow some of the vinegar into his ears rubbing and squeezing them hard to make it penetrate; for this will considerably assuage the pain which it communicates to the jaws.

Then give the horse to drink a quart of wine with two handfuls of hemp-seed pounded, two nutmegs grated, and the yolks of half a dozen eggs, and wash him gently after for an hour.

About an hour after giving him that draught inject the following glyster; boil an ounce and half of sal polychrestum, finely powdered in five pints of beer; when you have taken it off the fire, put it into two ounces of oil of bays, and squirt all in blood warm.

As to our practice in *England* in the cure of this distemper; some cut holes where the kernels are, and pick them out with a wire, then fill the hole with salt, and at three days end it will run; and afterwards wash it with sage juice, and heal it with an ointment made of honey, butter, and tar, or with green ointment, and also use other means with it; but the efficacious receipts are these following:

Take tar, tried hog's-grease, bay-salt and frankincense powdered, of each as much as will suffice; melt them together, and with a clout fastened to a stick, scrub the place four or five mornings, until the inflamed part become soft and ripe; then slit the skin with your incision-knife, let forth the corruption, and heal it with tried hog's grease and verdigrease, made up into fine powder: melt them upon a fire, and let not the stuff boil no more than a walm or two; then put in some ordinary turpentine, and so stir all together till it be cold, and then carefully anoint the forrance therewith till it is healed.

Another excellent way is, to take a penny worth of pepper beaten into fine powder, a spoonful of swines grease, mix them very well together, and convey the stuff equally  
into



into both the ears of the horse, so tie or stich them up, then shake them that the medicine may sink downwards, and this being done, let him bleed in the neck-vein and temple-vein.

But the most common way of cure, and such as our farriers use, is to let him bleed on both sides the neck-veins, then to scar the swelling with a small hot iron, from the root down to the bottom of the ear, till the skin looks yellow; the same iron being in shape somewhat like an arrow's head, with three or four small lines drawn from the body of it; and after searing, in order to take out the heat of the fire, and to make it found again, anoint it with fresh butter, or with hog's-grease, and he will do well.

VIXEN or FIXEN, a fox's cubs.

ULCER, CANKER, OR FISTULA IN THE EYE OF AN HORSE; this disease is so called from the corruption of the blood and salt humours, descending from the head into the eyes.

The signs are, the white of the eye will be full of red and bloody streaks, and upon the eye-lids will appear little angry red pimples, from whence will run a sharp water, which will scald the cheek as it passes, and the eye itself will be full of gum and corrupt yellow matter.

The cure; first bleed the horse on that side of the neck on which the fore eye is, and then search all the pimples with a small instrument of steel or silver, to see if you can find any hole or hollowness among them; and if you do find any, search their depth.

When make a tent fit for the hole, and dip it in the water prepared of copperas of the white sort, (*see COPPERAS WATER*) and put it into the hole every other day, making the tent shorter by degrees, till the hollowness be filled.

But if you do not find any hollowness, then rub the pimples twice a day with this water, till they are bloody, and it will cure the eye.

ULCERS OR FISTULAS IN HAWKS: sometimes hawks have ulcers and fistulas in several parts of their bodies, which will

always run and send forth a filthy, fretting, thin and saltish humour at their nares.

For the cure; syringe it often to the bottom with strong allum-water, and if you can conveniently put a tent wetted in vinegar and allum into the holes, that will hasten the cure; but do not let the tent reach to the bottom of the fore.

UMBER, is a fish which some will have to be the same as the grayling, and only different in name: it is of the tench kind, but seldom grows so big: very few, or any, exceeding the length of eighteen inches. He frequents such rivers as trouts do, is taken with the same baits, especially the fly, and being a simple fish is bolder than the trout: he hides himself in winter, but after *April*, appearing abroad, is gamefome and pleasant, yet very tender mouthed, and therefore quickly lost after he is struck. *See GRAYLING.*

UMBLES, HUMBLETS OR NUMBLETS, part of the entrails of a deer.

UNCERTAIN. We call a horse uncertain that is naturally restless and turbulent, and is not confirmed in the manage he is put to, so that he works with trouble and uncertainty.

UNDOING OF A BOAR, [with Hunters] signifies the dressing of it.

UNITE, a horse is said to unite, or walk in union, when in galloping, the hind-quarters follow and keep time with the fore.

UNRECLAIMED [in Falconry] untamed, wild, as an unreclaimed hawk.

UNSEALING, [in Falconry] is the taking away the thread that runs through the hawk's eye-lids, and hinders her sight.

UNSTRIKE THE HOOD, [in Falconry] is to draw the strings of a hawk's hood, that it may be in readiness to be pulled off.

UNSUMMED, [in Falconry] is spoken of a hawk when her feathers are not at their full length.

VOLARY, a great bird-cage, so large, that birds have room to fly up and down in it.

VOLT: this word signifies a round, or a circular tread, and in general, where we say

in the Academies to make volts, to manage upon volts, we understand a gait of two treads, made by a horse going sideways round a center, in such a manner, that these two treads make parallel tracts, one larger made by the fore feet, and another smaller made by the hind feet, the croup approaching towards the center, and the shoulders bearing outwards. Sometimes the volt is of one tread; as when a horse makes volts in corvets, and in caprioles, so that the haunches follow the shoulders, and move forwards on the same tread. In general, the way and tract of a volt is made sometimes round, sometimes oval, and sometimes square, of four straight lines; so that these treads, whether round or square, inclose a terrain, or manage ground, the middle of which is sometimes distinguished by a pillar, or else by an imaginary center, which is there supposed in order to regulate the distances and the justness of the volt.

**RENVERSED VOLT**, is a tract of two treads, made by the horse, with his head to the centre, and his croup out so that he goes side ways upon a walk, trot, or gallop, and traces out a small circumference with his shoulders, and a large one with his croup.

This different situation of the shoulders and the croup, with respect to the center, gives this volt the name of renversed, as being opposite in situation to the former.

Renversed volts upon a walk, appease and quiet unruly horses if they are made methodically.

The six volts are made *terra a terra*, two to the right, two to the left, two to the right again; all with one breath, observing the ground with the same cadence working (tride) short and quick, and ready the forehand in the air, the breech upon the ground, the head and tail firm and steady.

To do the six volts, you should have an excellent horse that is knowing and obedient, and his strength to answer them.

To make a horse work upon the four corners of the volt, is to manage him with that justness, that from quarter to quarter, or at each of the corners or angles of the

volt, he makes a narrow volt that does not take above the quarter of the great volt, the head and tail firm, and thus pursues all the quarters, with the same cadence, without losing one time or motion, and with one reprise or with one breath.

In speaking of volts, we say, to put a horse upon volts, to make him work upon the volts, to make good volts, to embrace the whole volt; that is, to manage so that the horse working upon volts, takes in all the ground, and the shoulders go before the haunches.

To passage upon volt, or ride a horse head and haunches in, is to ride him upon two treads, upon a walk or a trot.

**DEMI-VOLT**, is a demi-round of one tread or two, made by the horse at one of the corners or angles of the volt, or else at the end of the line of the passade; so that being near the end of this line, or else one of the corners of the volt, he changes hands, to return by a semi-circle, to regain the same line.

When he does not return upon this line, we say he has not closed his demi-volt.

Demi-volts of the length of a horse, are semi-circles of two treads, which a horse traces in working side-ways, the haunches low, and the head high, turning very narrow; so that having formed round, he changes the hand to make another, which is again followed by another change of hand, and another demi-volt, which crosses the first. This demi-volt of a horse's length is a very pretty manage, but very difficult; we may compare it to a figure of eight.

**URINE**; a serous or waterish excrement derived from the blood, which passes from the reins, and is discharged through the bladder.

Sometimes a horse is seized with an excessive flux of crude and undigested urine, resembling water, by which his strength is drained by degrees: it proceeds from heat and sharpness of the blood, or an inflammation in the kidneys, which, like a cupping-glass, sucks in the concocted serum from the veins.

The remote causes, are the immoderate and



and irregular working of young horses, cold rains in the beginning of winter, eating of oats brought over by sea, which, being spongy, draw in the spirits of the salt water.

As for the cure, the horse is to be fed with bran instead of oats; giving him a cooling glyster, next day let him bleed, the day following inject another glyster, the next day after that bleed him again, not taking away above the quantity of two pounds of blood at a time; this done, boil two quarts of water, and put it into a pailful of common water, with a large handful of oriental bole beat to powder: mix all well together, and let the horse take it lukewarm for his ordinary drink morning and evening, giving him full liberty to quench his thirst, which, in this disease, is excessive; for the more he drinks, he will be the sooner cured.

As for remedies to provoke urine in horses, which are often necessary,

Take about four ounces of dried pigeon's dung in powder, and boil it in a quart of white-wine; after two or three walms strain out the liquor, give it the horse blood warm, then walk him for half an hour, and he will stale if it be possible.

Another good remedy for a horse that cannot stale, is to lead him into a sheep-cote, and there unbridle him, suffering him to smell the dung, and roll and wallow in it; for he will infallibly stale before he comes forth, if he be not past cure.

This quick effect proceeds from a subtle and diuretic salt, that streams out from the sheeps dung, and strikes the brain; since by reason of the correspondence of that with the lower parts, it obliges the expulsive faculty to avoid the urine.

The urinary passages are frequently stoppt by thick phlegm, which will scarce give way to the above-mentioned medicines, and therefore recourse may be had to the following receipt:

Take an ounce of saffras-wood with the bark, cut it small, and infuse it in a quart of white wine, in a large glass bottle well stopp'd, so as two-thirds of the bottle may

remain empty: let it stand on hot ashes for about six hours, then strain out the wine, and give it the horse in a horn.

This remedy will certainly afford relief, either by urine or sweat, the matter of which is known to be the same.

To cause a horse to stale for his benefit in some cholics, put two ounces of sugar of dialthæa to a quarter of a pound of Castile soap, beat them well together, make pretty big balls, and dissolve one of them in a pint and a half of strong beer scalding hot; when it is lukewarm give it him in a horn, and let him fast an hour after.

*For a Stoppage of Urine, when a Horse cannot stale.*

Pound half a pound of anniseeds, and a handful of parsley-roots; or if you have not them, half an ounce of parsley-seeds, pound them, and boil them in a quart of strong white-wine, or for want of that, as much old strong beer; then strain it off, and add a drachm of oyster-shells finely powdered, give it the horse milk warm.

URIVES; nets to catch hawks with.

**W**ALK, is the slowest, and least raised of a horse's goings. The Duke of Newcastle made this motion to be two legs diametrically opposite in the air, and two upon the ground, at the same time, in the form of a St. Andrew's cross, which, in effect, is the motion of a trot.

But later authors agree, that so great a master was mistaken in this point: for in a walk (as any one may observe) a horse lifts two legs of a side, one after the other, beginning with the hind leg first: as if he lead with the legs of the right side, then the first foot he lifteth is his far hind foot; and in the time he is setting it down (which in a step is always short of the tread of his fore foot upon the same side) he lifteth his far fore foot, and setteth it down before his near fore foot.

Again, just as he is setting down his far fore foot, he lifts up his near hind foot, and sets it down again, just short of his near fore

fore foot, and just as he is setting it down, he lifts his near fore foot, and sets it down before his far fore foot.

And this is the true motion of a horse's legs upon a walk.

Begin this lesson in a walk, and end it with a walk.

When you teach your horse to turn to the right and left, or from one hand to another, make him walk at first, then teach him upon the trot, and then upon the gallop.

**WALKERS**, a sort of forest officers appointed by the King, to walk about a certain space of ground appointed to their care.

**WAR-HORSE**: in order to the chusing such a horse, take the following directions:

Chuse one tall in stature, with a comely head, and an out-swelling forehead; a large sparkling eye, the white of which is covered with the eye-brows; a small thin ear, short and pricking; if long, well carried, and moving; a deep neck, a large crest, broad breast, bending ribs; broad and strait chine, round and full buttocks; a tail high and broad, neither too thick nor too thin; a full swelling thigh, a broad, flat, and lean leg; short pasterned and strong jointed.

As for the ordering him during the time of his teaching, he must be kept high, his food good hay and clean oats, or two parts of oats and one part of beans or peas, well dried and hardened; half a peck in a morning, noon, and evening, is enough.

On his resting days let him be dressed between five and six in the morning, and water him at seven and eight in the evening.

Dress him between three and four, and water him about four or five, and always give him provender after watering; litter him at eight, and give him food for all night.

The night before he is ridden, about nine take away his hay, and at four in the morning give him a handful or two of oats; and when he has eaten them turn him upon the snaffle, and rub him all over with dry cloths; then saddle him, and make him fit for his exercise; when he has performed it, bring

him into the stable all sweaty as he is, and rub him all over with dry wisps; when this has been done, take off his saddle, and having rubbed him through with dry cloths, and put on his housing cloth, then lay the saddle on again with the girth, and walk him about gently till he is cool; when set him up, let him fast for two or three hours, and put him to his meat: in the afternoon curb, rub, and dress him; also water and order him as before.

**WARBLE**, to chirp, sing, and chatter as a bird does; to sing in a trilling or quavering way.

**WARBLES AND SET-FASTS**, [in Farriery] the small hard tumours frequently formed on the saddle part of a horse's back, and occasioned by the heat or uneasy position of the saddle, are stiled warbles; and if these are suffered to remain till they turn horny, they are then called set-fasts.

The former may be easily dispersed by bathing them with a mixture consisting of two parts of camphorated spirits of wine, and one part of spirit of sal armoniac. But it will be necessary to rub the latter with the mercurial ointment till they are softened, and at last dissolved. Sometimes indeed they will not yield to this treatment, in which case they must be taken out with the knife, and the parts treated as a fresh wound.

**WARBLING OF THE WING**, [in Falconry] is when a hawk, after having mantled herself, crosses her wings over her back.

**WARRANT A HORSE**. A jockey that sells a horse, is by an inviolable custom obliged to warrant him, that is, to refund the money that was given for him, and receive again the horse in nine days after the first delivery, in case he sold him when under such infirmities as may escape the view of the buyer, and as they are obviously discovered; namely, purfiness, glanders, and unsoundness, hot and cold.

But he does not warrant him clear of such infirmities as may be seen and discerned.

And not only a horse-merchant or jockey, but persons of what quality soever, stand obliged by the law of nature, and will be constrained to take back the horse, if he is affected



affected with the disorders first mentioned, and to repay the money.

WARREN, a franchise, or place privileged, either by prescription or grant from the king, to keep beasts and fowls of warren in.

The word now is generally applied to a quantity of ground set aside for rabbits, &c.

A warren, as well as other things, requires a proper place and particular situation; it should be upon a small ascent, exposed to the east or south; the soil that is most suitable to it, is that which is sandy; for to make a warren in a strong clayey ground, would be the way to hinder the rabbits from making themselves burroughs with ease: if the warren should be moorish ground, you would reap but little benefit from them, wet being injurious to these animals.

A warren, properly speaking, is a coppice which is cut every ten, twelve, or fifteen years, according as the owner thereof thinks fit; and if it be made near his house, it is the better; otherwise he must be content to have it according as the situation of the ground will allow.

He ought to take all the due precautions, that his warren be so contrived, that the rabbits may easily habituate themselves to it; but how to succeed therein, mens sentiments differ: ancient authors, who have wrote upon this subject, say, that it must be surrounded with walls; but others think this extravagancy, and that the expence will by much exceed the profit; and indeed we find not many that are so inclosed, but every one is at his own liberty as to that.

Mr. *Chomel's* opinion is, that a warren ought to be encompassed by a good ditch; and though such an inclosure cannot hinder the rabbits from going out, at least if it be not filled with water, yet it may be hoped no damage may accrue therefrom, when once they are accustomed to the place, to which they will keep, though there be neither walls nor ditches to hem them in. He that makes a warren, is at liberty to make it as large as he pleases, the extent is not to be limited; only this may be observed, that

the more spacious it is, the more it will be to the owner's profit.

I do not know, says the same author, how those who have wrote before me upon the subject of warrens, have given their opinion, that it ought to be surrounded with ditches full of water; they must either be acquainted with the nature of rabbits, or they must not: if they were, why, since they know moisture to be injurious to these animals, they should advise a thing that most contributes to it, by bringing water about by the means of ditches? is not this acting against the course of nature? and if they were not sensible of the matter, they could have no reason to prescribe what must naturally tend to the detriment of a warren; and therefore without troubling themselves about what will become of the rabbits that are put into a warren, let them make one in such a situation as is before described, and surrounded with good dry ditches, and it will be sufficient.

If you have but few rabbits to stock your warren with, you must exercise the more patience, to wait for the pleasure and profit you may expect from it; such things there are in this world, time is required before men can make their advantages of them, therefore you must wait: a warren is of such a nature, that it cannot too soon abound with subjects that are proper for it, so as to be in a condition to yield good profit to the owner: those who desire to have a warren soon, ought to furnish themselves with a certain number of does big with young: these animals, by their young ones, will multiply in time; but they must not for the first two years be hunted, and but a little the third; but those who have most knowledge in this kind of management, take care to stock their warren, by the means of a great number of conies, and it is kept up the better when this is done.

WARREN; the next franchise in degree to a park, is the liberty and franchise of a free warren.

The beasts and fowls whereof are said to be four, *viz.* the hare, the coney, the pheasant, and the partridge, and no other, (be-

ing such as may be taken by long-winged hawks) that, for the most, there are no officers in a warren, but the master of the game, or the keeper, and that there is no necessity of inclosing the same, as there is of a park.

And that because a forest, in dignity, is both the highest, and the greatest franchise; so it doth comprehend in it a chace, a park, and a free warren; for which reason the beasts of the chace, and beasts and fowls of the warren are as much privileged within a forest as the beasts of the forest are, every forest being in itself a chace, though a chace be not a forest, but a part of it; and the like may be said of a park or warren.

For which reason, the hunting, hurting, or killing any of the beasts or fowls of chace, park, or warren, within the limits of the forest, is a trespass of the forest, and to be punished only by the laws of the forest, and not otherwise.

Although it is said before, that the beasts and fowls of the warren are the hare, the coney, the pheasant, and the partridge, yet my lord *Coke* accounteth all fowls *feræ naturæ*. There be both beasts and fowls of the warren, saith he; beasts, as hares, conies and roes; fowls of two sorts, *viz. terrestres*, and *aquatiles*, (*i. e.* land fowl, and water fowl); that the *terrestres* are of two sorts, *sylvestres*, *i. e.* of the woods; and *campestres*, *i. e.* of the plain fields; the first are the pheasant, woodcock, &c. the second, partridge, quail, rail, &c. the *aquatiles*, or water fowl, as mallard, hern, &c.

WART, is an excrescence, or superfluity of spungy flesh that rises in the hinder parts of coach horses almost as big as a walnut.

A wart suppurates and voids red stinking matter, and is not cured but for a time, for it returns again.

*Wart, or spungy Excrescence near the Eye of a Horse.*

This imperfection proceeds from congealed phlegm lodged there, which in time causes the eye to waste, or to grow little, if it be not remedied.

For the cure; put three ounces of powder of copperas into a crucible, on a charcoal fire, keeping the matter stirring from time to time; but take great care to avoid the steams; continue a pretty smart heat till the matter grows somewhat reddish; then take it off the fire, and when it is cooled, break it, and beat the matter to a very fine powder; then incorporate four ounces of this powder with five ounces of album rhasis, and make an ointment to be applied cold to the warts; anoint them lightly every day, and they will fall off like kernels of nuts, without causing any swelling in the legs.

But you must take care to anoint nothing but the warts, nor must you work or ride the horse during the application of the ointment.

As soon as the warts are fallen off, which will be in a month's time, dress the sores with the Countess's ointment, and it will compleat the cure in a month more; for the sores are usually very deep where the warts are large.

WATERS FOR FISH. If you have a pond that is supplied by a white fat water, upon great rains you may put in at first three hundred carps *per acre*, if there be three or four acres of pond; but otherwise you must not put in so many: and it will be proper to put in also forty or fifty tenches for a trial; because this sort of water is very proper for carp, but being laid dry some time may do well for tenches also.

Perches may be added to what number you please, as suppose six hundred, for they are great breeders; and being also fishes of prey, they devour their own species as much, if not more, than any other fish. And these are accounted one of the best sorts of fish.

Take care how you put bream into these waters, for they grow up very slowly, tho' they will at length become very large, but in the mean time they breed so prodigiouly, and have such a slimy, nasty fry, as both robs and fouls the water, which renders it unfit for other fish; but when a water is ten or twelve acres in extent, and fed with some brook, winter and summer, they will do well; otherwise not to be made use of.



As for pike, they are dangerous guests in such ponds, for if they are grown big, they will devour the best fish, and depopulate the water; but if you can get one hundred jacks once in two years, not exceeding nine inches, you may put them together with the carps, into great waters, so that your carps be not lesser than nine or ten inches; but you must not let them continue there more than two years; after which time put them into their peculiar ponds, where being duly fed, they will grow to be very large and fine fish.

It is not expedient to stock great standing waters with eels, for they are but of slow growth; and being also but of an indifferent size, they will be lean and dry; but such moats into which the sinks of houses drain, are places in which they will thrive well.

These directions relate particularly to the first stocking of new made ponds; but after one, two, or three years, (for they must not continue longer full) when you come to re-stock, and so, on all occasions, you may put three or four hundred carps, and eight hundred tench (if the water feeds them) into an acre, besides perches.

You must likewise take notice, that if the fish with which you stock your ponds, be taken out of over stocked ponds, which renders them lean and poor, you must at the same time double your stock, or else the too sudden plenty of food at the first will surfeit them, and they will die of over much blood, as has been found by experience.

**WATER PROPER FOR HORSES.** The preservation of horses depends considerably on the water they drink while they are travelling: that which is least quick and penetrating is best; a river being preferable to a spring, or a fountain to a draw-well.

However, if a man is obliged to let his horse drink such penetrating water, it ought to be set in the sun, or some of it warmed to correct the sharpness of the rest; or it may be a little amended by stirring it about with the hand, or throwing hay among it: but if the water be extremely quick and piercing, mingle warm water or wheat-bran with it, and that will sufficiently correct the fault.

**WATERING OF HORSES.** The due performance of this requires the observance of the following rules:

All the while you are upon a journey, let your horse drink of the first good water you come to, after seven o'clock in the morning, if it be in summer-time, and after nine or ten in winter.

That is accounted good water, which is neither too quick and piercing, nor too muddy and stinking.

This is to be done, unless you would have him gallop a long time after drinking; for if so, you must forbear.

Though it is the custom of *England* to run and gallop horses after drinking, which we call watering courses, to bring them (as they say) into wind, yet says *M. de Solleysel*, it is the most pernicious practice that can be imagined for horses, by which many are rendered purfy.

While a horse is drinking, draw up his head five or six times, making him move a little between every draught; and notwithstanding he be warm, and sweat very much, yet if he is not quite out of breath, and you have still four or five miles to ride, he will be better after drinking a little, than if he had drank none at all: it is true, indeed, that if the horse is very warm, you should at coming out of the water, redouble your pace, to make him go at a gentle trot, to warm the water in his belly.

You ought to let him drink after this manner during the whole time of your journey; because if when you happen to bait, he be hot, or sweaty, you must not let him drink for a long time, because it would endanger his life; and when his bridle is taken off, his excessive thirst will hinder him from eating, so that he will not offer to touch his meat for an hour or two; which, perhaps, your occasions will not allow you for a baiting time, and not to have any food will render him unfit for travel.

If you meet with any ford before you come to your inn, ride the horse through it two or three times, but not up to his belly; this will cleanse his legs; but the coldness of

the water will bind up the humours, and prevent them from descending.

If your horse has been very warm, and you have not had the conveniency of watering him upon the road, he will, when unbridled, eat but very little, therefore he should have his oats given him washed in ale or beer, or only some of them, if you intend to feed him again after he has drank.

Some are of opinion, that horses are often spoiled by giving them oats before their water; because they say, the water makes the oats pass too soon, and out of the stomach undigested. But M. *de Solleysel* affirms, that though it be the common custom not to do it till after, yet it is proper to feed with oats both before and after, especially if the horse be warm, and has been hard rid, for they will be a great deal the better for it, and in no danger of becoming sick.

*Green water for many Sorrhances.*

Take an ounce and half of *Roman* vitriol, and as much roach allum, an ounce of verdigrease, and two ounces of copperas, reduce them all to a very fine powder, and put them into a two-quart bottle, into which pour a quart of the best and strongest white wine vinegar; then having tied some pieces of lead or iron about the neck of it, that so it may sink, put a hard roll of hay in the bottom of a kettle, that the bottom of the bottle may not touch the kettle; then cutting three notches in the sides of the cork, lest the bottle should break, stop up the bottle, set it in the kettle upon the hay, so that it may stand upright; then put so much cold water into the kettle, that about two or three inches of the neck of the bottle may remain above the water; then hang the kettle over the fire, and make it boil for half an hour, or so long till the vinegar has dissolved the powders; taking the bottle out now and then, and shaking the vinegar and powders together; and when you find that they are well mixed, take them off the fire, and keep it close stopped with a cork, for use.

*The method of using it is as follows:*

Take an earthen pan which will hold about twelve quarts, fill this with chamber-lee, that has been made by healthy, sound, and young persons; and the staler the chamber-lee is, the better will it be for use. It ought to stand in the pan at least three weeks before you use it.

It will be proper to have a pansful of it always ready: and when you have occasion to use this medicine for a moderate grief, half a pint, or better, of the above described vinegar, with a quart of the stale chamber-lee, or if you would have it stronger, more of the vinegar: then they being mixed together hot, (or though in winter) cold, with a soft rag, bathe the legs, heels, or parts of the horse affected with it, twice a day.

As to the virtues of this water; it is the best remedy yet known in the world, either for the prevention or cure of many great and dangerous sorrhances, to which horses are liable; as malenders, which it cures at once or twice dressing.

The mange, either dry or wet, rat-tails, scratches, goured or swelled legs and heels; it also prevents, and cures the grease fallen into the legs and heels.

And it will also cure the farcy, if to these two last named diseases you purge the horse before, and once, twice, or three times during the time of cure.

It is a noble cleanser and healer of all stubborn and foul ulcers and wounds in a horse; preventing the breeding of worms, and all proud flesh in wounds, as well as a repeller or driver away of any flux of humours from any part; also clefts and cracks in the heels, pains, &c. preventing wind-galls, by it's repellent and strengthening quality.

The green water alone, without the chamber-lee, is the best of remedies for the cure of all fistula's, cankers, and galled backs, not disposing such sorrhances to rot, fester, and grow worse, as all greasy and oily medicines do.



*An excellent Eye-water.*

Reduce lapis calaminaris to a very fine powder; also take powder of the best bole armoniac, called *Venetian bole*, and the best white vitriol, of each an ounce: put them into a new earthen pipkin, which will hold four quarts, and boil them till the liquor is consumed to three quarters of a pint; then let it settle, and pour off the clear from the fœces; to which clear liquor, add two two drachms of saccharum saturni, commonly called sugar of lead; salt of vitriol, two drachms; camphire dissolved in spirit of wine, better than a quarter of an ounce; tincture of aloes, better than half, but not quite three quarters of an ounce; red rose water, three quarters of a pint; prepared tutty, near, but not quite, half an ounce: mix all these together, and keep it in a bottle for use.

It is one of the best eye-waters for horses extant, for all diseases of the eyes, as pin and web, pearls, clouds, blood-shotten, sore and running eyes, salt, hot, and sharp rheums, ulcers, fistula's, bruises, stripes (and if it be mixed with a little honey, with as much as you use at the time of using it); also moon-blind, strengthening the sight to a miracle, by only syringing it into the eyes a syringe full two or three times a day.

As to its extraordinary virtues, a certain author gives the following instance:

A young unruly horse being put into a cart, in order to learn him to draw, was so unruly, that two or three men could scarce govern him, so that one of the men, by violently whipping him over the face, he happened to receive a most dangerous stroke by a knotted whipcord, in the eye, so that the cord had quite cut through the first coat of the eye, so deep, that the dent or wound would more than bury the whipcord; and that wound was all along the middle of the sight of the eye, which inflamed the eye and eye-lid to that degree, that the eye grew as big as one's fist; and all the best farriers judged it impossible to recover the sight; but the eye-lid being bathed with a rag dipped in a little hot beer, in which a

little butter had been boiled, and a handful of sage leaves, as hot as the horse could endure it, the swelling was thereby soon brought down; and then two or three syringes full of the above-said water at a time being injected into the eye, and that two or three times a day, this made a perfect cure of the eye in less than a week, and restored the horse to his perfect sight, as before.

*Red Water.*

This is a filthy humour issuing from any wound, sore, or ulcer, in a horse, which so long as it remains in, does so poison them, that they are not to be cured till it is brought out.

To effect this, take the root of the herb called *Good King Henry*, or *All Good*, and boil it in water, and give it him; or give him a good handful of mustard-seed beaten small in white-wine vinegar, two or three times together, one after another; but you must be sure to keep his belly rubbed with a good long stick by two men, one at one end and the other at the other.

WATERS OR HUMOURS IN HORSES; their hind legs are subject to certain white, sharp, and corrupt humours or waters, which happen very rarely in the fore-legs, and are discovered by searching the pasterns, if a moistness be found beneath the hair, which is extremely stinking, and will grow all round the pastern and pastern-joint, and sometimes almost up to the very ham.

These waters do frequently cause the pasterns to swell, keep the legs stiff, make the horse lean, and separate the flesh from the coronet, near the heels.

They may be easily put a stop to in their beginning, but after they have been of some continuance, it is an error of those who intend to disperse them; for although they may dry them up for a time, yet they will return and break out again.

As for the cure; if it be begun in winter time, they will occasion a great deal of trouble; but in the summer time, the white honey charge will produce such effects as are beyond expectation.

*For Watery Eyes.*

This infirmity proceeds either from rheumatic and moist humours, or from some stroke or blow, either with a whip, stick, or such like, and the cure is,

First bleed him in the eye-vein, then melt pitch, mastich, and rosin, of each equal quantities together, and spread it with a stick over his temples; then lay some wool over it, so as to lie flat to his head.

Then having dissolved some allum in white-wine, wash his eyes with it; or blow some powder of tutty into them; or you may mix a little tutty with fine honey, and touch the corner of the eye with it, and you will find the plaister will loosen and fall off, as the humour decreases.

WATERY SORES IN HORSES; there is a certain stinking or fretting matter, which issues out of the pores, and deadens the skin of the pastern, fetlock, and sometimes of the whole leg of a horse, and is so corrosive, that it loosens the hoof from the coronet at the heel, appearing on the skin in form of a very white and malignant matter, which shews the greatness of the corruption.

The breaking out of this matter, is always ushered in by a swelling, and accompanied with pain, and at last acquiring a venomous quality, it is succeeded by warts, clefts, and nodes, which in process of time, over-run the whole part, and render the cure very difficult.

It commonly appears at first on the side of the pastern, and afterwards rises up to the middle of the leg, peeling off some part of the hair.

As for the cure; as soon as you perceive a horse to be seized with this distemper, let him bleed sparingly, two pounds of blood will be enough; then give him every morning for eight days together, a decoction of guaiacum, or of box-wood, and afterwards purge him, observing the same method as is prescribed for the farcin, *which see*.

In the mean time you must shave away the hair, and if the leg be not goured, rub the sore places very hard with a wisp in or-

der to apply the following ointment for drying up water sores:

Take a pound of black soap, an ordinary glass full of spirit of wine, two ounces of common salt beaten small, and three ounces of burnt allum, with a sufficient quantity of meal: make an ointment of these, to be laid on the part without any covering or bandage. The next day wash the place very clean with new made urine, and apply the ointment several times, washing it as before.

*Water Spaniel; how to train, and order him for the game in fowling.*

The water dog is of such general use, and so common amongst us, that there needs no great description of him; but there are great differences amongst them, as well in proportion as otherwise.

As to colour, the curious will make a difference, as the black to be the best and hardiest; the spotted or pied, quickest of scent, and the liver-hewed quickest in swimming: but, in truth, colour is not material, for without doubt there are good and bad of all colours, and that by experience is found: but his breeding, training up, and coming of a good kind, are the chief things; yet it must be confessed, that as to handsomeness, the colour is to be regarded, so is the proportion as to the shape; and then his head should be round, with curled hair, his ears broad and hanging, his eyes full and lively, his nose short, his lips like unto an hound's, his neck thick and short, his shoulders broad, his legs straight, his chine square, his ribs with a compass, his buttocks round, his thighs brawny, his belly gaunt, his pasterns strong and dew-clawed, and his fore-feet long and round, with his hair in general long and curled, not loose and shagged; for the first sheweth hardiness and strength to endure the water, and the other much tenderness and weakness.

Now for the training and bringing him up, you cannot begin too early, I mean to teach him obedience, when he can but lap, for that



that is the principal thing to be learned; for being made to obey, he is then ready to do your commands, therefore so soon as he can lap, teach him to couch and lie close, not daring to stir from that posture without your commands; and the better to effect this, always cherish him when he does your will, and correct him when he disobeys; and be sure to observe, that in the first teaching him, you never let him eat any thing, but when he does something to deserve it, that he may thereby know, that food is a thing that cometh not by chance, or by a liberal hand, but only for a reward for well-doing; and this will make him not only willing to learn, but apt to remember what he is taught without blows, and to that end, have no more teachers than one, for variety breeds confusion, as teaching divers ways, so that he can learn no way well.

Another thing is, you must be very constant to the words of direction by which you teach him, chusing such as are most pertinent to that purpose, and those words that you first use, do not alter, for dogs take notice of the sound, not of the *English*, so that the least alteration puts them to a stand: for example, if you teach him to couch at the word *down*, this will be a known command unto him; and I am of opinion, that to use more words than what is necessary, for one and the same thing, is to overload his memory, and cause forgetfulness in him.

And this method should be observed; as to the setting-dog.

You must teach him also to know the word of correction, and reprehension, for no lesson can be taught without a fault; and no fault should escape without reprehension, or at least of chiding, and in this be as constant to a word; as, *Go too, firrah, rascal*, or the like; which at first should be used with a lash or jerk, to make him know, that it is a word of wrath or anger; neither must such words proceed from you lovingly or gently, but with passion and roughness of voice, together with fierceness of looks, that the whelp may tremble when he hears you speak thus. You must have certain words of cherishing when he hath done well, that

he may be thereby encouraged, as, *That's a good boy, well done*, or the like, using therewith cheerfulness of speech, not without actions of favour, as spitting in his mouth, clapping him on the back, and the like; you must also use some words of advice, that when he is at his sport, he may the better perform the same, and they may serve to spur or put him forward with more cheerfulness of spirit, as, *Take heed, hem*, or the like.

When your whelp is brought to understand these several words, *viz.* of instruction, correction, cherishing, and advice, and that he will couch and lie down at your feet, how, when, and as long as you please, and that with a word, or look only; then teach him to lead in a line or collar, and to follow at your heels, without coming too close or hanging back; the meaning of this is, to teach him to be more familiar and obedient unto you.

Having brought him to perfect obedience, to follow you in a line, the next thing must be, to make him follow you in like manner loose, without a line, and always to be at your heels, and to lie down by you without your leave to the contrary: this is as necessary a lesson as can be taught him, for he must be so but upon special occasions, as to raise up fowl from their haunts, and find out, and bring what you have shot or killed, unto you.

The next lesson to learn him 'is, to fetch and carry any thing that you shall command him; and this you may begin to teach him by the way of sport, as by taking your glove, and shaking his head, making him to catch at it, and to play with it; and sometimes let him hold it in his mouth, and strive to pull it from you; then cast it a little way from you, and let him muzzle it on the ground; then take it from him gently, giving him cherishing, as, *That's a good boy, well done*, or the like.

After you have spent some time in this, and that you find him to take it from the ground, and to hold it in his mouth, as it were, from you; then begin to cast it further and further, giving him your command, saying, *Fetch, or bring it, firrah*; and if he brings

brings it, then cherish and reward him with meat, or a crust of bread, and let him have no food, but what he deserves by doing his lesson, and by your continual practice he will fetch your glove, or any thing else you throw out for him.

If at any time he offers to run away with your glove, or to toss it up and down wantonly, not bringing it you orderly, then first give him your word of instruction.

And if that will not do, your word of correction; and if neither avail, then proceed to blows, and give him nothing to eat as a reward, until he doth as you command him.

When by this means you have made him perfect, and that he will fetch a glove readily where-ever you throw it, bringing it to you, although in company, and all call him to come to them; you must then make much of him, and reward him very well: and having trained him to fetch your glove, then proceed to teach him to fetch whatsoever you throw from you, as balls, sticks, stones, money, or any thing that is portable.

As also teach him to carry live or dead fowl, and with a tender mouth, that when you have occasion to use him for the sport, he may bring them to you without tearing, or so much as bruising a feather.

As you walk with him in the fields, drop something behind you unknown to him; and being gone a little way, send him back to seek it, by saying, *Back, firrab, I have lost*; and if at first he stand amazed, urge him still, and cease not by pointing to him the way you would have him go, until by seeking out he finds that which you so dropped; which make him take up, by saying, *That's it*, and to bring it after you; then drop it again, going twice as far as formerly, causing him to go back to seek it, not leaving him till you have made him find it, and bring it to you, for which cherish and reward him; and where he fails, there chastise or chide him, sometimes with angry words, other times with blows, and sometimes keep him fasting, according to his offence; and thus do until he will hunt the way back which you went, were it above a mile.

But if your dog happen to bring you a wrong thing, you must receive it from him, and cherish him; but send him back presently again, saying, *Away again*, or, *I have lost more*, and be not satisfied until he hath brought you the right thing; and if he return without any thing, then be sure both to chide and beat him for his sloth and negligence.

When he will thus fetch, carry, and find out things thus lost, then train him to hunting, beginning first with tame fowl, which, by your help, (when they dive, or otherwise) you may with little labour make him take, which will hearten and encourage him to the sport.

After this, make him use all his cunning without your assistance, whether he gets or loses the game, and according to his desert, reward or correct him: by this practice he will become master of his game; and be sure always that he bring his game (when taken) to the shore unto you without hurting it,

Your next business should be, to train him unto your fowling-piece, causing him to follow, as it were, step by step behind you, and under the covert of your shadow until you have shot, or else to couch, or lie close, where you appoint him, by saying, *lie close*, until you have shot; and then upon the least notice, or beckoning, speedily to come and do what you command.

Some dogs are so expert, as to have their eye upon the game, and upon a gun's going off, immediately run to fetch it; but it is adjudged not so good, for the piece should not be a warning to him, but your command; and if you give him this liberty at your shooting, when you come amongst your nets or lime-twigs, as soon as he seeth the fowl entangled and flutter their wings, he will presently rush in amongst them, and will occasion the spoiling your lime-rods, and the tearing or entangling your nets.

The spaniel is of great use in moulting-time, that is, when the wild-fowl cast their feathers, and cannot fly, but lie lurking about in secret places; which season is between summer and autumn: at which time  
take



take your dog into such places where they resort, causing him to hunt about; and when he finds them, they are easily taken, because they cannot fly.

In fenny countries, where fowl do much resort, great quantities may be so taken, driving them into places where you must have nets ready fixed, as in narrow creeks, or the like.

These fowl, if taken and kept tame, and fed with beasts livers, whey, curds, barley, paffe, scalded bran, and the like, are excellent food, far surpassing those absolutely wild, both for plumpness, fatness of body, and also for sweetness of taste.

**WATTLES**; the gills of a cock, or the naked red flesh that hangs under a turkey's neck.

**WEAK**; easy branch. See **BANQUET** and **BANQUET-LINE**.

#### *Weaning of a Colt.*

When you have a mind to wean a foal, take it from it's dam the over night, and put it in some empty place where it may rest, and out of the hearing of the mare.

The next morning give the foal fasting, a sprig or two of favin, rolled in butter, and keep him fasting for two hours after; then give him a little meat, as grass, hay, or chaff, with some clean water; manage him thus for three days one after another, by which time he will have forgot the dam; and if you intend to make a gelding of him, geld him; and after the swelling is asswaged, put him into a pasture, with other colt-foals by themselves, and the fillies into a pasture by themselves.

Let these pastures be spacious pieces of ground, where they may run till they are fit for the saddle.

**WEAR** } a flank or great dam in a river,  
**WARE** } contrived for the taking of fish,  
or for conveying the stream to a mill.

#### *To destroy Weasles.*

Take sal armoniac, pound it, and with wheat flour and honey make it into a paffe,

with the white of an egg, lay it in pellets where they come, and it will kill them.

To prevent their sucking hen's eggs, lay rue about the roost, and they will not come near them.

To **WEATHER** A **HAWK**, [in Falconry] is to set her abroad to take the air.

**WHEEZING**, OR **BLOWING** IN **HORSES**, is quite different from purfiveness: for this wheezing does not proceed from any defect in the lungs, but from the narrowness of the passages between the bones and gristles of the nose.

And farther, these horses do not want wind; for notwithstanding they blow so excessively when exercised, yet their flanks will be but little moved, and in their natural condition.

2. There are other horses that are thick winded, that is, have their breathing a little more free than the former; but neither the one nor the other are agreeable, or for any great service.

Yet a person may be liable to be mistaken in this case, for when a horse has been kept a long time in the stable without exercise, he will, at the first riding, be out of breath although he be neither a blower, nor thick winded.

3. There are some wheezers or blowers, that rattle and make a noise through the nose; but this impediment goes and comes, and is only occasioned by abundance of phlegmatic stuff; for their flanks will not redouble, neither will they have a cough with it, and therefore they cannot be purfy.

**WHELPS**; those who would have fair hounds, should chuse fair bitches, and such as are strong and well proportioned in every part, with large ribs and flanks.

The best season for coupling hounds, is in *January, February, and March*, for then they will litter in a good time of the year (that is in the spring) so that they will be fit to enter in due course without loss of time, or of the season; for if bitches litter in the winter, it is very troublesome to bring up their whelps, and it will be difficult to keep them alive; cold being very injurious to all young creatures.

The dogs that line the bitches must not be above five years old, for if they are older (it is the opinion of many) the whelps which they get will prove dull and heavy.

You ought also to be sure to get good dogs for the bitches at their first growing proud, for some persons have made this observation, that if it be a mastiff, grey-hound, or hound, that first lines a bitch, in all the litters that she will have afterwards, one of her whelps will resemble the dog that first lined her.

And although the first litter of whelps is not accounted so good as the second or third, because they are supposed to be both weaker and smaller, yet you should not fail to have her lined at first with a good fair hound.

When a bitch has grown proud, it is not good to cool her in the water; for that congeals the blood within her veins and arteries, and causes the belly-gripes, manginess, and other diseases.

When a bitch begins to grow pretty big with whelp, suffer her not to hunt, or use any violent exercise, for that may cause her to cast her whelps; take care to feed her well, and provide her a clean and private place to litter in, and keep them there for a few days, that they may be familiarized with it.

When your bitch has littered, chuse those you intend to keep, drowning the rest; there will indeed be some difficulty in chusing the best: for, according to the opinion of some, those will be the swiftest and best, that are the lightest while they suck; but will not be the strongest: others tell us, that that whelp that sees the last is best; and others advise to remove the whelps, and lay them in several places, watching the bitch, and that whelp which she carries first to the kennel, will prove the best.

Let the whelps have good fresh straw to lie on, and let it be often changed; nor do not let them be exposed to the sun-shine or rain; and it will be of advantage to them to anoint their skins once or twice a week with nut-oil, mixed with saffron pounded, which will not only keep them from being annoyed with flies, but will kill worms of all kinds.

When the whelps are fifteen days old, let them be wormed, and a week after, cut or twist off one joint of their sterns; when they can see, give them milk to lap; and when they are two months old wean them, keeping them from their dams; they then ought to be well fed, but not too high kept; and now and then put some cummin seeds in their bread, to expel or keep wind out of their bellies.

Some indeed advise to let the whelps suck three months, and afterwards to wean them, and then to put them to be kept in villages, till they are ten months old; giving a strict charge to those who keep them, not to suffer them to eat carrion, and not to suffer them to frequent warrens, which will be injurious to them.

Let them be fed with bread made of wheat, for rye bread will pass too soon through them, and is so light, that they will be narrow backed: whereas hounds ought to have broad ones.

They having been kept in this manner till ten months old, take them up and put them into the field amongst others, that they may be inured to live after the same manner; about which time begin by degrees to couple them with others, that they may learn to go a hunting.

Five or six days practice of this may do, and in order to make them tractable, in case they go astray or open unseasonably, let them now and then feel the smart of your whip.

**WHINE**, an hunting term, used for the cry of an otter.

**WHIPPING IN ANGLING**, is the fastening a line to the hook or to the rod; it is also used for the casting in of the hook, and drawing it gently on the water.

**WHITE FACE OR BLAZE**; is a white mark upon horses descending from the fore-head, almost to the nose. See **CHANFRIN**.

**WHITE FOOT**: is a white mark that happens in the feet of a great many horses, both before and behind, from the fetlock to the coffin.

The horses thus marked, are either tramelled, cross-tramelled, or white of all four.

Some



Some horsemen place an unlucky fatality in those white of the far foot-behind. See CHAUSSE-TROP, HAUT, and TRAMMELED.

WHITE FOOTED, [in Farriery] a quality of which it is said there are four good marks belonging thereto, and seven bad ones.

The first good mark is when the horse has only his fore-feet, and the second is when he has his near hind-foot white.

The far hind-foot white is accounted a bad mark.

The two fore-feet white, is accounted a bad mark, but not very common.

The two hind-feet white, is a good mark, especially if he has a star or blaze in his forehead.

The two fore-feet, and one hind-foot white, is somewhat better than the two fore-feet alone.

Four white feet are an indication of good nature; but such horses for the most part are not very strong; and their fore-feet will incline to be brittle, by reason of the whiteness of the horn.

Two feet on a side white is a bad mark, and so likewise when a horse is cross white-footed; though this by some is accounted a good mark, to have the far fore-foot and near hind-foot white, especially if he have a star with it.

ERMINED WHITE-FEET, are such as are freckled with little black spots round the coronets, an excellent mark.

Lastly, the higher the white ascends upon a horse's legs, he is so much the worse.

But after all, the judgment drawn from marks and colours, is according to men's fancies; there being good and bad of all marks, as well as of all colours.

WHITE-HOUND, those hounds which are all of one colour are accounted the best hounds: in like manner, those which are spotted with red; but those that are spotted with a dun colour are esteemed of little value, being faint hearted, and cannot endure much labour.

But if they happen to be whelped coal black, which seldom happens, they commonly prove incôparable hounds.

But if white-hounds are spotted with black, experience tells us they are never the best hare hunters. White and black and white and grey, streaked with white, are also the most beautiful.

WHUR [in Falconry] a term used for the fluttering of partridges and pheasants as they rise.

A WILD BOAR, is called the first year a pig of the founder, the second year a hog, the third a hog-steer, the fourth a boar; at which age, if not before, he leaves the founder, and then he is called a singler, or fangler.

*To take Wild-fowl with Lime Springs, &c.*

Having found out any place where wild-fowl resort, either great or small, make use of this device.

Procure a bundle of sticks about a foot in length, sharpen them at one end, and let them be such as are forked at the other; stick these into the ground slightly, only so as to bear up the lines or cords hereafter mentioned, placing these sticks in strait lines, and at equal distances, all over the whole place where they resort.

Provide a sufficient quantity of pack-thread or small cord, and daub it all over with strong bird-lime, if you design it for strong fowl, or to be used in the water, or otherwise ordinary birdlime will serve well enough.

Set the sticks not above six feet distant one from the other, and let the sticks be of such proportions; as to be able to bear up the lines, which are to be laid all along over the forks, fastening the ends of the lines to the last sticks with slipping knots, that when any fowl comes to touch on any part of the line, the whole line may give way to ensnare it, so that the more it strives to get away, the faster it will be held.

If you set against the morning, fix the rods or sticks over night; and lay the lines on at least an hour before day; for if they are not laid so soon, it will be great odds but the fowls will be there before you.

But if you set for the evening, you must

set up sticks and lines before fun-set, lest the fowls resorting thither, and finding you there, be frightened and avoid the place; and it will also be proper to strew baits for them to entice them thither.

If you place these rods in the water, then you must set them so, that the lines be not above five or six inches above the water, that the fowl may touch on them as they swim to and fro, and you may then fix one end of the line, and only let the other end be with a running knot, and so you may be assured of finding what are caught.

If you set over any water, the sticks must be either longer or shorter, according to the depth of the water.

This device will not be so good in light nights; but in thick and dark fogs it is very good, for there is no need to watch them, but only to go to the place every morning and evening, and when you have made trial of one place you may remove to another haunt, and still preserve and supply the sticks, lines, and lime, as you see occasion.

If you set for water-fowls, it will not be amiss that some of the lines be about two feet high above the water, that they may ensnare the fowls as they make their flights, before they descend into the water, it having been observed that they are used to fly at about that distance at such times.

**WILD-GOAT**; an animal as big as a hart, though not so long-legged, but fleshy: they have wreaths and wrinkles on their horns, by which you may know what age they are, for according to the number of them, so many years old they are.

These wreaths this animal moves but not his beam, which if it be an old goat, it may be as big as a man's leg: they have also a large long beard; are of a brownish grey colour, very shaggy, having a black list down the ridge of their back, and their track is larger than the slot of an hart.

They fawn in *May* as a hind or doe does; they bring forth but one, which they suckle and bring up in the same manner as the tame goat does her kid; but about fawning time, the females separate from the males till rut-

ting-time; in the mean-while they will run at man or beast, and fight as harts do one against another.

They go to rut about *Alballowtide*, and continue therein a month or five weeks; when that season is over they descend from the mountains and rocks, which are their constant abode for the summer-season, and herd themselves not only to avoid the snow, but because they can find no food any longer; yet they do not come very low, but keep at the foot of the hills till about *Easter*; when they return again, every one chusing some strong hold in the rocks as the harts do in the thickets.

The male when he goes to rut, has his throat and neck much bigger than usual; he has a very strong back, and what is most strange, though he should fall from on high ten poles length, he will receive no harm, but will walk as securely on the sharp tops of rocks, as an hare on the highway.

In the last place, this beast feeds like a deer, only besides ivy he will eat moss, and the like stuff; in the spring they make their fewmets round, and afterwards broad and flat, as the hart does when he comes to feed well.

**WILD-GOAT HUNTING.** The chief season for this sport is at *Alballowtide*; but before you begin to hunt, you should take great notice of the advantage of the coasts, the rocks and places where the goats lie; then set nets and toils towards the rivers and bottoms, for it cannot be expected that the hounds should follow a goat down every steep place on the mountains.

It will also be necessary for some body to stand on the rock and throw down stones as occasion requires; and where the goat goes down the small brooks or waters in the bottom, there you should place your re-lays; but let them never stay till the hounds come to it that are cast off; this is the best help, for a man can follow neither on foot nor on horseback.

**WILD-GOOSE-CHASE**, a method of racing that takes it's name from the manner of the flight of wild-geese, which is generally one after another; so the two horses after the



the running of twelve score yards, had liberty, which horse soever could get the leading to ride what ground he pleased, the hindmost horse being bound to follow him, within a certain distance agreed on by articles, or else to be whipt up by the triers or judges which rode by; and which ever horse could distance the other, won the match.

But this chace was found by experience so inhuman, and so destructive to good horses, especially when two good horses were matched; for neither being able to distance the other, till both ready to sink under their riders through weakness, oftentimes the match was obliged to be drawn, and left undecided, though both the horses were quite spoiled.

This brought up the custom of train-scents, which afterwards was changed to three heats and a strait course; and that the lovers of horses might be encouraged to keep good ones, places have been erected in many grounds in *England*.

**WIND:** a horse that carries in the wind, is one that tosses his nose as high as his ears, and does not carry handsomely.

The difference between carrying in the wind, and beating upon the hand, is that a horse who beats upon the hand, shakes his head, and resists the bridle; but he who carries in the wind, puts up his head without shaking, and sometimes bears upon the hand.

The opposite to carrying in the wind, is arming and carrying low; and even between these two, there is a difference in wind. See **BREATH**.

**WIND BROKEN:** different authors have been of various opinions, with regard to its cause, and why some horses should be more subject to it than others; but among all the opinions, hitherto delivered, that of the ingenious *Mr. Gibson* seems the best founded. He thinks that its source is frequently owing to injudicious or hasty feeding of young horses for sale, by which means the growth of the lungs, and all the contents, within the chest, are so increased, and, in a few years, so preternaturally enlarged, that

the cavity is not capacious enough for them to expand themselves, and perform their proper functions. Nor is this opinion founded on bare conjecture; horses that have died broken winded have been opened, and the lungs, and other parts, found too large for the chest.

But though hasty feeding is often the cause of this disorder, yet it is not always so. A narrow chest may naturally produce it, and it has been observed, that horses rising eight years old, are remarkably subject to this disorder.

The reason why this disorders becomes more apparent at the above-mentioned age, than at any other, may be, because a horse then arrives at his full strength and maturity: at six he commonly finishes his growth in height, when he lets down his belly and spreads, and all his parts are grown to their full extent; so that the pressure on the lungs and midriff is now increased.

Dissections of horses that have died broken winded, have sufficiently proved what we have observed above, namely, that not only their lungs, together with the heart and its bag, were preternaturally large, but also the membrane, which divides the chest, and that the diaphragm, or midriff was remarkably thin. In some the disproportion have been found so large, that the heart and lungs have been almost twice their natural size, perfectly sound, and without any ulceration whatever, or the least defect in the wind-pipe, and its glands.

From these observations it abundantly appears, that the enormous size of the lungs, and the great space they occupy, by hindering the free action of the midriff, is the principal cause of this disorder; and as the lungs themselves are found much more fleshy than usual, they must consequently have lost a great part of their spring and tone.

As therefore the cause of this distemper proceeds from the largeness of the lungs, we may conclude, that it is one of those diseases to which a horse is subject, that cannot be cured by art, and that the boastings of those who pretend to cure it, are built on a sandy foundation, as will prove in the end

vain

vain and frivolous. They may, indeed, mitigate the symptoms, and give some relief to the creature; but an absolute cure, is not in the power of any human being. All therefore that we shall pretend to do, is, to lay down some rules, which will have a great tendency to prevent this disorder, if pursued in time. But if they should not be sufficient, we shall give the form of some remedies that will mitigate its force, and render the horse capable of performing good service notwithstanding his misfortune.

The first symptom preceding a broken-wind is an obstinate, dry cough, attended with neither sickness nor loss of appetite; but on the contrary, a disposition to foul feeding, eating his litter, and drinking large quantities of water,

When a horse is troubled with this obstinate dry cough, and eats his litter, &c. it will be necessary to bleed him, and give him the mercurial physic, already prescribed, and repeat it two or three times. After which, give the following balls for some time, which by experience have been found of the greatest efficacy in removing obstinate coughs:

Take of arum mosaicum finely powdered, eight ounces; of myrrh and elecampane pounded, of each four ounces; of anniseeds and bay-berries, of each an ounce; of saffron, half an ounce: make the whole into balls with oxymel of squills.

Or, as the arum mosaicum, is not easily produced, give the following:

Take of gum ammoniacum, galbanum, and assafoetida, of each two ounces; of squills, four ounces; of cinnabar of antimony, six ounces; of saffron, half an ounce: make the whole into balls with honey.

One of these balls, about the size of a pullet's egg, should be given every morning.

But it is not enough to give proper medicines: the diet of the horse must be carefully attended to, if we would hope for success: in order to this the horse should eat very sparingly of hay, which as well as their corn may be wetted with chamber-lye, or fair water, and this will make them less craving

after water, which should by all means be prevented.

The chamber-lye is best for this purpose, because the volatile salts it contains, will be a means of removing their thirst. For the same reason garlick is found very efficacious in this disorder; two or three cloves being given in each feed; or three ounces of garlick bruised and boiled in a quart of milk and water, and given every other morning for a fortnight, have been found very serviceable; and therefore so easy a remedy should never be neglected; for by warming and stimulating the solids, and at the same time dissolving the tenacious juices, which choke up the vessels of the lungs, it greatly relieves these complaints.

Moderate exercise should never be omitted in broken winded horses, and though for the first summer after they have not been able to endure much labour, yet many have been found less oppressed the second, and some scarce perceptibly affected the third; and even able to perform a long journey, or endure great fatigue: And were it possible to keep a horse constantly in the field, and taken up only when used, he would be able to do good service for many years.

But it may not be improper to observe, that those who hope to cure a broken winded horse, or even one that is troubled with an obstinate cough, by putting him to grass, will find himself wretchedly mistaken; for on his being taken into the stable, and fed with dry meat, he will be much worse than before, for want of that open and moist food he had been accustomed to; and some which were only troubled with a dry cough when they were put to grass, have returned broken-winded. It should therefore always be remembered, that if you have not the conveniency of keeping your horse for a constancy abroad, not to put him to grass at all, as instead of curing, it will tend to augment the disorder.

In short, the grand secret of managing horses of this kind, consists in having a particular regard to their diet and exercise: a moderate quantity only of hay, corn, or water, should be given at one time, and the



the former constantly moistened, to prevent their requiring too great a quantity of the latter; and giving them moderate exercise, but never any that is violent. By this method, and giving the following ball once a fortnight or three weeks, the horse will be able to do good service, for many years, provided his labour be never too violent.

Take of succotrine aloes, six drachms; of myrrh, galbanum, and ammoniacum of each two drachms; of bay-berries, half an ounce: make the whole into a ball with a spoonful of oil of amber, and a sufficient quantity of the syrup of buckthorn.

This ball operates so gently, that there is no need for confinement, except on the very day it is taken, when the horse must have warm meat and warm water.

Or, take mullet-leaves, dry them and reduce them to a fine powder, mix them with common honey, make them up into balls, about the size of a pigeon's egg; give the horse three at a time for fourteen or fifteen days together, and let him not drink any cold water during the time; let his exercise be moderate, his hay sprinkled with water, and wet his oats with good ale or beer.

Or, peel twenty cloves of garlic, and bruise them in a wooden bowl, and roll the garlic in a quarter of a pound of butter, into four or five balls, about the size of a walnut, and give them the horse.

This medicine may be given to any horse of what state soever, if he be affected either with a cold, or pose in the head, for it purges the head and lungs.

This is to be given in a morning fasting, and he must be rid moderately for half an hour after; and if you please you may repeat this dose for three mornings successively.

**WIND GALLS IN HORSES**, a disease, being bladders full of a corrupt jelly, which being let out, is thick, and of the colour of the yolk of an egg; they are sometimes large; and sometimes small, and grow on each side of the fet-lock joints upon all four legs, and are often so painful, especially in the summer season, when the weather is hot, and the ways hard, that they cause him not only to halt, but even to fall.

They are caused, for the most part, by extreme labour and heat, whereby the humours being dissolved, flow to the hollow places about the nether joints, and there settle, which is the cause of this malady.

The usual method is, to open them the length of a bean, and so press out the jelly; and then to apply the white of an egg, and oil of bay, with hards plaister-wise thereto: or, after the jelly is out, wrap a wet woollen cloth about it, and with a tailor's hot pressing-iron rub upon the cloth till all the moisture is dried up; then daub it all over with pitch, mastich, and rosin boiled together, and lay hards over all, but you must first shave away the hair, and open the forrance.

At the first appearance of a wind-gall the tumour should be bathed twice a day with vinegar or verjuice, and a proper bandage applied to the part. Or you may foment the swelling with a decoction of oak bark, the rind of pomegranate, and alum, boiled in verjuice; and after the fomentation apply a proper bandage.

Sometimes neither of the above methods will answer the intention, and consequently there will be a necessity to have recourse to others, and accordingly several have been given by different authors; but the best is mild blisters, which will never fail of drawing off by degrees both the air and fluid matter, contained in the tumour, and consequently of curing the disease. In order to this, a small quantity of the blistering ointment should be laid on every other day for a week, during which a plentiful discharge will be produced, and the swelling dispersed. This method will not only cure the disease, but also cure it without leaving a scar, or stiffening the joint; both which are the common consequences of firing. But you should use the milder blistering ointment; I mean that without the corrosive sublimate.

A Wind-gall upon the sinew, that grows hard, makes a horse halt, and in the end, makes him lame.

Your long jointed horses are apt to be wind-galled, tho' they work never so little.

The

The Wind-galls that we call firewy, happen commonly in the hinder legs, and nothing but fire can cure them; nay, sometimes fire itself will not do. *See also VESIGNON.*

**WITHERS** OF A HORSE, begin where the mane ends, being joined to, and ending at the tip of the shoulder-blades.

These parts should be well raised and pretty strong, because it is a sign of strength and goodness; they keep the saddle from coming forward upon the horse's shoulders and neck, which immediately galls and spoils him, and a hurt in that place is very difficult to cure; they should also be lean and not too fleshy, for then they will be more subject to be galled.

As to fores in the withers: the origin of these diseases indicate the cure. If they are caused by accidents, and rendered formidable by neglect, care should be taken not to let it increase by time; but as soon as they are discovered, attempt the cure, which may in general be performed by bathing the part with hot vinegar three or four times a day. If this should not be sufficient to disperse the tumour, let an ounce of oil of vitriol be added to a quart of vinegar, and the part well bathed with it. You may dissolve an ounce of white vitriol in a little water, and add the solution of the mixture of oil of vitriol and vinegar, which will augment the repellent quality of the medicine. If the swelling be attended with heat, smarting, and little hot watery pimples, it should be bathed with the following mixture, instead of that given above:

Take of crude sal armoniac two ounces; boil it in a quart of lime water, or when lime water cannot be had, in the same quantity of common water, adding an handful of pearl ashes; take it from the fire, and when settled pour off the clear part of the decoction, and add to it half its quantity of spirits of wine. Bathe the part well with this mixture, and afterwards anoint it with linseed oil, or ointment of elder, which will soften and smooth the skin.

The above methods will be sufficient to cure any disease of the withers arising from

external injuries; but these are not the only accidents they are subject to; tumours often arise there from internal causes, as the crisis of fevers and the like. Whenever this happens you must be very careful not to use repellents of any kind, but do every thing you can to assist nature in bringing the swelling to maturity, which cannot be more effectually done than by a suppleing poultice. Nor will any thing more be required than to renew it at proper intervals till the tumour breaks of itself, for experience has abundantly shewn that it is much better to let nature herself open the tumour than to do it by incision. But when the tumour is broke, it will be necessary to enlarge the natural orifice, and pare away the lips of the abscess, that your dressing may be better applied to the bottom of the fore; taking particular care in your use of the knife to avoid the ligament which runs along the neck to the withers; and if it should degenerate into a fistula, the cure must be performed in the manner laid down in the article on ulcers.

While the outward cure of hurts in the withers is performing, you should give the horse a dose of Cinnabar pills for two days together, keeping him bridled for two hours before and after taking of them; and the same course is to be repeated after an interval of two days.

**WITHERS**, of the bow of a saddle. *See Bows.*

**WITHER-BAND**, is a band or piece of iron laid underneath a saddle about four fingers above the withers of the horse, to keep tight the two pieces of wood that form the bow.

**WITHER-WRUNG**; a horse is said to be wither-wrung when he has got a hurt in the withers; and that sort of hurt is very hard to cure.

**WOLF**; a kind of wild mastiff, that preys upon all kind of things, and will feed on carrion, vermin, &c. They will kill a cow or a bullock; and as for a sheep, goat, or good porker, they will easily carry him off in their mouths, without it's touching the ground; and will, notwithstanding the load,



joad, run away so fast, that they are hardly to be stopped but by mastiffs or horsemen. There is no beast that runneth faster than the wolf, and holdeth so long in speed. A dog-wolf may be known from a bitch by the tracts of his feet; for the dog-wolf has a greater heel, toe, and nails, and a bigger foot; besides, the bitch commonly casts her fiants in the middle of the highway; whereas the dogs cast them either on one side or other of the path.

When any one would hunt this creature, he must train him by these means: first let him find out some open place, a mile or more from the great woods, where there is some close standing to place a brace of good greyhounds in, if occasion be, which should be closely environed, and some pond of water by it: there he must kill a horse that is worth little, and taking the four legs thereof, carry them into the adjoining woods and forests; then let four men take each of them a leg of the horse, and drag it at his horse's tail all along the paths and ways in the woods, until they come back again to the place where the carcase of the said beast lies; there let them lay down their trains. Now when the wolves go out in the night to prey, they will follow the scent of the train, till they come to the place where the carcase lies: when let those who love the sport, come with their huntsmen early and privately near the place; and if they are discernable as they are feeding, first let them consider which way will be the fairest course for their greyhounds, and place them accordingly, and as near as they can let them fore-stall with their hounds, the same way that the wolves did or are flying either then or the night before; but if the wolves be in the coverts near the carrion that was laid for them to feed on; in such case, let there be hewers set round the coverts, to make a noise on every side, but not that where the greyhounds are placed, and let them stand thick together, making what noise they can to force them to the hounds; then let the huntsman go with his leam hound, and draw from the carrion to the thicket's side, where the wolves have gone in; and there the

huntsman is to cast off the third part of his best hounds, for a wolf will sometimes hold a covert a long time before he comes out; the huntsmen should keep near the hounds, and encourage them with their voice; for many hounds will strain courtely at this chace, although they are fit for all other chaces. This creature will stand up a whole day before a good kennel of hounds, unless greyhounds or wolf-dogs course him. If he stand at a bay, have a care of being bit by him; for being then mad, the wound is hard to be cured.

It is best entering of hounds at young wolves which are not above half a year old, for a hound will hunt such more willingly, and with less fear than an old wolf; or they may be taken alive with engines, and breaking their teeth, you may then enter the hounds at them.

When the wolf comes to the greyhounds, they who hold them ought to suffer the wolf to pass by the first rank, until he advance further, and then let the first rank let loose their greyhounds full in the face of the wolf; and at the same instant let all the other ranks let slip also; so that the first rank staying him but ever so little, he may be assaulted on all sides at once, by which means they shall the more easily take him.

**WOLF-NET**, a kind of net so called, because it is a great destroyer of fish, as well in rivers as ponds, and may not unfitly be called the little raffle, as being exactly the same, except the four wings. See *Plate XVI*.

The first figure represents it only with the traces or lines, that the form and proportion thereof may the better be apprehended.

You must begin to work it upon sixteen meshes of lever, and to cast the accrues from four, to four meshes to the first row made, near the lever, and continue the other rows in the same manner, making the accrues over-against those found at the ranges of the preceding meshes, until the net comes to be a foot and a half long, which will be one of the gullets.

When you are come to this length, you must give over making any more accrues;

and work without increase or diminution; and when you have brought it to be three feet more in length, leave an opening. See *Plate XVI*.

Instead of working all that you have hitherto done to your net round ways, return upon your work, and when you come to the mesh, where you have altered the method of working, go back upon the meshes you have done, and when you are come to the end, do the same again, and continue this way of making the meshes till you have wrought a foot in length; and then work round ways, as at first, till you have brought it to be three feet more in length.

This trunk or coffer will consist of seven feet without the two gullets: then make the second gullet, by taking two meshes at a time at each quarter of the round of the net, in order to diminish it to sixteen meshes, as you had begun at the other end.

When this is done, fasten it to the hoops, by putting the first A, E, G, S, exactly upon the range of meshes, near the first, where you have cast your accrues; and the other D, K, V, F, on the other end of the coffer, that so the other two hoops between both ends, denoted by the letters B, H, C, I, may be at an equal distance; then adjust the gullets like those of the coffer of the raffle, closing the regard M, the four hoops which you use to the wolf, will be as big as those of a tun, which may be made use of upon this occasion.

This net must be carried to the water-side near the place where you intend to pitch, which to do well should be some ground full of rushes, sedges, and such like water-grass; then, with a paring knife, quarter out a place for the nets by cleansing away all the trash and weeds near it, the larger the better, especially if you cut two allies in a direct line, a pretty length, one on each side the net, by which the fish might be invited, and, as it were, guided to the net.

Then you having ready four sticks or poles D, E, K, U, about the thickness of a man's arm, and in length five feet and a half,

with holes and notches near their ends; tie them with cords round the hoops to keep the net tight, as is represented by the letters A, B, C, D.

Let also four little cords hang to the stick G, H, I, K, in order to tie stones to them, to sink the net to the bottom of the water; and also fasten a cord L, R, three fathom in length, to the pole L, for drawing the net to shore, that you may not be obliged to go into the water for it, though perhaps you were forced so to do, when you laid it there: this do, especially if you place the net in the middle of any wide river; but if you place it within ten or twelve feet of the bank, you may then cast in the net, and settle it afterwards, according to your mind, by the help of a long pole, or the like, tho' the former is the better way, but indeed more troublesome.

**WOLVES-TEETH**; an inconvenience that happens to a horse, being two small teeth which grow in his upper jaws, next the great grinding teeth, which are so painful to him that he cannot endure to chew his meat, but is forced either to let it fall out of his mouth, or to keep it still half chewed.

For the cure: tie up the horse's head to some post or rafter; open his mouth with a cord as well as you can, and having an iron instrument made like a carpenter's gouge, with the left hand set the edge of the tool to the foot of the wolves teeth on the outside of the jaw, turning the hollow side of the tool downwards, and knock it out as steadily as you can with a mallet, and put some salt finely powdered into the holes.

Now if the upper jaw-teeth hang over the under jaw-teeth, and so cut the inside of the mouth, then take your gouge and mallet, and pare the teeth shorter by little and little, turning the hollow side of the tool downwards towards the teeth; for by so doing, you shall not cut the inside of his cheeks: then file them all smooth with a file, not leaving any ruggedness, and wash the horse's mouth with salt and vinegar.

**WOOD-COCK**, is a travelling bird, having a very long bill, and spotted with grey.



grey. They commonly come into our and the neighbouring countries about the middle of *October*, and go away again in *March*. They do not stay above eight or ten days in a place; or if they tarry longer, it is because they are hurt, and so stay there till they are cured.

They seldom, if ever, fly in the day-time, unless forced to it by man or beast; and then they retire into thick woods, where there are void spaces covered on all sides, there they abide for the whole day, searching for earth-worms under the leaves, &c. When night comes, they go out of the woods in quest of water and meadows, where they may drink, and wash their bills, which they have fouled by thrusting into the earth; and having passed the night, as soon as the day begins to appear, they take their flight to the woods. In their flight, they use shady places, and coast it along a great way in search of the tallest woods, so that they may be the more concealed, and be more under covert from the wind. They fly always low, till they find some glade to go a-crofs, and love not to fly high, nor dare to fly among trees, because, like hares, they cannot see well before them, and for which reason are easily taken with nets spread along the forest, or in glades.

Your draw-nets are very profitable in such countries as are very woody, for you sometimes take a dozen of woodcocks in them.

Supposing then that your range of wood be about three hundred paces long, more or less, in some place towards the middle cut a walk through it, so that there may be a space of six or eight fathoms between the tree A, and the tree B; the place must be well cleared, and without trees, bushes, under-wood, or stones, and six fathom square; then prune, or cut off all the front boughs of the two trees, A, B, to make way for the net to hang and play without being entangled. See *Plate XVI. fig. 1.*

The next thing is, to provide two strong logs of wood, which open or cleave at the biggest ends, as marked C, and D: tie the middle parts fast to some boughs of the tree, as the letters E, and F direct, and let the

tops hang over as G, and H, represent, to the end that the next may be a little distanced from the trees: you should have always in readiness good store of pullies or buckles, made of glass, box, brass, or the like, which should be about the bigness of a man's finger, according to the form designed by the second figure, and fasten one at each end of the perches or logs G, and H.

Having tied on your pullies about two branches, marked 3, a certain cord of the thickness of one's little finger; then tie another knot in the said cord, about the distance of a hand's breadth, from the knot marked 4, and so let the two ends of the cord 5 and 6, hang down about a foot long each, that there-withal you may fasten them to the pullies, which are at the end of the perches or logs, as represented by the letters I, and L, close to the notches of the perches G, and H.

These notches serve to hinder the pullies from descending lower than the place where you would have it remain.

Then clap into each pully a small pack-thread, the end of each of which should reach to the foot of the trees, that by the help of them you may draw up two stronger cords into the same pullies where you hang the net, and not always be forced to climb up into the tree: these latter you may let always hang, provided you live by honest neighbours.

The last thing to be provided is a stand, to lie concealed, and wait for the coming of the woodcocks: it matters not on what side it be, provided it be over adroit, six or eight toises from the middle of the net, as at the place marked R.

About half a dozen boughs of about the height of a man, pitched up together, and interwoven, may serve for a stand; you may fit upon a little hawn or fern, and at three or four feet distance from thence towards the net, force a strong stake into the ground, at the place marked Q; whereon fasten the lines of the net when it is drawn up.

It is not necessary to make use of two pullies, one only is enough on a side; as at N, and the other at I; they tie a long pole at

one of its ends, and the other is fastened to a tree a little above C, by the means of a cord, which gives the pole liberty to be raised up or lowered, as you would raise up or lower the net; the sportsman should have one cord to hold, and place himself on the side of the tree B, where he may not be discerned.

When a woodcock is taken, the net must be let down as readily as possible, for he may by struggling make his escape, and then you must break a wing and crush his head: the net must immediately be set up again, for it may happen, the other woodcocks will come to be taken, which you miss, if tedious at your work.

If any beast come athwart you, you must let them pass under your net about five or six feet; then make a noise with a shout, and so let go: the beast, at the first noise, will retire back, and so become ensnared: to be sure, if you let go while he is just under the net, he will either spring forwards or backwards, and not be taken, but the most likely retire back.

It often happens, that a man perceives a great thoroughfare of birds between some coppice timber-woods over a certain piece of ground, where he wants the conveniency of a good tree, to oppose some other which possibly stands according to his mind; but whether he wants one or two, if he finds the place likely, and that, in probability, it will quit his cost; let him then take one or two trees fit for the purpose, and plant them deep in the ground, that they may stand all weathers.

If you would take woodcocks by nets in high woods, by driving them into them; your net must belike the rabbit-hays, but not so strong, and about twenty fathoms long, and you should have two or three of them.

Being provided with nets, and having the assistance of five or six persons to go into the wood with you, which should be at seven or eight years growth, for the older the better; go into some part thereof, about the middle, if it be not too large, and pitch your nets along as you do for rabbits, but one joining to the other, slope-wise, hanging over that way which you design to drive the cocks;

your nets being thus fixed, let your company go to the end of the wood, at about ten rods asunder, and having sticks in their hands, make a noise; as also use their voices, as if they were driving cattle along, and so go forward and forward, till you come to the place where the nets are set, and you will not fail to catch those in that part of the wood: then when that part of the woods is thus drove, turn your net sloopwise on the other side, and going to the other end, observe the aforesaid directions: you may, by this way, take them at any time of the day with great ease and pleasure.

*To catch Woodcocks in the woods by Gins, Springs, or Nooses.*

Such as are wont to follow this work, after they have set them, need not lose their time, but go at four in the afternoon, and the effect will be much the same: they must be provided with several dozens of these snares more or less, according to the place in the wood where the woodcocks are; these nooses are made of good long horse-hair, twisted together with a running buckle at one end, and a great knot at the other, which they pass through the middle of a stick cleft with the point of a knife; and then open it, and put in the end of the horse-hair noose, and then make knots to keep it tight, to hinder it from passing through the cleft: this stick is about the thickness of one's little finger, and about a foot long, being sharp-pointed at one end the better to fix it in the ground, to each of which they fasten a noose or spring. See *Plate XVI. fig. 2.*

Having bundled them up, you go into a coppice, that has most leaves, in order to find if there are any woodcocks there; and this may be perceived by the leaves on the ground, which are ranged both on one side and the other by the woodcocks, in searching for worms under them, and by their dung which is of a dark grey colour; when you find there are woodcocks in that place, then take a great round of about forty or fifty paces off, which is represented by the following figure.

The



Handwritten text, possibly a list or notes, located in the upper left quadrant of the page.

Handwritten text, possibly a list or notes, located in the upper middle section of the page.

Handwritten text, possibly a list or notes, located in the upper right quadrant of the page.

Handwritten text, possibly a list or notes, located in the lower left quadrant of the page.

Handwritten text, possibly a list or notes, located in the lower middle section of the page.

Handwritten text, possibly a list or notes, located in the lower right quadrant of the page.

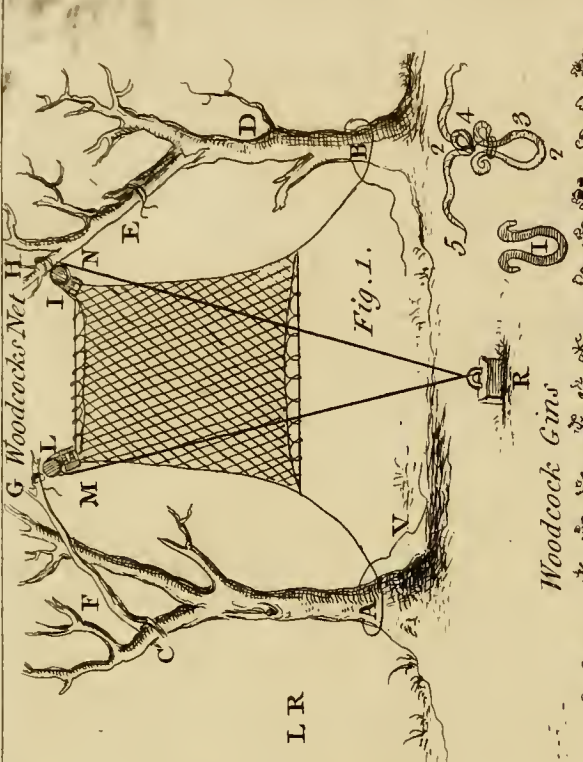
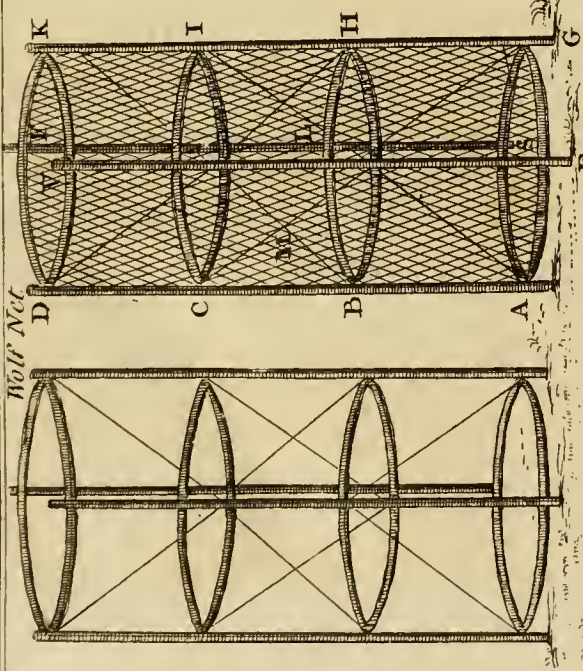


Fig. 1.



Wolf Net

Woodcock Gins

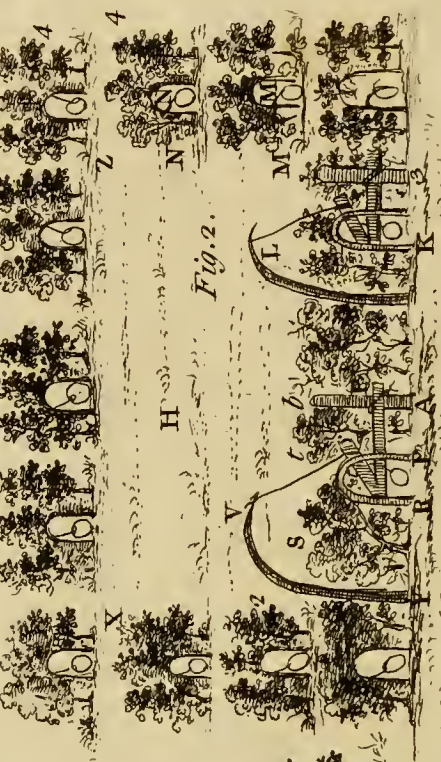


Fig. 2.

Woodcock Gins

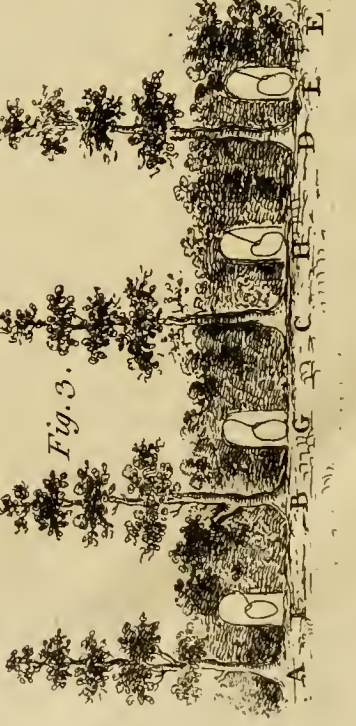


Fig. 3.



The most proper places for this purpose are, amongst bushes and small coppices, and the manner is thus; suppose the branches marked A, B, C, D, E, where so many stumps make a small hedge-row of half a foot high, of broom, furz, brambles, &c. from one stump to another, leaving a gap in the middle for the woodcocks to pass, as at F, G, H, I; so that the woodcock walking in the wood in search of food, and finding this hedge-row, he will follow it. till he comes at the gap, for he will never fly; and therefore you should fix the string there, opened in a round form, and laid upon the flat ground, supported only by some leaves; and the woodcock entering the gap, can scarce avoid being taken by the legs; the form of the extended snares are represented in *Plate XVI. fig. 3.*

If in walking in the woods, you should find nooses, and the like, that are set five or six inches above the ground, such as are denoted by the letters F and G, it is a sign partridges frequent that place, and that the peasants come to take them; we often find partridges taken in the same manner: there are those who make little hedge-rows of different lengths, and in different numbers, as they think fit, according to the game they suppose the place may afford.

It has been observed, that woodcocks, in the night time, frequent springs, and the like places, because they do not freeze, and those persons who make it their business to catch them, will not forget in the morning to walk along the sides of rivulets, springs, marshes, and ditches, that are under the covert of woods, in order to find out whether any woodcocks had been there the night before; for they will not fail to return thither, if they have been once there before, and therefore they must lay snares for them, according to the following figure:

Suppose the oblong square, *See fig. 2.* should be a ditch full of water, frequented by woodcocks, and that it's bank should be that side represented by the figures 2, 3, 4.

Stop all other places, by which the woodcocks can come at the bank of the ditch, from 2 X as far as A, Z, with broom and the

like things, and on the fairest bank make a small hedge, 2, Y, P, 3, M, N, about five or six inches, and about half a foot distant from the water, but in this hedge leave gaps, at the distance of about five or six feet from one another, more or less according to the extent of the place: these passes are denoted by the letters P, 3, M, N, where the snares or springs are laid: those who follow this sport, fix at the edge of the gap five inches high, and not so thick as a man's little finger, and within half a foot of the other side of the pass, a small bow two or three fingers high, which forms, as it were, a round gate or door facing the stick A.

Then they have a small wooden flat crochet, seven or eight inches long, with a notch in it, near the end R, which is put into the stick A, and the other end passes under the bow; they also take a switch of hazel, or some wood, which being folded will grow straight of itself; this rod which is a finger thick, and about three feet long, is fixed in the small hedge; they tie to the end V a packthread half a foot long, to the end of which packthread, they fasten a horse-hair snare or spring, with a small stick cut at both ends, and made like a wedge to cleave wood with: the reject must be folded and pass the letter P underneath the bow, and doing the same also by the end of the small stick, fasten it under the edge S of the bow, and raising the bird-trap or snare, fix the other end of the stick in the notch R, by which means the machine will be kept light, then extend the snare P, into a round or over the trap; but it must be so pliant, that as soon as the woodcock would pass through, and set his foot upon the trap, the reject will immediately unbend, and catch him by the leg.

Others fasten a small circle to the trap, that so the woodcock may have more room for his feet, and so make the reject of use to you, and catch him; for it may happen, that as he crosses the gap, he does not pass over it.

This second device with the circle, is represented by the letter K; others make use of snares, which they adjust, as has been shew'd

shewn in the preceding article, and which are set forth in the cut, by the letters M, N. See DRAW-NET, Plate V.

*To take Woodcocks with Bird-lime, &c.*

Woodcocks and snipes are difficult to discover, they lying close, and not resorting much together, especially in the day time.

The custom of the woodcock is usually to lie on banks by hedges and ditches against the sun; and you may take notice, that on a day after a moon-shiny night, they will suffer one to come better to find them than after a dark night, and for this reason, because they can see to feed in moon-shiny nights, and will not be so still and watchful as when taking their rest.

The snipes naturally lie by the sides of rivers, when all plashe are frozen, and always with their heads up or down the stream, and not athwart it; and in order to find them out, a person must be expert in the knowledge of their colours.

Now in order to take woodcocks, &c. with bird-lime, you must provide yourself with sixty or seventy twigs, which you must daub with bird-lime neatly and smoothly; and having found their haunts, which you may discover by their dung, which is generally in low plashy places, and such as have plenty of weeds, and not frozen in frosty weather; and at such places are the twigs to be set, more or less, as you think fit, at about a yard distance one from the other, setting them so as to stand sloping, some one way, and some another.

And if you design to see sport, you must be concealed.

And if there be any other open place near to that where you have set your twigs, beat them up, or else set twigs there too.

It is said that these birds put their bills into the moist places of the earth where they frequent, and so jogging and moving them about, disturb the worms and cause them to come out, and so they become their prey.

WOOD-LARK; a fine bird, not much inferior to the nightingale in song; but of this kind, as well as all the rest, there are

some that far excel others in length and sweetness of song.

Though this is a very tender bird, yet it breeds the soonest of any that we have in England; it is also a hot and mettlesome creature, so that if the wood-lark be not taken in *January*, or the beginning of *February*, they grow extraordinary rank, and pine away in a short time, by reason of the rankness of their stones, which are found very much swelled in them, when they are dead.

They delight much in gravelly grounds and hills, that lie against the rising of the sun, and in the stubs of oaks.

The females couple with the males, the beginning of *February*, at which time they part with all their last years brood, and immediately go to nest.

They build most commonly in layer grounds, where the grass is pretty rank, and grown russet; using bennet-grass, or some of the dead grass of the field; and always make it under a large tuft, to shelter themselves from the wind and weather, which at that time of the year is commonly very cold.

As for their young, they feed them with a small kind of worm; but they cannot be brought up to any kind of perfection from the nest, as ever yet could be found.

The young branchers are first taken in three months of the year, *June*, *July*, and *August*. The next season of their taking, is their general flight time, which is the latter end of *September*, for then they rove from one country to another; and lastly from the beginning of *January*, to the latter end of *February*, at which time they are all coupled, and return to their layers, or breeding places.

Those that are taken in *June*, *July*, or the beginning of *August*, are for the most part caught with a hobby, after the following manner:

Go out in a dewy morning on the side of some hills, which lie opposite to the rising sun, where they most usually frequent; then surround them two or three times with the hawk upon the fist, and make him hover  
when



when you come indifferent near; whereupon they will lie till you clap a little net over them, which you are to carry upon the end of a stick.

Or else if three or four persons go out together, and take a net made in the form of those used for partridges, when you go with a setting-dog, only the meshes must be smaller; and then your hawk to the lark, will be like a setting-dog to partridges, so that with such a net you may take the whole flock at the draught: for these larks keep company with their young ones till flight time, and then they part.

Those that are taken in *June, July, and August*, sing presently, yet last but a little time in song, for they immediately fall to moulting, which if they withstand, they commonly prove very sweet song birds, but not so lavish as those that are taken in the spring; they are also commonly very familiar.

Such as are taken at flight, are brave, strong, sprightly, strait birds, but do not usually sing till after *Christmas*.

Those taken in *January and February*, they sing within two or three days, or a week at the farthest, if good conditioned; and these last commonly prove the best, as being taken in full stomach.

As for the ordering of wood-larks, you must have a cage with two pans, one for mixed meat, and another for oatmeal and hempseed: boil an egg hard, and the crum of a halfpenny white loaf, and as much hempseed as bread; chop the egg very small, and crumble the bread and it together, and then pound the hempseed likewise very sharp in a mortar, or bruise it with a rolling-pin, and mingle all together and keep it for use.

Strew fine red gravel at the bottom of the cage, and renew it every week at farthest; otherwise the lark will clog his feet with his dung, and will not take half that delight in himself, for he takes a great deal of pleasure in basking himself in sand, which if he has not pretty often, he will grow lousy, and if he does so, seldom, if ever, comes to good.

The perch also in the cage must be lined

with green bays, unless you make a perch of mat, which these larks do take great delight in.

But if he be very wild when first taken, keep him three or four days without company, till he begins to eat his meat, and because sometimes they do not find the pan till near furnished, strew hempseed and oatmeal upon the sand.

*How to know a Cock Woodcock from a Hen.*

1. This may be done by the loudness and length of his call.

2. By the tallness of his walking about the cage.

3. The doubling of his notes in the evening, which is called cuddling, as if he was going to roost; but if you hear him sing strong you cannot be deceived, for hens will sing but little. *For Woodcock shooting, see SHOOTING-FLYING.*

*The Disease incident to Wood-larks.*

They are tender birds, if not rightly ordered; but when well managed have been kept six or seven years with much pleasure, singing better and better every year, and at last have sung real variety of notes, even to admiration.

The particular distemper wood-larks are subject to are, the cramp, giddiness in the head, and to be very lousy, for though they are not so subject to it when they are abroad, in cold weather, yet they have a variety of motion, as flying and running, which they have not in a cage.

And besides, if the gravel in their cage be not often renewed, their dung will clog their feet, benumb them, and cause the cramp.

*To WORK A HORSE*; is to exercise him at pace, trot, or gallop, and ride him at the manage.

To work a horse upon volts, or head and haunches in, or between two heels, is to passage him, or make him go sideways upon two parallel lines.

*WORMS IN DOGS*; all spaniels have certain strings under their tongues, by most called a worm; this must be taken out when they are about two months old, with the help

help of a sharp knife, to slit it, and a shoemaker's awl to raise it up; you must be careful to take all out, or else your pains is to little purpose; for till then, he will be hardly ever fat and right, in regard the worm or string will grow foul and troublesome, and hinder his rest and eating.

**WORMS in SPANIELS:** are sometimes bred in a wound, after a dog has been hurt; especially if it be in a place where the dog cannot come at the place to lick it, for if he can, it will need no other cure.

For the cure: take powder of matresilva dried in an oven, or in the sun, and strew it on the affected part, when little worms have been bred in the wound, because they will not only much retard the healing of it, but also make it grow worse.

To remedy which, put a little ivy into the wound, and let it remain in it a whole day, then wash the part with white wine, and anoint it with an ointment made of bacon grease, oil of earth-worms and rue.

If a spaniel be troubled with worms within his body, give him the yolk of an egg, with two scruples of saffron in a morning fasting, and keep him fasting till the next morning.

*Of Worms breeding in the burts and mangy parts of Spaniels*

These worms obstruct the cure, either of wounds or mange, and cause them either to continue at a stay, or to grow worse and worse.

To remove this obstruction, put the gum of ivy into the wound, and let it remain there a day or two, washing the wound with wine, and afterwards anoint it with bacon-grease, oil of earth-worms, and rue.

The powder of wild cucumbers, is also excellent good to kill these worms, and will prove a good corrosive, is also eating away the dead flesh, and increasing the good.

If the worms be within the body, you must destroy them in the following manner:

Cause the spaniel, fasting, either by fair means or foul, to eat the yolk of an egg, with two scruples of saffron pulverized, and

made a confection with the same egg, and keep him fasting afterwards till night.

If a spaniel be hurt in a place where he can come to lick his wound with his tongue, he will need no other remedy; and that will be his best Surgeon: but when he cannot do that, then such wounds as are not venomous, may be cured with the powder of matresilva, dried either in an oven, or in the sun.

If the wound be the bite of a fox, anoint it with oil, wherein earth-worms and rue have been boiled together.

If by a mad dog, let him lap twice or thrice of the broth of germander, and eat the germander boiled.

Others pierce the skin of his neck with a hot iron just betwixt his ears, so that the fire may touch both sides of the hole made: and afterwards plucking up the skin of the dog's shoulders and flanks, backwards, thrust it through with a hot iron in like manner, and by giving the venom this vent, is a ready way to cure him.

**WORMS in HORSES;** are produced from raw and undigested humours.

*To cure the Worms in Horses.*

Take antimony in fine powder a quarter of a pound, of quick-silver an ounce; boil them in two pailfuls of water, till it come to one and a half, of which mix half a pailful with as much water as the horse will drink, having first strained it, and so continue till he drink the whole. See **BOTTS**, &c.

**WORMS in HAWKS;** these birds are frequently afflicted with worms an inch long, proceeding from gross and viscous humours in the bowels, occasioned by want of natural heat, and ill digestion.

You may know when a hawk is troubled with them by her casting her gore, her stinking breath, her trembling and writhing her tail, her croaking in the night, her offering with her beak at her breast or pannel, and by her mewt being small and unclean.

For the cure; give her a scowring of washed aloes hepatic, mustard seed, and agaric, of each a like quantity, or the powder



der of hartshorn dried; or lastly, a scowring of white dittander, aloes hepatic, washed four or five times, cubebs, and a little saffron wrapt up in some flesh, to cause her to take it the better.

**WORMING**, or the taking away the nerve from under the tongue of a dog, will prevent him for ever biting, if he should grow mad.

**WORM-CHOLIC**; a distemper in horses, occasioned by broad, thick, and short worms, or trunchions, like little beans, of a reddish colour, which sometimes bring violent choleric pains upon the poor beast: they gnaw the guts, and sometimes eat holes through the maw, which kills the horse. The voiding red worms, along with the excrements, is a sign of this distemper, for long white ones seldom gripe a horse; so are his biting his flanks or his belly, in the extremity of the pain, or tearing of his skin, and then turning his head looking upon his belly; you also find him sweat all over, frequently throw himself down, and start up again, with other uncommon postures: several remedies are set down for this distemper, but that which follows being justly reputed a specific for this and other horse cholics, it is necessary it should be inserted.

Take roots of masterwort, leaves and roots of radishes, great centaury and tansey, of each half a pound, all dried in the summer sun, or moderate heat of an oven in winter; half as much of each of these, *viz.* germander roots, angelica and elecanpane, all dried in the shade, sea moss and liver of aloes, of each two ounces; of galangal, nutmeg, and sal prunella, one ounce of each; they must all be pounded apart, then mixed and kept in a leather bag, or glass bottle stopped up close: the dose, according to the size of the horse, must be from an ounce to two ounces and a half, to be mixed with three or four drachms of old treacle, or an ounce of diatefferon or mithridate, and given in a pint of white wine, after which the horse must be walked in his cloaths.

If you suspect worms, an ounce and half of this specific powder mixed with half an

ounce of *mercurius dulcis* will infallibly kill them; and therefore an ounce of specific powder may be mixed with as much aloes, three drachms of *coloquintida*, as much agaric, and half an ounce of turbit, giving him the whole in a quart of white wine, with a quarter of a pint of the gall of an ox, covering him after it, and walking him for a quarter of an hour; tis true this will at once both purge and kill the worms, tho' it is only fit for great eaters, and that about two or three days after the choleric fit is over.

If a horse is troubled with worms or breakings out, take a handful of box leaves, and having dried them pound them to powder, and mixing them with the same quantity of sulphur in powder, and after the horse comes in from hunting or any hard labour, rub him well and dress him, and let him stand a good while upon the bridle, and let the first meat you give him be a handful or two of well sifted oats, and a good quantity of this powder sprinkled among them.

But you must do this with that cautiousness, that the horse may not take a distaste to his meat on that account.

Or take hepatic aloes about five drachms, reduced to powder, and make it up into pills with fresh butter, and give the horse in ale-wort, a horn full of wort to every pill: let him have three of them. Or,

Take leaves of favin, and mix them well with honey and fresh butter, and making this mass into two or three balls or pills, give them the horse with a horn of strong beer after each ball.

**WORMS FOR ANGLING**, are the Ash-grub a milk-white worm with a red head, and may be had at any time from *Michaelmas* till *June*. It is to be found under the bark of an oak, ash, alder, or birch, if they lie a year after they have been cut down. You may likewise find it in the body of a rotten alder, if you break it with an axe; as also under the bark of a decayed stump of a tree. It is also a good bait for a grayling, chub, roach, and dace.

The Brandling, Gilt-tail, and Red-worm are all to be found in old dunghills, or the  
O o o rotten

rotten earth near them, but the best are found in tanners yards; under the heaps of bark which they throw out after they have done with it: the brandling is most readily met with in hogs dung. These are good baits for trout; grayling, salmon-smelts, gudgeons, perch, tench, and bream, or any fish that takes a worm.

The Clap-bait, or Bott, is found under cow-dung, and is like a gentle, but bigger. You must seek for it only on land that is light and sandy, for it is much of the same nature with the earth-bob, and may be kept in wet moss for two or three days. It is an excellent bait for a trout, but almost every other fish will take it.

The Cod-bait, Caddis-worm and Straw-worm, are only different names for the same bait. They are found in pits, ponds, brooks and ditches, and are covered with husks of sticks, straws, or rushes, and stones. Those with stones or gravel husks are peculiar to brooks, and those with straw and rushes to ponds, and all the three sorts may be found at one and the same time. They are very good baits for trouts, grayling, carp, tench, bream, chub, roach, dace, salmon-smelts, and bleak. The green sort are found in *March*, the yellow in *May*, and a third sort in *August*. Those covered with rushes are always green, and those stone-husks usually yellow all the season.

About a week or nine days in *May* cod-bait fishing comes in season; which is the first bait to be used in a morning, and may be continued to the middle of the day.

It is an excellent bait till the middle of *June*, and is to be used with a hook leaded on the shank, and the cod-bait drawn on to the top of it. It will take in deep waters as well as in streams, by moving it up and down about nine inches or a foot from the bottom; this is commonly called sink and daw. There is another method of fishing with cod-bait, at mid-water, but then you must put a canon-fly at the point of your hook.

This bait is a good bottom-bait, if the water be clear: and is to be preferred to the worm at least three degrees to one, be-

cause all sorts of pool fish, and even the eel, are great lovers of it.

The Earth-bob, or White-grub, is a worm with a red head, as big as two maggots, and is soft and full of whitish guts; it is found in a sandy light soil, and may be gathered after the plough, when the land is first broke up from grazing. You may know in what ground to find them by the crows, for they will follow the plough very close where these worms are to be met with. This is chiefly a winter bait, from the beginning of *November* to the middle of *April*, and is proper for chub, roach, dace, bream, tench, carp, trout, and salmon-smelts. They are to be kept in a vessel close stopped with a sufficient quantity of the earth they were bred in, and they will be ready for use all the winter. From this bait arises the *May* fly.

The Flag-worm, or Dock-worm, are found in the roots of flags that grow on the brink of an old pond. When you have pulled up the root, you will find among the fibres of it reddish or yellowish cases; these you must open with a pin, and you will find a small worm longer and slenderer than a gentle, with a red head, a palish body, and rows of feet all down the belly. This is an exceeding good bait for grayling, tench, bream, carp, roach and dace.

The Lob-worm, Dew-worm, Garden-worm, or Twatchel, as differently called, is a proper bait for salmon, trout, chub, barbel, and eels of the largest size. It is to be found in gardens, or church-yards, by the help of a lantern, late in a summer's evening. In great droughts, when they do not appear, pour the juice of walnut-tree leaves, mixed with a little water and salt, into their holes, and it will drive them out of the ground.

The Marsh-worm is got out of marsh-ground on the banks of rivers, and is of a blueish colour. it is a likely bait for salmon-smelts, gudgeon, grayling, trout, perch, bream, and flounders, in *March*, *April*, and *September*, though they use it from *Candlemas* till *Michaelmas* preferable to any other.

The Tag-tail is of a pale flesh-colour, with



with a yellow tag on his tail almost half an inch long; they are found in marled land, or meadows, after a shower of rain, and are a good bait for a trout, if you angle for them after the water is discoloured with rain.

And here you must observe, that all worms should be well scoured in moss that has been well washed and cleansed from all dirt and filth; after it is wrung very dry, both the moss and worms should be put into an earthen pot close stopped, that they may not crawl out. This pot should stand cool in summer, and the moss be changed every fourth day; but in winter it should stand warm, and if you change the moss once a week it will be sufficient.

Besides these worms that are to be found in the earth, there are others which breed upon different herbs and trees, which afterwards become flies. The principal of these are, the palmer-worm, the crabtree-worm, and the caterpillar. These are to be kept in little boxes, with holes to let in the air, and they must be fed with leaves of the same tree on which they were found. These are good baits for trout, chub, grayling, roach, and dace.

All sorts of worms are better for being kept, except earth-bobs, and in case you have not been so provident, then the way to cleanse and scour them quickly, is to lay them all night in water if they are lob-worms and then put them into your bag, with fennel; but you must not put your brandlings above an hour in water, and then put them into fennel, for sudden use; but if you have time, and propose to keep them long, then they are best preserved in an earthen pot, with good store of moss, which is to be fresh shifted every three or four days in summer, and every week or eight days in winter, or at least the moss taken from them, clean washed, and wrung between your hands till dry, and then put it to them again; and when your worm, especially the brandling, begins to be sick, drop about a spoonful of milk or cream upon the moss; and note, that when the knot, which is near the middle of the brandling,

begins to swell, he is sick, and, if care is not taken, will die. If you want to scour worms in a little time, put them about an hour in grains and blood; then put them into clean moss. Gilt-tails are soonest scoured by putting them in a woollen bag, and keep them in your waistcoat pocket.

**WOUNDS.** Dogs as well as other animals, may be wounded several ways, and for a general cure, take the juice of red colewort, and squeeze it into the wound and it will cure the animal in a few days: those dogs that hunt the wild boar are very subject to be wounded, and therefore it is very necessary they should be readily dressed: they are commonly wounded in the belly; but provided the same be only ript, though the guts come out, if unhurt, they are easily cured by a dextrous man, who is gently to put the guts in with his hand, which ought to be clean washed before, and anointed with oil of olives, or some good tender fat: you should put a small slice of bacon in the wound, and sew it up with a surgeon's needle, and fine white thread twisted and knotted at the ends, that it may not slip, and to prevent it's soon rotting; the same may also be done by other places, and the wound must always be kept moist, that the dog may lick it, which is the best and most sovereign ointment of all: the point of the needle ought to be square, and the rest round; dog-keepers ought always to be furnished with them, as well as good thread and bacon.

It often happens that dogs are hurt by wild boars, in running over their bellies, though they have not injured them with their tusks; this animal, which is heavy, sometimes breaks one of their ribs or at least puts them out; in this case take care to set them: but if there be a bruise or hurt, take simphiten root, the plaister of mellitot, pitch, or gum, oil of roses, an equal quantity of each; mix all together, spread it on a linen cloth, and when you have cut off the hair on the place affected, apply the plaister to it as hot as he can endure it: but in *Savoy* and *Piedmont* they prepare a sovereign remedy, called *Benjoin*, which they take from *Fie*, a

plaister made of which, will not fall off till the cure is perfected.

WOUNDS, hurts, mentioned here as they relate to horses, which are such serviceable creatures to mankind. They receive hurts several ways, and in several parts of the body, and it is necessary the methods of curing them should be here-set down: if a horse receives a wound with the shot of gunpowder, the farrier in order to cure it, must first search if the bullet be in the wound; if so, let him take it out with an instrument made for that purpose; but in case it cannot be got out, patience must be had, for nature itself will wear it out of it's own accord without any impediment, lead being of that nature, it will not canker: but to kill the fire, let him drop some varnish with a feather to the bottom, and stop up the mouth of the wound with some sort of flax dipped likewise in the same, then charge all the swollen place with the following charge:

Take a quarter of a pound of bole-armoniack, half a pound of linseed oil, beaten into powder, as much of bean flowers, and three or four eggs, shells and all; a quantity of turpentine, a quart of vinegar, which mingle well together upon the fire, and being somewhat warm, charge all the sore place with part thereof, and clap a cloth upon it to keep the wound warm; and so continue every day for four or five days together; but on the fifth, leave off anointing it, and tent it at the bottom with a tent dipped in hogs grease and turpentine melted together, renewing it once or twice every day till the fire is killed, which may be perceived by the matter in the wound, and falling down of the swelling, for as long as the fire has the upper hand, no thick matter will issue out, but only a thin yellowish water, neither will the swelling assuage; then take half a pound of turpentine washed in nine several waters, and put three yolks of eggs and a little saffron to it, tent it with this ointment, renewing it every day till the wound be whole.

But if the shot be quite through the wound, then take a few Weavers linnen thrumbs made very knotty, and dipping

them first in varnish, draw them through the wound, running them up in the wound at least twice or thrice a day, and charging it on either side upon the swollen places with the charge aforesaid, till you perceive the fire is killed; then clap a comfortable plaister upon one of the holes, and tent the other with a tent in the salve of washed turpentine, eggs, and saffron as aforesaid.

But there are some farriers who used to kill the fire with the oil of cream, and to heal up the wound with turpentine, wax and hogs grease melted together.

Or they kill it with snow water, and charge the swelled place with cream and balm mixed together, healing up the wound by dipping a tent in the yolk of an egg, honey, and saffron, well beaten together,

Others in case of a wounded horse, have recourse to the following pills, that carry in them a wonderful and almost incredible efficacy.

Take the finest and clearest *assa fatida*; bay-berries of *Provence* or *Italy*, and cinna-bar, all in fine powder, of each a pound, incorporate them in a brass mortar, with a sufficient quantity of *aqua vite*, and make up the mass into pills, each weighing fourteen drachms, which must be laid in a convenient place to dry; give two of these pills to the wounded horse, once in two days, or once every day, until he has taken eight or ten, according to the greatness of the wound, and let him stand bridled two hours before, and as many after.

These pills promote the cure of a wound by purifying the blood, resisting corruption, and may be kept twenty years, without any diminution to their virtue.

When the wound seems to be at a stand, and yet does not appear foul, it requires medicines that are endued with a power to make the flesh grow; and the following powder is recommended, as being of extraordinary use in this case: Take true dragons blood and fine bole armoniack, of each half an ounce; mastich, olibanum, and sarco-colla, three drachms of each; aloes, round birthwort, and roots of flower *de lis*, of each a drachm and an half, mixed and made into



into powder; but the effect of it will be more powerful if mixed with syrup of roses, turpentine or juice of wormwood.

This indeed you will find will make the flesh grow beyond expectation.

If a detergent or cleanser be required, let the following water be used, which may easily be prepared thus, and it is called by farriers, who love to keep people in ignorance, the *Phagedenical water*: take two or three pounds of unslaked lime newly made, put it into a large basin of fine tin, and by degrees pour in five quarts of rain water, then setting the basin in a convenient place for two days, stir the water often; after which suffer the lime to fall to the bottom, pour off the water by way of inclination, strain it through brown paper, and to two pints of it add half a pint of good spirit of wine, an ounce of the spirit of vitriol, and as much corrosive sublimate in fine powder, mix and preserve it for use in a glass vial.

If you perceive a great deal of corruption in the wound, or any appearance of a gangrene, add to the whole quantity of the water, an ounce of arsenic, diminishing the dose proportionably, according to the quantity of water.

Now having laid down several useful medicines for the cure of wounds, it will not be improper to propose some certain maxims, on which the true way of proceeding in the cure is grounded:

First, then, A horse's wound must be probed very gently, and as seldom as possible, by reason his flesh is extremely subject to corruption, and to grow foul on the least contusion that happens.

Secondly, The wound must be kept clean, and free from corrupt flesh, which must be consumed with powders.

Thirdly, A revulsion must be made in the beginning, that is, you must divert the course of the humours, and prevent their falling upon the wound: bleeding is the best revulsion, for it allays the heat of the humours, and lessens the redundant quantity of them.

Fourthly, A horse's tongue being as prejudicial to a wound as poison itself, he must not be suffered to lick his wound.

Fifthly, Never proceed to suppuration if the humours can neither be dissolved nor repelled; especially in parts that are full of ligaments and sinews, or near the bones.

Sixthly, If a wound be accompanied with a great contusion, or is round or circular, in such cases incisions and the application of caustics are required.

Seventhly, The wound must be carefully covered, for the air retards the cure.

Eighthly, The callous lips of a wound must be cut to the quick, before they can be re-united.

Besides this general account of the wounds and the method of curing them, something may be proper to be said concerning those wounds or hurts received, in some particular parts of a horse's body; and when he has received any such in his back, you must apply oyster-shells reduced into a fine powder thereto, and let him eat some golden comfrey, cut into small pieces, amongst his oats.

The wounds of the breast, according to some modern authors, are cured with tents and soft folds of linen put over them, steeped in a composition made of verdigrease, vitriol, and allum, of each an ounce, eight ounces of vinegar, and a pound of honey boiled together till they become red.

Wounds in the belly are cured in the same manner as men's wounds are in that part, by sowing up the whole peritonæum with a very strong woollen thread, leaving the extremities without, and the skin with a strong hempen thread waxed, joining the lips of the wound together in the form of a buckle, and applying thereunto the common ointment proper for wounds; and in case any inflammation happens, you must apply some chalk dissolved in vinegar to it.

When the guts of a horse come out, you must not touch them, but put them in with a sponge steeped in hot water, and then squeezed, to the end that it may only retain the heat.

Some, in putting in the guts, endeavour to make a horse vomit, by putting a feather into his throat, which has been steeped in oil,

If the wound is not large enough to put them in through, you must make it wider; if the pannicles come out, you must cut it; when the guts are wounded or swelled, there is no likelihood of a cure; no more than there is when a horse evacuates blood at his fundament.

Those that are wounded near the groin, easily fall into convulsions; and in such cases you must keep the horse from drinking, as much as possible; cover him well, and suffer him not to walk, but give him green things to eat.

Wounds in the knees, according as *Apaslttes* informs us, are difficult to be cured, because there is but little flesh and skin on that part no more than on the legs; and therefore those medicines are to be used that are of a very drying nature: whereas, where there is store of flesh, you must use those that are moderately drying.

When horses are wounded with thorns, and other things, but lightly in some parts of their bodies, you must apply thereto honey and tallow boiled together; and when the wound is considerable, turpentine and oil, both hot.

Some, in order to take out that which has run into the foot, and for pricks, put nothing upon it but boiled elder; and if any thing should penetrate between the foot and the hoof, it must be pulled out, and afterwards an ointment applied to it, made of verdigrease, and the like; and care must be taken that the wound be well cleansed.

Or else you may melt some turpentine, tallow and wax mixed together: it is necessary the medicines should penetrate the bottom of the wound; and therefore if it be narrow, it must be enlarged: and this must be observed concerning all wounds.

To say nothing here of several ointments that are proper for wounds, and well known generally to those who have occasion to use them: if a nerve happens to be cut, you must close it, and use a defensive, to prevent a concourse of humours: some take the back of the root of an elm, with the dregs of oil of olives, and boil them till a third part be wasted, so that there be but

one pound left, which you must mix with two ounces of the powder of long aristolochy, and four of an he-goat's grease, or fat; you must boil it so much, that when you drop some of it upon a stone it will grow hard.

Some there are who make a mixture of laurel, anise, mastich, and tartar, and incorporate them with cheese and hogs grease, to make an ointment of them.

If a nerve has received an hurt, you must foment it with some oil, wine, and honey; then apply thereunto a plaister made of the root of elder and honey, and the root of *Althea*.

If the nerve is bruised, you must apply some fine flour, myrrh and aloes, mixed with the flesh of a tortoise to it; and if it be a little torn, make a circle round it with a hot iron, and draw a dozen lines across in form of a little wheel.

In case the horse happens to be wounded with a bone, bit of wood, or shord, and that the same stick in the flesh or hoof, you must forthwith take it out; and after you have cleansed it, apply to it a medicine made of verdigrease, or some other plaister proper for wounds; put a tent into it, and the next day wash it with sweet wine, and anoint with things proper to heal, and put some barley-flour and allum upon it.

**FRESH WOUND IN A HORSE.** As soon as a horse has received a wound, apply oil of turpentine, and it will prevent all ill consequences; or if you cannot easily procure oil of turpentine, wash the part with warm water and brandy, or with common spirits and warm water.

**WRIST:** the bridle wrist, is the wrist of the horseman's left-hand.

A horseman's wrist and his elbow should be equally raised, and the wrist should be two or three fingers above the pommel of the saddle.

**YARD-FALLEN;** a malady in a horse which proceeds from want of strength to draw it up within the sheath, so that it hangs down between his legs.

This is caused either by the weakness of that



that member, or by means of some resolution in the muscles and sinews of it, caused by a violent slip, strain, or stroke, on the back, or else by some great weariness or tiring.

For the cure: first wash the yard with white wine warmed, and then anoint it with oil of roses, and honey mixed; then put up his sheath in a little canvas-bolster, to keep it from falling down, and dress him thus once in twenty-four hours, till he is recovered.

Keep his back as warm as you can, both with a cloth and a charge of plaister, made of bole-armoniac, eggs, wheat-flour, dragon's blood, turpentine, and vinegar; or else lay wet hay, or a wet slack, next his back, and over that a dry cloth, which will do very well.

**YARD FOUL**; if a horse's yard is so fouled or furred without, so that he stales in his sheath, melt fresh butter, with white wine vinegar, and having pulled out his yard, and taken out all the filth, wash it with the liquor, and also inject some of it into the yard.

**YARD MATTERING IN A HORSE**, is most commonly occasioned by his over freeness in spending upon mares in covering time; and when the horse and mare are both too hot, it burns them, causing the running of the reins.

The signs of it are the issuing of a yellow matter from his yard, and a swelling at the end of it, and when he stales, he does it with a great deal of pain, and cannot easily draw up his yard again.

For the cure; boil an ounce of rock-allum, and a pint of white wine, till the allum be dissolved. Inject the liquor blood-warm with a syringe, throwing it up his yard as far as you can, four or five times a day. This will perfectly cure him.

**YEARN**, [in Hunting] signifies to bark as beagles properly do at their prey.

The **YELLOWS IN A HORSE**, a disease, the same that is usually called the jaundice in human bodies, of which there are two sorts, the yellow and the black.

The yellow proceeds from the overflowing

of the gall, caused by cholera; and the other from the overflowing of the spleen; caused by melancholy, and are both dangerous infirmities; but the black is the most mortal. If the horse be young it is easily cured; but in old ones, where the liver has been long diseased, it becomes impracticable.

This distemper is known by the horse's changing his natural colour of white, in the ball of his eyes to yellow; his tongue, the inside of his lips, and the outward parts of his nostrils, as also coloured yellow. The horse is dull, and refuses all kinds of food; a slow fever is perceived, but it increases together with the yellowness. The dung is often hard and dry, of a pale yellow, or light pale green. His urine is commonly of a dark, dirty, brown colour, and when it has settled, sometimes looks like blood. He stales with pain and difficulty.

The black is known by quite contrary symptoms; for the whites of his eyes, mouth, and lips, will be of a dusky colour, and not so clear and sanguine as before.

For the cure: dissolve an ounce of mithridate in a quart of ale or beer, and give it the horse lukewarm; or instead of mithridate, two ounces of *Venice* treacle; or if that cannot be had, three spoonfuls of common treacle.

Bleed him plentifully, and as costiveness is a general concomitant of this disorder, a clyster should be given; and the next day the following purge:

Take of *Indian* rhubarb, in powder, one ounce and a half; of saffron, two drachms; of succotrine aloes, six drachms; and of syrup of buckthorn, a sufficient quantity to make the whole into a ball.

If the rhubarb should be thought too extensive, it may be omitted, and the same quantity of cream of tartar, and half an ounce of *Castile* soap, with four drachms more of aloes added. This may be repeated two or three times, and the following balls and drink given immediately after:

Take of Ethiops mineral and millepedes, of each half an ounce, and of *Castile* soap one ounce: make the whole into a ball, and repeat the same several days successively, washing

washing it down with a pint of the following decoction :

Take of madder root and turmeric, of each four ounces ; of burdock root sliced, half a pound ; of monk's rhubarb, four ounces : boil the whole in a gallon of forge water till it is reduced to three quarts ; then strain the liquor from the drugs, and sweeten it with honey.

If this method be pursued, the distemper will, in all probability, abate in a week ; but if it should prove too obstinate for this treatment, mercurial purges should be given. and afterwards the following medicine :

Take of salt of tartar, two ounces ; of cinnabar of antimony, four ounces ; live millepedes and filings of steel, of each three ounces ; of saffron half an ounce ; of *Caf-*

*tile* or *Venice* soap, half a pound ; make the mass into balls about the size of a pullet's egg with honey, and give one of them night and morning, washing it down with the above drink.

To YERK OR STRIKE IN THE MANAGE, is said of a horse, when he flings and kicks with his whole hind quarters, striking out the two hinder legs near together, and even to their full extent.

YIELD OR SLACK THE HAND, [with Horsemen] is to slack the bridle, and give the horse head.

ZAIN ; is a horse of a dark colour, neither grey nor white, and without any white spot or mark upon him.

F I N I S.

---

DIRECTIONS for Placing the PLATES.

The Frontispiece to face the Title.  
*Plate* II. between Signature F and G.  
 III. between I and K.  
 IV. in the middle of L.  
 V. between P and Q.  
 VI. between Q and R.  
 VII. in the middle of A a a.  
 VIII. between G g and H h.

*Plate* IX. between N n and O o.  
 X, and XI. between P p and Q q.  
 XII. between R r and S s.  
 XIII. in the middle of A a a.  
 XIV. in the middle of B b b.  
 XV. between the third and fourth leaf of I i i.  
 XVI. in the middle of N n n.

















