DECLASSIFIED E.O. 12065 SECTION 3-402/NNDG NO. 775013

GHQ/SCAP Records(RG 331)
Description of contents

THE NATIONAL ARCHIVES OF THE UNITED STATES

(1) Box no. 2734

(2) Folder title/number: (14)
No Title

(3) Date: Aug. 1949 - Feb. 1950

(4) Subject:

Classification	Type of record
9617, 9640	c, p, r

(5) Item description and comment:
Nagano

(6) Reproduction: (Yes) No

(7) Film no. Sheet no.

DECLASSIFIED E.O. 12065 SECTION 3-402/NNDG NO. 775013

社團法人 長野縣耕地協會

有部	良太郎	
小松	文雄	
池田	覚	
滝澤	三郎	
山田	房見	
大宮	清利	
原	武	
淵田	榮盛	
山田	芳男	
有賀	實直	
今井	敏造	
原	善吾	
岩田	梅治	
園原		
小松	信吏	
化	雄	

DECLASSIFIED E.O. 12065 SECTION 3-402/NNDG NO. 775013

今井毅造
原善吾
岩田梅治
園原信史
小松純雄
中村環
宮下課長
布山茂嘉
永野章史
清水眞虎
竹内啓作
村田巖
久保辰治
廣田善惠
宮本政利
春原林

DECLASSIFIED E.O. 12065 SECTION 3-402/NNDG NO. 775013

柳澤嘉太夫
雨宮竹治
片桐熊
小池恒
鈴木藤太郎
神田好丸
青柳課長
高森元廣

社團法人 長野縣耕地協會

DECLASSIFIED E.O. 12065 SECTION 3-402/NNDG NO. 775013

灌漑排水用地力保全調査

力料金調査表

長野縣農地部耕地課

DECLASSIFIED E.O. 12065 SECTION 3-402/NNDG NO. NN 50013

DECLASSIFIED E.O. 12065 SECTION 3-402/NNDG NO. 775013

中部配電地区電気料金　（昭和25年1月以降）

（税込）

	料金種別	単位	規定料金 早期割引	規定料金 正規	摘要
小口電力料金（50KW未満）	需用電力料金（基本料金）	1KW 1ヶ月	205.40	228.30	
	電力料金 標準料金（割当量まで）	1KWHに付	1.00	1.10	
	追加使用料金 割当電力量超過分	〃 〃	9.10	10.15	
大口電力料金（50KW以上）	需要電力料金 50KWまで	1契約 1ヶ月	10,272.20	11,413.10	
	50KW超過 500KWまで	1KW 〃	184.90	205.40	
	500KW超過分	〃 〃	164.40	168.90	
	電力料金 標準料金 5000KWHまで	1KWに付き	.89	.99	
	5000KW超過 200,000KWまで	〃 〃	.79	.88	5,000KWH以上次の195,000KWH
	200,000KWH超過分	〃 〃	.67	.70	
	追加使用料金 割当超過分	〃 〃	9.13	10.15	

電力料金表　（昭和24年12月13日改訂）

I 大口電力料金（契約50KW以上括弧内は早収料金）

地域	(A)基本料金 (イ) 50KWまで 円	(ロ) 50KW超過500KWまで 1KW当り 円	(ハ) 500KW超過 1KW当り 円	(B)電力料金 (イ) 5000KWH以下 1KWH当り 円	(ロ) 5000KWH以上200,000KWHまで 1KWH当り 円	(ハ) 200,000KWH以上割当量まで 1KWH当り 円	(ニ) 割当超過分 1KWH当り 円
北海道	10,000.00 (9,000.00)	200.00 (180.00)	170.00 (165.00)	1.34 (1.21)	1.21 (1.09)	1.01 (.98)	.6.78 (6.10)
東北	〃	150.00 (135.00)	121.00 (117.00)	.78 (.70)	.70 (.63)	.56 (.54)	8.89 (8.00)
関東	〃	180.00 (162.00)	148.00 (144.00)	.71 (.64)	.62 (.56)	.51 (.49)	8.89 (8.00)
中部	〃	180.00 (162.00)	148.00 (144.00)	.87 (.78)	.77 (.69)	.61 (.59)	8.89 (8.00)
北陸	〃	150.00 (135.00)	121.00 (117.00)	.60 (.54)	.57 (.45)	.37 (.36)	8.89 (8.00)
関西	〃	200.00 (180.00)	170.00 (165.00)	1.13 (1.02)	1.00 (.90)	.79 (.77)	8.89 (8.00)
中國	〃	200.00 (180.00)	170.00 (165.00)	1.60 (1.44)	1.44 (1.30)	1.21 (1.17)	8.89 (8.00)
四國	〃	200.00 (180.00)	170.00 (165.00)	1.43 (1.29)	1.29 (1.16)	1.07 (1.04)	8.22 (7.40)
九州	〃	200.00 (180.00)	170.00 (165.00)	1.74 (1.57)	1.57 (1.41)	1.31 (1.27)	5.67 (5.10)

II 小口電力料金（契約50KW未満）

地域	(A)基本料金 (1KW当り) 円	(B)電力料金 (1KWH当り)	(C)割当超過料金 (1KWH当り)	(D)早収料金割引率
北海道	200.00	1.34	1.78	15日以内の

DECLASSIFIED E.O. 12065 SECTION 3-402/NNDG NO. 77-5013

		(180 00)	(165 00)	(102)	(90)	(77)	(8 60)	
中　國	〃	200 00 (180 00)	170 00 (165 00)	160 (144)	144 (130)	121 (117)	8 89 (8 00)	
四　國	〃	200 00 (180 00)	170 00 (165 00)	143 (129)	129 (116)	107 (104)	8 22 (7 40)	
九　州	〃	200 00 (180 00)	170 00 (165 00)	174 (157)	157 (141)	131 (127)	5 67 (5 10)	

Ⅱ小口電力料金（契約50KW未満）

地　域	(A)基本料金（1KW当り）	(B)電力料金（1KWH当り）	(C)割当超過料金（1KWH当り）	(D)早収料金割引率
北海道	円 200 00	1 34	6 78	15日以内の
東　北	〃	87	8 89	支払分に対
関　東	〃	77	8 89	1/10%割引
中　部	〃	1 97	8 89	
北　陸	〃	69	8 89	
関　西	〃	1 26	8 89	
中　國	〃	1 60	8 89	
四　國	〃	1 43	8 82	
九　州	〃	1 94	5 69	

備考　本縣は中部地区なり

DECLASSIFIED E.O. 12065 SECTION 3-402/NNDG NO. 77503/3

米穀生産費と電力料金

（昭和24年度分）

地区名	反当収量	反当生産費 労賃	肥料代	種子代	賃畜公課	水利費	電力料	その他	計	石当生産費と電力料 生産費	電力料	比率
	石	円	円	円	円	円	円	円	円	円	円	%
南佐久郡小海村業地開発組合	2.0	3,000	1,920	78	88	464	2823	500	8,868	4434	1412	31.8
南佐久郡海瀬村花岡	2.1	3500	1,450	60	600	800	122	250	11,982	5,706	58	1.0
北佐久郡川辺村大久保水	3.0	7750	2,100	100	300	500	1,800	1,000	16,250	5417	600	11.1
小縣郡長久保新町	2.5	5940	1,302	120	370	55	29	120	7936	3,174	48	1.5
上田市諏訪形	2.7	5775	1,792	122	207	1200	191	1,016	10,283	3809	71	1.9
小縣郡川辺村長久	2.87	5775	1,689	81	414	1510	146	85	9,700	3380	52	1.5
諏訪市小和田	3.26	5,625	3,734	88	314	140	350	5855	16,106	4939	107	2.2
諏訪郡中洲村福島	3.23	5,750	3690	88	323	170	450	5460	15,931	4864	146	4.4
上伊那郡南向村下平	3.0	7000	3500	60	280	542	288	50	11,720	3907	96	2.5
上伊那郡中箕輪村中井	2.6	6,825	3,850	60	260	1,000	446	320	12,761	4912	181	3.5
上伊那郡春宮耕地整理組合	2.0	5200	2820	50	270	950	160	—	9450	4590	98	1.7
上伊那郡庄桐村中村	3.0	6,000	3400	70	250	620	200	60	10,600	3530	67	1.7
西筑摩郡王滝村二子持	1.1	5,100	703	180	425	650	183	400	8,341	7590	167	2.2
東筑摩郡生坂村下生野	2.0	4500	600	100	130	166	420	—	5916	2953	210	7.1

DECLASSIFIED E.O. 12065 SECTION 3-402/NNDG NO. 77503

DECLASSIFIED E.O. 12065 SECTION 3-402/NNDG NO. 775013

諏訪郡中州村福島	3.28	5,750	3,690	88	323	170	450	5,460	15,931	4,864	146	4.4
上伊那郡南向村下平	3.0	7,000	3,500	60	280	542	288	50	11,720	3,907	96	2.5
上伊那郡中箕輪村中井	2.6	6,825	3,850	60	260	1,000	446	320	12,761	4,912	171	3.5
上伊那郡春富耕地整理組合	2.06	5,200	2,820	50	270	950	160	—	9,450	4,590	98	1.7

上伊那郡片桐村中村	3.00	6,000	3,400	70	250	620	200	60	10,600	3,530	67	1.9
西筑广郡王滝村二子持	1.1	5,800	703	180	425	650	183	400	8,341	7,590	167	2.2
東筑广郡生坂村下生野	2.0	4,500	600	100	130	166	420	—	5,916	2,958	210	7.1
東筑广郡上川手村[illegible]	[illegible]	[illegible]	600	100	130	280	754	—	6,364	3,182	[illegible]	[illegible]
北安曇郡[illegible]村小泉	1.7	3,760	600	180	250	780	300	450	6,320	3,718	158	4.3
北安曇郡広津村北平	1.9	4,080	621	180	257	850	900	620	7,514	3,955	472	11.9
北安曇郡八坂村野平	1.8	3,860	650	135	200	350	800	510	6,505	3,614	445	12.3
更級郡日原村大原耕組	2.0	3,000	1,800	90	350	200	857	1,550	7,847	3,924	429	10.9
更級郡收郷村下市場耕組	1.8	3,750	1,500	90	350	500	460	1,300	7,950	4,418	256	5.8
更級郡信級村	1.8	3,000	1,800	90	246	833	383	1,450	7,802	4,334	212	4.9
埴科郡坂城町耕組	2.6	8,000	1,145	120	370	219	174	200	10,228	3,934	67	1.7
下高井郡上木島村上新田	2.4	3,960	1,774	64	1,097	336	74	900	8,205	3,419	31	0.9
上水内郡安茂里村小市	2.9	9,000	2,500	500	150	116	109	—	12,375	4,267	38	0.9
下水内郡豊井村荒山	2.5	6,120	1,400	102	630	576	408	860	10,096	4,032	163	4.0

電力料金の比較表

その(一)

(600K 1台)　南佐久郡小海村農地開発組合

月別	使用電力量 KWH	24年の電力料金	改正後 基本料金	改正後 電力料金	改正後 計	差引増額分	新旧比率(1台)	摘要
6	9.2600	121.841	105.532	85.910				
7	10 5.000	145.670	105.532	120.150				
8	57.020	99.431	105.532	50.910				
小計		366.942	316.596	229.570	546.166	179.224	1.5	
6~8(3月)			316.596		546.166	179.224		
計		366.942	266.384	229.590	1.4.5154	1129.012	4.1	

(1) 80KW(40KW 2台)　上伊那郡中箕輪村中井揚水組合

6	9.170	20.430	17.595	8.490				
7	59.520	59.330	17.595	52.760				
8	58.300	58.391	17.595	51.854				
9	5.100	17.812	17.595	5.498	188.812			
計	132.420	155.963	76.300	118.562	324.4.30	30.199	1.2	
10~12(3月)			140.600					
合計	132.420	155.963	210.900	118.562	324.430	103.467	2.1	

(2) 30KW 1台　上伊那郡美篶村二番井

6	9.600	12.492	8.543	10.560				
7	6.020	10.635	8.543	6.320				
8	14.980	15.245	8.543	12.095				
計	33.600	42.092	26.529	28.963	69.569	14.435	1.4	
7~12(3月)			61.641					
合計	33.600	42.092	88.170	28.963	117.133	77.076	2.8	

(15KW)　東筑摩郡生坂村下生野

6	3.591	18.594	10.000	3.591				
7	5.530	12.749	10.000	5.530				
8	4.120	12.063	10.000	3.816				
9	8.200	9.697	10.000	8.200				
小計	21.451	49.548	40.000	21.137	70.943	23.390	1.9	
10~12(3月)			120.000					
合計	21.451	49.548	160.000	21.137	231.617	153.420	4.2	

DECLASSIFIED E.O. 12065 SECTION 3-402/NNDG NO. NND 75013

合計	132.420	155.963	210.700	118.562	327.436	103.497	31	

(乙) 30KW 1台　　上伊那郡美篶村三番井

6	8.666	12.982	6.849	10.560				
7	6.020	10.635	6.849	6.822				
8	19.980	18.245	6.849	18.048				
計	33.666	42.892	20.547	36.364	69.569	14.435	14	
7-12(KW)			31.641					
合計	33.666	42.892	52.188	36.364	109.149	99.096	28	

(6ヶKW)　　東筑摩郡生坂村下生野

6	5.[illegible]	13.044	16.[illegible]	3.[illegible]				
7	5.[illegible]	12.248	16.[illegible]	5.[illegible]				
8	9.[illegible]	12.363	16.[illegible]	5.[illegible]				
9	5.[illegible]	3.697	16.[illegible]	16.[illegible]				
小計	21.456	41.548	16.032	24.916	56.948	33.390	17	
7-12(KW)			130.969					
合計	21.456	41.548	146.001	70.916	201.013	153.434	12	

(4ヶKW)　　東筑摩郡上川手村北耕地整理組合

6	840	13.888	16.548	832				
7	14480	19.114	16.548	12.512				
8	19.310	24.398	16.548	16.132				
9	19.120	20.981	16.548	15.816				
小計	56.150	78.381	66.192	45.344	112.662	34.671		
7-12(KW)			132.384					
合計	56.150	78.381	198.576	45.344	244.452	165.661	32	

(1) (100KW 1台)　　北安曇郡陸郷村対日岐

7	2.[illegible]	10.934	21.683	2.644				
8	4.200	11.698	21.683	4.158				
9	2.345	8.662	21.683	2.344				
小計	8.950	31.249	65.049	9.152	74.201	43.424	24	
7-12(KW)			195.147					
合計	8.950	31.249	260.196	9.152	269.348	239.664	30	

DECLASSIFIED E.O. 12065 SECTION 3-402/NNDG NO. NN 75013

DECLASSIFIED E.O. 12065 SECTION 3-402/NNDG NO. 775013

電力料金の比較表

その(二)

(2) 25HP(18.75KW) 北安曇郡広津村會

月別	使用電力量	24年の電力料金	改正後 基本料金	改正後 電力料金	改正後 計	差別増額分	新旧比率	摘要
7	1.030	3.159	4.338	1.133				
8	1.470	3.497	4.338	1.617				
9	940	2.695	4.338	1.034				
小計	3.440	9.351	14.014	3.784	17.798	8.447	1.9	
1~6 10~12(9ヶ月)			39.042					
合計	3.440	9.351	53.056	3.784	56.840	37.489	6.0	

7.5HP(5.63KW) 更級郡塩崎村

7	1.03	1.328	1.370	664				
8	636	1.279	1.370	1.407				
9	587	918	1.370	1.010				
小計	1.820	3.525	4.110	3.081	7.190	3.666	2.0	
1~6 10~12			12.330					
合計	1.820	3.525	16.440	3.081	19.521	15.996	5.5	

(80KW 1台) 更級郡日原村大原

7	8.110	14.186	17.585	7.687				
8	5.926	13.011	17.585	5.765				
9	5.204	11.323	17.585	5.130				
小計	19.240	42.520	52.755	18.582	71.337	28.817	1.7	
1~6 10~12			158.265					
合計	19.240	42.520	211.020	18.582	229.602	187.082	5.4	

100HP(75KW) 1台 埴科郡坂埠町耕地整理組合

7	9.540	15.622	16.548	8.945				
8	14.370	19.037	16.548	13.196				
9	6.810	13.692	16.548	6.543				
小計	30.720	48.351	49.644	28.684	78.328	29.977	1.6	
1~6 10~12(9ヶ月)			148.932					

DECLASSIFIED E.O. 12065 SECTION 3-402/NNDG NO. 775013

10~12			12.330					
合計	1.820	3.525	16.440	3.081	19.521	15.996	5.5	

(80KW 1台) 更級郡日原村大原

7	8.110	18.186	17.585	7.687				
8	5.926	13.011	17.585	5.765				
9	5.204	11.323	17.585	5.130				
小計	19.240	42.520	53.755	18.582	71.337	28.817	1.7	
1~6 10~12			158.265					
合計	19.240	42.520	211.020	18.582	229.602	187.082	5.4	

100HP (75KW) 1台 埴科郡坂埠町耕地整理組合

7	9.540	15.622	16.548	8.945				
8	14.370	19.037	16.548	13.196				
9	6.810	13.692	16.548	6.543				
小計	30.720	48.351	49.644	28.684	78.328	29.977	1.6	
1~6 10~12 (9月)			148.932					
合計	30.720	48.351	198.576	28.684	227.260	178.909	3.7	

80HP (60K) 1台 下水内郡豊井村荒山

6	3.638	4.306	13.467	3.600				
7	8.180	9.698	13.467	7.748				
8	8.920	10.478	13.467	8.400				
9	3.530	4.091	13.467	3.485				
小計	24.256	28.573	53.868	23.233	77.101	48.[illegible]8	1.7	
1~6 10~12 (8月)			107.736					
合計	24.256	28.573	161.604	23.233	184.837	[illegible]264	6.5	

DECLASSIFIED E.O. 12065 SECTION 3-402/NNDG NO. 775013

潅漑排水機調 (電力)

(昭和24年8月

地方事務所	箇所数	受益面積 町	馬力	馬力別台数 1/2	1	2	3	5	7.5	10	15	20	25	30	40	45	50
南佐久	12	336.0	1413.0				1		2	2		1		1		1	
北佐久	5	68.2	74.0				3						1		1		
上小	11	443.7	1821.5						1	3	5	1					
諏訪	179	552.8	2340.0	72	73	13	8	9	4								
上伊那	9	217.0	250.0					1		2	1	2		1	1		
下伊那	2	60.0	55.0										1	1			
西筑摩	2	53.0	110.0							1							
松筑	99	546.5	934.0	10	9	14	14	17	4	9	10	2	2	3	2	3	
南安曇	1	3.0	5.0					1									
北安曇	26	253.6	711.0	2		1	1	2	2	2	3	3	2	1	1	3	
更級	14	445.3	487.5					2	3	3	1	1		1			
埴科	10	189.9	201.0		1			1	2	4	1			1			
上高井	5	225.0	75.0					1		3					1		
下高井	5	112.0	95.0							1	2		1	1			
長水	13	251.0	306.5	1			2	2		2		2	2	1			
下水内	8	369.5	250.0							1	2	2	1				
計	401	4126.5	5,383.5	85	83	28	29	35	18	33	25	14	10	11	6	7	1

DECLASSIFIED E.O. 12065 SECTION 3-402/NNDG NO. 775013

機調（電力）

（昭和24年8月1日現在）長野縣耕地課

反別																			
5	5	5	10	15	20	25	30	40	45	50	80	100	105	175	190	250	800	計
1		2	2		1		1		1	1					1	1	1	12
3						1		1										5
		1	3	5	1					1								11
8	9	4																179
-	1		2	1	2		1	1		2								10
				-	1	1												2
			1							2								3
4	17	4	9	10	2	2	3	2	3			1						100
	1																	1
1	2	2	2	3	3	2	1	1	3	2		2						27
	2	3	3	1	1		1				1		1	1				14
	1	2	4	1			1					1						10
	1		3					1										5
			1	2		1	1											5
2	2		2		2	2	1			1		1						14
			1	2	2	1				1	1							8
79	35	18	33	25	14	10	11	6	7	10	2	5	1	1	1	1	1	406

DECLASSIFIED E.O. 12065 SECTION 3-402/NNDG NO. 77501/3

INVESTIGATION INTO CHARGE OF ELECTRICITY TO BE USED FOR IRRIGATION AND DRAINAGE

(Including tax)

Arable Land Section,
Agricultural Land Dept.
Nagano Prefecture

	Classification of elect. charge	Unit	Regulation Charge: Discounted charge by early payment	Regulation Charge: Ordinary charge	Remarks
Electricity charge for small demand (less than 50KW)	Demand elect. charge (basic charge)	1 KW per month	¥ 205.40	¥ 228.30	
	Elect. charge (standard charge) (within allocated quantity)	per KWH	1.00	1.10	
	Charge for excess use (more than allocated quantity)	"	9.10	10.15	
Electricity charge for large demand (more than 50 KW)	Demand elect. charge within 50KW	1 contract for 1 month	10,272.30	11,413.10	
	Within 500 KW more than 50 KW	1 KW per month	184.90	205.40	
	More than 500 KW	"	164.40	168.90	
	Elect. charge (Standard charge) within 5000 KWH	per KW	.89	.99	
	Within 200,000 KW more than 5000 KW.	"	.79	.88	
	More than 200,000 KWH	"	.67	.70	
	Charge for excess use (more than allocated quantity)	"	9.13	10.15	

Table of Electricity charge (Revised on 13 Dec. 1949)

I. Charge for large demand (contract for more than 50KW. Figures in parentheses are the charge discounted by early payment)

Area	(A) Basic charge (a) within 50 KW	(b) within 500KW more than 50KW per KW	(c) For excess use (more than 500KW per KW	(B) Elec. charge (a) Within 5000 KWH per KWH	(b) Within 200,000 KWH more than 5000 KWH per KWH	(c) Within the allocated quantity more than 200,000 KWH per KWH	(d) For excess use per KWH.
Hokkaido	¥ 10,000.00 (9,000.00)	¥ 200.00 (180.00)	¥ 170.00 (165.00)	¥ 1.34 (1.21)	¥ 1.21 (1.09)	¥ 1.01 (98)	¥ 6.78 (6.10)
Tohoku	"	150.00 (135.00)	121.00 (117.00)	78 (70)	70 (63)	56 (54)	8.89 (8.00)
Kanto	"	180.00 (162.00)	148.00 (144.00)	71 (64)	62 (56)	51 (49)	8.89 (8.00)
Chubu	"	180.00 (162.00	148.00 (144.00)	87 (78)	77 (69)	61 (59)	8.89 (8.00)
Hokuriku	"	150.00 (135.00	121.00 (117.00)	60 (54)	57 (45)	37 (36)	8.89 (8.00)
Kansai	"	200.00 (180.00)	170.00 (165.00)	1.13 (1.02)	1.00 (90)	79 (77)	8.89 (8.00)
Chugoku	"	200.00 (180.00)	170.00 (165.00)	1.60 (1.44)	1.44 (1.30)	1.21 (1.17)	8.89 (8.00)
Shikoku	"	200.00 (180.00)	170.00 (165.00)	1.43 (1.29)	1.29 (1.16)	1.07 (1.04)	8.22 (7.40)
Kyushu	"	200.00 (180.00)	170.00 (165.00)	1.74 (1.57)	1.57 (1.41)	1.31 (1.27)	5.67 (5.10)

DECLASSIFIED E.O. 12065 SECTION 3-402/NNDG NO. 45503

II. Charge for small demand (Contract for within 50 KW)

Area	(A) Basic charge per KW ¥	(B) Elec. charge per KWH ¥	(C) charge for excess use per KWH ¥	(D) Rate of discount on early payment
Hokkaido	200.00	1.74	6.78	10% discount when the payment is made within 15 days
Tohoku	"	.87	8.89	
Kanto	"	.79	8.89	
Chubu	"	.97	8.89	
Hokuriku	"	.69	8.89	
Kansai	"	1.26	8.89	
Chugoku	"	1.60	8.89	
Shikoku	"	1.45	8.82	
Kyushu	"	1.74	5.67	

Remarks: This prefecture is in the area of the Chubu Electric Supply Co.

DECLASSIFIED E.O. 12065 SECTION 3-402/NNDG NO. 77501/3

List of Irrigation-Drainage Machines (Power) (As of Aug. 1, 1949) Arable Land Section, Nagano Pref. Govt.

Name of Local Office	No. of Location	Area covered cho	Horse-power	No. of Machines by horse-power																						
				1/2	1	2	3	5	7.5	10	15	20	25	30	40	45	50	80	100	105	175	190	250	300	Total
Minamisaku:	12	336.0	1,413.0				1		2	2	1		1		1	1						1	1	1	12
Kitasaku:	5	68.2	74.0				3					1		1											5
Jyosho:	11	143.7	182.5						1	3	5	1				1									11
Suwa :	179	552.8	234.0	72	73	13	8	9	4																179
Kamiina:	9	217.0	250.0					1		2	1	2		1	1		2								10
Shimoina:	2	60.0	55.0										1	1											2
Nishichikuma:	2	53.0	110.0							1							2								3
Shochiku:	99	546.5	934.0	10	9	14	14	17	4	9	10	2	2	3	2	3		1							100
Minamiazumi:	1	3.0	5.0					1																	1
Kitaazumi:	26	253.6	711.0	2		1	1	2	2	2	3	3	2	1	1	3	2	2							27
Sarashina:	14	445.3	487.5					2	3	3	1	1		1				1	1	1					14
Hanishina:	10	189.9	201.0		1			1	2	4	1			1				1							10
Kamitakai:	5	225.0	75.0					1		3					1										5
Shimotakai:	5	112.0	95.0							1	2	1	1												5
Chogui:	13	251.0	306.5	1			2	2		2	2	2	2	1			1		1						14
Shimominochi:	8	369.5	250.0							1	2	2	1				1	1							8
Total:	401	4,126.5	5,383.5	85	83	28	29	25	18	33	25	14	10	11	6	7	10	2	5	1	1	1	1	1	406

DECLASSIFIED E.O. 12065 SECTION 3-402/NNDG NO. 74503/3

TABLE SHOWING COMPARISON OF ELECTRIC CHARGES

Koumi-mura Farm Land Development Association, Minamisaku-gun (1 600KW Suction - pump)

Classified by Month	Electricity Consumed	Electric charge for 1949	Revised Charge: Basic Charge	Revised Charge: Charge for actual consumption	Revised Charge: Total	Charge Increased	Ratio of Old and Revised Charges shown by mutiple	Remarks
	KWH	¥	¥					
June	97,000	121,841	105,532	85,910				
July	105,000	145,670	105,532	92,950				
August	57,000	99,431	105,532	50,710				
Total:		366,942	316,596	229,570	546,166	179,224	1.5	
Jan.-May)for Sept.-Dec.)9)months			949,788		949,788	949,788		
Grand Total:		366,942	1,266,384	229,570	1,495,954	1,129,012	4.1	
(1) 80 KW (2 40KW Suction pipes) Nakai Water-Drawing Association, Nakaminowa-mura, Kamiina-gun								
June	9,000	20,430	17,575	8,470				
July	59,520	59,330	17,575	52,760				
August	58,300	58,391	17,575	51,854				
September	5,600	17,812	17,575	5,478				
Total:	132,420	155,963	70,300	118,562	188,862	32,899	1.2	
Jan.-May (for Oct.-Dec.(8 (months			140,600					
Grand Total:	132,420	155,963	210,900	118,562	329,402	173,499	2.1	

DECLASSIFIED E.O. 12065 SECTION 3-402/NNDG NO. 47503/13

(2) 1 30 KW Suction-pump Nibani, Misuzu-mura, Kamiina-gun

Classified by Month	Electricity Consumed KWH	Electric charge for 1949 ¥	Revised Charge: Basic Charge ¥	Revised Charge: Charge for actual comsumption	Total	Charge Increased	Ratio of Old and Revised Charges shown by mutiple	Remarks
June	9,600	12,792	6,849	10,560				
July	6,020	10,035	6,849	6,622				
August	17,980	19,245	6,849	19,778				
Total:	33,600	42,072	20,547	36,960	57,567	14,435	1.4	
Jan.-May (for Sept.-Dec.(9 months			61,641					
Grand Total :	33,600	42,072	82,188	36,960	119,147	77,076	2.8	

(67.5 KW) Shimoikuno, Ikusaka-mura, Higashi-chikuma-gun

June	3,540	18,574	15,008	3,505				
July	5,500	12,204	15,008	5,469				
August	7,120	13,063	15,008	6,816				
September	5,200	3,677	15,008	5,126				
Total	21,450	47,578	60,032	20,916	80,948	33,370	1.7	
Jan.-May (for Oct.-Dec.(9 months			120,064					
Grand Total:	21,450	47,578	180,096	20,916	201,012	153,434	4.2	

(75 KW) Hikari Arable Land Adjustment Association, Kamikawate-mura, Higashi-chikuma-gun

June	840	13,898	16,548	832				
July	14,480	19,114	16,548	13,292				
August	17,710	21,398	16,548	16,135				
September	17,120	20,981	16,548	15,616				
Total:	50,150	75,391	66,192	45,876	112,068	36,677		
Jan.-May(for Oct.-Dec.(9 months			132,384					
Grand Total:	50,150	75,391	198,576	45,876	244,452	169,061	3.2	

DECLASSIFIED E.O. 12065 SECTION 3-402/NNDG NO. 47503/13

(1) 1 100 KW Suction-pump Hiki, Rikusato-mura, Kitaazumi-gun

July	2,675 KWH	¥ 10,937	¥ 21,683	2,648			
August	4,200	11,678	21,683	4,158			
September	2,875	8,662	21,683	2,846			
Total:	9,750	31,277	65,049	9,652	74,701	43,424	24
Jan.-May (for Oct.-Dec.(8 (months			195,147				
Grand Total:	9,450	31,277	260,294	9,652	269,946	237,604	8.0
(2)1 25 HP(18.75 KW) Suction-pump)		Hirotsu-mura Asson.	Kitaazumi-gun				
July	1,030	3,159	4,338	1,133			
August	1,470	3,499	4,338	1,617			
September	940	2,695	4,338	1,034			
Total	3,440	9,351	14,014	3,784	17,798	8,447	1.9
Jan.-June(for Oct.-Dec.(9 (months			39,042				
G.Total	3,440	9,351	53,056	3,784	56,840	37,489	6.0
7.5 HP (5.63KW Suction-pump)		Shiozaki-mura, Sarashina-gun					
July	603	1,328	1,370	664			
Aug.	530	1,279	1,370	1,407			
Sept.	587	918	1,370	1,010			
Total	1,820	3,525	4,110	3,081	7,190	3,666	2.0
Jan.-June(for Oct.-Dec.(9 (months			12,330				
Total	1,820	3,525	16,440	3,081	19,521	15,996	5.5

DECLASSIFIED E.O. 12065 SECTION 3-402/NNDG NO. 74503/13

1 (80KW Suction-pump)			Ohara, Hihara-mura, Sarashina-gun				
July	8,110 KW	18,186	17,585	7,687			
Aug.	5,926	13,011	17,585	5,765			
Sept.	5,204	11,323	17,585	5,130			
Total:	19,240	42,520	52,755	18,582	71,337	28,817	1.7
Jan.-June(for Oct.-Dec.(9 (month			158,265				
Total	19,240	42,520	211,020	18,582	229,602	187,082	5.4
100 HP 975 KW Suction-pump)			Sakaki-machi Arable Land Adjustment Association, Hanishina-gun				
July	9,540	15,622	16,548	8,945			
Aug.	14,370	19,037	16,548	13,196			
Sept.	6,810	13,692	16,548	6,543			
Total:	30,720	48,351	49,644	28,684	78,328	29,977	1.6
Jan.-June(for Oct.-Dec.(9 (months			148,932				
Grand Total	30,720	48,351	198,576	28,684	227,260	178,909	3.7
1 30HP (60K)			Arayama, Toyoi-mura, Shimominochi-gun				
June	3,636	4,306	13,467	3,600			
July	8,180	9,698	13,467	7,748			
Aug.	8,920	10,478	13,467	8,400			
Sept.	3,520	4,091	13,467	3,485			
Total	24,256	28,573	53,868	23,233	77,101	48,528	1.7
Jan.-May (for Oct. 12 (8 (months			107,736				
Grand Total	24,256	28,573	161,604	23,233	184,837	156,264	6.5

DECLASSIFIED E.O. 12065 SECTION 3-402/NNDG NO. 77501/3

DECLASSIFIED E.O. 12065 SECTION 3-402/NNDG NO. 47501/3

List of Production Cost of Rice and Power Rates (For 1949 J.F.Y.)

Name of Area	Yield per "tan"	Production cost per "tan"								Production cost and power charges per "Koku"		
		Wages	Cost of fertilizers	Cost of seeds	Taxes other public charges	Cost of irrigation	Power charges	Others	Total	Production cost	Power charges	Ratio
	Koku	Y	Y	Y	Y	Y	Y	Y	Y	Y	Y	%
Agricultural Land Development Association of Koumi-mura, Minamisaku-gun	2.0	3,000	1,920	78	88	464	2,823	500	8,868	4,434	1,412	31.8
Hanaoka, Kaise-mura, Minamisakugun	2.1	8,500	1,650	60	600	800	122	250	11,982	5,706	58	1.0
Irrigation Ass'n. of Okubo, Kawabe-mura, Kitasaku-gun	3.0	7,750	2,100	100	3,000	500	1,800	1,000	16,250	5417	600	11.1
Shinmachi, Nagakubo, Chiisagata-gun	2.5	5,940	1,302	120	370	55	29	120	7,936	3,174	48	1.5
Suwagata, Ueda city	2.7	5,775	1,772	122	207	1,200	191	1,016	10,283	3,809	71	1.9
Nagaike, Kawabe-mura, Chiisagata-gun	2.87	5,775	1,689	81	414	1,510	146	85	9,700	3,380	52	1.5
Kowada, Suwa city	3.26	5,625	3,734	88	314	140	350	5,855	16,106	4,939	107	2.2
Fukushima, Nakagawa-mura, Suwa-gun	3.28	5,750	3,690	88	323	170	450	5,460	15,931	4,864	146	4.4
Shimodaira, Minakata-mura, Kamiina-gun	3.0	7,000	3,500	60	200	542	288	50	11,720	3,907	96	2.5
Nakai, Nakaminowa-mura, "	2.6	6,825	3,850	60	260	1,000	446	320	12,761	4,912	171	3.5
Arableland Ass'n.of [illegible], Harutomi, Kamiina-gun	2.06	5,200	2,820	50	270	950	160	-	9,450	4,590	78	1.7

Nakamura, Katagiri-mura, Kamiina-gun	3.00	6,000	3,400	70	250	620	200	60	10,600	3,530	67	1.9
Futakomochi, Otaki-mura, Nishi-chikuma-gun	1.1	5,800	703	180	425	650	183	400	8,341	7,590	167	2.2
Shimo-Ikuno, Ikusaka-mura, Higashi-chikuma-gun	2.0	4,500	600	100	130	166	420	-	5,916	2,958	210	7.1
Arableland Ass'n. of Hikari, Kamikawate-mura, "	2.0	4,500	600	100	130	280	754	-	6,304	3,182	377	11.8
Koizumi, Rikusato-mura, Kitaazumi-gun	1.7	3,760	600	180	250	780	300	450	6,320	3,718	158	4.3
Kitadaira, Hirotsu-mura, "	1.9	4,080	627	180	257	850	900	620	7,514	3,955	472	11.9
Nodaira, Yasaka-mura, "	1.8	3,860	650	135	200	350	800	510	6,505	3,614	445	12.3
Arableland Ass'n. of Daigen, Hihara-mura, Sarashina-gun	2.0	3,000	1,800	90	350	200	857	1,550	7,847	3,924	429	10.9
" " of Shimo-Ichiba, Makisato-mura, "	1.8	3,750	1,500	90	350	500	460	1,300	7,950	4,418	256	5.8
Nobushina-mura [illegible]-mura "	1.8	3,000	1,800	90	246	833	383	1,450	7,802	4,334	212	4.9
Arableland Ass'n. of Sakaki-machi, Hanishina-gun	2.6	8,000	1,145	120	370	219	174	200	10,228	3,934	67	1.7
Kami-Shinden, Kami-kijima-mura, Shimotakai-gun	2.4	3,960	1,774	64	1,097	336	74	900	8,205	3,419	31	0.9
Koichi, Amori-mura, Kamiminochi-gun	2.9	9,000	2,500	500	150	116	109	-	12,375	4,267	38	0.9
Arayama, Toyoi-mura, Shimo-minochi-gun	2.5	6,120	1,400	102	630	576	408	860	10,096	4,032	163	4.0

DECLASSIFIED E.O. 12065 SECTION 3-402/NNDG NO. 77501/3

DECLASSIFIED E.O. 12065 SECTION 3-402/NNDG NO. 775013

P E T I T I O N

9 February 1950

Colonel F. A. Hollingshead,
Chief of the Kanto Civil Affairs Region

We have the honor of requesting your kind attention to the following matter.

To complete the irrigation and drainage facilities of arable land is an indispensable condition for increase and preservation of food production for a highland as Nagano Prefecture. We, farmers of Nagano Prefecture, have strived for increase of food production and completion of food delivery after utilizing in maximum our mountain farmland, which differs from those of the other prefectures in geographical features, and managing our irrigation and drainage facilities at all costs.

6% of the paddy rice-field in Nagano Prefecture have to rely upon the electric power in their irrigation and drainage. Field facilities management expenses in these areas have been greatly increased owing to high cost of electric power charge raised repeatedly since 1945, and production costs of their crops are much larger when compared with those of other areas. But the Government's purchase price of delivered crops from these areas have been decided without any deliberation on this fact. And, moreover, the cost exemption in imposition of the agricultural income tax is very small. It is the great disadvantage for these areas to be treated in the same way with the other areas which share in the benefit of nature. It has

DECLASSIFIED E.O. 12065 SECTION 3-402/NNDG NO. 775013

been the severe sufferings for the farm management of these areas.

Lately the Government has steeply raised the rate of electric power and has abolished the rate discount system of power consumed for irrigation and drainage. Then the charge of power to be used for management of the farm facilities in these areas will be increased, as shown on the tables attached herewith, from 2 to 8 times as much as before. Such being the case, serious consequences to production and delivery of food will, we fear, be brought out, inasmuch as the farmers' husbandry in these areas is forced to be deadlocked and their cultivation be abandoned. To subsidize the farmers' irrigation and drainage management expenses by the national Treasury and to decrease the electric charge of irrigation and drainage facilities are the most urgent matter for elevation of the farmers' social position and development of national economy.

We, the undersigned farmers of Nagano Prefecture, should feel very much obliged if you would take pertinent measures in connection with the above mentioned matter.

IRRIGATION & DRAINAGE FACILITIES
MANAGEMENT COUNTERMEASURE
COMMITTEE, NAGANO PREF.
ARABLE LAND ASSOCIATION

DECLASSIFIED E.O. 12065 SECTION 3-402/NNDG NO. 775013

Petition; "Cost of Electric Power"
Nagano Prefecture

陳情書

DECLASSIFIED E.O. 12065 SECTION 3-402/NNDG NO. 775013

陳情書

灌漑排水施設を完備することは本縣のように標高の最高度の地形に在つて主要食糧の増産確保を期するには必須の要件であります。本縣の農民は地形的に見て他の府縣と趣を異にする山間部の耕地を最大限に利用し幾多の犠牲を拂つて、こ水等施設の

DECLASSIFIED E.O. 12065 SECTION 3-402/NNDG NO. 775013

管理につとめると共に食糧の増産と供出の完遂に努力し来た次第であります。

本縣の水田總面積の約六%の地積は特に電力に依存しなければならない地域であります。してこの地域においては昭和二十年以後数回に及ぶ電力料金値上りによって其の費用は施設管理と共に

DECLASSIFIED E.O. 12065 SECTION 3-402/NNDG NO. 775013

夏窺とあり電力によらない地域
と比較してそれだけ生産経費が
高んでおる現況であります。然る
に政府買上の供出價格はこれ等
費用は全く考慮されないのみな
らず就中農業所得税の面におい
ても生産経費加除額は僅少にし
て一般水田の産米と同一に視ら
ておりますことは著しく不利で

DECLASSIFIED E.O. 12065 SECTION 3-402/NNDG NO. 775013

ありまして從来から経營上深刻
な幅となつてあつた次第であり
ます然るに今回政府におきまし
ては大幅な電力料金を値上げす
ると共に從来から認められ
ました馬の産概排水用電力料
金の割引制も撤廃せられました
ので其の負擔は愈々重く値上げ
前の二乃至八倍の額となる實情

DECLASSIFIED E.O. 12065 SECTION 3-402/NNDG NO. 775013

であります。本縣の代表的地域に
おける電力料金改定前後の比較
等は別紙調査表の通りであります
而してこれ算農民の経済は全く
成綻するに到り止むを得ず耕作
を放棄せざるを得なくなり食糧の
生産確保供出算に重大なる結果
を招くことを憂慮される次第で
あります。本縣はもとより吾国
の経済自立の上に悲しい事實で

DECLASSIFIED E.O. 12065 SECTION 3-402/NNDG NO. 775013

ありますが故にこれ等関係農民の
日夜苦難をしのいで勞々食糧増
産確保に腐心する姿を諒察致さ
れまして農民の社會的地位の向
上と国民経済の発展のため産業
排水施設管理経費の国庫助成及び
産業排水用電力料金を極力軽減
するよう関係農民の苦衷を特別

DECLASSIFIED E.O. 12065 SECTION 3-402/NNDG NO. 775013

御採擇願いまして日本政府をして
速かに適当な措置を構ぜしむる
途を開カルますことを長野縣の
関係農民連名致しまして茲に謹
みて陳情致します。

昭和二十五年二月十日

社團法人耕地協會
産業排水機管理対策委員會

關東民事部長殿

DECLASSIFIED E.O. 12065 SECTION 3-402/NNDG NO. 775013

HEADQUARTERS KCAR
Economics Section
APO 500

Date

FROM	TO	
PK		Chief, Econ. Sec.
		Nat'l. Res. Div.
	✓	Ind. Div.
		Dist. & Enf. Div.
		Labor Div.

REMARKS: For study and possible assistance.
PK

NAGA

TO : Chief of Commerce and Industry
Economics Section, Kanto Civil

THROUGH: Liaison Section, Nagano Prefect

SUBJECT: Road Repair and Construction
(Quarterly Report for Third Qua

ED BY NATIONAL SUBSIDY

es	Works completed		Works being continued		Works not commenced	
t	No. works	Amount	No. works	Amount	No. works	Amou
	000 (000)	41,645,000	-	11,155,000	-	
repairing	000 (8)	10,500,000	-	-	-	
wooden bridge repairing	43 (43)	20,400,000 (20,400,000)	30	15,300,000	12	5,078,400	1	21,60
Steel bridge repairing and re-painting	7 (7)	2,820,000 (2,820,000)	7	2,820,000	-	-	-	
Industrial establishment road improvement	2 (2)	3,400,000 (3,400,000)	1	1,400,000	1	2,000,000	-	
Production and liaison roads improvement	17 (17)	44,000,000 (44,000,000)	3	2,600,000	4	41,400,000	-	
Wooden bridge re-construction	12 (12)	12,000,000 (12,000,000)	4	2,495,600	8	9,504,400	-	
Disaster counter-measures	4 (4)	3,420,000 (3,420,000)	-	-	14	3,420,000	-	
Road mark fixing	975 (975)	1,950,000 (1,950,000)	-	-	975	1,950,000	-	
Road investigation	- (-)	240,000 (240,000)	-	223,800	-	16,200	-	
Total		151,530,000 (151,530,000)		76,984,400		74,524,000		21,60

Remarks: a. The figures in bracket show the number and amo
b. The unit of critical materials is ton.

DECLASSIFIED E.O. 12065 SECTION 3-402/NNDG NO. 775013

NAGA

TO : Chief of Commerce and Industry
Economics Section, Kanto Civil

THROUGH: Liaison Section, Nagano Prefect

SUBJECT: Road Repair and Construction
(Quarterly Report for Third Qua

WORKS PARTLY COVERED BY NATIONAL SUBSIDY

Kind of work	Work expenses		Works completed		Works being continued		Works not commenced	
	No. works	Amount	No. works	Amount	No. works	Amount	No. works	Amou
Gravel road repairing	50 (50)	52,800,000 (52,800,000)	-	41,645,000	-	11,155,000	-	
Paved road repairing	8 (8)	10,500,000 (10,500,000	8	10,500,000	-	-	-	
Wooden bridge repairing	43 (43)	20,400,000 (20,400,000)	30	15,300,000	12	5,078,400	1	21,60
Steel bridge repairing and re-painting	7 (7)	2,820,000 (2,820,000)	7	2,820,000	-	-	-	
Industrial establishment road improvement	2 (2)	3,400,000 (3,400,000)	1	1,400,000	1	2,000,000	-	
Production and liaison roads improvement	17 (17)	44,000,000 (44,000,000)	3	2,600,000	4	41,400,000	-	
Wooden bridge re-construction	12 (12)	12,000,000 (12,000,000)	4	2,495,600	8	9,504,400	-	
Disaster counter-measures	4 (4)	3,420,000 (3,420,000)	-	-	14	3,420,000	-	
Road mark fixing	975 (975)	1,950,000 (1,950,000)	-	-	975	1,950,000	-	
Road investigation	- (-)	240,000 (240,000)	-	223,800	-	16,200	-	
Total		151,530,000 (151,530,000)		76,984,400		74,524,000		21,60

Remarks: a. The figures in bracket show the number and amo
b. The unit of critical materials is ton.

DECLASSIFIED E.O. 12065 SECTION 3-402/NNDG NO. 775013

NAGANO PREFECTURAL GOVERNMENT
ROAD SECTION

File: NLS-175

Jan. 27, 1950

ce and Industry Division,
on, Kanto Civil Affairs Region

, Nagano Prefectural Government

Construction
rt for Third Quarter, Oct. Nov. Dec. 1949)

ng d	Works not commenced		Progress %		Amount of critical materials							
					Required			Received			Used	
unt	No. works	Amount	Previous quarter	This quarter	Cement	Asphalt	Steel	Cement	Asphalt	Steel	Cement	Asphalt
5,000	-	-	-	80	60.7	-	0.45	60.7	-	0.45	44.8	-
-	-	-	80	100	2.5	10⁴	-	2.5	10⁴	-	2.5	10
3,400	1	21,600	40	75	30.5	10.6	75	30.5	10.6	75	22.0	10
-	-	-	10	100	-	-	-	-	-	-	-	-
0,000	-	-	60	75	4.05	-	0.08	4.05	-	0.08	4.05	-
0,000	-	-	60	75	235.4	-	16.8	235.4	-	16.8	235.4	-
4,400	-	-	40	75	209.2	-	38.1	55.2	-	38.1	209.2	-
0,000	-	-	70	90	124.3	-	0.5	124.3	-	0.5	124.3	-
0,000	-	-	0	15	-	-	-	-	-	-	-	-
6,200	-	-	70	100	-	-	-	-	-	-	-	-
4,000		21,600	45	79	666.65	114.6	130.93	512.65	114.6	130.93	642.25	114

e number and amount of the works approved to be covered by subsidy of central government.
is ton.

DECLASSIFIED E.O. 12065 SECTION 3-402/NNDG NO. 775013

File: NLS-175

Jan. 27, 1950

	Amount of critical materials								
	Received			Used			On hand		
	Cement	Asphalt	Steel	Cement	Asphalt	Steel	Cement	Asphalt	Steel
5	60.7	-	0.45	44.8	-	0.30	15.9	-	0.15
	2.5	10⁴	-	2.5	10⁴	-	-	-	-
	30.5	10.6	75	22.0	10.6	56	8.5	-	19
	-	-	-	-	-	-	-	-	-
3	4.05	-	0.08	4.05	-	0.08	-	-	-
	235.4	-	16.8	235.4	-	16.8	-	-	-
	55.2	-	38.1	209.2	-	38.1	15.4	-	-
	124.3	-	0.5	124.3	-	0.5	-	-	-
	-	-	-	-	-	-	-	-	-
	-	-	-	-	-	-	-	-	-
3	512.65	114.6	130.93	642.25	114.6	111.78	378.40	-	19.15

by subsidy of central government.

DECLASSIFIED E.O. 12065 SECTION 3-402/NNDG NO. 775013

Kind of work	Work expenses		works completed		Works being continued		Works not commenced	
	No. works	Amount	No. works	Amount	No. works	Amount	No. works	Amount
WORKS TOTACCY COVERED BY PREFECTURAL APPROPRIATIONS								
Road maintenance	1 (-)	16,022,300 (-)	-	14,843,900	-	1,178,000	-	-
Bridge maintenance	- (-)	5,622,400 (-)	-	5,228,700	-	393,700	-	-
Bridge reconstruction	- (-)	1,289,600 (-)	-	1,289,600	-	-	-	-
Government automobile road improvement	- (-)	2,442,800 (-)	-	2,442,800	-	-	-	-
Assistance to city, town, village road works	50 (-)	4,500,000 (-)	26	2,339,000	24	2,161,000	-	-
Road improvement	18 (-)	6,400,000 (-)	8	2,850,000	9	2,900,000	1	650,0
Total		36,277,100		28,994,000	-	6,633,100	-	650,0
DISASTER REHABILITATION WORKS FOR 1947 FISCAL YEAR								
Prefectural works for prefecture								
Road works	106 (81)	9,766,526 (7,034,000)	81	7,035,500	3	492,000	22	2,239,0
Bridge works	21 (10)	4,236,074 (2,126,000)	10	2,127,600	3	170,000	8	1,938,4
Prefectural works for city, town and village								
Road works	56 (21)	2,954,121 (1,009,000)	21	1,010,000	-	-	35	1,944,1
Bridge works	42 (18)	2,937,113 (1,190,000)	18	1,192,100	-	-	24	1,745,0
Total	225 (130	19,893,834 11,359,000)	130	11,365,200	6	662,000	89	7,866,5

* Appropriations forwarded from 1948 fiscal year.

DECLASSIFIED E.O. 12065 SECTION 3-402/NNDG NO. 775013

s being tinued	Works not commenced		Progress %		Amount of critical m						
	No.		Previous	This	Required			Received			U
Amount	works	Amount	quarter	quarter	Cement	Asphalt	Steel	Cement	Asphalt	Steel	Cement	A
NS												
1,173,000	-	-	60	90	-	-	15	-	-	15	-	
393,700	-	-	55	90	-	-	7	-	-	7	-	
-	-	-	100	100	-	-	-	-	-	-	-	
-	-	-	80	100	-	-	-	-	-	-	-	
2,161,000	-	-	30	50	-	-	-	-	-	-	-	
2,900,000	1	650,000	0	50	-	-	-	-	-	-	-	
6,633,100	-	650,000	55	80	-	-	22	-	-	22	-	
fiscal year.												
AR												
492,000	22	2,239,026	30	48	34.8	-	0.35	34.8	-	0.35	34.8	
170,000	8	1,938,474	35	50	21.3	-	2.13	21.3	-	2.13	21.3	
-	35	1,944,121	30	41	5.0	-	0.05	5.0	-	0.05	5.0	
-	24	1,745,013	35	45	11.9	-	1.19	11.9	-	1.19	11.9	
662,000	89	7,866,634	32	46	73.0	-	3.72	73.0	-	3.72	73.0	

DECLASSIFIED E.O. 12065 SECTION 3-402/NNDG NO. 775013

Amount of critical materials								
Received			Used			On hand		
l: Cement: Asphalt: steel: Cement: Asphalt: steel: Cement: Asphalt: Steel								
-	-	15	-	-	10	-	-	5
-	-	7	-	-	7	-	-	-
-	-	-	-	-	-	-	-	- *
-	-	-	-	-	-	-	-	- *
-	-	-	-	-	-	-	-	-
-	-	22	-	-	17	-	-	5
5 34.8	-	0.35	34.8	-	0.35	-	-	-
3 21.3	-	2.13	21.3	-	2.13	-	-	-
5 5.0	-	0.05	5.0	-	0.05	-	-	-
9 11.9	-	1.19	11.9	-	1.19	-	-	-
2 73.0	-	3.72	73.0	-	3.72	-	-	-

DECLASSIFIED E.O. 12065 SECTION 3-402/NNDG NO. 775013

Kind of work	Work expenses		Works completed		Works being continued		Works not commenced	
	No. works	Amount	No. works	Amount	No. works	Amount	No. works	Amount
DISASTER REHABILITATION WORKS FOR 1948 FISCAL YEAR								
Prefectural works for prefecture								
Road works	89 (85)	27,349,427 (23,689,000)	85	24,419,600	4	2,929,827	-	-
Bridge works	41 (41)	11,065,400 (10,152,000)	41	11,065,400	-	-	-	-
Prefectural works for city, town and village								
Road works	42 (30)	5,819,870 (3,612,000)	30	3,517,200	12	2,302,670	-	-
Bridge works	66 (66)	12,559,680 (7,235,000)	66	12,559,680	-	-	-	-
Total	238 (315)	56,794,377 (44,688,000)	315	9,965,300	16	5,232,997	-	-
Prefectural works for prefecture by prefectural appropriations only								
Road works	315	9,965,300	315	9,965,300	-	-	-	-
Bridge works	50	2,440,900	50	2,440,900	-	-	-	-
Prefectural works for prefecture by prefectural appropriations only								
Road works	60	1,153,300	60	1,153,300	-	-	-	-
Bridge works	35	919,400	35	919,400	-	-	-	-
Total	460	14,478,900	460	14,478,900	-	-	-	-
DISASTER REHABILITATION WORKS FOR 1949 FISCAL YEAR								
Prefectural works for prefecture								
Road works	188 (130)	91,053,400 (58,180,000)	120	37,783,440	25	16,192,800	43	37,077,1
Bridge works	95 (60)	54,139,600 (34,647,000)	55	27,753,000	23	11,894,100	17	14,392,5

DECLASSIFIED E.O. 12065 SECTION 3-402/NNDG NO. 775013

being inued	Works not commenced		Progress %		Amount of critical mater						
	No.		Previous	This	Required			Received			
Amount	works	Amount	quarter	quarter	Cement	Asphalt	steel	Cement	Asphalt	Steel	Cement
,929,827	-	-	70	80	122.1	-	1.22	122.1	-	1.22	122.1
-	-	-	20	80	121.6	-	11.216	121.6	-	11.216	121.6
,302,670	-	-	70	80	17.6	-	0.18	17.6	-	0.18	17.6
-	-	-	20	80	72.4	-	7.24	72.4	-	7.24	72.4
,232,997	-	-	45	80	333.6	-	20.80	333.6	-	20.80	333.6
-	-	-	100	100	38.2	-	0.38	38.2	-	0.38	38.2
-	-	-	100	100	23.9	-	2.39	23.9	-	2.39	23.9
-	-	-	100	100	8.6	-	0.09	8.6	-	0.09	8.6
-	-	-	100	100	18.0	-	1.80	18.0	-	1.80	18.0
-	-	-	100	100	88.7	-	4.66	88.7	-	4.66	88.7
,192,800	43	37,077,160	-	40	482.5	-	4.82	482.5	-	4.82	422.5
,894,100	17	14,392,500	-	45	176.6	-	17.66	176.6	-	17.66	154.6

DECLASSIFIED E.O. 12065 SECTION 3-402/NNDG NO. 775013

	Amount of critical materials								
	Received			Used			On hand		
el	Cement	Asphalt	Steel	Cement	Asphalt	Steel	Cement	Asphalt	Steel
22	122.1	-	1.22	122.1	-	1.22	-	-	-
216	121.6	-	1.216	121.6	-	1.216	-	-	-
8	17.6	-	0.18	17.6	-	0.18	-	-	-
4	72.4	-	7.24	72.4	-	7.24	-	-	-
0	333.6	-	20.80	333.6	-	20.80	-	-	-
8	38.2	-	0.38	38.2	-	0.38	-	-	-
9	23.9	-	2.39	23.9	-	2.39	-	-	-
9	8.6	-	0.09	8.6	-	0.09	-	-	-
0	18.0	-	1.80	18.0	-	1.80	-	-	-
6	88.7	-	4.66	88.7	-	4.66	-	-	-
2	482.5	-	4.82	422.5	-	4.22	60.0	-	0.60
	176.6	-	17.66	154.6	-	17.46	22.0	-	0.20

DECLASSIFIED E.O. 12065 SECTION 3-402/NNDG NO. 775013

Kind of works	Work expenses		works completed		Works being continued		Works not commenced	
	No. works	Amount	No. works	Amount	No. works	Amount	No. works	Amount
Prefectural works for city, town and village								
Road works	62 (40	23,611,000 8,215,000)	31	5,835,880	11	2,501,000	20	15,274,
Bridge works	92 (60	26,993,000 14,244,000)	55	11,623,400	15	4,981,400	22	10,388,
Total	437 (290	195,697,000 115,286,000)	261	82,995,720	74	35,569,300	102	77,131,
Prefectural works for prefecture by prefectural appropriations only								
Road works	560	29,802,600	450	17,984,940	110	11,817,660	-	
Bridge works	107	9,379,000	94	6,872,250	13	2,506,750	-	
Prefectural works for prefecture by prefectural appropriations only								
Road works	41	3,285,000	20	1,074,000	21	2,210,900	-	
Bridge works	30	3,100,000	19	678,700	11	2,421,300	-	
Total	738	45,566,600	383	26,609,990	155	18,956,610	-	

AM/CY

DECLASSIFIED E.O. 12065 SECTION 3-402/NNDG NO. 775013

g / d / unt	Works not commenced		Progress %		Amount of critical materi					
	No. works	Amount	Previous quarter	This quarter	Required			Received		
					Cement	Asphalt	Steel	Cement	Asphalt	Steel
000	20	15,274,120	-	44	80.8	-	0.81	80.8	-	0.81
400	22	10,388,200	-	50	280.3	-	28.03	280.3	-	28.03
300	102	77,131,980	-	45	1,020.2	-	51.32	1,020.2	-	51.32
660	-	-	-	55	93.8	-	0.94	93.8	-	0.94
750	-	-	-	60	56.6	-	5.66	56.6	-	5.66
900	-	-	-	44	9.8	-	0.10	9.8	-	0.10
300	-	-	-	50	12.7	-	1.27	12.7	-	1.27
610	-	-	-	47	172.9	-	7.97	172.9	-	7.97

Used		
Cement	Asphalt	Steel
0.81	80.8	70.8
28.03	258.3	
51.32	906.2	
0.94	93.8	
5.66	56.6	
0.10	9.8	
1.27	12.7	
7.97	172.9	

K. Wada

K. WADA
Chief, Road Se

DECLASSIFIED E.O. 12065 SECTION 3-402/NNDG NO. 775013

unt of critical materials								
ved			Used			On hand		
phalt	Steel	Cement	Asphalt	Steel	Cement	Asphalt	Steel	
-	0.81	70.8	-	0.71	10.0	-	0.10	
-	28.03	258.3	-	27.83	22.0	-	0.20	
-	51.32	906.2	-	50.22	24.0	-	1.10	
-	0.94	93.8	-	0.94	-	-	-	
-	5.66	56.6	-	5.66	-	-	-	
-	0.10	9.8	-	0.10	-	-	-	
-	1.27	12.7	-	1.27	-	-	-	
-	7.97	172.9	-	7.97	-	-	-	

K. Wada

K. WADA
Chief, Road Section

DECLASSIFIED E.O. 12065 SECTION 3-402/NNDG NO. 775013

附近圖

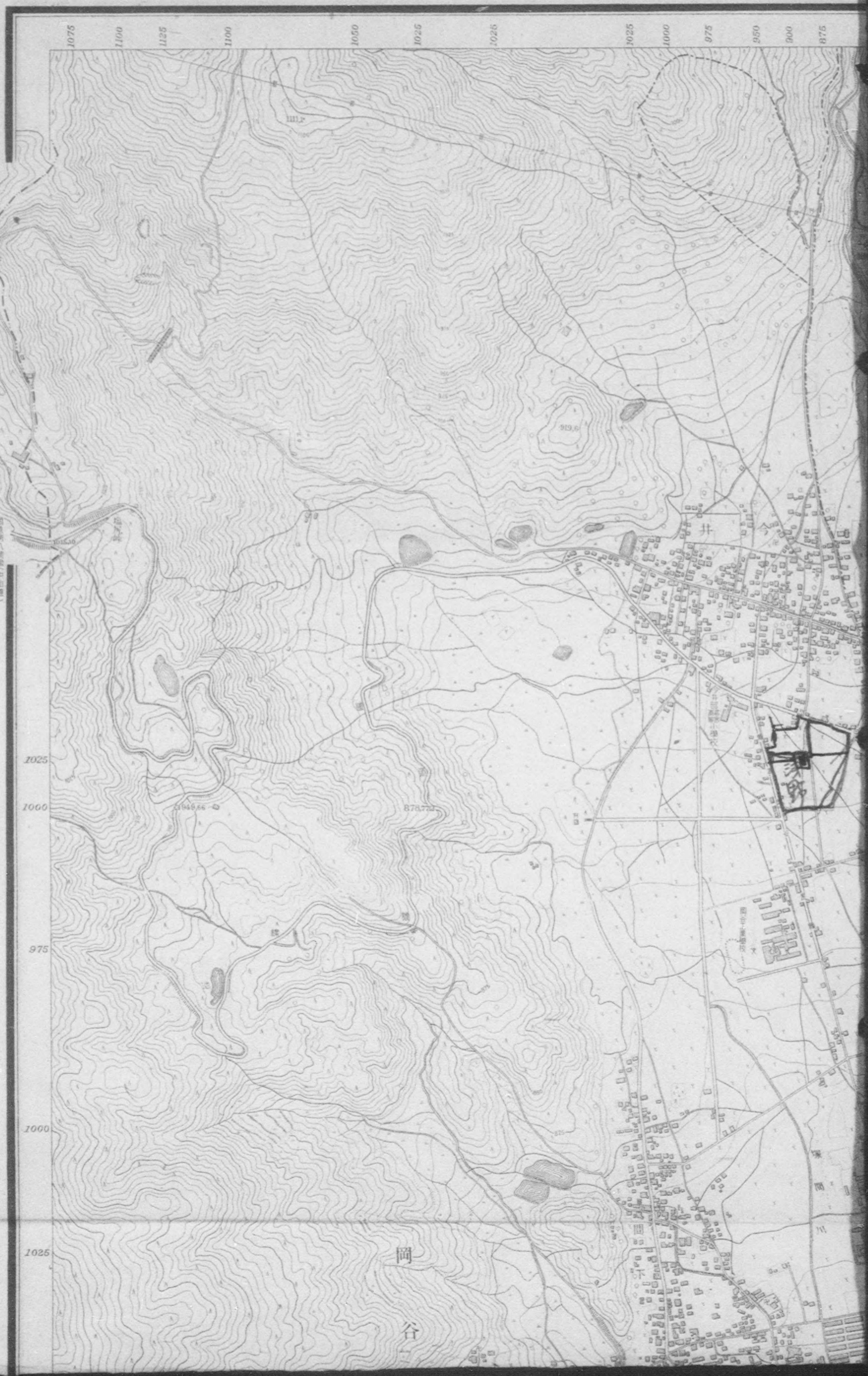

DECLASSIFIED E.O. 12065 SECTION 3-402/NNDG NO. 775013

附其及市谷岡

DECLASSIFIED E.O. 12065 SECTION 3-402/NNDG NO. 775013

DECLASSIFIED E.O. 12065 SECTION 3-402/NNDG NO. 775013

昭和十五年十一月製版印刷發行

發行者 岡谷市役所

印刷者 鮎澤印刷所合名會社

DECLASSIFIED E.O. 12065 SECTION 3-402/NNDG NO. 775013

DECLASSIFIED E.O. 12065 SECTION 3-402/NNDG NO. 775013

DECLASSIFIED E.O. 12065 SECTION 3-402/NNDG NO. 775013

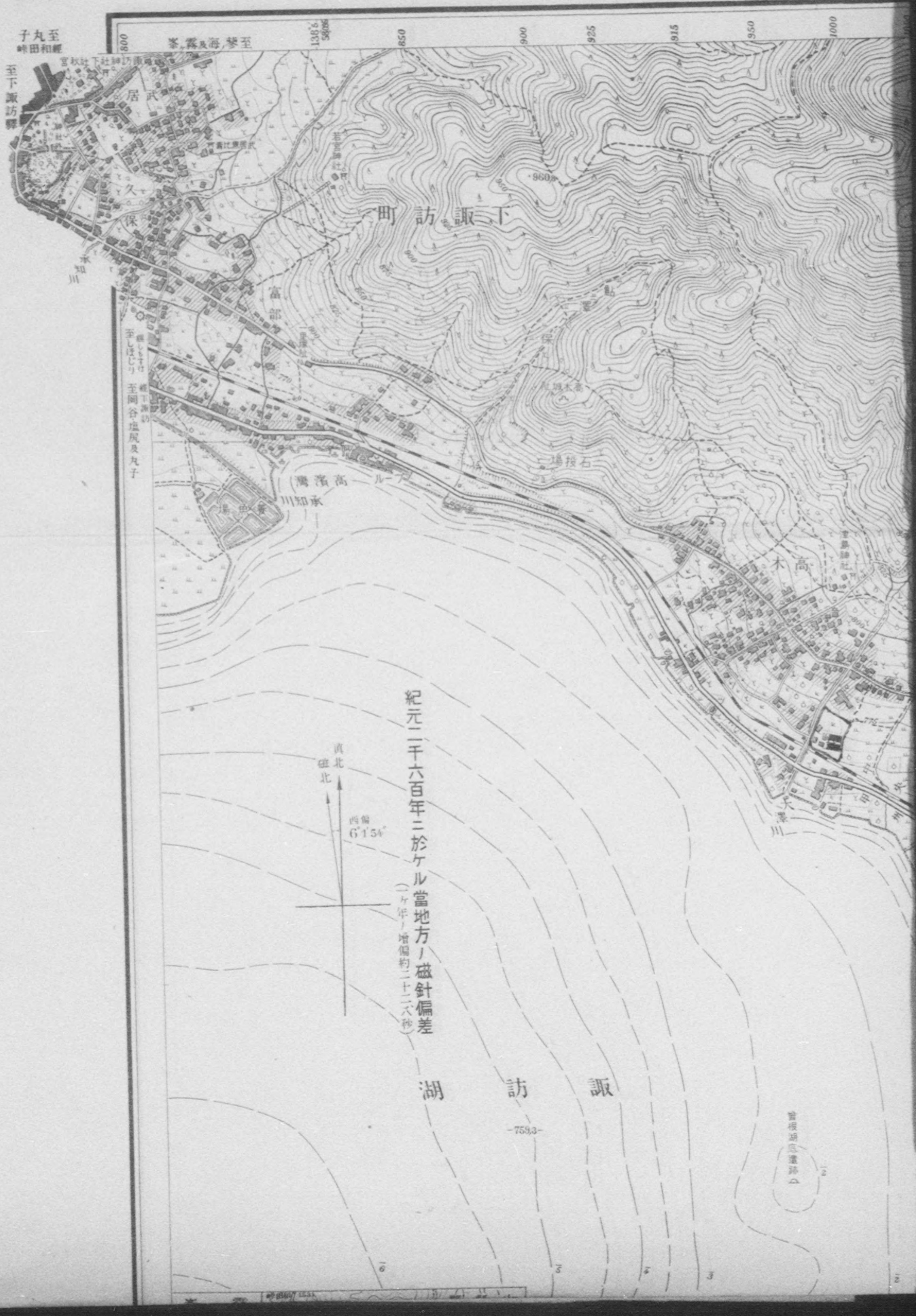

DECLASSIFIED E.O. 12065 SECTION 3-402/NNDG NO. 775013

上諏訪地圖

DECLASSIFIED E.O. 12065 SECTION 3-402/NNDG NO. 775013

DECLASSIFIED E.O. 12065 SECTION 3-402/NNDG NO. 775013

昭和十五年十二月十五日 印刷
昭和十五年十二月二十日 發行
製圖
印刷

DECLASSIFIED E.O. 12065 SECTION 3-402/NNDG NO. 775013

DECLASSIFIED E.O. 12065 SECTION 3-402/NNDG NO. 775013

DECLASSIFIED E.O. 12065 SECTION 3-402/NNDG NO. 775013

DECLASSIFIED E.O. 12065 SECTION 3-402/NNDG NO. 775013

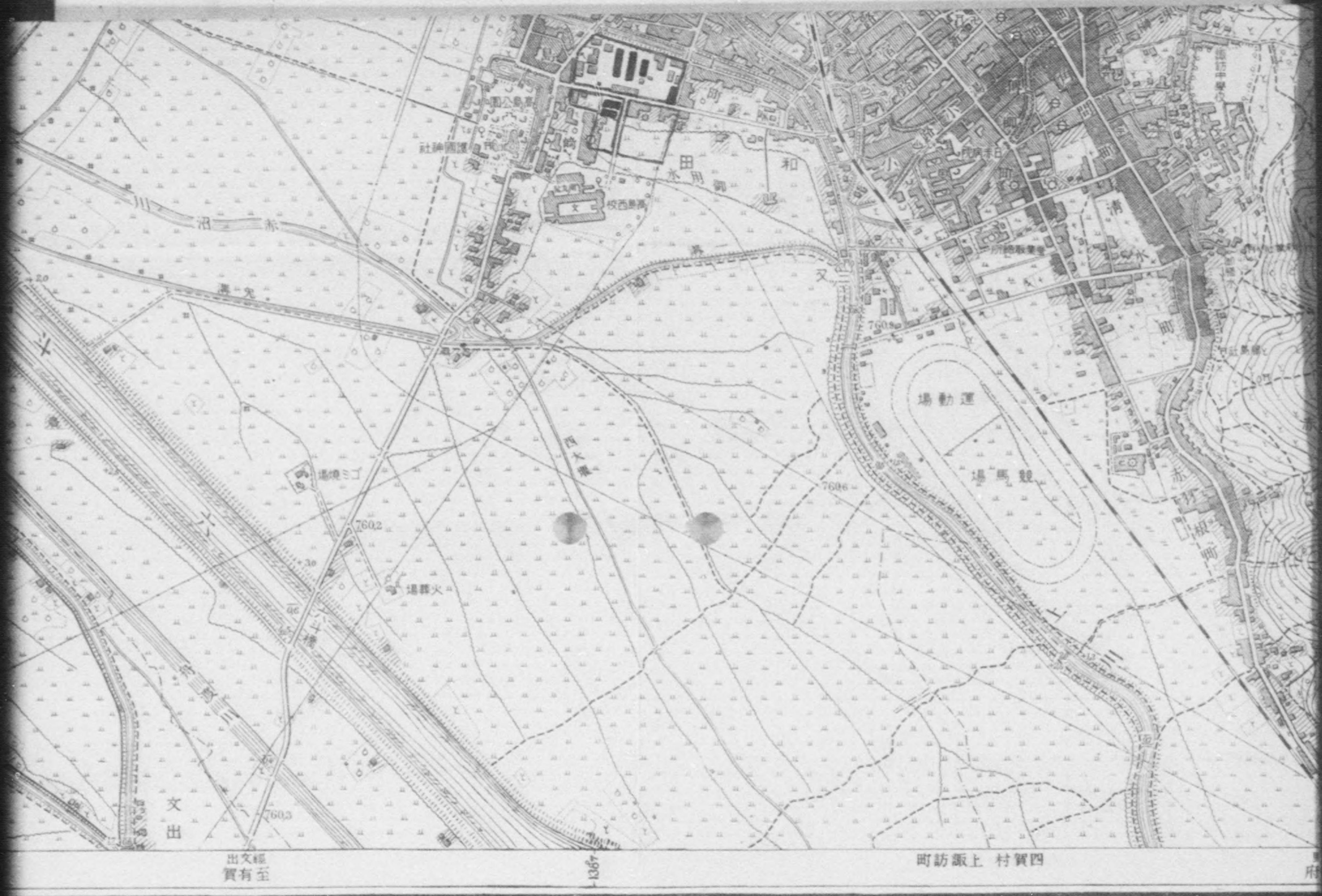

一万分一之尺





DECLASSIFIED E.O. 12065 SECTION 3-402/NNDG NO. 775013

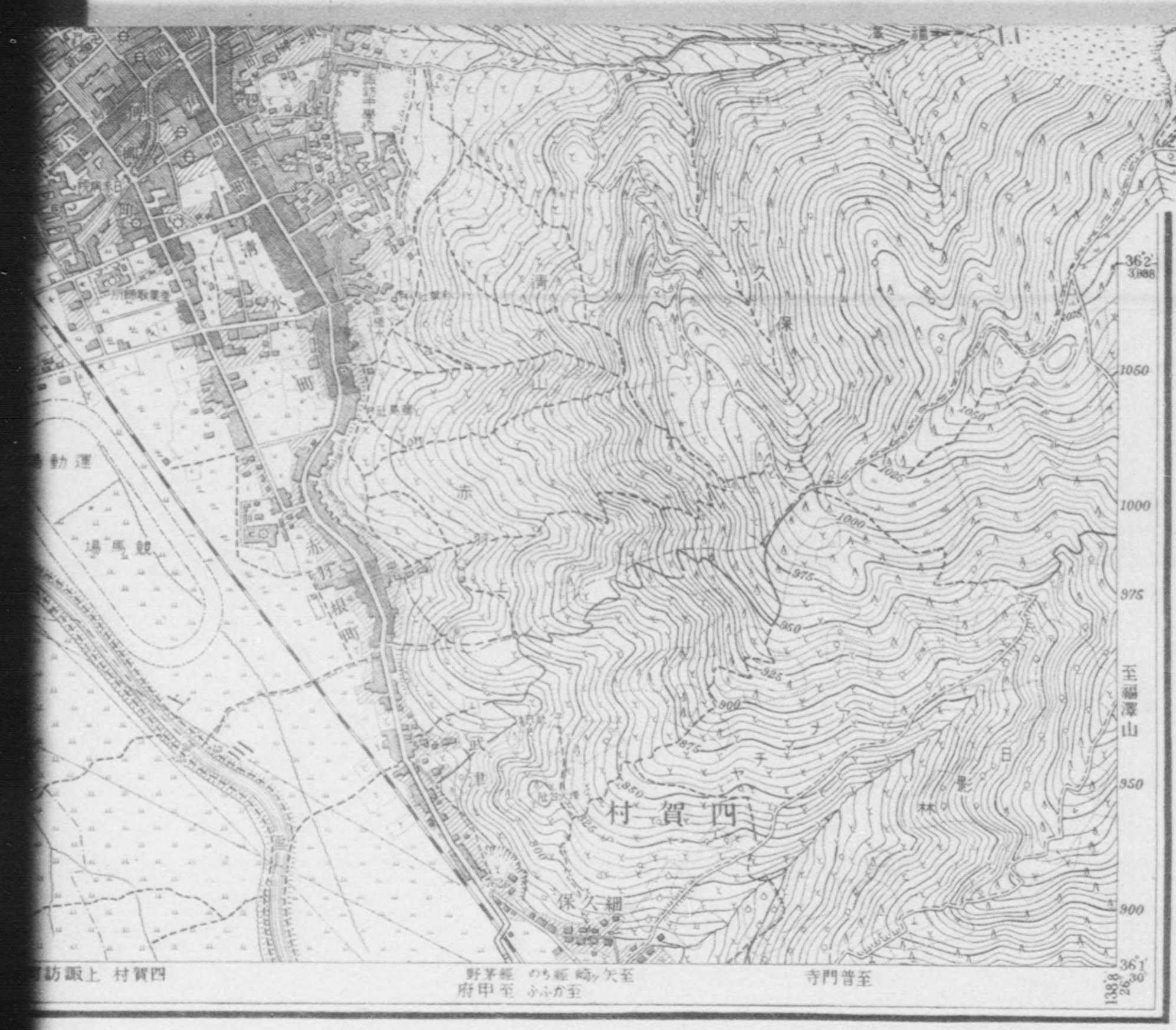

DECLASSIFIED E.O. 12065 SECTION 3-402/NNDG NO. 775013

諏訪

DECLASSIFIED E.O. 12065 SECTION 3-402/NNDG NO. 775013

諏訪地図

DECLASSIFIED E.O. 12065 SECTION 3-402/NNDG NO. 775013

DECLASSIFIED E.O. 12065 SECTION 3-402/NNDG NO. 775013

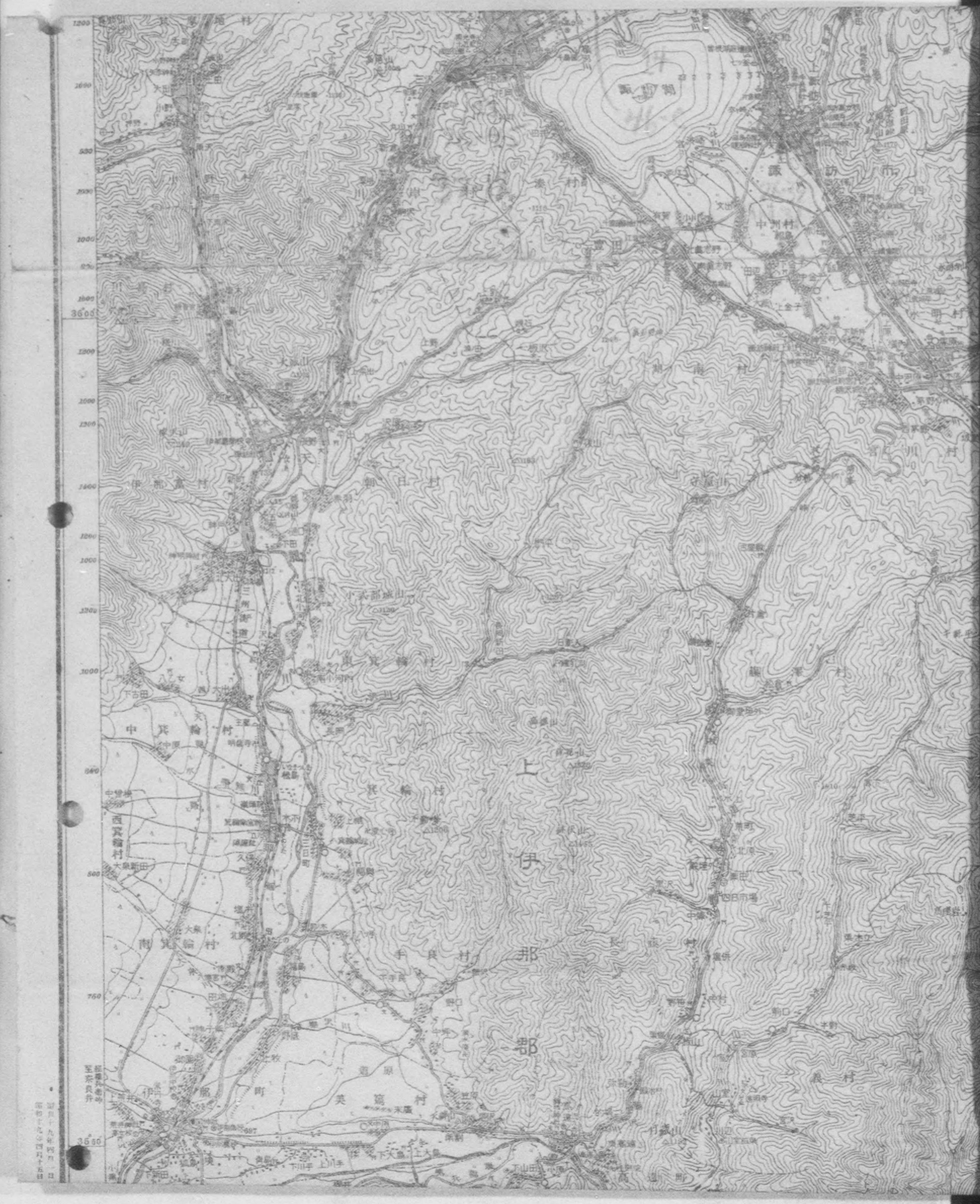

DECLASSIFIED E.O. 12065 SECTION 3-402/NNDG NO. 775013

DECLASSIFIED E.O. 12065 SECTION 3-402/NNDG NO. 775013

DECLASSIFIED E.O. 12065 SECTION 3-402/NNDG NO. 775013

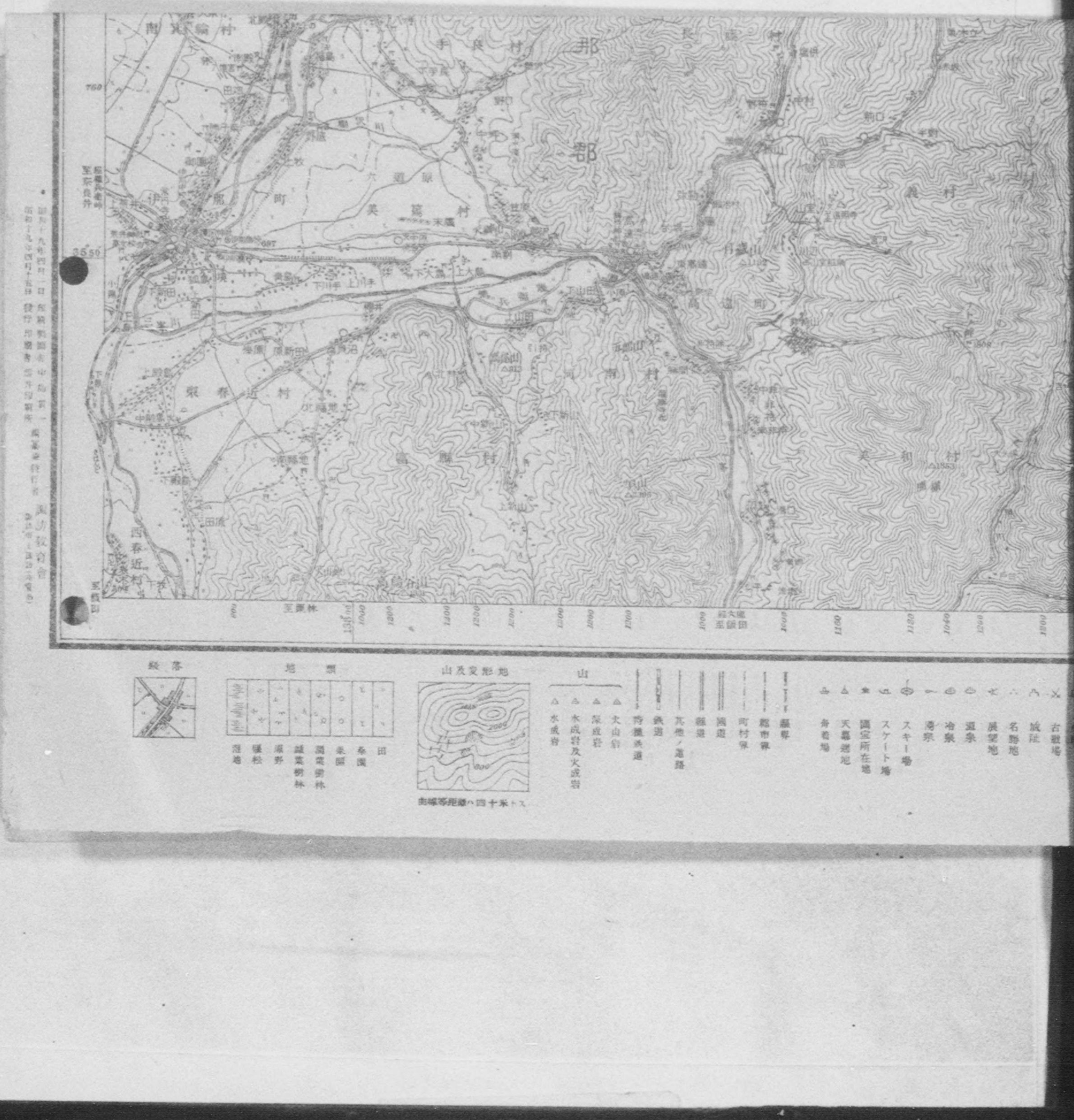

DECLASSIFIED E.O. 12065 SECTION 3-402/NNDG NO. 775013

DECLASSIFIED E.O. 12065 SECTION 3-402/NNDG NO. 775013

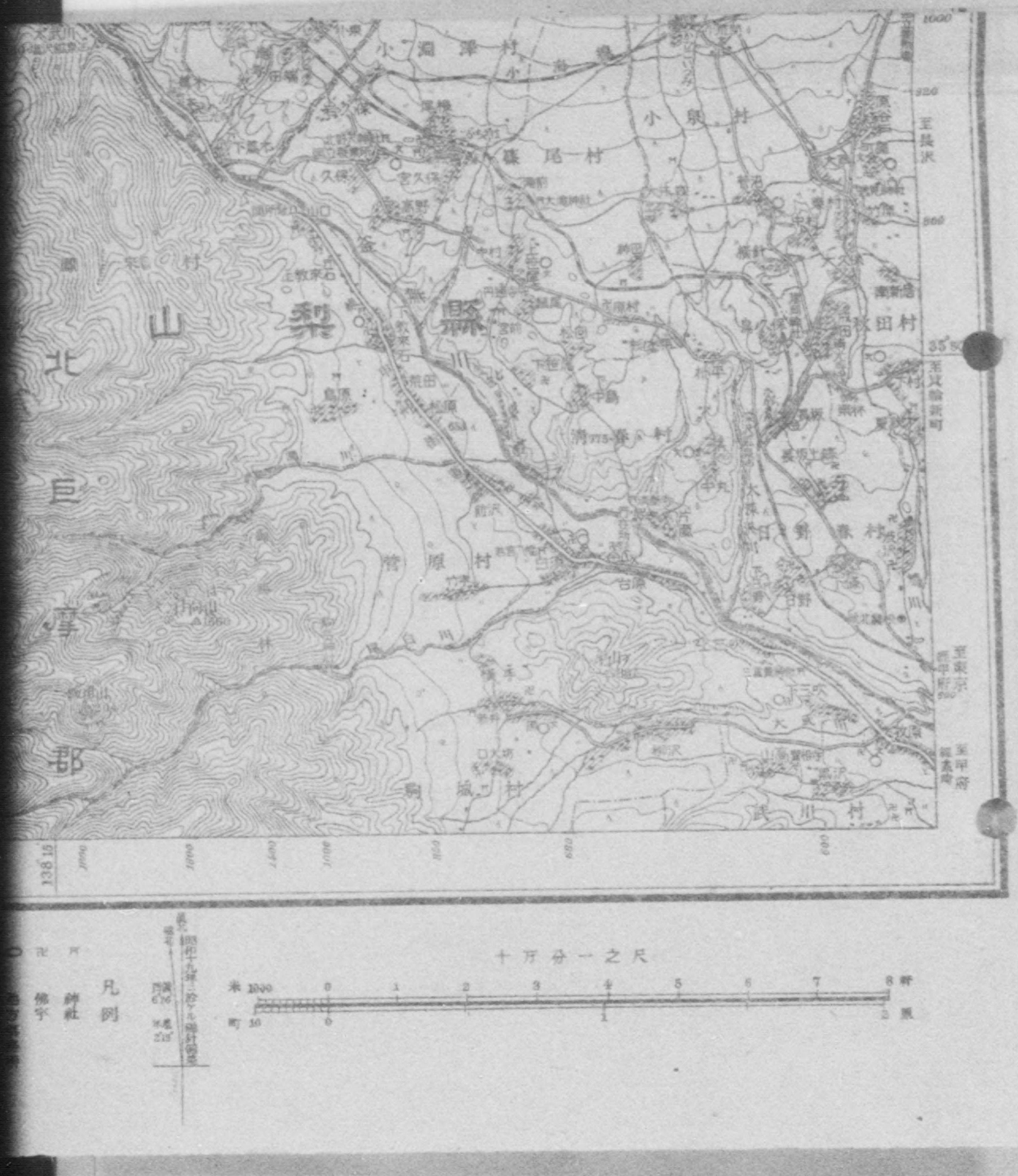

DECLASSIFIED E.O. 12065 SECTION 3-402/NNDG NO. 775013

DECLASSIFIED E.O. 12065 SECTION 3-402/NNDG NO. 775013

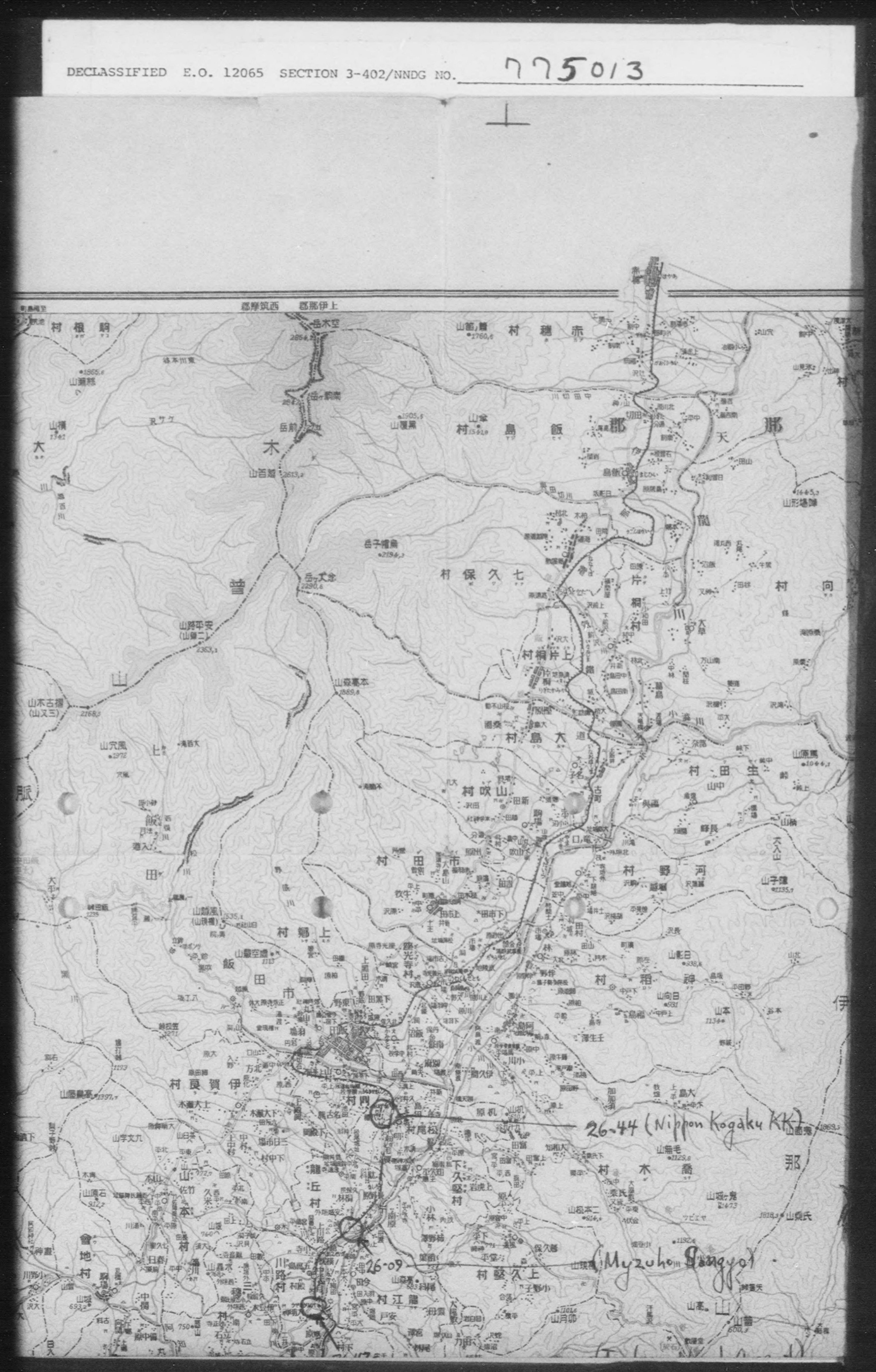

DECLASSIFIED E.O. 12065 SECTION 3-402/NNDG NO. 775013

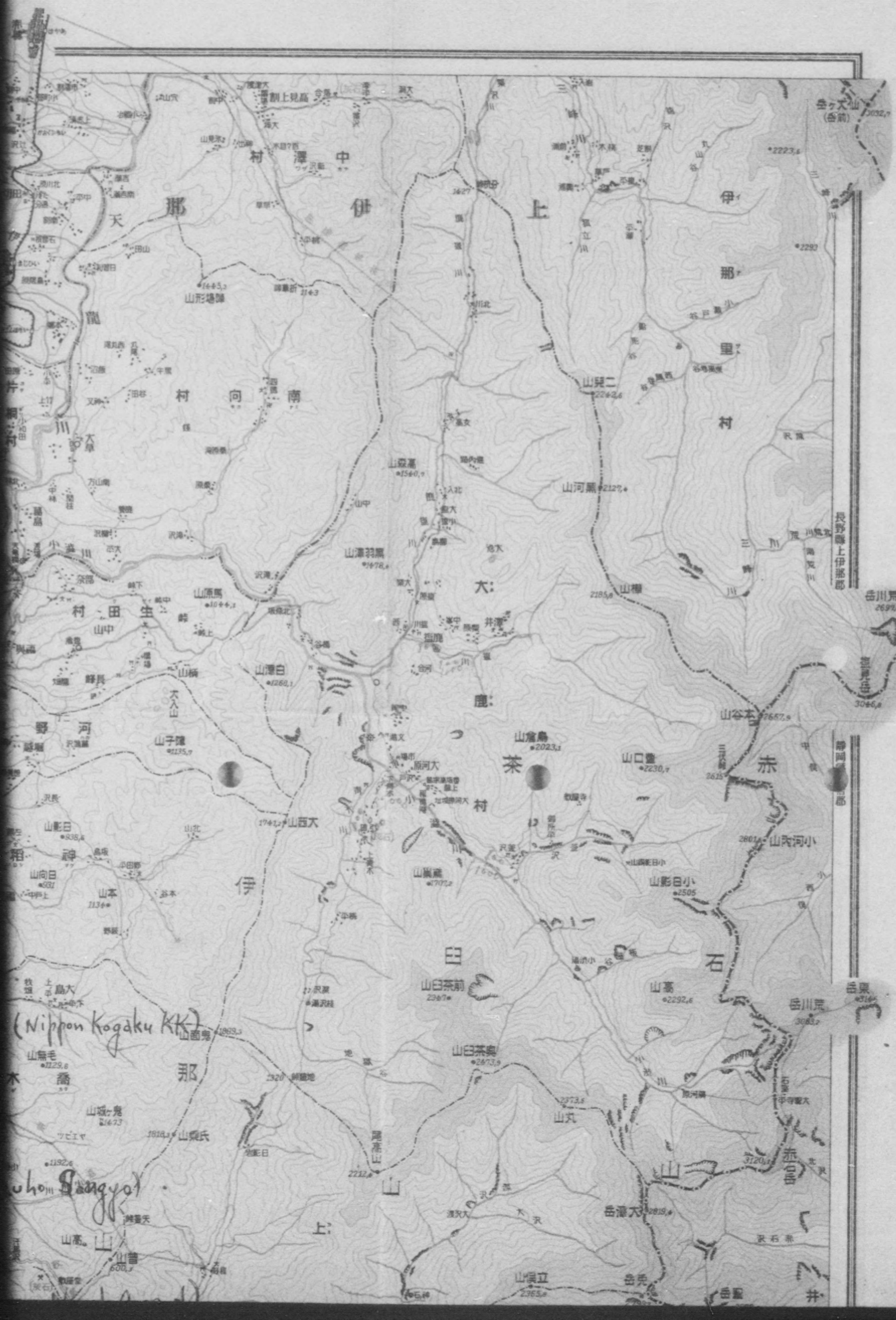

DECLASSIFIED E.O. 12065 SECTION 3-402/NNDG NO. 775013

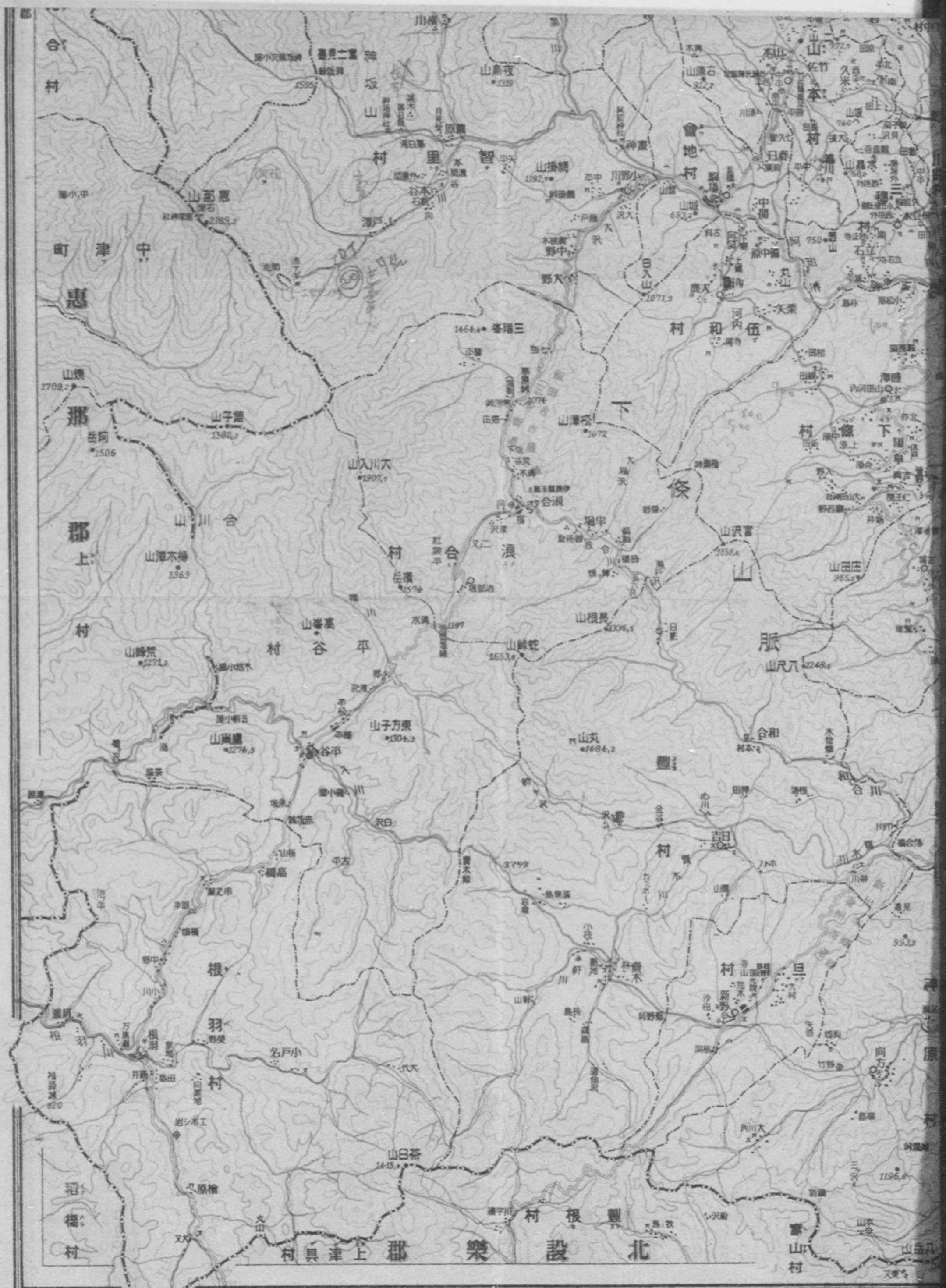

大正十一年六月五日發行　昭和十七年五月十五日訂正三版發行　編輯者　下伊那教育會　發行者　長野縣飯田市東野　山村書院發行

DECLASSIFIED E.O. 12065 SECTION 3-402/NNDG NO. 775013

大正十一年六月一日印刷　大正十一年六月五日發行　昭和十七年五月十五日

DECLASSIFIED E.O. 12065 SECTION 3-402/NNDG NO. 775013

長野縣下伊那郡地圖

一之分万二十尺縮

版藏會部那伊下會育教濃信

(Sangyo)

(Naval Arsenal)

伊那町市街地圖

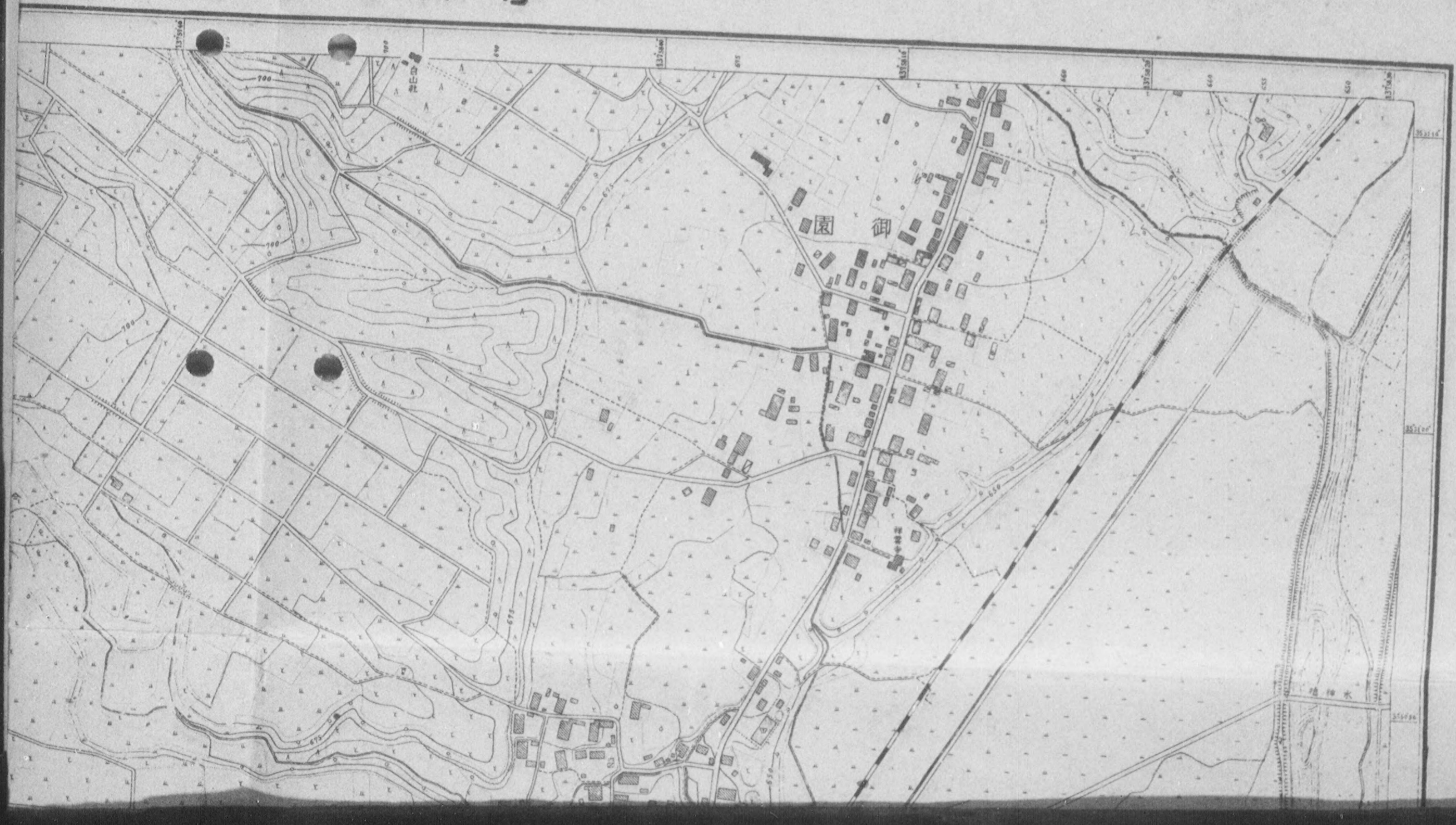

DECLASSIFIED E.O. 12065 SECTION 3-402/NNDG NO. 77501/3

DECLASSIFIED E.O. 12065 SECTION 3-402/NNDG NO. 775013

DECLASSIFIED E.O. 12065 SECTION 3-402/NNDG NO. 775013

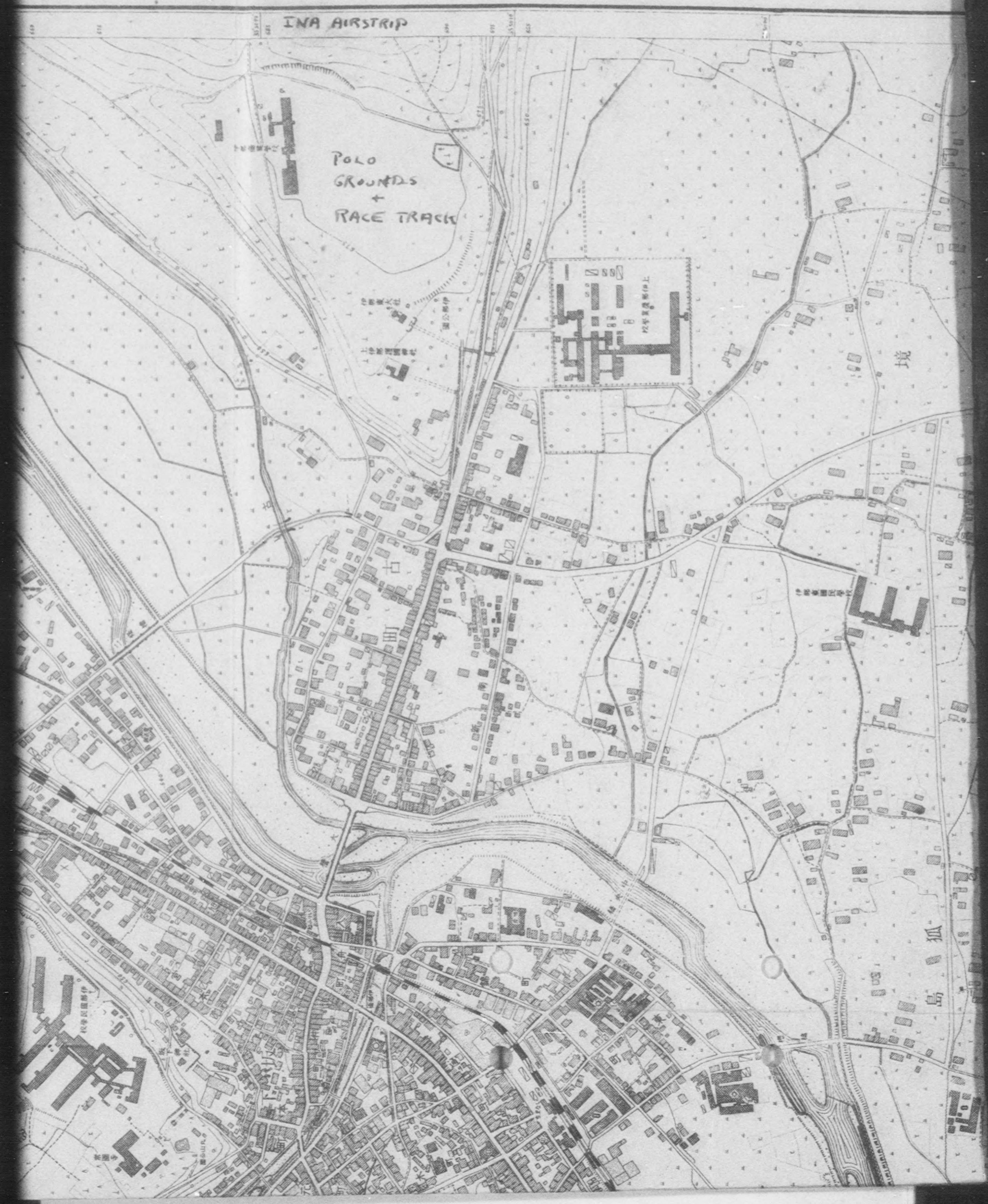

DECLASSIFIED E.O. 12065 SECTION 3-402/NNDG NO. 775013

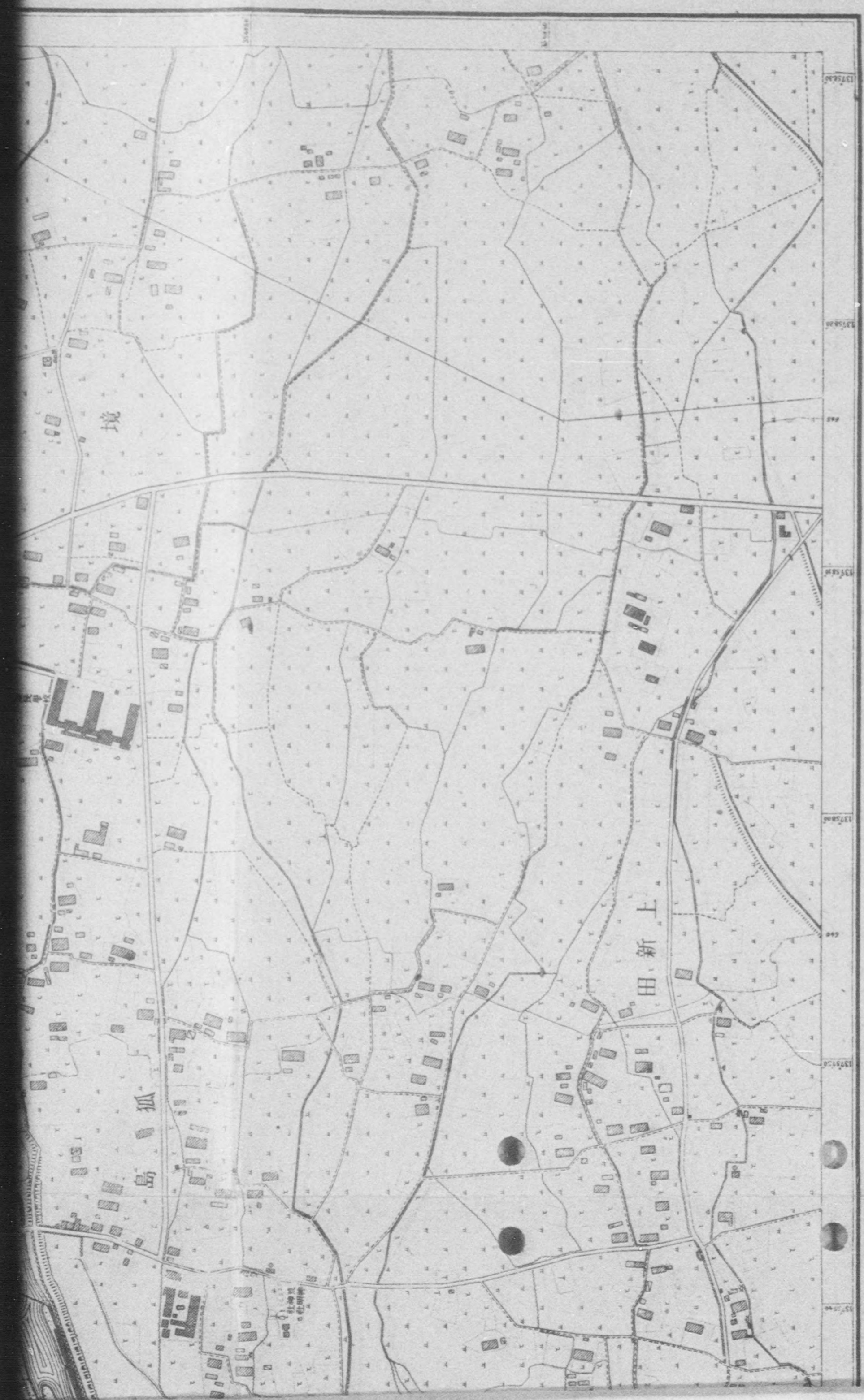

DECLASSIFIED E.O. 12065 SECTION 3-402/NNDG NO. 775013

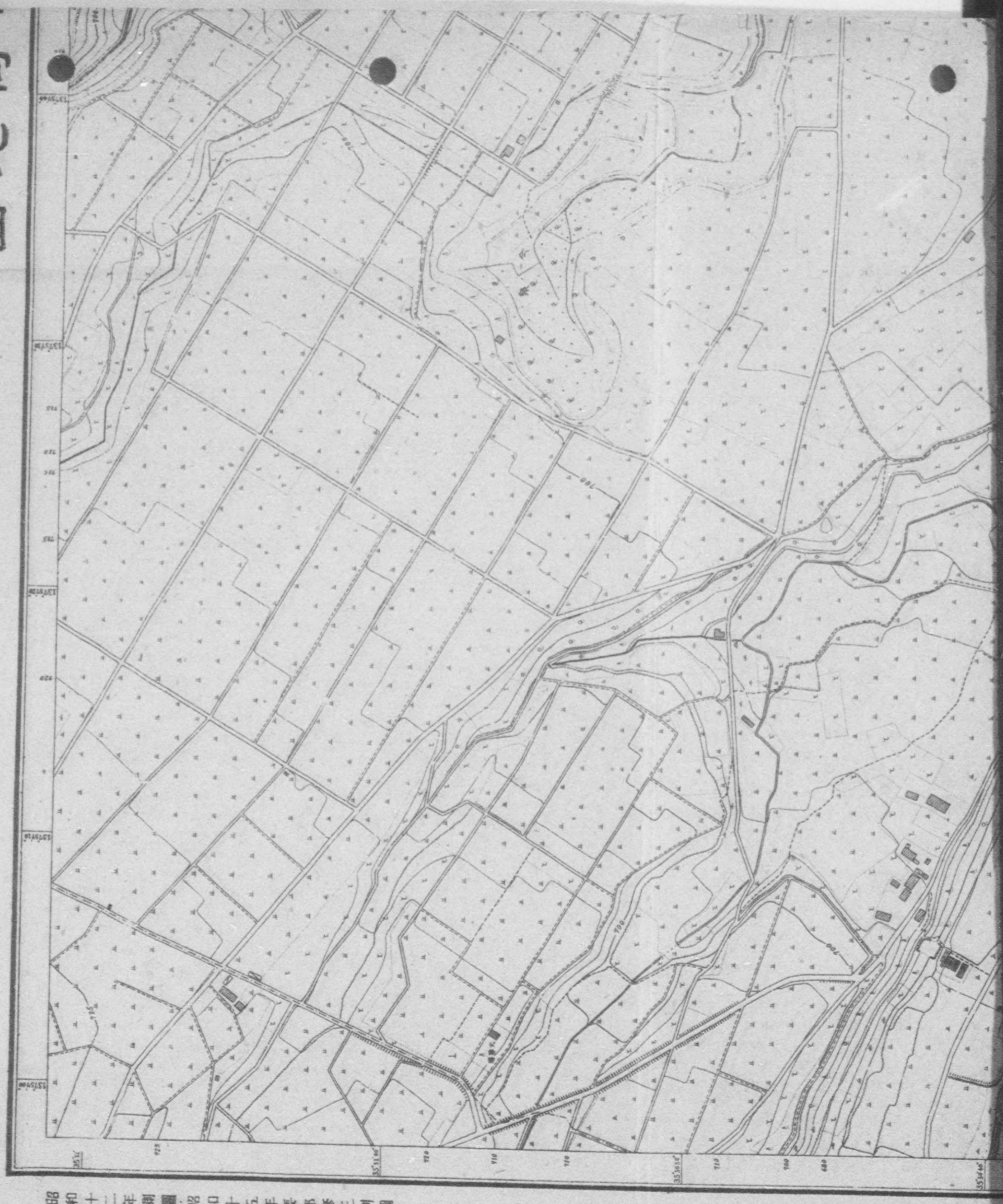

昭和十二年測圖・昭和十五年要部修正測圖

DECLASSIFIED E.O. 12065 SECTION 3-402/NNDG NO. 775013

昭和十二年測圖・昭和十五年要部修正測圖

DECLASSIFIED E.O. 12065 SECTION 3-402/NNDG NO. 775013

DECLASSIFIED E.O. 12065 SECTION 3-402/NNDG NO. 775013

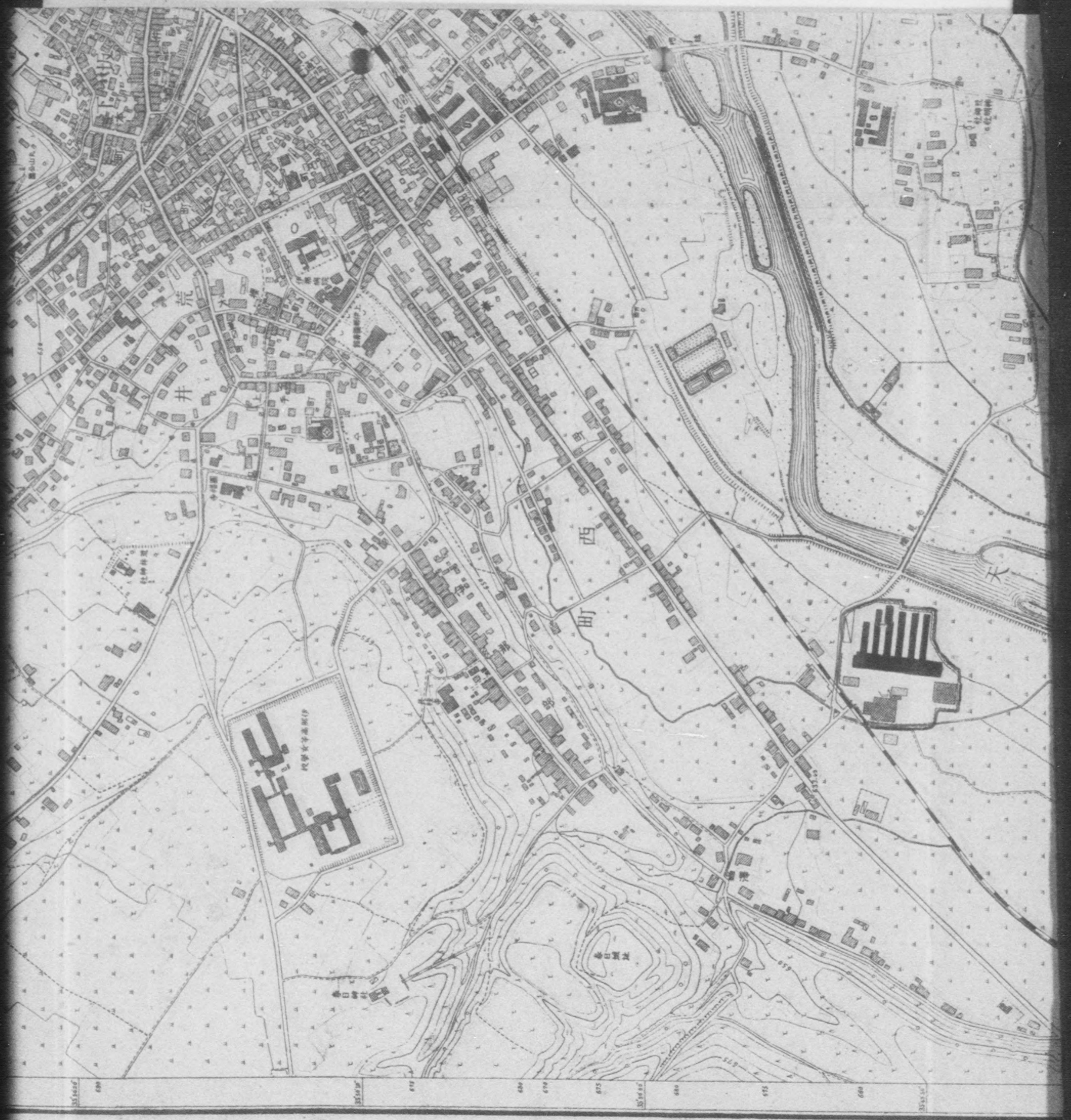

昭和十八年二月二十五日印刷　昭和十八年三月一日發行　（非賣品）　編輯兼發行所　長野縣上伊那郡伊

DECLASSIFIED E.O. 12065 SECTION 3-402/NNDG NO. 775013

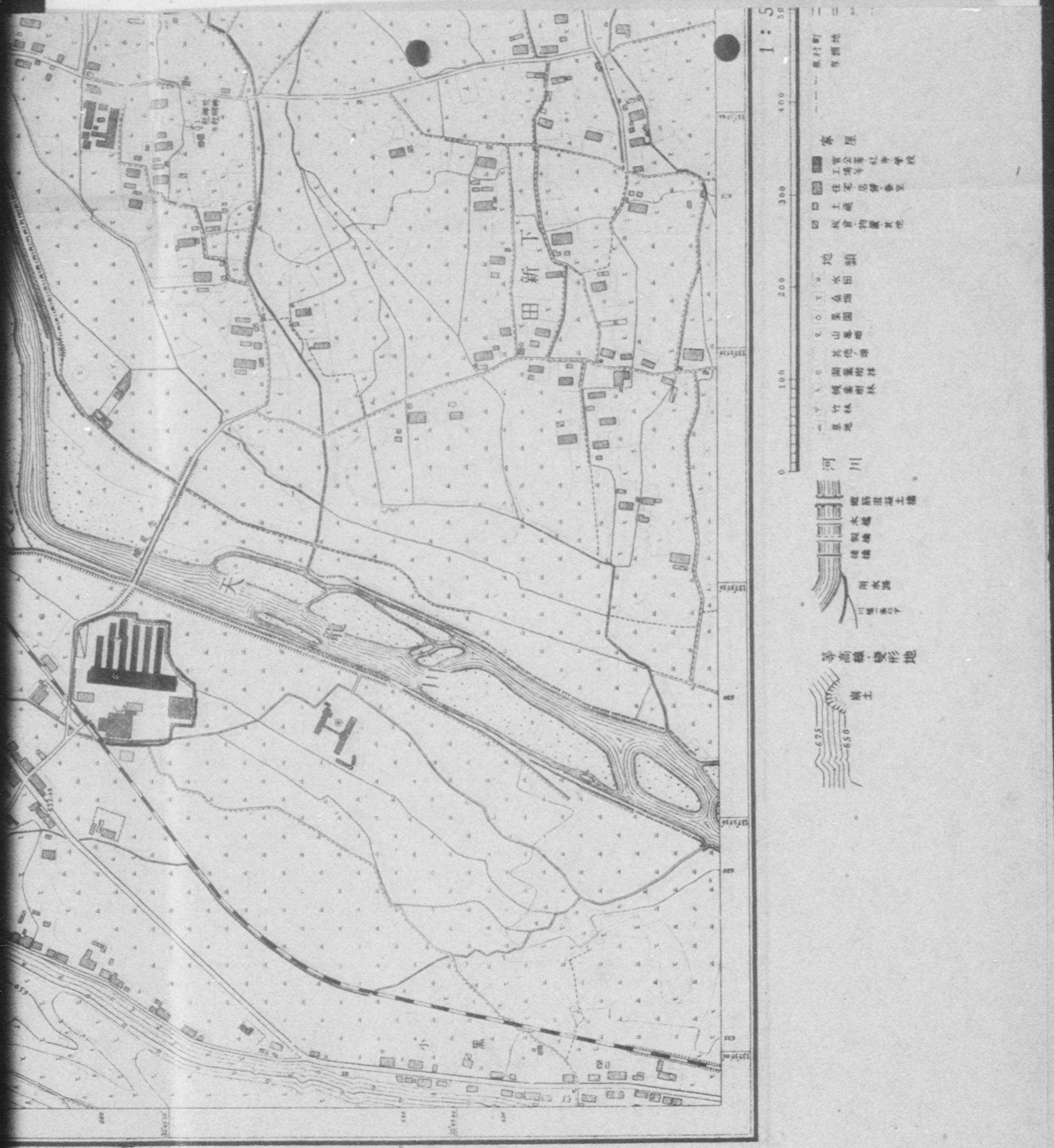

DECLASSIFIED E.O. 12065 SECTION 3-402/NNDG NO. 775013

諏訪町全圖

DECLASSIFIED E.O. 12065 SECTION 3-402/NNDG NO. 775013

町　訪　諏　下

DECLASSIFIED E.O. 12065 SECTION 3-402/NNDG NO. 775013

昭和六年十二月十七日印刷
昭和六年十二月二十日發行
長野縣下諏訪町
實測編輯者 下諏訪尋常高等小學校
發行者 下諏訪町後場
印刷者 長崎留男

DECLASSIFIED E.O. 12065 SECTION 3-402/NNDG NO. 775013

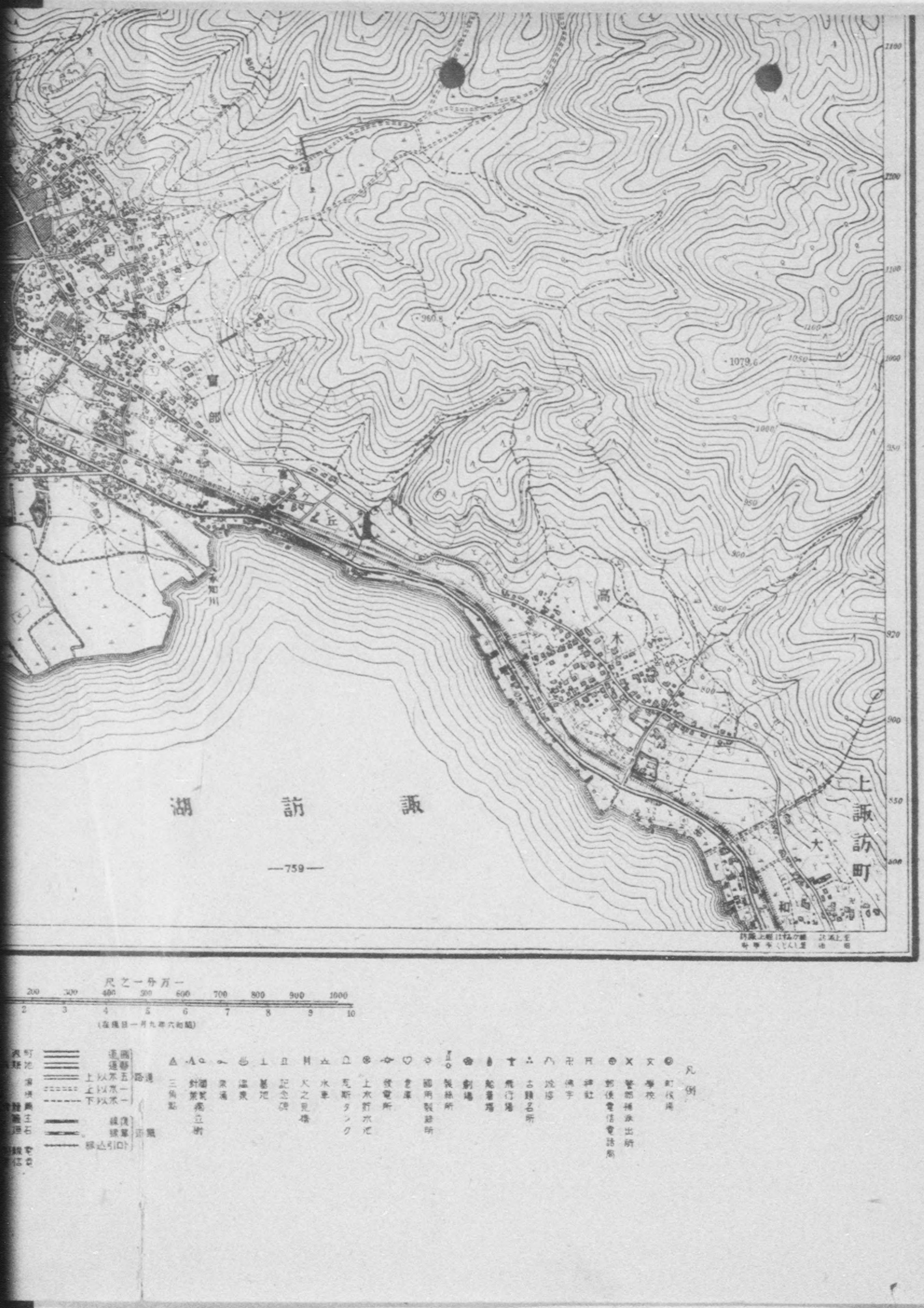

DECLASSIFIED E.O. 12065 SECTION 3-402/NNDG NO. 775013

Nagano
Oil Storage File

Ida

DECLASSIFIED E.O. 12065 SECTION 3-402/NNDG NO. 775013

三商長第二一六六号

昭和二十三年九月十八日

東京商工局長野事務所長

長野県民政部長殿

石油貯蔵施設等の調査について

九月二日附二三東鉱第二五三一号に依る右について別紙の通り提出します。

追て石油配給公団長野支局長より左記の通り別途提出方申し添える

記

石油配給公団本部宛文九部和文二部

商工省石油課宛文一部 C表

東京商工局

DECLASSIFIED E.O. 12065 SECTION 3-402/NNDG NO. 775013

石油配給公團本部宛 英文九部和文三部
商工省石油課 英文一部C表

東京商工局

DECLASSIFIED E.O. 12065 SECTION 3-402/NNDG NO. 775013

Part C

Date Sept 14. 1948

Consolidation of Aboveground

Name and Location	Tank Capacity	Ownership			Tank in Use		
		Govt	private		clean	d.f.	Tot
			Jap Natl	Foreign	No Cap	No Cap	No C
The Petroleum Distribution Kodan Yashiro Depot (3036 Haniyu-machi Hanishinagun Nagaroken)	Barrels						
	1050			1-1050	1-1050		1-10
"	421			2-421	2-421		2-
The petroleum Distribution Kodan Matumoto First Depot (625 chikuma Matumoto-city)	"						
	509			1-509	1-509		1-
Total	1980			3-1980	3-1980		3

DECLASSIFIED E.O. 12065 SECTION 3-402/NNDG NO. 775013

Part C

Date Sept 14. 1948

Consolidation of Aboveground

Name and Location	Tank Capacity	Ownership			Tank in Use		
		Govt	Private		clean		In
			Jap. Natl	Foreign	No Cap	No	No
The Petroleum Distribution Kodan Yashiro Depot (3036 Haniyu - machi Hanishinagun Nagaroken)	Barrels						
	1050			1-1050	1-1050		1-
	"						
"	421			2-421	2-421		2-
The petroleum Distribution Kodan Matumoto First Depot (625 chikuma Matumoto-city)	"						
	509			1-509	1-509		1-
Total	1980			3-1980	3-1980		3

DECLASSIFIED E.O. 12065 SECTION 3-402/NNDG NO. 775013

Part C – 1

Consolidation of Aboveground Tankage by prefecture — prefectu

Ownership			Tank in Use			Tank not in Use			T.O	
	Private		Clean	Dirty	Total	Clean	Dirty	Total	Useable	Repara
Govt	Jap. Natl	Foreign	No Cap	No Cap	No Cap	No Cap	No Cap	No Cap	No Cap	No
		1-1050	1-1050		1-1050				1-1050	
		2-421	2-421		2-421				2-421	
		1-509	1-509		1-509				1-509	
		3-1980	3-1980		3-1980				3-1980	

DECLASSIFIED E.O. 12065 SECTION 3-402/NNDG NO. 775013

by prefecture — prefecture Nagano-ken

not in Use		Total			
Dirty	Total	Useable	Reparable	Irrepa-rable	Total
No Cap	No Cap	No Cap	No Cap	No Cap	No Cap
		1-1050			1-1050
		2-421			2-421
		1-509			1-509
		3-1980			3-1980