


1948
CENSUS OF BUSINESS


RETAIL, WHOLESALE, SERVICE TRADES

234854









REF
HF
3007
.455x
1948a
BC-1P
v. 8

OHIO
counties

OHIO

- | | |
|----------------|----------------------|
| 1. Adams | 26. Fulton |
| 2. Allen | 27. Gallia |
| 3. Ashland | 28. Geauga |
| 4. Ashtabula | 29. Greene |
| 5. Athens | 30. Guernsey |
| 6. Auglaize | 31. Hamilton |
| 7. Belmont | 32. Hancock |
| 8. Brown | 33. Hardin |
| 9. Butler | 34. Harrison |
| 10. Carroll | 35. Henry |
| 11. Champaign | 36. Highland |
| 12. Clark | 37. Hocking |
| 13. Clermont | 38. Holmes |
| 14. Clinton | 39. Huron |
| 15. Columbiana | 40. Jackson |
| 16. Coshocton | 41. Jefferson |
| 17. Crawford | 42. Knox |
| 18. Cuyahoga | 43. Lake |
| 19. Darke | 44. Lawrence |
| 20. Defiance | 45. Licking |
| 21. Delaware | 46. Logan |
| 22. Erie | 47. Lorain (lacking) |
| 23. Fairfield | 48. Lucas |
| 24. Fayette | 49. Madison |
| 25. Franklin | 50. Mahoning |



OHIO -----cont'd

- | | | | |
|-----|------------|-----|------------|
| 51. | Marion | 70. | Richland |
| 52. | Medina | 71. | Ross |
| 53. | Meigs | 72. | Sandusky |
| 54. | Mercer | 73. | Scioto |
| 55. | Miami | 74. | Seneca |
| 56. | Monroe | 75. | Shelby |
| 57. | Montgomery | 76. | Stark |
| 58. | Morgan | 77. | Summit |
| 59. | Morrow | 78. | Trumbull |
| 60. | Muskingum | 79. | Tuscarawas |
| 61. | Noble | 80. | Union |
| 62. | Ottawa | 81. | Van Wert |
| 63. | Paulding | 82. | Vinton |
| 64. | Perry | 83. | Warren |
| 65. | Pickaway | 84. | Washington |
| 66. | Pike | 85. | Wayne |
| 67. | Portage | 86. | Williams |
| 68. | Preble | 87. | Wood |
| 69. | Putnam | 88. | Wyandot |



1948 CENSUS OF BUSINESS

RETAIL, WHOLESALE, SERVICE TRADES

U. S. DEPARTMENT OF COMMERCE
BUREAU OF THE CENSUS

PRELIMINARY

For Release June 9, 1950

Release Series BC-1P-34-000

OHIO

Retail, wholesale, and service establishments located in Ohio showed a substantial expansion in dollar volume of trade from 1939 to 1948 according to preliminary figures from the 1948 Census of Business released today by the Bureau of the Census, U. S. Department of Commerce.

Retail sales in the State during 1948 aggregated \$7,343,300,000, an increase of 201 percent over the \$2,441,300,000 sales in 1939, when the preceding Census of Business was taken. Wholesale sales volume in the State showed a 257 percent rise over the same period, reaching a total of \$9,396,800,000 in 1948 as compared with \$2,630,300,000 in 1939. The service trades included in the Census of Business reported receipts totaling \$433,800,000 in 1948 compared with \$157,200,000 in 1939. Hotel receipts moved from \$38,200,000 in 1939 to \$87,300,000 in 1948. Amusement businesses in the State recorded receipts of \$123,900,000 in 1948 compared with \$51,400,000 in 1939.

Employment in the State also rose over the 9-year period between 1939 and 1948 for the trades covered by the Census of Business. Retail trade establishments reported 404,378 paid employees for the workweek ended nearest November 15, 1948. Of these, 319,959 worked the full week, and the remainder part of the week. The comparable total and full workweek figures for 1939 were 282,963 and 224,852. Wholesale trade establishments reported a total of 119,561 full- and part-week employees for the week of November 15, 1948, compared with 78,061 for the same week in 1939. For the selected service trades, November 15, 1948, paid employees numbered 66,363; the comparable figure for 1939, adjusted for change in scope between the two Censuses, was 46,929.

These preliminary figures have been compiled from similar releases being made available for each county in Ohio. Final figures, superseding the preliminary data for Ohio, will be included in a State Bulletin to be issued in several months. Similar data will be made available in preliminary and final form for each of the States.

A single copy of the preliminary release for the State of Ohio as well as an order blank for other area releases may be obtained by writing to the Bureau of the Census, Washington 25, D. C.

Table 1.—CENSUS OF BUSINESS PRELIMINARY RESULTS FOR 1948, BY TRADE GROUP

OHIO

Trade group and kind of business	Number of establishments	1948 sales and receipts (Thousand dollars)	Active proprietors of unincorporated businesses Nov. 1948	Paid employees, workweek ended nearest Nov. 15, 1948	
				Total employees ¹	Full workweek employees
RETAIL TRADE, total.....	86,473	7,343,316	83,348	404,378	319,959
Food group.....	24,716	1,806,552	24,629	64,640	45,776
Eating and drinking places.....	17,181	622,598	18,322	77,538	63,128
General merchandise grp, general stores	2,615	984,135	2,042	86,175	61,891
Apparel group.....	5,100	464,846	4,040	29,682	22,130
Furniture-home furnisngs-appliance grp.	4,296	358,490	3,949	20,003	18,332
Automotive group.....	4,856	1,141,146	4,056	35,557	33,540
Gasoline service stations.....	8,964	377,950	9,352	15,491	11,948
Lumber-building-hardware group.....	5,564	626,463	5,128	29,169	26,321
Drug and proprietary stores.....	2,717	216,410	2,391	16,370	11,554
All other retail stores.....	10,464	744,726	9,439	29,753	25,339
WHOLESALE TRADE, total.....	11,003	9,396,849	6,626	119,561	x
Merchant wholesalers, total.....	6,784	4,001,820	4,670	79,786	x
Groceries, confectionery, meats.....	646	386,895	415	7,439	x
Farm products, edible.....	719	361,947	820	7,695	x
Tobacco.....	152	146,938	113	1,738	x
Furniture, home furnishings.....	155	51,342	102	1,475	x
Automotive supplies.....	699	191,507	475	8,251	x
Electrical merchandise.....	328	253,687	124	5,878	x
Hardware, plumbing, heating.....	280	190,268	146	5,217	x
Lumber, construction materials.....	304	172,378	109	4,072	x
Mach'y, equip't, industrial supplies.	1,131	314,057	683	10,695	x
All other merchant wholesalers.....	2,370	1,932,801	1,683	27,326	x
Manufact'rs' sales branches, offices.....	1,575	3,303,023	37	27,476	x
Petroleum bulk plants, terminals.....	873	522,229	659	5,384	x
Agents, brokers (merchandise).....	1,129	1,212,030	932	3,669	x
Assemblers of farm products.....	642	357,747	328	3,246	x
SELECTED SERVICE TRADES, total.....	28,841	433,849	29,178	66,363	58,206
Personal services.....	18,541	241,245	18,750	42,806	38,197
Business services.....	1,649	75,334	1,441	11,193	9,286
Automotive repairs and services.....	4,991	78,520	5,185	8,411	7,289
Other repairs and services.....	3,660	38,750	3,802	3,953	3,434
HOTELS.....	749	87,275	550	18,342	16,458
TOURIST COURTS AND CAMPS.....	415	2,776	426	201	158
AMUSEMENTS.....	2,885	123,937	2,180	20,965	x

x Not available.

¹/ Includes employees paid for less than the full workweek.

1948 CENSUS OF BUSINESS

RETAIL, WHOLESALE, SERVICE TRADES

U. S. DEPARTMENT OF COMMERCE
BUREAU OF THE CENSUS

PRELIMINARY

For Release May 15, 1950

Release Series BC-1P-34-001

ADAMS COUNTY, OHIO

Retail, wholesale, and service establishments located in Adams County, Ohio, showed a substantial expansion in dollar volume of trade from 1939 to 1948 according to preliminary figures from the 1948 Census of Business released today by the Bureau of the Census, U. S. Department of Commerce.

Retail sales in the county during 1948 aggregated \$10.2 million, an increase of 252 percent over the \$2.9 million in 1939, when the preceding Census of Business was taken. Wholesale sales in the county reached a total of \$2.5 million in 1948 as compared with \$0.8 million in 1939. The service trades included in the Census of Business recorded receipts totaling \$176,000 in 1948 compared with \$117,000 in 1939.

Employment in the county also rose over the 9-year period between 1939 and 1948 for the above trades. Establishments in these trades reported a combined total of 446 paid employees for the workweek ended nearest November 15, 1948. This compared with a total of 288 employees reported for the week of November 15, 1939.

These preliminary figures have been derived from a Census report on Adams County, Ohio. Final figures, superseding the preliminary data for Adams County, will be included in a Bulletin for the State of Ohio to be issued in several months. Similar data will be made available this year in preliminary and final form for each of the counties and States. A single copy of the preliminary release for Adams County as well as an order blank for other area releases may be obtained by writing to the Bureau of the Census, Washington 25, D. C.

Table 1.—CENSUS OF BUSINESS PRELIMINARY RESULTS FOR 1948, BY TRADE GROUP

ADAMS COUNTY, OHIO

Trade group and kind of business	Number of establishments	1948 sales and receipts (Thousand dollars)	Active proprietors of unincorporated businesses Nov. 1948	Paid employees, workweek ended nearest Nov. 15, 1948	
				Total employees ¹	Full workweek employees
RETAIL TRADE, total.....	260	10,187	257	407	347
Food group.....	71	2,129	64	67	54
Eating and drinking places.....	28	423	29	76	62
General merchandise grp., general stores.....	23	854	25	38	31
Apparel group.....	8	200	10	13	6
Furniture-home furnishgs-appliance grp.....	11	523	14	18	11
Automotive group.....	27	1,857	31	48	48
Gasoline service stations.....	37	695	38	23	19
Lumber-building-hardware group.....	24	1,538	22	55	54
Drug and proprietary stores.....	8	259	8	12	10
All other retail stores.....	23	1,709	16	57	52
WHOLESALE TRADE.....	14	2,535	8	26	x
SELECTED SERVICE TRADES, ^{2/} total.....	38	176	43	13	12
Personal services.....	25	136	29	10	9
All other service trades.....	13	40	14	3	3
AMUSEMENTS.....	7	79	9	18	x

x Not available.

1/ Includes employees paid for less than the full workweek.

2/ See General Description on this page for changes from the 1939 Census of Business in the coverage of Service.

GENERAL DESCRIPTION OF PRELIMINARY RELEASES FOR THE 1948 CENSUS OF BUSINESS

This series of releases, of which one is planned for each county in the United States, presents preliminary results of the 1948 Census of Business. The information is based on reports submitted by business establishments for that Census. The figures shown are preliminary, and are subject to revision in the final Census publications, but the changes are expected to be relatively minor with respect to coverage. The final Census figures will be issued in a series of Business Census bulletins which will show additional detailed kind-of-business information for all places where there are a sufficient number of establishments.

The 1948 Census of Business was taken under the provision of the Act of June 19, 1948, which provides that the Business Censuses be taken for 1948 and for each fifth year thereafter. Previous Business Censuses were taken for the years 1929, 1933, 1935, and 1939.

Scope of the Census.—The 1948 Census of Business covered all establishments in the following trades, as defined by the Standard Industrial Classification Manual, May 1949 issue, of the Executive Office of the President: all retail trades; all wholesale trades; all service trades in the following four groups—personal services, business services, automobile repairs and services, and miscellaneous repair services; hotels; tourist courts and camps; and amusements, including motion picture theaters. Some important services not covered are radio broadcasting and television, medical and health, legal, educational, nonprofit, accounting, and domestic services.

This coverage is similar to that of the 1939 Business Census. However, "custom trades" and "services incidental to transportation," which are no longer included in the standard classification of the service trades, are not covered by the 1948 Censuses. In a number of localities, these exclusions as well as

other changes in the standard classification may have a considerable effect in comparing 1948 with 1939 data, particularly with respect to establishment count.

Establishment definition.—For Census purposes, a business establishment is defined to include only enterprises conducted from a recognizable place of business, provided that the annual sales were in excess of \$5,000 for a wholesale trade establishment and \$500 for establishments in other trades. A detailed analysis of coverage will be provided in future Censuses of Business publications.

"Number of establishments" is the number of separate business locations, rather than the number of business companies or organizations, since the Census figures represent information reported separately for each business location or establishment. The establishment count reflects the number of places in business at the end of 1948 excluding administrative and executive offices of multiunit organizations, and "chain store" warehouses.

Sales and receipts.—"1948 sales and receipts" represents sales of merchandise and receipts from repairs and other services to customers. The figures reflect deductions for returned goods and allowances, but not for trade-in allowances; they exclude sales and excise taxes collected from customers and paid directly to any taxing agency.

Proprietors.—"Active proprietors..." represents owners and partners of unincorporated businesses who devoted the major portion of their time to the business in November 1948.

Employment.—"Number of paid employees..." represents all employees on the pay roll for the pay period ending nearest November 15, 1948. "Full workweek" employees, whether regular or seasonal, are those who in the November 15 pay period were paid for working at least the number of hours typically worked in a week by employees of the reporting establishment.

1948 CENSUS OF BUSINESS

RETAIL, WHOLESALE, SERVICE TRADES

U. S. DEPARTMENT OF COMMERCE
BUREAU OF THE CENSUS

PRELIMINARY

For Release May 22, 1950

Release Series BC-1P-34-002

ALLEN COUNTY, OHIO

Retail, wholesale, and service establishments located in Allen County, Ohio, showed a substantial expansion in dollar volume of trade from 1939 to 1948 according to preliminary figures from the 1948 Census of Business released today by the Bureau of the Census, U. S. Department of Commerce.

Retail sales in the county during 1948 aggregated \$89.2 million, an increase of 222 percent over the \$27.7 million in 1939, when the preceding Census of Business was taken. Wholesale sales in the county reached a total of \$67.8 million in 1948 as compared with \$14.0 million in 1939. The service trades included in the Census of Business recorded receipts totaling \$4.9 million in 1948 compared with \$1.6 million in 1939.

Employment in the county also rose over the 9-year period between 1939 and 1948 for the above trades. Establishments in these trades reported a combined total of 7,020 paid employees for the workweek ended nearest November 15, 1948. This compared with a total of 4,539 employees reported for the week of November 15, 1939.

These preliminary figures have been derived from a Census report on Allen County, Ohio, which also includes data for the city of Lima and the part of the city of Delphos located in Allen County. Final figures, superseding the preliminary data for Allen County, will be included in a Bulletin for the State of Ohio to be issued in several months. Similar data will be made available this year in preliminary and final form for each of the counties and States. A single copy of the preliminary release for Allen County as well as an order blank for other area releases may be obtained by writing to the Bureau of the Census, Washington 25, D. C.

91672

Table 1.—CENSUS OF BUSINESS PRELIMINARY RESULTS FOR 1948, BY TRADE GROUP
ALLEN COUNTY, OHIO

Trade group and kind of business	Number of establishments	1948 sales and receipts (Thousand dollars)	Active proprietors of unincorporated businesses Nov. 1948	Paid employees, workweek ended nearest Nov. 15, 1948	
				Total employees ¹	Full workweek employees
RETAIL TRADE, total.....	1,056	89,220	1,051	5,115	4,061
Food group.....	251	20,477	272	829	599
Eating and drinking places.....	193	6,544	212	932	714
General merchandise grp, general stores.....	30	13,857	21	1,047	806
Apparel group.....	77	5,752	55	428	288
Furniture-home furnishings-appliance grp.....	67	4,260	63	243	221
Automotive group.....	67	13,190	63	446	421
Gasoline service stations.....	92	4,278	92	198	160
Lumber-building-hardware group.....	80	7,963	74	410	382
Drug and proprietary stores.....	31	2,192	27	130	85
All other retail stores.....	168	10,707	172	452	385
WHOLESALE TRADE, total.....	141	67,773	86	1,153	x
Merchant wholesalers, total.....	94	32,407	70	797	x
Groceries, foods.....	22	7,024	22	138	x
Hardware, elec'l, plum'g and heat'g..	11	2,107	9	60	x
Mach'y, equipt, industrial supplies...	11	1,684	3	102	x
Automotive parts, accessories.....	10	2,064	5	119	x
All other merchant wholesalers.....	40	19,528	31	378	x
Manufact'rs' sales branches, offices...	15	5,510	-	158	x
Petroleum bulk plants, terminals.....	14	11,488	7	123	x
Agents, brokers (merchandise).....	5	14,114	4	26	x
Assemblers of farm products.....	13	4,254	5	49	x
SELECTED SERVICE TRADES, ^{2/} total.....	343	4,869	353	752	683
Personal services.....	201	3,005	201	567	514
Business services.....	27	741	27	79	76
Automotive repairs and services.....	70	807	76	75	68
Other repair services.....	45	316	49	31	25
HOTELS.....		Data withheld to avoid disclosure			
AMUSEMENTS.....	27	1,104	22	176	x

x Not Available.

^{1/} Includes employees paid for less than the full workweek.

^{2/} See General Description on last page for changes from the 1939 Census of Business in the coverage of Service Trades.

Table 2.—CENSUS OF BUSINESS PRELIMINARY RESULTS FOR 1948 FOR CITIES OF 2,500 INHABITANTS OR MORE

ALLEN COUNTY, OHIO

(Data omitted for trade groups where necessary to avoid disclosure)

City and trade group ¹	Number of establishments	1948 sales and receipts (Thousand dollars)	Active proprietors of unincorporated businesses Nov. 1948	Paid employees, workweek ended nearest Nov. 15, 1948	
				Total employees ²	Full workweek employees
Delphos (part):					
Retail trade.....	88	5,363	97	305	200
Wholesale trade.....	8	1,569	9	28	x
Amusements.....	Included with "Remainder of county"				
Lima:					
Retail trade.....	712	71,970	660	4,331	3,523
Wholesale trade.....	108	54,944	67	1,023	x
Selected service trades....	236	3,840	240	613	559
Hotels.....	11	626	8	144	120
Amusements.....	17	895	10	151	x
Remainder of county: ^{3/}					
Retail trade.....	256	11,887	294	479	338
Wholesale trade.....	25	11,260	10	102	x
Amusements.....	10	209	12	25	x

x Not available.

^{1/} See General Description on this page for changes from the 1939 Census of Business in the coverage of Service Trades.

^{2/} Includes employees paid for less than the full workweek.

^{3/} Except as indicated above, includes figures for establishments, other than wholesale, not located in cities of 2,500 inhabitants or more, and wholesale establishments not located in cities of 5,000 inhabitants or more.

GENERAL DESCRIPTION OF PRELIMINARY RELEASES FOR THE 1948 CENSUS OF BUSINESS

This series of releases, of which one is planned for each county in the United States, presents preliminary results of the 1948 Census of Business. The information is based on reports submitted by business establishments for that Census. The figures shown are preliminary, and are subject to revision in the final Census publications, but the changes are expected to be relatively minor with respect to coverage. The final Census figures will be issued in a series of Business Census bulletins which will show additional detailed kind-of-business information for all places where there are a sufficient number of establishments.

The 1948 Census of Business was taken under the provision of the Act of June 19, 1948, which provides that the Business Census be taken for 1948 and for each fifth year thereafter. Previous Business Censuses were taken for the years 1929, 1933, 1935, and 1939.

Scope of the Census.—The 1948 Census of Business covered all establishments in the following trades, as defined by the Standard Industrial Classification Manual, May 1949 issue, of the Executive Office of the President: all retail trades; all wholesale trades; all service trades in the following four groups—personal services, business services, automobile repairs and services, and miscellaneous repair services; hotels; tourist courts and camps; and amusements, including motion picture theaters. Some important services not covered are radio broadcasting and television, medical and health, legal, educational, nonprofit, accounting, and domestic services.

This coverage is similar to that of the 1939 Business Censuses. However, "custom trades" and "services incidental to transportation," which are no longer included in the standard classification of the service trades, are not covered by the 1948 Census. In a number of localities, these exclusions as well as

other changes in the standard classification may have a considerable effect in comparing 1948 with 1939 data, particularly with respect to establishment count.

Establishment definition.—For Census purposes, a business establishment is defined to include only enterprises conducted from a recognizable place of business, provided that the annual sales were in excess of \$5,000 for a wholesale trade establishment and \$500 for establishments in other trades. A detailed analysis of coverage will be provided in future Census of Business publications.

"Number of establishments" is the number of separate business locations, rather than the number of business companies or organizations, since the Census figures represent information reported separately for each business location or establishment. The establishment count reflects the number of places in business at the end of 1948 excluding administrative and executive offices of multiunit organizations, and "chain store" warehouses.

Sales and receipts.—"1948 sales and receipts" represents sales of merchandise and receipts from repairs and other services to customers. The figures reflect deductions for returned goods and allowances, but not for trade-in allowances; they exclude sales and excise taxes collected from customers and paid directly to any taxing agency.

Proprietors.—"Active proprietors..." represents owners and partners of unincorporated businesses who devoted the major portion of their time to the business in November 1948.

Employment.—"Number of paid employees..." represents all employees on the pay roll for the pay period ending nearest November 15, 1948. "Full workweek" employees, whether regular or seasonal, are those who in the November 15 pay period were paid for working at least the number of hours typically worked in a week by employees of the reporting establishment.

1948 CENSUS OF BUSINESS

U. S. DEPARTMENT OF COMMERCE
BUREAU OF THE CENSUS

RETAIL, WHOLESALE, SERVICE TRADES

PRELIMINARY

For Release May 8, 1950

Release Series BC-1P-34-003

ASHLAND COUNTY, OHIO

Retail, wholesale, and service establishments located in Ashland County, Ohio, showed a substantial expansion in dollar volume of trade from 1939 to 1948 according to preliminary figures from the 1948 Census of Business released today by the Bureau of the Census, U. S. Department of Commerce.

Retail sales in the county during 1948 aggregated \$30.7 million, an increase of 198 percent over the \$10.3 million in 1939, when the preceding Census of Business was taken. Wholesale sales in the county reached a total of \$8.6 million in 1948 as compared with \$2.7 million in 1939. The service trades included in the Census of Business recorded receipts totaling \$1.1 million in 1948 compared with \$0.3 million in 1939.

Employment in the county also rose over the 9-year period between 1939 and 1948 for the above trades. Establishments in these trades reported a combined total of 1,743 paid employees for the workweek ended nearest November 15, 1948. This compared with a total of 1,266 employees reported for the week of November 15, 1939.

These preliminary figures have been derived from a Census report on Ashland County, Ohio, which also includes data for the city of Ashland. Final figures, superseding the preliminary data for Ashland County, will be included in a Bulletin for the State of Ohio to be issued in several months. Similar data will be made available this year in preliminary and final form for each of the counties and States. A single copy of the preliminary release for Ashland County as well as an order blank for other area releases may be obtained by writing to the Bureau of the Census, Washington 25, D. C.

Table 1.—CENSUS OF BUSINESS PRELIMINARY RESULTS FOR 1948, BY TRADE GROUP

ASHLAND COUNTY, OHIO

Trade group and kind of business	Number of establishments	1948 sales and receipts (Thousand dollars)	Active proprietors of unincorporated businesses Nov. 1948	Paid employees, workweek ended nearest Nov. 15, 1948	
				Total employees ¹	Full workweek employees
RETAIL TRADE, total.....	407	30,659	442	1,438	1,078
Food group.....	84	6,811	92	241	164
Eating and drinking places.....	68	1,921	72	230	168
General merchandise grp, general stores	13	2,532	7	240	133
Apparel group.....	27	1,435	33	77	51
Furniture-home furnishgs-appliance grp	23	1,610	30	88	87
Automotive group.....	35	4,960	40	185	167
Gasoline service stations.....	58	2,398	59	79	54
Lumber-building-hardware group.....	32	3,130	43	128	114
Drug and proprietary stores.....	12	782	11	40	26
All other retail stores.....	55	5,080	55	130	114
WHOLESALE TRADE, total.....	28	8,571	30	155	x
Merchant wholesalers.....	20	4,064	23	122	x
Other types of wholesale.....	8	4,507	7	33	x
SELECTED SERVICE TRADES, ² /total.....	106	1,142	122	150	135
Personal services.....	62	670	75	109	99
All other service trades.....	44	472	47	41	36

x Not available.

¹/ Includes employees paid for less than the full workweek.

²/ See General Description on last page for changes from the 1939 Census of Business in the coverage of Service Trades.

Table 2.—CENSUS OF BUSINESS PRELIMINARY RESULTS FOR 1948 FOR CITIES OF 2,500 INHABITANTS OR MORE

ASHLAND COUNTY, OHIO

(Data omitted for trade groups where necessary to avoid disclosure)

City and trade group ¹	Number of establishments	1948 sales and receipts (Thousand dollars)	Active proprietors of unincorporated businesses Nov. 1948	Paid employees, workweek ended nearest Nov. 15, 1948	
				Total employees ²	Full workweek employees
Ashland:					
Retail trade.....	192	18,963	204	996	718
Wholesale trade.....	19	5,798	25	122	x
Selected service trades....	70	918	83	133	120
Remainder of county:					
Retail trade.....	215	11,696	238	442	360
Wholesale trade.....	9	2,773	5	33	x
Selected service trades....	36	224	39	17	15

x Not available.

- 1/ See General Description on this page for changes from the 1939 Census of Business in the coverage of Service Trades.
- 2/ Includes employees paid for less than the full workweek.

GENERAL DESCRIPTION OF PRELIMINARY RELEASES FOR THE 1948 CENSUS OF BUSINESS

This series of releases, of which one is planned for each county in the United States, presents preliminary results of the 1948 Census of Business. The information is based on reports submitted by business establishments for that Census. The figures shown are preliminary, and are subject to revision in the final Census publications, but the changes are expected to be relatively minor with respect to coverage. The final Census figures will be issued in a series of Business Census bulletins which will show additional detailed kind-of-business information for all places where there are a sufficient number of establishments.

The 1948 Census of Business was taken under the provision of the Act of June 19, 1948, which provides that the Business Census be taken for 1948 and for each fifth year thereafter. Previous Business Censuses were taken for the years 1929, 1933, 1935, and 1939.

Scope of the Census.—The 1948 Census of Business covered all establishments in the following trades, as defined by the Standard Industrial Classification Manual, May 1949 issue, of the Executive Office of the President: all retail trades; all wholesale trades; all service trades in the following four groups—personal services, business services, automobile repairs and services, and miscellaneous repair services; hotels; tourist courts and camps; and amusements, including motion picture theaters. Some important services not covered are radio broadcasting and television, medical and health, legal, educational, nonprofit, accounting, and domestic services.

This coverage is similar to that of the 1939 Business Census. However, "custom trades" and "services incidental to transportation," which are no longer included in the standard classification of the service trades, are not covered by the 1948 Census. In a number of localities, these exclusions as well as

other changes in the standard classification may have a considerable effect in comparing 1948 with 1939 data, particularly with respect to establishment count.

Establishment definition.—For Census purposes, a business establishment is defined to include only enterprises conducted from a recognizable place of business, provided that the annual sales were in excess of \$5,000 for a wholesale trade establishment and \$500 for establishments in other trades. A detailed analysis of coverage will be provided in future Census of Business publications.

"Number of establishments" is the number of separate business locations, rather than the number of business companies or organizations, since the Census figures represent information reported separately for each business location or establishment. The establishment count reflects the number of places in business at the end of 1948 excluding administrative and executive offices of multiunit organizations, and "chain store" warehouses.

Sales and receipts.—"1948 sales and receipts" represents sales of merchandise and receipts from repairs and other services to customers. The figures reflect deductions for returned goods and allowances, but not for trade-in allowances; they exclude sales and excise taxes collected from customers and paid directly to any taxing agency.

Proprietors.—"Active proprietors..." represents owners and partners of unincorporated businesses who devoted the major portion of their time to the business in November 1948.

Employment.—"Number of paid employees..." represents all employees on the pay roll for the pay period ending nearest November 15, 1948. "Full workweek" employees, whether regular or seasonal, are those who in the November 15 pay period were paid for working at least the number of hours typically worked in a week by employees of the reporting establishment.

1948 CENSUS OF BUSINESS

RETAIL, WHOLESALE, SERVICE TRADES

U. S. DEPARTMENT OF COMMERCE
BUREAU OF THE CENSUS

PRELIMINARY

For Release May 8, 1950

Release Series BC-1P-34-004

ASHTABULA COUNTY, OHIO

Retail, wholesale, and service establishments located in Ashtabula County, Ohio, showed a substantial expansion in dollar volume of trade from 1939 to 1948 according to preliminary figures from the 1948 Census of Business released today by the Bureau of the Census, U. S. Department of Commerce.

Retail sales in the county during 1948 aggregated \$69.4 million, an increase of 186 percent over the \$24.3 million in 1939, when the preceding Census of Business was taken. Wholesale sales in the county reached a total of \$17.3 million in 1948 as compared with \$6.2 million in 1939. The service trades included in the Census of Business recorded receipts totaling \$2.6 million in 1948 compared with \$0.9 million in 1939.

Employment in the county also rose over the 9-year period between 1939 and 1948 for the above trades. Establishments in these trades reported a combined total of 3,920 paid employees for the workweek ended nearest November 15, 1948. This compared with a total of 2,913 employees reported for the week of November 15, 1939.

These preliminary figures have been derived from a Census report on Ashtabula County, Ohio, which also includes data for the cities of Ashtabula, Conneaut, and Geneva. Final figures, superseding the preliminary data for Ashtabula County, will be included in a Bulletin for the State of Ohio to be issued in several months. Similar data will be made available this year in preliminary and final form for each of the counties and States. A single copy of the preliminary release for Ashtabula County as well as an order blank for other area releases may be obtained by writing to the Bureau of the Census, Washington 25, D. C.

Table 1.—CENSUS OF BUSINESS PRELIMINARY RESULTS FOR 1948, BY TRADE GROUP

ASHTABULA COUNTY, OHIO

Trade group and kind of business	Number of establishments	1948 sales and receipts (Thousand dollars)	Active proprietors of unincorporated businesses Nov. 1948	Paid employees, workweek ended nearest Nov. 15, 1948	
				Total employees ¹	Full workweek employees
RETAIL TRADE, total.....	988	69,432	967	3,243	2,575
Food group.....	250	16,784	262	472	356
Eating and drinking places.....	197	5,606	218	545	405
General merchandise group, general stores..	30	6,586	16	606	431
Apparel group.....	56	3,033	51	155	115
Furniture-home furnishings-appliance group..	48	2,437	43	108	96
Automotive group.....	66	11,172	62	353	335
Gasoline service stations.....	106	4,476	112	197	154
Lumber-building-hardware group.....	84	8,083	76	372	317
Drug and proprietary stores.....	27	1,769	23	131	100
All other retail stores.....	124	9,486	104	304	266
WHOLESALE TRADE, total.....	63	17,268	43	324	x
Merchant wholesalers.....	45	8,300	35	236	x
Petroleum bulk plants, terminals.....	12	4,734	7	37	x
Other types of wholesale.....	6	4,234	1	51	x
SELECTED SERVICE TRADES, ² total.....	234	2,598	255	353	312
Personal services.....	149	1,584	159	270	237
Business services.....	8	56	7	11	9
Automotive repairs and services.....	46	730	55	55	52
Other repair services.....	31	228	34	17	14
TOURIST COURTS AND CAMPS.....	29	131	31	3	2

x Not available.

¹/ Includes employees paid for less than the full workweek.

²/ See General Description on last page for changes from the 1939 Census of Business in the coverage of Service Trades.

Table 2.—CENSUS OF BUSINESS PRELIMINARY RESULTS FOR 1948 FOR CITIES OF 2,500 INHABITANTS OR MORE

ASHTABULA COUNTY, OHIO

(Data omitted for trade groups where necessary to avoid disclosure)

City and trade group ¹	Number of establishments	1948 sales and receipts (Thousand dollars)	Active proprietors of unincorporated businesses Nov. 1948	Paid employees, workweek ended nearest Nov. 15, 1948	
				Total employees ²	Full workweek employees
Ashtabula:					
Retail trade.....	339	32,124	308	1,619	1,292
Wholesale trade.....	32	8,159	26	177	x
Selected service trades.....	80	1,207	92	209	185
Conneaut:					
Retail trade.....	159	11,026	152	612	477
Wholesale trade.....	9	1,123	6	38	-
Selected service trades.....	56	589	62	78	70
Geneva:					
Retail trade.....	87	7,084	87	343	293
Selected service trades.....	22	178	23	16	15
Remainder of county:^{2/}					
Retail trade.....	403	19,198	420	669	513
Wholesale trade.....	22	7,986	11	109	x
Selected service trades.....	76	624	78	50	42
Tourist courts and camps.....	29	131	31	3	2

x Not available.

- 1/ See General Description on this page for changes from the 1939 Census of Business in the coverage of Service Trades.
- 2/ Includes employees paid for less than the full workweek.
- 3/ Includes figures for establishments, other than wholesale, not located in cities of 2,500 inhabitants or more, and wholesale establishments not located in cities of 5,000 inhabitants or more.

GENERAL DESCRIPTION OF PRELIMINARY RELEASES FOR THE 1948 CENSUS OF BUSINESS

This series of releases, of which one is planned for each county in the United States, presents preliminary results of the 1948 Census of Business. The information is based on reports submitted by business establishments for that Census. The figures shown are preliminary, and are subject to revision in the final Census publications, but the changes are expected to be relatively minor with respect to coverage. The final Census figures will be issued in a series of Business Census bulletins which will show additional detailed kind-of-business information for all places where there are a sufficient number of establishments.

The 1948 Census of Business was taken under the provision of the Act of June 19, 1948, which provides that the Business Census be taken for 1948 and for each fifth year thereafter. Previous Business Censuses were taken for the years 1929, 1933, 1936, and 1939.

Scope of the Census.—The 1948 Census of Business covered all establishments in the following trades, as defined by the Standard Industrial Classification Manual, May 1949 issue, of the Executive Office of the President: all retail trades; all wholesale trades; all service trades in the following four groups—personal services, business services, automobile repairs and services, and miscellaneous repair services; hotels; tourist courts and camps; and amusements, including motion picture theaters. Some important services not covered are radio broadcasting and television, medical and health, legal, educational, nonprofit, accounting, and domestic services.

This coverage is similar to that of the 1939 Business Censuses. However, "custom trades" and "services incidental to transportation," which are no longer included in the standard classification of the service trades, are not covered by the 1948 Censuses. In a number of localities, these exclusions as well as

other changes in the standard classification may have a considerable effect in comparing 1948 with 1939 data, particularly with respect to establishment count.

Establishment definition.—For Census purposes, a business establishment is defined to include only enterprises conducted from a recognizable place of business, provided that the annual sales were in excess of \$5,000 for a wholesale trade establishment and \$500 for establishments in other trades. A detailed analysis of coverage will be provided in future Censuses of Business publications.

"Number of establishments" is the number of separate business locations, rather than the number of business companies or organizations, since the Census figures represent information reported separately for each business location or establishment. The establishment count reflects the number of places in business at the end of 1948 excluding administrative and executive offices of multiunit organizations, and "chain store" warehouses.

Sales and receipts.—"1948 sales and receipts" represents sales of merchandise and receipts from repairs and other services to customers. The figures reflect deductions for returned goods and allowances, but not for trade-in allowances; they exclude sales and excise taxes collected from customers and paid directly to any taxing agency.

Proprietors.—"Active proprietors..." represents owners and partners of unincorporated businesses who devoted the major portion of their time to the business in November 1948.

Employment.—"Number of paid employees..." represents all employees on the pay roll for the pay period ending nearest November 15, 1948. "Full workweek" employees, whether regular or seasonal, are those who in the November 15 pay period were paid for working at least the number of hours typically worked in a week by employees of the reporting establishment.

1948 CENSUS OF BUSINESS

RETAIL, WHOLESALE, SERVICE TRADES

U. S. DEPARTMENT OF COMMERCE
BUREAU OF THE CENSUS

PRELIMINARY

For Release May 15, 1950

Release Series BC-1P-34-005

ATHENS COUNTY, OHIO

Retail, wholesale, and service establishments located in Athens County, Ohio, showed a substantial expansion in dollar volume of trade from 1939 to 1948 according to preliminary figures from the 1948 Census of Business released today by the Bureau of the Census, U. S. Department of Commerce.

Retail sales in the county during 1948 aggregated \$30.1 million, an increase of 164 percent over the \$11.4 million in 1939, when the preceding Census of Business was taken. Wholesale sales in the county reached a total of \$15.2 million in 1948 as compared with \$4.4 million in 1939. The service trades included in the Census of Business recorded receipts totaling \$1.1 million in 1948 compared with \$0.5 million in 1939.

Employment in the county also rose over the 9-year period between 1939 and 1948 for the above trades. Establishments in these trades reported a combined total of 2,192 paid employees for the workweek ended nearest November 15, 1948. This compared with a total of 1,605 employees reported for the week of November 15, 1939.

These preliminary figures have been derived from a Census report on Athens County, Ohio, which also includes data for the cities of Athens, Glouster, and Nelsonville. Final figures, superseding the preliminary data for Athens County, will be included in a Bulletin for the State of Ohio to be issued in several months. Similar data will be made available this year in preliminary and final form for each of the counties and States. A single copy of the preliminary release for Athens County as well as an order blank for other area releases may be obtained by writing to the Bureau of the Census, Washington 25, D. C.

Table 1.—CENSUS OF BUSINESS PRELIMINARY RESULTS FOR 1948, BY TRADE GROUP
ATHENS COUNTY, OHIO

Trade group and kind of business	Number of establishments	1948 sales and receipts (Thousand dollars)	Active proprietors of unincorporated businesses Nov. 1948	Paid employees, workweek ended nearest Nov. 15, 1948	
				Total employees ¹	Full workweek employees
RETAIL TRADE, total.....	540	30,074	566	1,633	1,291
Food group.....	149	7,254	155	216	148
Eating and drinking places.....	107	2,560	120	393	281
General merchandise grp, general stores.....	19	1,646	9	157	112
Apparel group.....	31	2,338	36	133	108
Furniture-home furnishings-appliance grp.....	29	1,739	29	91	69
Automotive group.....	28	6,118	28	261	255
Gasoline service stations.....	84	2,204	88	91	67
Lumber-building-hardware group.....	38	2,590	41	134	122
Drug and proprietary stores.....	13	740	14	54	44
All other retail stores.....	42	2,885	46	103	85
WHOLESALE TRADE, total.....	38	15,231	27	360	x
Merchant wholesalers.....	25	8,226	15	287	x
Other types of wholesale.....	13	7,005	12	73	x
SELECTED SERVICE TRADES, 2/total.....	112	1,115	123	199	181
Personal services.....	79	844	89	171	156
All other service trades.....	33	271	34	28	25
TOURIST COURTS AND CAMPS.....	7	17	6	1	1

x Not available.

1/ Includes employees paid for less than the full workweek.

2/ See General Description on last page for changes from the 1939 Census of Business in the coverage of Service Trades.

Table 2.—CENSUS OF BUSINESS PRELIMINARY RESULTS FOR 1948 FOR CITIES OF 2,500 INHABITANTS OR MORE

ATHENS COUNTY, OHIO

(Data omitted for trade groups where necessary to avoid disclosure)

City and trade group ¹	Number of establishments	1948 sales and receipts (Thousand dollars)	Active proprietors of unincorporated businesses Nov. 1948	Paid employees, workweek ended nearest Nov. 15, 1948	
				Total employees ²	Full workweek employees
Athens:					
Retail trade.....	164	17,947	172	1,084	874
Wholesale trade.....	24	8,025	18	235	x
Selected service trades...	44	663	50	150	135
Glouster:					
Retail trade.....	54	2,097	56	109	79
Selected service trades...	11	71	14	8	7
Nelsonville:					
Retail trade.....	100	4,730	96	274	226
Wholesale trade.....	8	2,440	5	61	x
Selected service trades...	29	231	27	28	28
Remainder of county:^{3/}					
Retail trade.....	222	5,300	242	166	112
Wholesale trade.....	6	4,766	4	64	x
Selected service trades...	28	150	32	13	10
Tourist courts and camps..	7	17	6	1	1

x Not available.

^{1/} See General Description on this page for changes from the 1939 Census of Business in the coverage of Service Trades.

^{2/} Includes employees paid for less than the full workweek.

^{3/} Includes figures for establishments, other than wholesale, not located in cities of 2,500 inhabitants or more, and wholesale establishments not located in cities of 5,000 inhabitants or more.

GENERAL DESCRIPTION OF PRELIMINARY RELEASES FOR THE 1948 CENSUS OF BUSINESS

This series of releases, of which one is planned for each county in the United States, presents preliminary results of the 1948 Census of Business. The information is based on reports submitted by business establishments for that Census. The figures shown are preliminary, and are subject to revision in the final Census publications, but the changes are expected to be relatively minor with respect to coverage. The final Census figures will be issued in a series of Business Census bulletins which will show additional detailed kind-of-business information for all places where there are a sufficient number of establishments.

The 1948 Census of Business was taken under the provision of the Act of June 19, 1948, which provides that the Business Censuses be taken for 1948 and for each fifth year thereafter. Previous Business Censuses were taken for the years 1929, 1933, 1935, and 1939.

Scope of the Census.—The 1948 Census of Business covered all establishments in the following trades, as defined by the Standard Industrial Classification Manual, May 1949 issue, of the Executive Office of the President: all retail trades; all wholesale trades; all service trades in the following four groups—personal services, business services, automobile repairs and services, and miscellaneous repair services; hotels; tourist courts and camps; and amusements, including motion picture theaters. Some important services not covered are radio broadcasting and television, medical and health, legal, educational, nonprofit, accounting, and domestic services.

This coverage is similar to that of the 1939 Business Censuses. However, "custom trades" and "services incidental to transportation," which are no longer included in the standard classification of the service trades, are not covered by the 1948 Censuses. In a number of localities, these exclusions as well as

other changes in the standard classification may have a considerable effect in comparing 1948 with 1939 data, particularly with respect to establishment count.

Establishment definition.—For Census purposes, a business establishment is defined to include only enterprises conducted from a recognizable place of business, provided that the annual sales were in excess of \$5,000 for a wholesale trade establishment and \$500 for establishments in other trades. A detailed analysis of coverage will be provided in future Census of Business publications.

"Number of establishments" is the number of separate business locations, rather than the number of business companies or organizations, since the Census figures represent information reported separately for each business location or establishment. The establishment count reflects the number of places in business at the end of 1948 excluding administrative and executive offices of multinational organizations, and "chain store" warehouses.

Sales and receipts.—"1948 sales and receipts" represents sales of merchandise and receipts from repairs and other services to customers. The figures reflect deductions for returned goods and allowances, but not for trade-in allowances; they exclude sales and excise taxes collected from customers and paid directly to any taxing agency.

Proprietors.—"Active proprietors..." represents owners and partners of unincorporated businesses who devoted the major portion of their time to the business in November 1948.

Employment.—"Number of paid employees..." represents all employees on the pay roll for the pay period ending nearest November 15, 1948. "Full workweek" employees, whether regular or seasonal, are those who in the November 15 pay period were paid for working at least the number of hours typically worked in a week by employees of the reporting establishment.

1948 CENSUS OF BUSINESS

RETAIL, WHOLESALE, SERVICE TRADES

U. S. DEPARTMENT OF COMMERCE
BUREAU OF THE CENSUS

PRELIMINARY

For Release May 15, 1950

Release Series BC-1P- 34-006

AUGLAIZE COUNTY, OHIO

Retail, wholesale, and service establishments located in Auglaize County, Ohio, showed a substantial expansion in dollar volume of trade from 1939 to 1948 according to preliminary figures from the 1948 Census of Business released today by the Bureau of the Census, U. S. Department of Commerce.

Retail sales in the county during 1948 aggregated \$28.2 million, an increase of 297 percent over the \$7.1 million in 1939, when the preceding Census of Business was taken. Wholesale sales in the county reached a total of \$23.3 million in 1948 as compared with \$8.3 million in 1939. The service trades included in the Census of Business recorded receipts totaling \$1.1 million in 1948 compared with \$0.3 million in 1939.

Employment in the county also rose over the 9-year period between 1939 and 1948 for the above trades. Establishments in these trades reported a combined total of 1,611 paid employees for the workweek ended nearest November 15, 1948. This compared with a total of 1,108 employees for the week of November 15, 1939.

These preliminary figures have been derived from a Census report on Auglaize County, Ohio, which also includes data for the cities of St. Marys and Wapakoneta. Final figures, superseding the preliminary data for Auglaize County, will be included in a Bulletin for the State of Ohio to be issued in several months. Similar data will be made available this year in preliminary and final form for each of the counties and States. A single copy of the preliminary release for Auglaize County as well as an order blank for other area releases may be obtained by writing to the Bureau of the Census, Washington 25, D. C.

Table 1.—CENSUS OF BUSINESS PRELIMINARY RESULTS FOR 1948, BY TRADE GROUP

AUGLAIZE COUNTY, OHIO

Trade group and kind of business	Number of establishments	1948 sales and receipts (Thousand dollars)	Active proprietors of unincorporated businesses Nov. 1948	Paid employees, workweek ended nearest Nov. 15, 1948	
				Total employees ¹	Full workweek employees
RETAIL TRADE, total.....	470	28,195	521	1,254	936
Food group.....	111	6,138	120	213	143
Eating and drinking places.....	64	1,770	80	211	145
General merchandise group, general stores.....	17	2,050	7	192	128
Apparel group.....	28	866	27	50	29
Furniture-home furnishings-appliance group.....	27	1,220	34	68	59
Automotive group.....	39	4,664	38	157	145
Gasoline service stations.....	60	2,340	72	64	54
Lumber-building-hardware group.....	55	3,369	77	133	110
Drug and proprietary stores.....	12	443	11	27	20
All other retail stores.....	57	5,335	55	139	103
WHOLESALE TRADE, total.....	45	23,259	37	234	x
Merchant wholesalers.....	18	4,406	17	123	x
Other types of wholesale.....	27	18,853	20	111	x
SELECTED SERVICE TRADES, 2/ total.....	123	1,125	154	123	97
Personal services.....	72	692	79	101	79
Business services.....	6	26	6	1	--
Automotive repairs and services.....	30	246	34	12	11
Other repair services.....	25	161	35	9	7
HOTELS.....	5	160	4	26	24
AMUSEMENTS.....	9	247	10	51	x

x Not available.

1/ Includes employees paid for less than the full workweek.

2/ See General Description on last page for changes from the 1939 Census of Business in the coverage of Service Trades.

Table 2.—CENSUS OF BUSINESS PRELIMINARY RESULTS FOR 1948 FOR CITIES OF 2,500 INHABITANTS OR MORE

AUGLAIZE COUNTY, OHIO

(Data omitted for trade groups where necessary to avoid disclosure)

City and trade group ¹	Number of establishments	1948 sales and receipts (Thousand dollars)	Active proprietors of unincorporated businesses Nov. 1948	Paid employees, workweek ended nearest Nov. 15, 1948	
				Total employees ²	Full workweek employees
St. Marys:					
Retail trade.....	133	8,103	135	372	279
Wholesale trade.....	12	4,366	11	91	x
Selected service trades.....	39	366	47	48	36
Wapakoneta:					
Retail trade.....	129	8,361	139	427	334
Wholesale trade.....	12	2,999	10	39	x
Selected service trades.....	41	374	50	49	42
Remainder of county: ^{3/}					
Retail trade.....	208	11,731	247	455	323
Wholesale trade.....	21	15,894	15	104	x
Selected service trades.....	53	385	57	26	19

x Not available.

^{1/} See General Description on this page for changes from the 1939 Census of Business in the coverage of Service Trades.^{2/} Includes employees paid for less than the full workweek.^{3/} Includes figures for establishments, other than wholesale, not located in cities of 2,500 inhabitants or more, and wholesale establishments not located in cities of 5,000 inhabitants or more.

GENERAL DESCRIPTION OF PRELIMINARY RELEASES FOR THE 1948 CENSUS OF BUSINESS

This series of releases, of which one is planned for each county in the United States, presents preliminary results of the 1948 Census of Business. The information is based on reports submitted by business establishments for that Census. The figures shown are preliminary, and are subject to revision in the final Census publications, but the changes are expected to be relatively minor with respect to coverage. The final Census figures will be issued in a series of Business Census bulletins which will show additional detailed kind-of-business information for all places where there are a sufficient number of establishments.

The 1948 Census of Business was taken under the provision of the Act of June 19, 1948, which provides that the Business Census be taken for 1948 and for each fifth year thereafter. Previous Business Censuses were taken for the years 1929, 1933, 1935, and 1939.

Scope of the Census.—The 1948 Census of Business covered all establishments in the following trades, as defined by the Standard Industrial Classification Manual, May 1949 issue, of the Executive Office of the President: all retail trades; all wholesale trades; all service trades in the following four groups—personal services, business services, automobile repairs and services, and miscellaneous repair services; hotels; tourist courts and camps; and amusements, including motion picture theaters. Some important services not covered are radio broadcasting and television, medical and health, legal, educational, nonprofit, accounting, and domestic services.

This coverage is similar to that of the 1939 Business Census. However, "custom trades" and "services incidental to transportation," which are no longer included in the standard classification of the service trades, are not covered by the 1948 Census. In a number of localities, these exclusions as well as

other changes in the standard classification may have a considerable effect in comparing 1948 with 1939 data, particularly with respect to establishment count.

Establishment definition.—For Census purposes, a business establishment is defined to include only enterprises conducted from a recognizable place of business, provided that the annual sales were in excess of \$5,000 for a wholesale trade establishment and \$500 for establishments in other trades. A detailed analysis of coverage will be provided in future Censuses of Business publications.

"Number of establishments" is the number of separate business locations, rather than the number of business companies or organizations, since the Census figures represent information reported separately for each business location or establishment. The establishment count reflects the number of places in business at the end of 1948 excluding administrative and executive offices of multiunit organizations, and "chain store" warehouses.

Sales and receipts.—"1948 sales and receipts" represents sales of merchandise and receipts from repairs and other services to customers. The figures reflect deductions for returned goods and allowances, but not for trade-in allowances; they exclude sales and excise taxes collected from customers and paid directly to any taxing agency.

Proprietors.—"Active proprietors..." represents owners and partners of unincorporated businesses who devoted the major portion of their time to the business in November 1948.

Employment.—"Number of paid employees..." represents all employees on the pay roll for the pay period ending nearest November 15, 1948. "Full workweek" employees, whether regular or seasonal, are those who in the November 15 pay period were paid for working at least the number of hours typically worked in a week by employees of the reporting establishment.

1948 CENSUS OF BUSINESS

U. S. DEPARTMENT OF COMMERCE
BUREAU OF THE CENSUS

RETAIL, WHOLESALE, SERVICE TRADES

PRELIMINARY

For Release May 1, 1950

Release Series BC-1P-34-007

BELMONT COUNTY, OHIO

Retail, wholesale, and service establishments located in Belmont County, Ohio, showed a substantial expansion in dollar volume of trade from 1939 to 1948 according to preliminary figures from the 1948 Census of Business released today by the Bureau of the Census, U. S. Department of Commerce.

Retail sales in the county during 1948 aggregated \$52.3 million, an increase of 155 percent over the \$20.5 million in 1939, when the preceding Census of Business was taken. Wholesale sales in the county reached a total of \$14.6 million in 1948 as compared with \$4.6 million in 1939. The service trades included in the Census of Business recorded receipts totaling \$2.0 million in 1948 compared with \$0.8 million in 1939.

Employment in the county also rose over the 9-year period between 1939 and 1948 for the above trades. Establishments in these trades reported a combined total of 3,173 paid employees for the workweek ended nearest November 15, 1948. This compared with a total of 2,468 employees reported for the week of November 15, 1939.

These preliminary figures have been derived from a Census report on Belmont County, Ohio, which also includes data for the cities of Barnesville, Bellaire, Bridgeport, Martins Ferry, St. Clairsville, and Shadyside. Final figures, superseding the preliminary data for Belmont County, will be included in a Bulletin for the State of Ohio to be issued in several months. Similar data will be made available this year in preliminary and final form for each of the counties and States. A single copy of the preliminary release for Belmont County as well as an order blank for other area releases may be obtained by writing to the Bureau of the Census, Washington 25, D. C.

Table 1.—CENSUS OF BUSINESS PRELIMINARY RESULTS FOR 1948, BY TRADE GROUP

BELMONT COUNTY, OHIO

Trade group and kind of business	Number of establishments	1948 sales and receipts (Thousand dollars)	Active proprietors of unincorporated businesses Nov. 1948	Paid employees, workweek ended nearest Nov. 15, 1948	
				Total employees ¹	Full workweek employees
RETAIL TRADE, total	988	52,347	951	2,589	2,090
Food group.....	352	17,684	321	645	536
Eating and drinking places.....	195	4,174	211	360	276
General merchandise group, general stores....	33	3,902	24	327	213
Apparel group.....	35	1,690	32	114	65
Furniture-home furnishings-appliance group..	39	2,578	37	117	103
Automotive group.....	55	7,839	53	328	299
Gasoline service stations.....	108	3,286	115	121	93
Lumber-building-hardware group.....	53	4,812	55	318	288
Drug and proprietary stores.....	21	990	18	75	60
All other retail stores.....	97	5,392	85	184	157
WHOLESALE TRADE, total	49	14,610	40	323	x
Merchant wholesalers.....	31	6,388	29	238	x
Other types of wholesale.....	18	8,222	11	85	x
SELECTED SERVICE TRADES, ²/total	222	2,009	241	261	231
Personal services.....	163	1,330	170	214	192
All other service trades.....	59	679	71	47	39
AMUSEMENTS	26	444	21	90	x

x Not available.
¹/ Includes employees paid for less than the full workweek.
²/ See General Description on last page for changes from the 1939 Census of Business in the coverage of Service Trades.

Table 2.—CENSUS OF BUSINESS PRELIMINARY RESULTS FOR 1948 FOR CITIES OF 2,500 INHABITANTS OR MORE

BELMONT COUNTY, OHIO

(Data omitted for trade groups where necessary to avoid disclosure)

City and trade group ¹	Number of establishments	1948 sales and receipts (Thousand dollars)	Active proprietors of unincorporated businesses Nov. 1948	Paid employees, workweek ended nearest Nov. 15, 1948	
				Total employees ²	Full workweek employees
Barnesville:					
Retail trade.....	87	6,743	70	402	315
Wholesale trade.....	12	4,378	8	61	x
Selected service trades.....	26	246	29	40	32
Bellaire:					
Retail trade.....	212	12,787	217	685	526
Wholesale trade.....	12	2,926	12	69	x
Selected service trades.....	58	567	59	69	63
Bridgeport:					
Retail trade.....	66	5,542	64	263	237
Selected service trades.....	21	256	22	23	22
Martins Ferry:					
Retail trade.....	185	9,954	169	485	395
Wholesale trade.....	14	4,830	10	145	x
Selected service trades.....	42	416	47	98	90
St. Clairsville:					
Retail trade.....	45	4,607	44	228	198
Selected service trades.....	16	127	21	3	3
Shadyside:					
Retail trade.....	45	1,829	46	94	74
Selected service trades.....	9	82	9	16	16
Remainder of county:^{3/}					
Retail trade.....	348	10,885	341	432	345
Wholesale trade.....	11	2,476	10	48	x
Selected service trades.....	50	315	54	12	5

x Not available.

1/ See General Description on this page for changes from the 1939 Census of Business in the coverage of Service Trades.

2/ Includes employees paid for less than the full workweek.

3/ Includes figures for establishments, other than wholesale, not located in cities of 2,500 inhabitants or more, and wholesale establishments not located in cities of 5,000 inhabitants or more.

GENERAL DESCRIPTION OF PRELIMINARY RELEASES FOR THE 1948 CENSUS OF BUSINESS

This series of releases, of which one is planned for each county in the United States, presents preliminary results of the 1948 Census of Business. The information is based on reports submitted by business establishments for that Census. The figures shown are preliminary, and are subject to revision in the final Census publications, but the changes are expected to be relatively minor with respect to coverage. The final Census figures will be issued in a series of Business Census bulletins which will show additional detailed kind-of-business information for all places where there are a sufficient number of establishments.

The 1948 Census of Business was taken under the provision of the Act of June 19, 1948, which provides that the Business Census be taken for 1948 and for each fifth year thereafter. Previous Business Censuses were taken for the years 1929, 1933, 1935, and 1939.

Scope of the Census.—The 1948 Census of Business covered all establishments in the following trades, as defined by the Standard Industrial Classification Manual, May 1949 issue, of the Executive Office of the President: all retail trades; all wholesale trades; all service trades in the following four groups—personal services, business services, automobile repairs and services, and miscellaneous repair services; hotels; tourist courts and camps; and amusements, including motion picture theaters. Some important services not covered are radio broadcasting and television, medical and health, legal, educational, nonprofit, accounting, and domestic services.

This coverage is similar to that of the 1939 Business Census. However, "custom trades" and "services incidental to transportation," which are no longer included in the standard classification of the service trades, are not covered by the 1948 Census. In a number of localities, these exclusions as well as

other changes in the standard classification may have a considerable effect in comparing 1948 with 1939 data, particularly with respect to establishment count.

Establishment definition.—For Census purposes, a business establishment is defined to include only enterprises conducted from a recognizable place of business, provided that the annual sales were in excess of \$5,000 for a wholesale trade establishment and \$500 for establishments in other trades. A detailed analysis of coverage will be provided in future Census of Business publications.

"Number of establishments" is the number of separate business locations, rather than the number of business companies or organizations, since the Census figures represent information reported separately for each business location or establishment. The establishment count reflects the number of places in business at the end of 1948 excluding administrative and executive offices of multiunit organizations, and "chain store" warehouses.

Sales and receipts.—"1948 sales and receipts" represents sales of merchandise and receipts from repairs and other services to customers. The figures reflect deductions for returned goods and allowances, but not for trade-in allowances; they exclude sales and excise taxes collected from customers and paid directly to any taxing agency.

Proprietors.—"Active proprietors..." represents owners and partners of unincorporated businesses who devoted the major portion of their time to the business in November 1948.

Employment.—"Number of paid employees..." represents all employees on the pay roll for the pay period ending nearest November 15, 1948. "Full workweek" employees, whether regular or seasonal, are those who in the November 15 pay period were paid for working at least the number of hours typically worked in a week by employees of the reporting establishment.

1948 CENSUS OF BUSINESS

RETAIL, WHOLESALE, SERVICE TRADES

U. S. DEPARTMENT OF COMMERCE
BUREAU OF THE CENSUS

PRELIMINARY

For Release May 15, 1950

Release Series BC-1P-34-008

BROWN COUNTY, OHIO

Retail, wholesale, and service establishments located in Brown County, Ohio, showed a substantial expansion in dollar volume of trade from 1939 to 1948 according to preliminary figures from the 1948 Census of Business released today by the Bureau of the Census, U. S. Department of Commerce.

Retail sales in the county during 1948 aggregated \$11.7 million, an increase of 208 percent over the \$3.8 million in 1939, when the preceding Census of Business was taken. Wholesale sales in the county reached a total of \$2.5 million in 1948 as compared with \$2.3 million in 1939. The service trades included in the Census of Business recorded receipts totaling \$302,000 in 1948 compared with \$122,000 in 1939.

Employment in the county also rose over the 9-year period between 1939 and 1948 for the above trades. Establishments in these trades reported a combined total of 639 paid employees for the workweek ended nearest November 15, 1948. This compared with a total of 397 employees reported for the week of November 15, 1939.

These preliminary figures have been derived from a Census report on Brown County, Ohio. Final figures, superseding the preliminary data for Brown County, will be included in a Bulletin for the State of Ohio to be issued in several months. Similar data will be made available this year in preliminary and final form for each of the counties and States. A single copy of the preliminary release for Brown County as well as an order blank for other area releases may be obtained by writing to the Bureau of the Census, Washington 25, D. C.

9/278

Table 1.—CENSUS OF BUSINESS PRELIMINARY RESULTS FOR 1948, BY TRADE GROUP

BROWN COUNTY, OHIO

Trade group and kind of business	Number of establishments	1948 sales and receipts (Thousand dollars)	Active proprietors of unincorporated businesses Nov. 1948	Paid employees, workweek ended nearest Nov. 15, 1948	
				Total employees ¹	Full workweek employees
RETAIL TRADE, total.....	301	11,711	313	573	422
Food group.....	66	2,549	64	82	59
Eating and drinking places.....	62	1,410	64	196	124
General merchandise grp, general stores	25	824	26	31	23
Apparel group.....	10	320	10	15	11
Furniture-home furnishings-appliance grp	13	335	14	16	10
Automotive group.....	14	1,006	16	31	28
Gasoline service stations.....	46	1,332	52	51	42
Lumber-building-hardware group.....	31	1,648	34	57	49
Drug and proprietary stores.....	7	241	10	15	12
All other retail stores.....	27	2,046	23	79	64
WHOLESALE TRADE.....	11	2,543	10	41	x
SELECTED SERVICE TRADES, ^{2/} total.....	54	302	53	25	18
Personal services.....	33	143	33	14	7
All other service trades.....	21	159	20	11	11
AMUSEMENTS.....	9	101	11	38	x

x Not available.

^{1/} Includes employees paid for less than the full workweek.

^{2/} See General Description on this page for changes from the 1939 Census of Business in the coverage of Service Trades.

GENERAL DESCRIPTION OF PRELIMINARY RELEASES FOR THE 1948 CENSUS OF BUSINESS

This series of releases, of which one is planned for each county in the United States, presents preliminary results of the 1948 Census of Business. The information is based on reports submitted by business establishments for that Census. The figures shown are preliminary, and are subject to revision in the final Census publications, but the changes are expected to be relatively minor with respect to coverage. The final Census figures will be issued in a series of Business Census bulletins which will show additional detailed kind-of-business information for all places where there are a sufficient number of establishments.

The 1948 Census of Business was taken under the provision of the Act of June 19, 1948, which provides that the Business Census be taken for 1948 and for each fifth year thereafter. Previous Business Censuses were taken for the years 1929, 1933, 1935, and 1939.

Scope of the Census.—The 1948 Census of Business covered all establishments in the following trades, as defined by the Standard Industrial Classification Manual, May 1949 issue, of the Executive Office of the President: all retail trades; all wholesale trades; all service trades in the following four groups—personal services, business services, automobile repairs and services, and miscellaneous repair services; hotels; tourist courts and camps; and amusements, including motion picture theaters. Some important services not covered are radio broadcasting and television, medical and health, legal, educational, nonprofit, accounting, and domestic services.

This coverage is similar to that of the 1939 Business Census. However, "custom trades" and "services incidental to transportation," which are no longer included in the standard classification of the service trades, are not covered by the 1948 Census. In a number of localities, these exclusions as well as

other changes in the standard classification may have a considerable effect in comparing 1948 with 1939 data, particularly with respect to establishment count.

Establishment definition.—For Census purposes, a business establishment is defined to include only enterprises conducted from a recognizable place of business, provided that the annual sales were in excess of \$5,000 for a wholesale trade establishment and \$500 for establishments in other trades. A detailed analysis of coverage will be provided in future Census of Business publications.

"Number of establishments" is the number of separate business locations, rather than the number of business companies or organizations, since the Census figures represent information reported separately for each business location or establishment. The establishment count reflects the number of places in business at the end of 1948 excluding administrative and executive offices of multiunit organizations, and "chain store" warehouses.

Sales and receipts.—"1948 sales and receipts" represents sales of merchandise and receipts from repairs and other services to customers. The figures reflect deductions for returned goods and allowances, but not for trade-in allowances; they exclude sales and excise taxes collected from customers and paid directly to any taxing agency.

Proprietors.—"Active proprietors..." represents owners and partners of unincorporated businesses who devoted the major portion of their time to the business in November 1948.

Employment.—"Number of paid employees..." represents all employees on the pay roll for the pay period ending nearest November 15, 1948. "Full workweek" employees, whether regular or seasonal, are those who in the November 15 pay period were paid for working at least the number of hours typically worked in a week by employees of the reporting establishment.

1948 CENSUS OF BUSINESS

RETAIL, WHOLESALE, SERVICE TRADES

U. S. DEPARTMENT OF COMMERCE
BUREAU OF THE CENSUS

PRELIMINARY

For Release May 15, 1950

Release Series BC-1P-34-009

BUTLER COUNTY, OHIO

Retail, wholesale, and service establishments located in Butler County, Ohio, showed a substantial expansion in dollar volume of trade from 1939 to 1948 according to preliminary figures from the 1948 Census of Business released today by the Bureau of the Census, U. S. Department of Commerce.

Retail sales in the county during 1948 aggregated \$131.2 million, an increase of 229 percent over the \$39.9 million in 1939, when the preceding Census of Business was taken. Wholesale sales in the county reached a total of \$40.6 million in 1948 as compared with \$18.5 million in 1939. The service trades included in the Census of Business recorded receipts totaling \$6.0 million in 1948 compared with \$1.9 million in 1939.

Employment in the county also rose over the 9-year period between 1939 and 1948 for the above trades. Establishments in these trades reported a combined total of 8,892 paid employees for the workweek ended nearest November 15, 1948. This compared with a total of 5,494 employees reported for the week of November 15, 1939.

These preliminary figures have been derived from a Census report on Butler County, Ohio, which also includes data for the cities of Hamilton, Middletown, and Oxford. Final figures, superseding the preliminary data for Butler County, will be included in a Bulletin for the State of Ohio to be issued in several months. Similar data will be made available this year in preliminary and final form for each of the counties and States. A single copy of the preliminary release for Butler County as well as an order blank for other area releases may be obtained by writing to the Bureau of the Census, Washington 25, D. C.

Table 1.—CENSUS OF BUSINESS PRELIMINARY RESULTS FOR 1948, BY TRADE GROUP

BUTLER COUNTY, OHIO

Trade group and kind of business	Number of establishments	1948 sales and receipts (Thousand dollars)	Active proprietors of unincorporated businesses Nov. 1948	Paid employees, workweek ended nearest Nov. 15, 1948	
				Total employees ¹	Full workweek employees
RETAIL TRADE, total.....	1,521	131,191	1,465	6,754	5,502
Food group.....	489	35,061	500	1,179	858
Eating and drinking places.....	305	11,125	322	1,346	1,128
General merchandise grp, general stores.	36	10,595	23	936	670
Apparel group.....	97	10,689	70	721	505
Furniture-home furnishgs-appliance grp.	76	7,524	75	346	332
Automotive group.....	93	20,087	87	613	598
Gasoline service stations.....	135	6,171	143	237	202
Lumber-building-hardware group.....	70	10,943	44	541	495
Drug and proprietary stores.....	35	3,413	30	267	215
All other retail stores.....	185	15,583	171	568	499
WHOLESALE TRADE, total.....	114	40,637	86	1,124	x
Merchant wholesalers, total.....	82	24,939	72	896	x
Groceries, foods.....	17	4,097	23	91	x
Hardware, elec'l, plum'g and heat'g..	6	1,980	3	40	x
Mach'y, equip't, industrial supplies.	9	1,268	6	45	x
Waste materials dealers.....	13	6,995	10	437	x
All other merchant wholesalers.....	37	10,599	30	283	x
Petroleum bulk plants, terminals.....	15	5,518	10	53	x
Other types of wholesale.....	17	10,180	4	175	x
SELECTED SERVICE TRADES, ^{2/} total.....	426	5,984	438	1,014	839
Personal services.....	285	4,240	293	814	668
Business services.....	26	535	22	85	67
Automotive repairs and services.....	71	862	77	80	72
Other repair services.....	44	347	46	35	32
HOTELS.....	11	1,116	8	268	182
AMUSEMENTS.....	55	2,260	42	301	x

x Not available.

^{1/} Includes employees paid for less than the full workweek.^{2/} See General Description on last page for changes from the 1939 Census of Business in the coverage of Service Trades.

Table 2.—CENSUS OF BUSINESS PRELIMINARY RESULTS FOR 1948 FOR CITIES OF 2,500 INHABITANTS OR MORE

BUTLER COUNTY, OHIO

(Data omitted for trade groups where necessary to avoid disclosure)

City and trade group ¹	Number of establishments	1948 sales and receipts (Thousand dollars)	Active proprietors of unincorporated businesses Nov. 1948	Paid employees, workweek ended nearest Nov. 15, 1948	
				Total employees ²	Full workweek employees
Hamilton:					
Retail trade.....	766	69,236	739	3,512	2,865
Wholesale trade.....	77	26,526	63	886	x
Selected service trades...	220	2,994	231	549	442
Middletown:					
Retail trade.....	397	44,641	348	2,404	2,032
Wholesale trade.....	31	13,062	17	228	x
Selected service trades...	139	2,016	136	311	271
Oxford:					
Retail trade.....	66	6,218	63	445	308
Selected service trades...	22	700	25	143	116
Remainder of county: 3/					
Retail trade.....	292	11,096	315	393	297
Wholesale trade.....	6	1,049	6	10	x
Selected service trades...	45	274	46	11	10

x Not available.

1/ See General Description on this page for changes from the 1939 Census of Business in the coverage of Service Trades.

2/ Includes employees paid for less than the full workweek.

3/ Includes figures for establishments, other than wholesale, not located in cities of 2,500 inhabitants or more, and wholesale establishments not located in cities of 5,000 inhabitants or more.

GENERAL DESCRIPTION OF PRELIMINARY RELEASES FOR THE 1948 CENSUS OF BUSINESS

This series of releases, of which one is planned for each county in the United States, presents preliminary results of the 1948 Census of Business. The information is based on reports submitted by business establishments for that Census. The figures shown are preliminary, and are subject to revision in the final Census publications, but the changes are expected to be relatively minor with respect to coverage. The final Census figures will be issued in a series of Business Census bulletins which will show additional detailed kind-of-business information for all places where there are a sufficient number of establishments.

The 1948 Census of Business was taken under the provision of the Act of June 19, 1948, which provides that the Business Censuses be taken for 1948 and for each fifth year thereafter. Previous Business Censuses were taken for the years 1929, 1933, 1935, and 1939.

Scope of the Census.—The 1948 Census of Business covered all establishments in the following trades, as defined by the Standard Industrial Classification Manual, May 1949 issue, of the Executive Office of the President: all retail trades; all wholesale trades; all service trades in the following four groups—personal services, business services, automobile repairs and services, and miscellaneous repair services; hotels; tourist courts and camps; and amusements, including motion picture theaters. Some important services not covered are radio broadcasting and television, medical and health, legal, educational, nonprofit, accounting, and domestic services.

This coverage is similar to that of the 1939 Business Census. However, "custom trades" and "services incidental to transportation," which are no longer included in the standard classification of the service trades, are not covered by the 1948 Census. In a number of localities, these exclusions as well as

other changes in the standard classification may have a considerable effect in comparing 1948 with 1939 data, particularly with respect to establishment count.


Establishment definition.—For Census purposes, a business establishment is defined to include only enterprises conducted from a recognizable place of business, provided that the annual sales were in excess of \$5,000 for a wholesale trade establishment and \$500 for establishments in other trades. A detailed analysis of coverage will be provided in future Censuses of Business publications.

"Number of establishments" is the number of separate business locations, rather than the number of business companies or organizations, since the Census figures represent information reported separately for each business location or establishment. The establishment count reflects the number of places in business at the end of 1948 excluding administrative and executive offices of multiunit organizations, and "chain store" warehouses.

Sales and receipts.—"1948 sales and receipts" represents sales of merchandise and receipts from repairs and other services to customers. The figures reflect deductions for returned goods and allowances, but not for trade-in allowances; they exclude sales and excise taxes collected from customers and paid directly to any taxing agency.

Proprietors.—"Active proprietors..." represents owners and partners of unincorporated businesses who devoted the major portion of their time to the business in November 1948.

Employment.—"Number of paid employees..." represents all employees on the pay roll for the pay period ending nearest November 15, 1948. "Full workweek" employees, whether regular or seasonal, are those who in the November 15 pay period were paid for working at least the number of hours typically worked in a week by employees of the reporting establishment.



1948 CENSUS OF BUSINESS

RETAIL, WHOLESALE, SERVICE TRADES

U. S. DEPARTMENT OF COMMERCE
BUREAU OF THE CENSUS

PRELIMINARY

For Release May 1, 1950

Release Series BC-1P-34-010

CARROLL COUNTY, OHIO

Retail and service establishments located in Carroll County, Ohio, showed a substantial expansion in dollar volume of trade from 1939 to 1948 according to preliminary figures from the 1948 Census of Business released today by the Bureau of the Census, U. S. Department of Commerce.

Retail sales in the county during 1948 aggregated \$10.2 million, an increase of 240 percent over the \$3.0 million in 1939, when the preceding Census of Business was taken. The service trades included in the Census of Business recorded receipts totaling \$252,000 in 1948 compared with \$114,000 in 1939.

Employment in the county also rose over the 9-year period between 1939 and 1948 for the above trades. Establishments in these trades reported a combined total of 445 paid employees for the workweek ended nearest November 15, 1948. This compared with a total of 257 employees reported for the week of November 15, 1939.

These preliminary figures have been derived from a Census report on Carroll County, Ohio, which also includes data for the city of Carrollton and the part of the city of Minerva located in Carroll County. Final figures, superseding the preliminary data for Carroll County, will be included in a Bulletin for the State of Ohio to be issued in several months. Similar data will be made available this year in preliminary and final form for each of the counties and States. A single copy of the preliminary release for Carroll County as well as an order blank for other area releases may be obtained by writing to the Bureau of the Census, Washington 25, D. C.

Table 1.—CENSUS OF BUSINESS PRELIMINARY RESULTS FOR 1948, BY TRADE GROUP
CARROLL COUNTY, OHIO

Trade group and kind of business	Number of establishments	1948 sales and receipts (Thousand dollars)	Active proprietors of unincorporated businesses Nov. 1948	Paid employees, workweek ended nearest Nov. 15, 1948	
				Total employees ¹	Full workweek employees
RETAIL TRADE, total.....	207	10,183	211	428	304
Food group.....	55	2,215	62	85	64
Eating and drinking places.....	33	590	36	38	30
General merchandise grp, general stores.....	22	1,133	21	57	24
Apparel group.....	6	159	8	2	2
Furniture-home furnishgs-appliance grp.....	8	306	8	13	11
Automotive group.....	16	1,422	14	63	52
Gasoline service stations.....	27	900	28	31	21
Lumber-building-hardware group.....	21	1,087	20	40	34
All other retail stores.....	19	2,371	14	99	66
SELECTED SERVICE TRADES, ^{2/} total.....	39	252	44	17	13
Personal services.....	28	153	34	10	8
All other service trades.....	11	99	10	7	5

^{1/} Includes employees paid for less than the full workweek.

^{2/} See General Description on last page for changes from the 1939 Census of Business in the coverage of Service Trades.

Table 2.—CENSUS OF BUSINESS PRELIMINARY RESULTS FOR 1948 FOR CITIES OF 2,500 INHABITANTS OR MORE

CARROLL COUNTY, OHIO

(Data omitted for trade groups where necessary to avoid disclosure)

City and trade group ¹	Number of establishments	1948 sales and receipts (Thousand dollars)	Active proprietors of unincorporated businesses Nov. 1948	Paid employees, workweek ended nearest Nov. 15, 1948	
				Total employees ²	Full workweek employees
Carrollton:					
Retail trade.....	62	4,963	57	248	165
Selected service trades....	13	123	19	8	7
Minerva:(part)					
Retail trade.....	18	1,002	24	45	41
Selected service trades....		Included with "Remainder of county"			
Remainder of county: ^{3/}					
Retail trade.....	127	4,218	130	135	98
Selected service trades....	26	129	25	9	6

- ^{1/} See General Description on this page for changes from the 1939 Census of Business in the coverage of Service Trades.
- ^{2/} Includes employees paid for less than the full workweek.
- ^{3/} Except as indicated above, includes figures for establishments not located in cities of 2,500 inhabitants or more.

GENERAL DESCRIPTION OF PRELIMINARY RELEASES FOR THE 1948 CENSUS OF BUSINESS

This series of releases, of which one is planned for each county in the United States, presents preliminary results of the 1948 Census of Business. The information is based on reports submitted by business establishments for that Census. The figures shown are preliminary, and are subject to revision in the final Census publications, but the changes are expected to be relatively minor with respect to coverage. The final Census figures will be issued in a series of Business Census bulletins which will show additional detailed kind-of-business information for all places where there are a sufficient number of establishments.

The 1948 Census of Business was taken under the provision of the Act of June 19, 1948, which provides that the Business Census be taken for 1948 and for each fifth year thereafter. Previous Business Censuses were taken for the years 1929, 1933, 1935, and 1939.

Scope of the Census.—The 1948 Census of Business covered all establishments in the following trades, as defined by the Standard Industrial Classification Manual, May 1949 issue, of the Executive Office of the President: all retail trades; all wholesale trades; all service trades in the following four groups—personal services, business services, automobile repairs and services, and miscellaneous repair services; hotels; tourist courts and camps; and amusements, including motion picture theaters. Some important services not covered are radio broadcasting and television, medical and health, legal, educational, nonprofit, accounting, and domestic services.

This coverage is similar to that of the 1939 Business Census. However, "custom trades" and "services incidental to transportation," which are no longer included in the standard classification of the service trades, are not covered by the 1948 Census. In a number of localities, these exclusions as well as

other changes in the standard classification may have a considerable effect in comparing 1948 with 1939 data, particularly with respect to establishment count.

Establishment definition.—For Census purposes, a business establishment is defined to include only enterprises conducted from a recognizable place of business, provided that the annual sales were in excess of \$5,000 for a wholesale trade establishment and \$500 for establishments in other trades. A detailed analysis of coverage will be provided in future Census of Business publications.

"Number of establishments" is the number of separate business locations, rather than the number of business companies or organizations, since the Census figures represent information reported separately for each business location or establishment. The establishment count reflects the number of places in business at the end of 1948 excluding administrative and executive offices of multiunit organizations, and "chain store" warehouses.

Sales and receipts.—"1948 sales and receipts" represents sales of merchandise and receipts from repairs and other services to customers. The figures reflect deductions for returned goods and allowances, but not for trade-in allowances; they exclude sales and excise taxes collected from customers and paid directly to any taxing agency.

Proprietors.—"Active proprietors..." represents owners and partners of unincorporated businesses who devoted the major portion of their time to the business in November 1948.

Employment.—"Number of paid employees..." represents all employees on the pay roll for the pay period ending nearest November 15, 1948. "Full workweek" employees, whether regular or seasonal, are those who in the November 15 pay period were paid for working at least the number of hours typically worked in a week by employees of the reporting establishment.

1948 CENSUS OF BUSINESS

U. S. DEPARTMENT OF COMMERCE
BUREAU OF THE CENSUS

RETAIL, WHOLESALE, SERVICE TRADES

PRELIMINARY

For Release May 15, 1950

Release Series BC-1P-34-011

CHAMPAIGN COUNTY, OHIO

Retail, wholesale, and service establishments located in Champaign County, Ohio, showed a substantial expansion in dollar volume of trade from 1939 to 1948 according to preliminary figures from the 1948 Census of Business released today by the Bureau of the Census, U. S. Department of Commerce.

Retail sales in the county during 1948 aggregated \$21.8 million, an increase of 225 percent over the \$6.7 million in 1939, when the preceding Census of Business was taken. Wholesale sales in the county reached a total of \$9.0 million in 1948 as compared with \$5.2 million in 1939. The service trades included in the Census of Business recorded receipts totaling \$867,000 in 1948 compared with \$207,000 in 1939.

Employment in the county also rose over the 9-year period between 1939 and 1948 for the above trades. Establishments in these trades reported a combined total of 1,241 paid employees for the workweek ended nearest November 15, 1948. This compared with a total of 936 employees reported for the week of November 15, 1939.

These preliminary figures have been derived from a Census report on Champaign County, Ohio, which also includes data for the city Urbana. Final figures, superseding the preliminary data for Champaign County, will be included in a Bulletin for the State of Ohio to be issued in several months. Similar data will be made available this year in preliminary and final form for each of the counties and States. A single copy of the preliminary release for Champaign County as well as an order blank for other area releases may be obtained by writing to the Bureau of the Census, Washington 25, D. C.

Table 1.—CENSUS OF BUSINESS PRELIMINARY RESULTS FOR 1948, BY TRADE GROUP

CHAMPAIGN COUNTY, OHIO

Trade group and kind of business	Number of establishments	1948 sales and receipts (Thousand dollars)	Active proprietors of unincorporated businesses Nov. 1948	Paid employees, workweek ended nearest Nov. 15, 1948	
				Total employees ¹	Full workweek employees
RETAIL TRADE, total.....	346	21,772	318	1,048	860
Food group.....	88	4,736	87	169	115
Eating and drinking places.....	55	1,430	58	188	158
General merchandise grp, general stores	16	1,013	13	92	58
Apparel group.....	17	899	17	57	36
Furniture-home furnisngs-appliance grp	21	1,182	17	58	49
Automotive group.....	23	3,387	16	124	121
Gasoline service stations.....	41	1,308	40	58	46
Lumber-building-hardware group.....	36	3,578	34	129	122
Drug and proprietary stores.....	11	593	10	50	43
All other retail stores.....	38	3,646	26	123	112
WHOLESALE TRADE, total.....	29	9,043	17	132	x
Merchant wholesalers.....	7	1,805	6	39	x
Other types of wholesale.....	22	7,238	11	93	x
SELECTED SERVICE TRADES, ² total.....	113	867	129	61	52
Personal services.....	58	409	68	39	33
Business services.....	7	49	9	2	2
Automotive repairs and services.....	28	280	31	10	9
Other repair services.....	20	129	21	10	8
AMUSEMENTS.....	19	390	16	86	x

x Not available.

¹/ Includes employees paid for less than the full workweek.

²/ See General Description on last page for changes from the 1939 Census of Business in the coverage of Service Trades.

Table 2.—CENSUS OF BUSINESS PRELIMINARY RESULTS FOR 1948 FOR CITIES OF 2,500 INHABITANTS OR MORE

CHAMPAIGN COUNTY, OHIO

(Data omitted for trade groups where necessary to avoid disclosure)

City and trade group ¹	Number of establishments	1948 sales and receipts (Thousand dollars)	Active proprietors of unincorporated businesses Nov. 1948	Paid employees, workweek ended nearest Nov. 15, 1948	
				Total employees ²	Full workweek employees
Urbana:					
Retail trade.....	173	13,435	138	719	596
Wholesale trade.....	9	2,270	7	50	x
Selected service trades....	61	514	69	50	43
Remainder of county:					
Retail trade.....	173	8,337	180	329	264
Wholesale trade.....	20	6,773	10	82	x
Selected service trades....	52	353	60	11	9

x Not available.

1/ See General Description on this page for changes from the 1939 Census of Business in the coverage of Service Trades.

2/ Includes employees paid for less than the full workweek.

GENERAL DESCRIPTION OF PRELIMINARY RELEASES FOR THE 1948 CENSUS OF BUSINESS

This series of releases, of which one is planned for each county in the United States, presents preliminary results of the 1948 Census of Business. The information is based on reports submitted by business establishments for that Census. The figures shown are preliminary, and are subject to revision in the final Census publications, but the changes are expected to be relatively minor with respect to coverage. The final Census figures will be issued in a series of Business Census bulletins which will show additional detailed kind-of-business information for all places where there are a sufficient number of establishments.

The 1948 Census of Business was taken under the provision of the Act of June 19, 1948, which provides that the Business Census be taken for 1948 and for each fifth year thereafter. Previous Business Censuses were taken for the years 1929, 1933, 1935, and 1939.

Scope of the Census.—The 1948 Census of Business covered all establishments in the following trades, as defined by the Standard Industrial Classification Manual, May 1949 issue, of the Executive Office of the President: all retail trades; all wholesale trade; all service trades in the following four groups—personal services, business services, automobile repairs and services, and miscellaneous repair services; hotels; tourist courts and camps; and amusements, including motion picture theaters. Some important services not covered are radio broadcasting and television, medical and health, legal, educational, nonprofit, accounting, and domestic services.

This coverage is similar to that of the 1939 Business Census. However, "custom trade" and "services incidental to transportation," which are no longer included in the standard classification of the service trade, are not covered by the 1948 Census. In a number of localities, these exclusions as well as other changes in the standard classification may have

a considerable effect in comparing 1948 with 1939 data, particularly with respect to establishment count.

Establishment definition.—For Census purposes, a business establishment is defined to include only enterprises conducted from a recognizable place of business, provided that the annual sales were in excess of \$5,000 for a wholesale trade establishment and \$500 for establishments in other trades. A detailed analysis of coverage will be provided in future Census of Business publications.

"Number of establishments" is the number of separate business locations, rather than the number of business companies or organizations, since the Census figures represent information reported separately for each business location or establishment. The establishment count reflects the number of places in business at the end of 1948 excluding administrative and executive offices of multiunit organizations, and "chain store" warehouses.

Sales and receipts.—"1948 sales and receipts" represents sales of merchandise and receipts from repairs and other services to customers. The figures reflect deductions for returned goods and allowances, but not for trade-in allowances; they exclude sales and excise taxes collected from customers and paid directly to any taxing agency.

Proprietors.—"Active proprietors..." represents owners and partners of unincorporated businesses who devoted the major portion of their time to the business in November 1948.

Employment.—"Number of paid employees..." represents all employees on the pay roll for the pay period ending nearest November 15, 1948. "Full workweek" employees, whether regular or seasonal, are those who in the November 15 pay period were paid for working at least the number of hours typically worked in a week by employees of the reporting establishment.

1948 CENSUS OF BUSINESS

RETAIL, WHOLESALE, SERVICE TRADES

U. S. DEPARTMENT OF COMMERCE
BUREAU OF THE CENSUS

PRELIMINARY

For Release May 29, 1950

Release Series BC-1P-34-012

CLARK COUNTY, OHIO

Retail, wholesale, and service establishments located in Clark County, Ohio, showed a substantial expansion in dollar volume of trade from 1939 to 1948 according to preliminary figures from the 1948 Census of Business released today by the Bureau of the Census, U. S. Department of Commerce.

Retail sales in the county during 1948 aggregated \$105.6 million, an increase of 215 percent over the \$33.5 million in 1939, when the preceding Census of Business was taken. Wholesale sales in the county reached a total of \$56.2 million in 1948 as compared with \$11.3 million in 1939. The service trades included in the Census of Business recorded receipts totaling \$5.9 million in 1948 compared with \$1.8 million in 1939.

Employment in the county also rose over the 9-year period between 1939 and 1948 for the above trades. Establishments in these trades reported a combined total of 7,893 paid employees for the workweek ended nearest November 15, 1948. This compared with a total of 5,429 employees reported for the week of November 15, 1939.

These preliminary figures have been derived from a Census report on Clark County, Ohio, which also includes data for the city of Springfield. Final figures, superseding the preliminary data for Clark County, will be included in a Bulletin for the State of Ohio to be issued in several months. Similar data will be made available this year in preliminary and final form for each of the counties and States. A single copy of the preliminary release for Clark County as well as an order blank for other area releases may be obtained by writing to the Bureau of the Census, Washington 25, D. C.

Table 1.—CENSUS OF BUSINESS PRELIMINARY RESULTS FOR 1948, BY TRADE GROUP

CLARK COUNTY, OHIO

Trade group and kind of business	Number of establishments	1948 sales and receipts (Thousand dollars)	Active proprietors of unincorporated businesses Nov. 1948	Paid employees, workweek ended nearest Nov. 15, 1948	
				Total employees ¹	Full workweek employees
RETAIL TRADE, total.....	1,166	105,605	1,026	5,894	4,734
Food group.....	352	25,558	318	968	642
Eating and drinking places.....	227	8,150	242	1,023	857
General merchandise grp, general stores..	19	13,169	7	1,223	952
Apparel group.....	72	6,729	38	444	322
Furniture-home furnishgs-appliance grp..	55	5,782	46	332	304
Automotive group.....	53	17,744	37	569	538
Gasoline service stations.....	115	5,846	107	256	206
Lumber-building-hardware group.....	69	9,172	47	455	417
Drug and proprietary stores.....	41	3,398	33	272	207
All other retail stores.....	163	10,057	151	352	289
WHOLESALE TRADE, total.....	107	56,199	60	1,027	x
Merchant wholesalers, total.....	75	28,094	49	807	x
Groceries, foods.....	15	9,215	14	273	x
Hardware, elec'l, plum'g & heating....	11	4,313	4	133	x
Mach'y, equip't, industrial supplies..	8	366	3	24	x
Waste materials dealers.....	8	1,919	8	50	x
All other merchant wholesalers.....	33	12,281	20	327	x
Manufact'rs' sales branches, offices....	11	6,277	-	100	x
Petroleum bulk plants, terminals.....	10	9,107	5	53	x
Other types of wholesale.....	11	12,721	6	67	x
SELECTED SERVICE TRADES, ^{2/} total.....	387	5,934	372	972	835
Personal services.....	223	3,199	208	636	543
Business services.....	26	996	22	150	123
Automotive repairs and services.....	90	1,172	97	127	115
Other repair services.....	48	567	45	59	54
TOURIST COURTS AND CAMPS.....	11	70	14	8	6

x Not available.

^{1/} Includes employees paid for less than the full workweek.

^{2/} See General Description on last page for changes from the 1939 Census of Business in the coverage of Service Trades.

Table 2.—CENSUS OF BUSINESS PRELIMINARY RESULTS FOR 1948 FOR CITIES OF 2,500 INHABITANTS OR MORE

CLARK COUNTY, OHIO

(Data omitted for trade groups where necessary to avoid disclosure)

City and trade group ¹	Number of establishments	1948 sales and receipts (Thousand dollars)	Active proprietors of unincorporated businesses Nov. 1948	Paid employees, workweek ended nearest Nov. 15, 1948	
				Total employees ²	Full workweek employees
Springfield:					
Retail trade.....	938	93,788	784	5,495	4,421
Wholesale trade.....	97	47,339	53	975	x
Selected service trades...	334	5,533	320	941	807
Remainder of county:					
Retail trade.....	228	11,817	242	399	313
Wholesale trade.....	10	8,860	7	52	x
Selected service trades...	53	401	52	31	28
Tourist courts and camps..	11	70	14	8	6

x Not available.

1/ See General Description on this page for changes from the 1939 Census of Business in the coverage of Service Trades.

2/ Includes employees paid for less than the full workweek.

GENERAL DESCRIPTION OF PRELIMINARY RELEASES FOR THE 1948 CENSUS OF BUSINESS

This series of releases, of which one is planned for each county in the United States, presents preliminary results of the 1948 Census of Business. The information is based on reports submitted by business establishments for that Census. The figures shown are preliminary, and are subject to revision in the final Census publications, but the changes are expected to be relatively minor with respect to coverage. The final Census figures will be issued in a series of Business Census bulletins which will show additional detailed kind-of-business information for all places where there are a sufficient number of establishments.

The 1948 Census of Business was taken under the provision of the Act of June 19, 1948, which provides that the Business Census be taken for 1948 and for each fifth year thereafter. Previous Business Censuses were taken for the years 1929, 1933, 1935, and 1939.

Scope of the Census.—The 1948 Census of Business covered all establishments in the following trades, as defined by the Standard Industrial Classification Manual, May 1949 issue, of the Executive Office of the President: all retail trades; all wholesale trades; all service trades in the following four groups—personal services, business services, automobile repairs and services, and miscellaneous repair services; hotels; tourist courts and camps; and amusements, including motion picture theaters. Some important services not covered are radio broadcasting and television, medical and health, legal, educational, nonprofit, accounting, and domestic services.

This coverage is similar to that of the 1939 Business Census. However, "custom trades" and "services incidental to transportation," which are no longer included in the standard classification of the service trades, are not covered by the 1948 Census. In a number of localities, these exclusions as well as

other changes in the standard classification may have a considerable effect in comparing 1948 with 1939 data, particularly with respect to establishment count.

Establishment definition.—For Census purposes, a business establishment is defined to include only enterprises conducted from a recognizable place of business, provided that the annual sales were in excess of \$5,000 for a wholesale trade establishment and \$500 for establishments in other trades. A detailed analysis of coverage will be provided in future Census of Business publications.

"Number of establishments" is the number of separate business locations, rather than the number of business companies or organizations, since the Census figures represent information reported separately for each business location or establishment. The establishment count reflects the number of places in business at the end of 1948 excluding administrative and executive offices of multiunit organizations, and "chain store" warehouses.

Sales and receipts.—"1948 sales and receipts" represents sales of merchandise and receipts from repairs and other services to customers. The figures reflect deductions for returned goods and allowances, but not for trade-in allowances; they exclude sales and excise taxes collected from customers and paid directly to any taxing agency.

Proprietors.—"Active proprietors..." represents owners and partners of unincorporated businesses who devoted the major portion of their time to the business in November 1948.

Employment.—"Number of paid employees..." represents all employees on the pay roll for the pay period ending nearest November 15, 1948. "Full workweek" employees, whether regular or seasonal, are those who in the November 15 pay period were paid for working at least the number of hours typically worked in a week by employees of the reporting establishment.

1948 CENSUS OF BUSINESS

RETAIL, WHOLESALE, SERVICE TRADES

U. S. DEPARTMENT OF COMMERCE
BUREAU OF THE CENSUS

PRELIMINARY

For Release May 1, 1950

Release Series BC-1P-34-013

CLERMONT COUNTY, OHIO

Retail, wholesale, and service establishments located in Clermont County, Ohio, showed a substantial expansion in dollar volume of trade from 1939 to 1948 according to preliminary figures from the 1948 Census of Business released today by the Bureau of the Census, U. S. Department of Commerce.

Retail sales in the county during 1948 aggregated \$24.4 million, an increase of 249 percent over the \$7.0 million in 1939, when the preceding Census of Business was taken. Wholesale sales in the county reached a total of \$4.0 million in 1948 as compared with \$0.8 million in 1939. The service trades included in the Census of Business recorded receipts totaling \$630,000 in 1948 compared with \$234,000 in 1939.

Employment in the county also rose over the 9-year period between 1939 and 1948 for the above trades. Establishments in these trades reported a combined total of 1,154 paid employees for the workweek ended nearest November 15, 1948. This compared with a total of 579 employees reported for the week of November 15, 1939.

These preliminary figures have been derived from a Census report on Clermont County, Ohio. Final figures, superseding the preliminary data for Clermont County, will be included in a Bulletin for the State of Ohio to be issued in several months. Similar data will be made available this year in preliminary and final form for each of the counties and States. A single copy of the preliminary release for Clermont County as well as an order blank for other area releases may be obtained by writing to the Bureau of the Census, Washington 25, D. C.

70667

Table 1.—CENSUS OF BUSINESS PRELIMINARY RESULTS FOR 1948, BY TRADE GROUP
CLERMONT COUNTY, OHIO

Trade group and kind of business	Number of establishments	1948 sales and receipts (Thousand dollars)	Active proprietors of unincorporated businesses Nov. 1948	Paid employees, workweek ended nearest Nov. 15, 1948	
				Total employees ¹	Full workweek employees
RETAIL TRADE, total.....	488	24,402	504	1,040	836
Food group.....	134	7,013	134	245	169
Eating and drinking places.....	89	2,009	102	193	153
General merchandise grp, general stores	33	1,210	37	75	58
Apparel group.....	9	307	9	14	13
Furniture-home furnishgs-appliance grp	21	1,551	19	62	53
Automotive group.....	35	3,383	37	114	105
Gasoline service stations.....	68	1,932	69	57	51
Lumber-building-hardware group.....	41	3,468	48	129	111
Drug and proprietary stores.....	16	580	14	44	32
All other retail stores.....	42	2,949	35	107	91
WHOLESALE TRADE, total.....	20	4,006	16	63	x
Merchant wholesalers.....	9	1,622	9	35	x
Other types of wholesale.....	11	2,384	7	28	x
SELECTED SERVICE TRADES, ^{2/} total.....	93	630	100	51	38
Personal services.....	65	417	66	35	28
All other service trades.....	28	213	34	16	10
AMUSEMENTS.....	11	227	10	54	x

x Not available.

^{1/} Includes employees paid for less than the full workweek.

^{2/} See General Description on this page for changes from the 1939 Census of Business in the coverage of Service Trades.

GENERAL DESCRIPTION OF PRELIMINARY RELEASES FOR THE 1948 CENSUS OF BUSINESS

This series of releases, of which one is planned for each county in the United States, presents preliminary results of the 1948 Census of Business. The information is based on reports submitted by business establishments for that Census. The figures shown are preliminary, and are subject to revision in the final Census publications, but the changes are expected to be relatively minor with respect to coverage. The final Census figures will be issued in a series of Business Census bulletins which will show additional detailed kind-of-business information for all places where there are a sufficient number of establishments.

The 1948 Census of Business was taken under the provision of the Act of June 19, 1948, which provides that the Business Census be taken for 1948 and for each fifth year thereafter. Previous Business Censuses were taken for the years 1929, 1933, 1935, and 1939.

Scope of the Census.—The 1948 Census of Business covered all establishments in the following trades, as defined by the Standard Industrial Classification Manual, May 1949 issue, of the Executive Office of the President: all retail trades; all wholesale trades; all service trades in the following four groups—personal services, business services, automobile repairs and services, and miscellaneous repair services; hotels; tourist courts and camps; and amusements, including motion picture theaters. Some important services not covered are radio broadcasting and television, medical and health, legal, educational, nonprofit, accounting, and domestic services.

This coverage is similar to that of the 1939 Business Census. However, "custom trades" and "services incidental to transportation," which are no longer included in the standard classification of the service trades, are not covered by the 1948 Census. In a number of localities, these exclusions as well as

other changes in the standard classification may have a considerable effect in comparing 1948 with 1939 data, particularly with respect to establishment count.

Establishment definition.—For Census purposes, a business establishment is defined to include only enterprises conducted from a recognizable place of business, provided that the annual sales were in excess of \$5,000 for a wholesale trade establishment and \$500 for establishments in other trades. A detailed analysis of coverage will be provided in future Census of Business publications.

"Number of establishments" is the number of separate business locations, rather than the number of business companies or organizations, since the Census figures represent information reported separately for each business location or establishment. The establishment count reflects the number of places in business at the end of 1948 excluding administrative and executive offices of multiunit organizations, and "chain store" warehouses.

Sales and receipts.—"1948 sales and receipts" represents sales of merchandise and receipts from repairs and other services to customers. The figures reflect deductions for returned goods and allowances, but not for trade-in allowances; they exclude sales and excise taxes collected from customers and paid directly to any taxing agency.

Proprietors.—"Active proprietors..." represents owners and partners of unincorporated businesses who devoted the major portion of their time to the business in November 1948.

Employment.—"Number of paid employees..." represents all employees on the pay roll for the pay period ending nearest November 15, 1948. "Full workweek" employees, whether regular or seasonal, are those who in the November 15 pay period were paid for working at least the number of hours typically worked in a week by employees of the reporting establishment.

1948 CENSUS OF BUSINESS

RETAIL, WHOLESALE, SERVICE TRADES

U. S. DEPARTMENT OF COMMERCE
BUREAU OF THE CENSUS

PRELIMINARY

For Release May 15, 1950

Release Series BC-1P-34-C14

CLINTON COUNTY, OHIO

Retail, wholesale, and service establishments located in Clinton County, Ohio, showed a substantial expansion in dollar volume of trade from 1939 to 1948 according to preliminary figures from the 1948 Census of Business released today by the Bureau of the Census, U. S. Department of Commerce.

Retail sales in the county during 1948 aggregated \$26.0 million, an increase of 251 percent over the \$7.4 million in 1939, when the preceding Census of Business was taken. Wholesale sales in the county reached a total of \$20.1 million in 1948 as compared with \$2.2 million in 1939. The service trades included in the Census of Business recorded receipts totaling \$1.3 million in 1948 compared with \$0.3 million in 1939.

Employment in the county also rose over the 9-year period between 1939 and 1948 for the above trades. Establishments in these trades reported a combined total of 1,492 paid employees for the workweek ended nearest November 15, 1948. This compared with a total of 905 employees reported for the week of November 15, 1939.

These preliminary figures have been derived from a Census report on Clinton County, Ohio, which also includes data for the city of Wilmington. Final figures, superseding the preliminary data for Clinton County, will be included in a Bulletin for the State of Ohio to be issued in several months. Similar data will be made available this year in preliminary and final form for each of the counties and States. A single copy of the preliminary release for Clinton County as well as an order blank for other area releases may be obtained by writing to the Bureau of the Census, Washington 25, D. C.

Table 1.—CENSUS OF BUSINESS PRELIMINARY RESULTS FOR 1948, BY TRADE GROUP

CLINTON COUNTY, OHIO

Trade group and kind of business	Number of establishments	1948 sales and receipts (Thousand dollars)	Active proprietors of unincorporated businesses Nov. 1948	Paid employees, workweek ended nearest Nov. 15, 1948	
				Total employees ¹	Full workweek employees
RETAIL TRADE, total.....	337	26,035	317	1,145	952
Food group.....	80	5,297	79	197	146
Eating and drinking places.....	54	1,312	50	166	137
General merchandise grp, general stores	15	1,280	15	118	74
Apparel group.....	17	896	17	54	39
Furniture-home furnishings-appliance grp	20	885	21	33	27
Automotive group.....	26	4,153	22	129	122
Gasoline service stations.....	30	1,215	32	68	55
Lumber-building-hardware group.....	39	4,044	35	170	162
Drug and proprietary stores.....	10	370	10	29	21
All other retail stores.....	46	6,583	36	181	169
WHOLESALE TRADE, total.....	46	20,131	41	156	x
Merchant wholesalers.....	17	2,596	18	49	x
Other types of wholesale.....	29	17,535	23	107	x
SELECTED SERVICE TRADES, ² /total.....	126	1,281	129	191	182
Personal services.....	63	804	65	149	145
All other service trades.....	63	477	64	42	37
AMUSEMENTS.....	10	252	5	41	x

x Not available.

¹/ Includes employees paid for less than the full workweek.

²/ See General Description on last page for changes from the 1939 Census of Business in the coverage of Service Trades.

Table 2.—CENSUS OF BUSINESS PRELIMINARY RESULTS FOR 1948 FOR CITIES OF 2,500 INHABITANTS OR MORE

CLINTON COUNTY, OHIO

(Data omitted for trade groups where necessary to avoid disclosure)

City and trade group ¹	Number of establishments	1948 sales and receipts (Thousand dollars)	Active proprietors of unincorporated businesses Nov. 1948	Paid employees, workweek ended nearest Nov. 15, 1948	
				Total employees ²	Full workweek employees
Wilmington:					
Retail trade.....	140	14,352	127	718	619
Wholesale trade.....	26	5,517	25	92	x
Selected service trades...	60	939	66	152	147
Remainder of county:					
Retail trade.....	197	11,683	190	427	333
Wholesale trade.....	20	14,614	16	64	x
Selected service trades...	66	342	63	39	35

x Not available.

1/ See General Description on this page for changes from the 1939 Census of Business in the coverage of Service Trades.

2/ Includes employees paid for less than the full workweek.

GENERAL DESCRIPTION OF PRELIMINARY RELEASES FOR THE 1948 CENSUS OF BUSINESS

This series of releases, of which one is planned for each county in the United States, presents preliminary results of the 1948 Census of Business. The information is based on reports submitted by business establishments for that Census. The figures shown are preliminary, and are subject to revision in the final Census publications, but the changes are expected to be relatively minor with respect to coverage. The final Census figures will be issued in a series of Business Census bulletins which will show additional detailed kind-of-business information for all places where there are a sufficient number of establishments.

The 1948 Census of Business was taken under the provision of the Act of June 19, 1948, which provides that the Business Census be taken for 1948 and for each fifth year thereafter. Previous Business Censuses were taken for the years 1929, 1933, 1935, and 1939.

Scope of the Census.—The 1948 Census of Business covered all establishments in the following trades, as defined by the Standard Industrial Classification Manual, May 1949 issue, of the Executive Office of the President: all retail trades; all wholesale trades; all service trades in the following four groups—personal services, business services, automobile repairs and services, and miscellaneous repair services; hotels; tourist courts and camps; and amusements, including motion picture theaters. Some important services not covered are radio broadcasting and television, medical and health, legal, educational, nonprofit, accounting, and domestic services.

This coverage is similar to that of the 1939 Business Census. However, "custom trades" and "services incidental to transportation," which are no longer included in the standard classification of the service trades, are not covered by the 1948 Census. In a number of localities, these exclusions as well as

other changes in the standard classification may have a considerable effect in comparing 1948 with 1939 data, particularly with respect to establishment count.

Establishment definition.—For Census purposes, a business establishment is defined to include only enterprises conducted from a recognizable place of business, provided that the annual sales were in excess of \$5,000 for a wholesale trade establishment and \$500 for establishments in other trades. A detailed analysis of coverage will be provided in future Censuses of Business publications.

"Number of establishments" is the number of separate business locations, rather than the number of business companies or organizations, since the Census figures represent information reported separately for each business location or establishment. The establishment count reflects the number of places in business at the end of 1948 excluding administrative and executive offices of multiunit organizations, and "chain store" warehouses.

Sales and receipts.—"1948 sales and receipts" represents sales of merchandise and receipts from repairs and other services to customers. The figures reflect deductions for returned goods and allowances, but not for trade-in allowances; they exclude sales and excise taxes collected from customers and paid directly to any taxing agency.

Proprietors.—"Active proprietors..." represents owners and partners of unincorporated businesses who devoted the major portion of their time to the business in November 1948.

Employment.—"Number of paid employees..." represents all employees on the pay roll for the pay period ending nearest November 15, 1948. "Full workweek" employees, whether regular or seasonal, are those who in the November 15 pay period were paid for working at least the number of hours typically worked in a week by employees of the reporting establishment.

1948 CENSUS OF BUSINESS

RETAIL, WHOLESALE, SERVICE TRADES

U. S. DEPARTMENT OF COMMERCE
BUREAU OF THE CENSUS

PRELIMINARY

For Release May 8, 1950

Release Series BC-1P-34-915

COLUMBIANA COUNTY, OHIO

Retail, wholesale, and service establishments located in Columbiana County, Ohio, showed a substantial expansion in dollar volume of trade from 1939 to 1948 according to preliminary figures from the 1948 Census of Business released today by the Bureau of the Census, U. S. Department of Commerce.

Retail sales in the county during 1948 aggregated \$84.8 million, an increase of 180 percent over the \$30.3 million in 1939, when the preceding Census of Business was taken. Wholesale sales in the county reached a total of \$24.3 million in 1948 as compared with \$7.1 million in 1939. The service trades included in the Census of Business recorded receipts totaling \$3.3 million in 1948 compared with \$1.6 million in 1939.

Employment in the county also rose over the 9-year period between 1939 and 1948 for the above trades. Establishments in these trades reported a combined total of 5,303 paid employees for the workweek ended nearest November 15, 1948. This compared with a total of 3,968 employees reported for the week of November 15, 1939.

These preliminary figures have been derived from a Census report on Columbiana County, Ohio, which also includes data for the cities of Columbiana, East Liverpool, East Palestine, Lisbon, Salem, and Wellsville. Final figures, superseding the preliminary data for Columbiana County, will be included in a Bulletin for the State of Ohio to be issued in several months. Similar data will be made available this year in preliminary and final form for each of the counties and States. A single copy of the preliminary release for Columbiana County as well as an order blank for other area releases may be obtained by writing to the Bureau of the Census, Washington 25, D. C.

Table 1.—CENSUS OF BUSINESS PRELIMINARY RESULTS FOR 1948, BY TRADE GROUP

COLUMBIANA COUNTY, OHIO

Trade group and kind of business	Number of establishments	1948 sales and receipts (Thousand dollars)	Active proprietors of unincorporated businesses Nov. 1948	Paid employees, workweek ended nearest Nov. 15, 1948	
				Total employees ¹	Full workweek employees
RETAIL TRADE, total	1,110	84,795	1,075	4,349	3,439
Food group.....	296	21,547	302	742	539
Eating and drinking places.....	176	5,254	187	646	514
General merchandise group, general stores.....	40	8,739	29	819	562
Apparel group.....	86	4,627	70	273	197
Furniture-home furnishings-appliance group....	60	1,360	45	237	222
Automotive group.....	91	15,941	86	604	575
Gasoline service stations.....	125	5,109	130	189	153
Lumber-building-hardware group.....	85	8,073	91	401	337
Drug and proprietary stores.....	30	2,321	25	150	108
All other retail stores.....	121	8,744	110	288	232
WHOLESALE TRADE, total	73	24,276	46	497	x
Merchant wholesalers.....	50	12,547	29	401	x
Petroleum bulk plants, terminals.....	15	7,797	13	48	x
Other types of wholesale.....	8	3,932	4	48	x
SELECTED SERVICE TRADES,²/total	290	3,303	298	457	380
Personal services.....	195	2,204	202	339	299
Business services.....	11	182	8	52	23
Automotive repairs and services.....	50	533	53	30	30
Other repair services.....	34	384	35	36	28
HOTELS	13	632	11	118	113
TOURIST COURTS AND CAMPS	10	43	13	3	3
AMUSEMENTS	38	888	34	220	x

x Not available.

¹/ Includes employees paid for less than the full workweek.

²/ See General Description on last page for changes from the 1939 Census of Business in the coverage of Service Trades.

Table 2.—CENSUS OF BUSINESS PRELIMINARY RESULTS FOR 1948 FOR CITIES OF 2,500 INHABITANTS OR MORE

COLUMBIANA COUNTY, OHIO

(Data omitted for trade groups where necessary to avoid disclosure)

City and trade group ¹	Number of establishments	1948 sales and receipts (Thousand dollars)	Active proprietors of unincorporated businesses Nov. 1948	Paid employees, workweek ended nearest Nov. 15, 1948	
				Total employees ²	Full workweek employees
Columbiana:					
Retail trade.....	59	4,962	64	228	162
Selected service trades.....	27	242	30	20	13
East Liverpool:					
Retail trade.....	299	33,437	267	2,020	1,597
Wholesale trade.....	35	14,729	19	299	x
Selected service trades.....	80	1,235	78	219	196
Amusements.....	7	382	7	47	x
East Palestine:					
Retail trade.....	78	5,536	76	232	186
Wholesale trade.....	6	1,013	4	16	x
Selected service trades.....	26	190	27	11	11
Lisbon:					
Retail trade.....	79	6,418	71	317	275
Selected service trades.....	25	299	30	30	24
Salem:					
Retail trade.....	216	20,648	193	1,036	820
Wholesale trade.....	14	2,947	8	52	x
Selected service trades.....	60	821	59	124	109
Wellsville:					
Retail trade.....	113	4,387	110	181	155
Wholesale trade.....		Included with "Remainder of county"			
Selected service trades.....	25	164	26	10	10
Remainder of county:^{3/}					
Retail trade.....	266	3,407	294	335	244
Wholesale trade.....	18	5,587	15	130	x
Selected service trades.....	47	352	48	43	17
Tourist courts and camps.....	10	43	13	3	3
Amusements.....	14	91	13	30	x

- x Not available.
- 1/ See General Description on this page for changes from the 1939 Census of Business in the coverage of Service Trades.
- 2/ Includes employees paid for less than the full workweek.
- 3/ Except as indicated above, includes figures for establishments, other than wholesale, not located in cities of 2,500 inhabitants or more, and wholesale establishments not located in cities of 5,000 inhabitants or more.

GENERAL DESCRIPTION OF PRELIMINARY RELEASES FOR THE 1948 CENSUS OF BUSINESS

This series of releases, of which one is planned for each county in the United States, presents preliminary results of the 1948 Census of Business. The information is based on reports submitted by business establishments for that Census. The figures shown are preliminary, and are subject to revision in the final Census publications, but the changes are expected to be relatively minor with respect to coverage. The final Census figures will be issued in a series of Business Census bulletins which will show additional detailed kind-of-business information for all places where there are a sufficient number of establishments.

The 1948 Census of Business was taken under the provision of the Act of June 19, 1948, which provides that the Business Census be taken for 1948 and for each fifth year thereafter. Previous Business Censuses were taken for the years 1929, 1933, 1935, and 1939.

Scope of the Census.—The 1948 Census of Business covered all establishments in the following trades, as defined by the Standard Industrial Classification Manual, May 1949 issue, of the Executive Office of the President: all retail trades; all wholesale trades; all service trades in the following four groups—personal services, business services, automobile repairs and services, and miscellaneous repair services; hotels; tourist courts and camps; and amusements, including motion picture theaters. Some important services not covered are radio broadcasting and television, medical and health, legal, educational, nonprofit, accounting, and domestic services.

This coverage is similar to that of the 1939 Business Census. However, "custom trades" and "services incidental to transportation," which are no longer included in the standard classification of the service trades, are not covered by the 1948 Census. In a number of localities, these exclusions as well as

other changes in the standard classification may have a considerable effect in comparing 1948 with 1939 data, particularly with respect to establishment count.

Establishment definition.—For Census purposes, a business establishment is defined to include only enterprises conducted from a recognizable place of business, provided that the annual sales were in excess of \$5,000 for a wholesale trade establishment and \$500 for establishments in other trades. A detailed analysis of coverage will be provided in future Census of Business publications.

"Number of establishments" is the number of separate business locations, rather than the number of business companies or organizations, since the Census figures represent information reported separately for each business location or establishment. The establishment count reflects the number of places in business at the end of 1948 excluding administrative and executive offices of multiunit organizations, and "chain store" warehouses.

Sales and receipts.—"1948 sales and receipts" represents sales of merchandise and receipts from repairs and other services to customers. The figures reflect deductions for returned goods and allowances, but not for trade-in allowances; they exclude sales and excise taxes collected from customers and paid directly to any taxing agency.

Proprietors.—"Active proprietors..." represents owners and partners of unincorporated businesses who devoted the major portion of their time to the business in November 1948.

Employment.—"Number of paid employees..." represents all employees on the pay roll for the pay period ending nearest November 15, 1948. "Full workweek" employees, whether regular or seasonal, are those who in the November 15 pay period were paid for working at least the number of hours typically worked in a week by employees of the reporting establishment.

1948 CENSUS OF BUSINESS

RETAIL, WHOLESALE, SERVICE TRADES

U. S. DEPARTMENT OF COMMERCE
BUREAU OF THE CENSUS

PRELIMINARY

For Release May 22, 1950

Release Series BC-1P- 34-016

COSHOCTON COUNTY, OHIO

Retail, wholesale, and service establishments located in Coshocton County, Ohio, showed a substantial expansion in dollar volume of trade from 1939 to 1948 according to preliminary figures from the 1948 Census of Business released today by the Bureau of the Census, U. S. Department of Commerce.

Retail sales in the county during 1948 aggregated \$23.8 million, an increase of 190 percent over the \$8.2 million in 1939, when the preceding Census of Business was taken. Wholesale sales in the county reached a total of \$7.9 million in 1948 as compared with \$2.3 million in 1939. The service trades included in the Census of Business recorded receipts totaling \$876,000 in 1948 compared with \$337,000 in 1939.

Employment in the county also rose over the 9-year period between 1939 and 1948 for the above trades. Establishments in these trades reported a combined total of 1,463 paid employees for the workweek ended nearest November 15, 1948. This compared with a total of 1,047 employees reported for the week of November 15, 1939.

These preliminary figures have been derived from a Census report on Coshocton County, Ohio, which also includes data for the city of Coshocton. Final figures, superseding the preliminary data for Coshocton County, will be included in a Bulletin for the State of Ohio to be issued in several months. Similar data will be made available this year in preliminary and final form for each of the counties and States. A single copy of the preliminary release for Coshocton County as well as an order blank for other area releases may be obtained by writing to the Bureau of the Census, Washington 25, D. C.

Table 1.—CENSUS OF BUSINESS PRELIMINARY RESULTS FOR 1948, BY TRADE GROUP
COSHOCTON COUNTY, OHIO

Trade group and kind of business	Number of establishments	1948 sales and receipts (Thousand dollars)	Active proprietors of unincorporated businesses Nov. 1948	Paid employees, workweek ended nearest Nov. 15, 1948	
				Total employees ¹	Full workweek employees
RETAIL TRADE, total.....	337	23,770	332	1,209	967
Food group.....	85	5,307	85	208	132
Eating and drinking places.....	42	1,487	48	157	144
General merchandise grp, general stores	24	3,309	24	237	177
Apparel group.....	21	1,362	13	95	72
Furniture-home furnishings-appliance grp	18	1,007	14	51	42
Automotive group.....	25	3,915	24	132	124
Gasoline service stations.....	46	1,512	44	65	51
Lumber-building-hardware group.....	32	2,415	40	112	98
Drug and proprietary stores.....	9	643	9	52	48
All other retail stores.....	35	2,813	31	100	79
WHOLESALE TRADE, total.....	28	7,887	21	151	x
Merchant wholesalers.....	17	2,781	14	105	x
Other types of wholesale.....	11	5,106	7	46	x
SELECTED SERVICE TRADES, ² /total.....	91	876	100	103	96
Personal services.....	57	648	64	84	78
All other service trades.....	34	228	36	19	18
AMUSEMENTS.....	14	565	12	64	x

x Not available.

1/ Includes employees paid for less than the full workweek.

2/ See General Description on last page for changes from the 1939 Census of Business in the coverage of Service Trades.

Table 2.—CENSUS OF BUSINESS PRELIMINARY RESULTS FOR 1948 FOR CITIES OF 2,500 INHABITANTS OR MORE
COSHOCKTON COUNTY, OHIO

(Data omitted for trade groups where necessary to avoid disclosure)

City and trade group ¹	Number of establishments	1948 sales and receipts (Thousand dollars)	Active proprietors of unincorporated businesses Nov. 1948	Paid employees, workweek ended nearest Nov. 15, 1948	
				Total employees ²	Full workweek employees
Coshocton:					
Retail trade.....	200	18,436	185	1,005	808
Selected service trades....	65	734	71	96	91
Remainder of county:					
Retail trade.....	137	5,334	147	204	159
Selected service trades....	26	142	29	7	5

1/ See General Description on this page for changes from the 1939 Census of Business in the coverage of Service Trades.

2/ Includes employees paid for less than the full workweek.

GENERAL DESCRIPTION OF PRELIMINARY RELEASES FOR THE 1948 CENSUS OF BUSINESS

This series of releases, of which one is planned for each county in the United States, presents preliminary results of the 1948 Census of Business. The information is based on reports submitted by business establishments for that Census. The figures shown are preliminary, and are subject to revision in the final Census publications, but the changes are expected to be relatively minor with respect to coverage. The final Census figures will be issued in a series of Business Census bulletins which will show additional detailed kind-of-business information for all places where there are a sufficient number of establishments.

The 1948 Census of Business was taken under the provision of the Act of June 19, 1948, which provides that the Business Census be taken for 1948 and for each fifth year thereafter. Previous Business Censuses were taken for the years 1929, 1933, 1935, and 1939.

Scope of the Census.—The 1948 Census of Business covered all establishments in the following trades, as defined by the Standard Industrial Classification Manual, May 1949 issue, of the Executive Office of the President: all retail trades; all wholesale trades; all service trades in the following four groups—personal services, business services, automobile repairs and services, and miscellaneous repair services; hotels; tourist courts and camps; and amusements, including motion picture theaters. Some important services not covered are radio broadcasting and television, medical and health, legal, educational, nonprofit, accounting, and domestic services.

This coverage is similar to that of the 1939 Business Census. However, "custom trades" and "services incidental to transportation," which are no longer included in the standard classification of the service trades, are not covered by the 1948 Census. In a number of localities, these exclusions as well as

other changes in the standard classification may have a considerable effect in comparing 1948 with 1939 data, particularly with respect to establishment count.

Establishment definition.—For Census purposes, a business establishment is defined to include only enterprises conducted from a recognizable place of business, provided that the annual sales were in excess of \$5,000 for a wholesale trade establishment and \$500 for establishments in other trades. A detailed analysis of coverage will be provided in future Censuses of Business publications.

"Number of establishments" is the number of separate business locations, rather than the number of business companies or organizations, since the Census figures represent information reported separately for each business location or establishment. The establishment count reflects the number of places in business at the end of 1948 excluding administrative and executive offices of multiunit organizations, and "chain store" warehouses.

Sales and receipts.—"1948 sales and receipts" represents sales of merchandise and receipts from repairs and other services to customers. The figures reflect deductions for returned goods and allowances, but not for trade-in allowances; they exclude sales and excise taxes collected from customers and paid directly to any taxing agency.

Proprietors.—"Active proprietors..." represents owners and partners of unincorporated businesses who devoted the major portion of their time to the business in November 1948.

Employment.—"Number of paid employees..." represents all employees on the pay roll for the pay period ending nearest November 15, 1948. "Full workweek" employees, whether regular or seasonal, are those who in the November 15 pay period were paid for working at least the number of hours typically worked in a week by employees of the reporting establishment.

91691

1948 CENSUS OF BUSINESS

U. S. DEPARTMENT OF COMMERCE
BUREAU OF THE CENSUS

RETAIL, WHOLESALE, SERVICE TRADES

PRELIMINARY

For Release May 15, 1950

Release Series BC-1P-34--017

CRAWFORD COUNTY, OHIO

Retail, wholesale, and service establishments located in Crawford County, Ohio, showed a substantial expansion in dollar volume of trade from 1939 to 1948 according to preliminary figures from the 1948 Census of Business released today by the Bureau of the Census, U. S. Department of Commerce.

Retail sales in the county during 1948 aggregated \$36.8 million, an increase of 220 percent over the \$11.5 million in 1939, when the preceding Census of Business was taken. Wholesale sales in the county reached a total of \$21.8 million in 1948 as compared with \$7.6 million in 1939. The service trades included in the Census of Business recorded receipts totaling \$1.4 million in 1948 compared with \$0.4 million in 1939.

Employment in the county also rose over the 9-year period between 1939 and 1948 for the above trades. Establishments in these trades reported a combined total of 2,149 paid employees for the workweek ended nearest November 15, 1948. This compared with a total of 1,578 employees reported for the week of November 15, 1939.

These preliminary figures have been derived from a Census report on Crawford County, Ohio, which also includes data for the cities of Bucyrus, Crestline, and Galion. Final figures, superseding the preliminary data for Crawford County, will be included in a Bulletin for the State of Ohio to be issued in several months. Similar data will be made available this year in preliminary and final form for each of the counties and States. A single copy of the preliminary release for Crawford County as well as an order blank for other area releases may be obtained by writing to the Bureau of the Census, Washington 25, D. C.

Table 1.—CENSUS OF BUSINESS PRELIMINARY RESULTS FOR 1948, BY TRADE GROUP
CRAWFORD COUNTY, OHIO

Trade group and kind of business	Number of establishments	1948 sales and receipts (Thousand dollars)	Active proprietors of unincorporated businesses Nov. 1948	Paid employees, workweek ended nearest Nov. 15, 1948	
				Total employees ¹	Full workweek employees
RETAIL TRADE, total.....	590	36,763	615	1,790	1,376
Food group.....	130	8,652	135	314	226
Eating and drinking places.....	94	2,592	119	288	237
General merchandise grp, general stores	13	1,665	4	215	107
Apparel group.....	49	2,039	46	116	83
Furniture-home furnishings-appliance grp	40	1,876	45	94	83
Automotive group.....	49	6,329	41	215	189
Gasoline service stations.....	55	2,157	68	83	60
Lumber-building-hardware group.....	63	5,178	54	222	199
Drug and proprietary stores.....	11	805	13	51	33
All other retail stores.....	86	5,470	90	192	159
WHOLESALE TRADE, total.....	51	21,768	44	208	x
Merchant wholesalers.....	23	3,429	26	75	x
Assemblers of farm products.....	18	10,764	11	94	x
Other types of wholesale.....	10	7,575	7	39	x
SELECTED SERVICE TRADES, ² /total.....	145	1,354	160	151	141
Personal services.....	96	754	103	100	94
All other service trades.....	49	600	57	51	47
AMUSEMENTS.....	14	283	12	84	x

x Not available.

¹/ Includes employees paid for less than the full workweek.

²/ See General Description on last page for changes from the 1939 Census of Business in the coverage of Service Trades.

Table 2.—CENSUS OF BUSINESS PRELIMINARY RESULTS FOR 1948 FOR CITIES OF 2,500 INHABITANTS OR MORE

CRAWFORD COUNTY, OHIO

(Data omitted for trade groups where necessary to avoid disclosure)

City and trade group ¹	Number of establishments	1948 sales and receipts (Thousand dollars)	Active proprietors of unincorporated businesses Nov. 1948	Paid employees, workweek ended nearest Nov. 15, 1948	
				Total employees ²	Full workweek employees
Bucyrus:					
Retail trade.....	229	14,124	243	794	615
Wholesale trade.....	17	3,633	16	50	x
Selected service trades....	58	466	68	67	62
Crestline:					
Retail trade.....	90	5,090	99	233	180
Selected service trades....	25	165	27	11	8
Galion:					
Retail trade.....	180	13,667	173	636	483
Wholesale trade.....	10	5,188	9	39	x
Selected service trades....	51	692	52	73	71
Remainder of county:^{3/}					
Retail trade.....	91	3,882	100	127	98
Wholesale trade.....	24	12,947	19	119	x
Selected service trades....	11	31	13	-	-

x Not available.

1/ See General Description on this page for changes from the 1939 Census of Business in the coverage of Service Trades.

2/ Includes employees paid for less than the full workweek.

3/ Includes figures for establishments, other than wholesale, not located in cities of 2,500 inhabitants or more, and wholesale establishments not located in cities of 5,000 inhabitants or more.

GENERAL DESCRIPTION OF PRELIMINARY RELEASES FOR THE 1948 CENSUS OF BUSINESS

This series of releases, of which one is planned for each county in the United States, presents preliminary results of the 1948 Census of Business. The information is based on reports submitted by business establishments for that Census. The figures shown are preliminary, and are subject to revision in the final Census publications, but the changes are expected to be relatively minor with respect to coverage. The final Census figures will be issued in a series of Business Census bulletins which will show additional detailed kind-of-business information for all places where there are a sufficient number of establishments.

The 1948 Census of Business was taken under the provision of the Act of June 19, 1948, which provides that the Business Census be taken for 1948 and for each fifth year thereafter. Previous Business Censuses were taken for the years 1929, 1933, 1935, and 1939.

Scope of the Census.—The 1948 Census of Business covered all establishments in the following trades, as defined by the Standard Industrial Classification Manual, May 1949 issue, of the Executive Office of the President: all retail trades; all wholesale trades; all service trades in the following four groups—personal services, business services, automobile repairs and services, and miscellaneous repair services; hotels; tourist courts and camps; and amusements, including motion picture theaters. Some important services not covered are radio broadcasting and television, medical and health, legal, educational, nonprofit, accounting, and domestic services.

This coverage is similar to that of the 1939 Business Census. However, "custom trades" and "services incidental to transportation," which are no longer included in the standard classification of the service trades, are not covered by the 1948 Census. In a number of localities, these exclusions as well as

other changes in the standard classification may have a considerable effect in comparing 1948 with 1939 data, particularly with respect to establishment count.

Establishment definition.—For Census purposes, a business establishment is defined to include only enterprises conducted from a recognizable place of business, provided that the annual sales were in excess of \$5,000 for a wholesale trade establishment and \$500 for establishments in other trades. A detailed analysis of coverage will be provided in future Census of Business publications.

"Number of establishments" is the number of separate business locations, rather than the number of business companies or organizations, since the Census figures represent information reported separately for each business location or establishment. The establishment count reflects the number of places in business at the end of 1948 excluding administrative and executive offices of multiunit organizations, and "chain store" warehouses.

Sales and receipts.—"1948 sales and receipts" represents sales of merchandise and receipts from repairs and other services to customers. The figures reflect deductions for returned goods and allowances, but not for trade-in allowances; they exclude sales and excise taxes collected from customers and paid directly to any taxing agency.

Proprietors.—"Active proprietors..." represents owners and partners of unincorporated businesses who devoted the major portion of their time to the business in November 1948.

Employment.—"Number of paid employees..." represents all employees on the pay roll for the pay period ending nearest November 15, 1948. "Full workweek" employees, whether regular or seasonal, are those who in the November 15 pay period were paid for working at least the number of hours typically worked in a week by employees of the reporting establishment.

1948 CENSUS OF BUSINESS

RETAIL, WHOLESALE, SERVICE TRADES

U. S. DEPARTMENT OF COMMERCE
BUREAU OF THE CENSUS

PRELIMINARY

For Release May 29, 1950

Release Series BC-1P-34-018

CUYAHOGA COUNTY, OHIO

Retail, wholesale, and service establishments located in Cuyahoga County, Ohio, showed a substantial expansion in dollar volume of trade from 1939 to 1948 according to preliminary figures from the 1948 Census of Business released today by the Bureau of the Census, U. S. Department of Commerce.

Retail sales in the county during 1948 aggregated \$1,460,200,000, an increase of 188 percent over the \$506,400,000 sales in 1939, when the preceding Census of Business was taken. Wholesale sales volume in the county showed a 260 percent rise over the same period, reaching a total of \$3,450,900,000 in 1948 as compared with \$959,700,000 in 1939. The service trades included in the Census of Business reported receipts totaling \$120,200,000 in 1948 compared with \$44,400,000 in 1939. Amusement businesses in the county recorded receipts of \$30,300,000 in 1948. No comparable figure for 1939 is available.

Employment in the county also rose over the 9-year period between 1939 and 1948 for the trades covered by the Census of Business. Retail trade establishments reported 82,183 paid employees for the workweek ended nearest November 15, 1948. Of these, 62,739 worked the full week, and the remainder part of the week. The comparable total and full workweek figures for 1939 were 61,755 and 49,599. Wholesale trade establishments reported a total of 37,628 full- and part-week employees for the week of November 15, 1948, compared with 24,744 for the same week in 1939. For the selected service trades, November 15, 1948, paid employees numbered 17,502; the comparable figure for 1939, adjusted for change in scope between the two Censuses, was 13,635.

These preliminary figures have been derived from a Census report on Cuyahoga County, Ohio. The report also contains data for twenty-two cities of 2,500 inhabitants or more located in Cuyahoga county.

Final figures, superseding the preliminary data for Cuyahoga County, will be included in a Bulletin for the State of Ohio to be issued in several months. Similar data will be made available this year in preliminary and final form for each of the counties and States. A single copy of the preliminary release for Cuyahoga County as well as an order blank for other area releases may be obtained by writing to the Bureau of the Census, Washington 25, D. C.

Table 2.—CENSUS OF BUSINESS PRELIMINARY RESULTS FOR 1948 FOR CITIES OF 2,500 INHABITANTS OR MORE

CUYAHOGA COUNTY, OHIO

(Data omitted for trade groups where necessary to avoid disclosure)

City and trade group ¹	Number of establishments	1948 sales and receipts (Thousand dollars)	Active proprietors of unincorporated businesses Nov. 1948	Paid employees, workweek ended nearest Nov. 15, 1948	
				Total employees ²	Full workweek employees
Bay:					
Retail trade.....	8	327	6	15	12
Bedford:					
Retail trade.....	121	12,234	117	496	403
Selected service trades...	41	468	40	59	48
Berea:					
Retail trade.....	109	9,242	105	429	309
Selected service trades...	35	422	36	56	50
Chagrin Falls:					
Retail trade.....	68	7,822	77	377	293
Selected service trades...	15	231	13	39	35
Cleveland:					
Retail trade.....	11,759	1,175,139	11,205	68,586	52,833
Wholesale trade.....	2,764	3,365,009	1,553	36,360	x
Selected service trades...	4,902	106,482	4,812	15,627	13,670
Hotels.....	109	22,394	59	4,209	3,881
Amusements.....	415	25,004	245	4,422	x
Cleveland Heights:					
Retail trade.....	376	45,202	340	2,269	1,804
Wholesale trade.....	31	7,095	22	76	x
Selected service trades...	170	2,440	174	374	316
East Cleveland:					
Retail trade.....	322	31,865	301	1,308	973
Wholesale trade.....	22	5,822	17	112	x
Selected service trades...	159	2,379	162	261	231
Amusements.....	6	479	2	137	x
Euclid:					
Retail trade.....	186	20,141	161	914	647
Selected service trades...	51	437	53	58	48
Fairview:					
Retail trade.....	58	4,463	43	243	129
Selected service trades...	17	167	20	35	24
Garfield Heights:					
Retail trade.....	136	7,702	141	304	178
Selected service trades...	30	198	34	15	13
Lakewood:					
Retail trade.....	551	53,675	482	2,832	1,987
Wholesale trade.....	46	30,819	32	332	x
Selected service trades...	277	3,184	286	410	310
Amusements.....	14	518	7	141	x
Maple Heights:					
Retail trade.....	95	4,585	90	228	137
Selected service trades...	13	62	13	11	9
Mayfield Heights:					
Retail trade.....	31	912	30	44	31
Newburgh Heights:					
Retail trade.....	32	1,013	34	52	42
North Olmsted:					
Retail trade.....	39	2,656	43	108	65
North Royalton:					
Retail trade.....	23	669	23	21	14
Selected service trades...	7	47	8	3	1
Parma:					
Retail trade.....	143	9,779	137	453	302
Selected service trades...	42	549	43	97	76

Continued

Table 2.—CENSUS OF BUSINESS PRELIMINARY RESULTS FOR 1948 FOR CITIES OF 2,500 INHABITANTS OR MORE

CUYAHOGA COUNTY, OHIO

(Data omitted for trade groups where necessary to avoid disclosure)

City and trade group ¹	Number of establishments	1948 sales and receipts (Thousand dollars)	Active proprietors of unincorporated businesses Nov. 1948	Paid employees, workweek ended nearest Nov. 15, 1948	
				Total employees ²	Full workweek employees
Rocky River:					
Retail trade.....	115	10,666	111	477	325
Wholesale trade.....	5	3,443	2	27	x
Selected service trades...	28	538	31	83	80
Shaker Heights:					
Retail trade.....	131	22,716	95	1,133	893
Wholesale trade.....	11	2,785	10	27	x
Selected service trades...	40	1,386	39	236	224
Amusements.....	5	722	1	89	x
South Euclid:					
Retail trade.....	73	6,480	71	293	198
Selected service trades...	22	315	25	41	36
University Heights:					
Retail trade.....	27	6,395	26	278	195
Westlake:					
Retail trade.....	47	2,168	49	106	82
Selected service trades...	9	108	10	10	10
Remainder of county: ^{3/}					
Retail trade.....	376	24,305	361	1,217	887
Wholesale trade.....	42	21,790	27	429	x
Selected service trades...	64	553	68	53	47

x Not available.

1/ See General Description on this page for changes from the 1939 Census of Business in the coverage of Service Trades.

2/ Includes employees paid for less than the full workweek.

3/ Includes figures for establishments, other than wholesale, not located in cities of 2,500 inhabitants or more, and wholesale establishments not located in cities of 5,000 inhabitants or more.

GENERAL DESCRIPTION OF PRELIMINARY RELEASES FOR THE 1948 CENSUS OF BUSINESS

This series of releases, of which one is planned for each county in the United States, presents preliminary results of the 1948 Census of Business. The information is based on reports submitted by business establishments for that Census. The figures shown are preliminary, and are subject to revision in the final Census publications, but the changes are expected to be relatively minor with respect to coverage. The final Census figures will be issued in a series of Business Census bulletins which will show additional detailed kind-of-business information for all places where there are a sufficient number of establishments.

The 1948 Census of Business was taken under the provision of the Act of June 19, 1948, which provides that the Business Census be taken for 1948 and for each fifth year thereafter. Previous Business Censuses were taken for the years 1929, 1933, 1935, and 1939.

Scope of the Census.—The 1948 Census of Business covered all establishments in the following trades, as defined by the Standard Industrial Classification Manual, May 1949 issue, of the Executive Office of the President: all retail trades; all wholesale trades; all service trades in the following four groups—personal services, business services, automobile repairs and services, and miscellaneous repair services; hotels; tourist courts and camps; and amusements, including motion picture theaters. Some important services not covered are radio broadcasting and television, medical and health, legal, educational, nonprofit, accounting, and domestic services.

This coverage is similar to that of the 1939 Business Census. However, "custom trades" and "services incidental to transportation," which are no longer included in the standard classification of the service trades, are not covered by the 1948 Census. In a number of localities, these exclusions as well as other changes in the standard classification may have

a considerable effect in comparing 1948 with 1939 data, particularly with respect to establishment count.

Establishment definition.—For Census purposes, a business establishment is defined to include only enterprises conducted from a recognizable place of business, provided that the annual sales were in excess of \$5,000 for a wholesale trade establishment and \$500 for establishments in other trades. A detailed analysis of coverage will be provided in future Census of Business publications.

"Number of establishments" is the number of separate business locations, rather than the number of business companies or organizations, since the Census figures represent information reported separately for each business location or establishment. The establishment count reflects the number of places in business at the end of 1948 excluding administrative and executive offices of multiunit organizations, and "chain store" warehouses.

Sales and receipts.—"1948 sales and receipts" represents sales of merchandise and receipts from repairs and other services to customers. The figures reflect deductions for returned goods and allowances, but not for trade-in allowances; they exclude sales and excise taxes collected from customers and paid directly to any taxing agency.

Proprietors.—"Active proprietors..." represents owners and partners of unincorporated businesses who devoted the major portion of their time to the business in November 1948.

Employment.—"Number of paid employees..." represents all employees on the pay roll for the pay period ending nearest November 15, 1948. "Full workweek" employees, whether regular or seasonal, are those who in the November 15 pay period were paid for working at least the number of hours typically worked in a week by employees of the reporting establishment.

1948 CENSUS OF BUSINESS

U. S. DEPARTMENT OF COMMERCE
BUREAU OF THE CENSUS

RETAIL, WHOLESALE, SERVICE TRADES

PRELIMINARY

For Release May 1, 1950

Release Series BC-1P- 34-019

DARKE COUNTY, OHIO

Retail, wholesale, and service establishments located in Darke County, Ohio, showed a substantial expansion in dollar volume of trade from 1939 to 1948 according to preliminary figures from the 1948 Census of Business released today by the Bureau of the Census, U. S. Department of Commerce.

Retail sales in the county during 1948 aggregated \$38.2 million, an increase of 275 percent over the \$10.2 million in 1939, when the preceding Census of Business was taken. Wholesale sales in the county reached a total of \$32.4 million in 1948 as compared with \$7.1 million in 1939. The service trades included in the Census of Business recorded receipts totaling \$1.1 million in 1948 compared with \$0.4 million in 1939.

Employment in the county also rose over the 9-year period between 1939 and 1948 for the above trades. Establishments in these trades reported a combined total of 2,185 paid employees for the workweek ended nearest November 15, 1948. This compared with a total of 1,301 employees reported for the week of November 15, 1939.

These preliminary figures have been derived from a Census report on Darke County, Ohio, which also includes data for the city of Greenville. Final figures, superseding the preliminary data for Darke County, will be included in a Bulletin for the State of Ohio to be issued in several months. Similar data will be made available this year in preliminary and final form for each of the counties and States. A single copy of the preliminary release for Darke County as well as an order blank for other area releases may be obtained by writing to the Bureau of the Census, Washington 25, D. C.

Table 1.—CENSUS OF BUSINESS PRELIMINARY RESULTS FOR 1948, BY TRADE GROUP

DARKE COUNTY, OHIO

Trade group and kind of business	Number of establishments	1948 sales and receipts (Thousand dollars)	Active proprietors of unincorporated businesses Nov. 1948	Paid employees, workweek ended nearest Nov. 15, 1948	
				Total employees ¹	Full workweek employees
RETAIL TRADE, total.....	535	38,216	534	1,601	1,225
Food group.....	136	7,294	139	242	136
Eating and drinking places.....	73	1,998	82	242	178
General merchandise group, general stores...	21	2,034	17	174	126
Apparel group.....	26	1,493	25	94	54
Furniture-home furnishings-appliance group..	36	1,408	33	53	40
Automotive group.....	48	7,303	53	168	156
Gasoline service stations.....	68	2,333	70	95	79
Lumber-building-hardware group.....	54	7,016	52	306	264
Drug and proprietary stores.....	12	658	11	49	30
All other retail stores.....	61	6,679	52	178	163
WHOLESALE TRADE, total.....	87	32,394	62	471	x
Merchant wholesalers.....	29	7,848	20	189	x
Petroleum bulk plants, terminals.....	19	3,251	18	33	x
Assemblers of farm products.....	34	14,328	22	222	x
Other types of wholesale.....	5	6,967	2	27	x
SELECTED SERVICE TRADES, 2/ total.....	143	1,067	142	113	95
Personal services.....	79	565	80	81	67
Business services.....	6	29	5	4	4
Automotive repairs and services.....	35	355	32	23	21
Other repair services.....	23	118	25	5	3
AMUSEMENTS.....	15	280	21	45	x

x Not available.

1/ Includes employees paid for less than the full workweek.

2/ See General Description on last page for changes from the 1939 Census of Business in the coverage of Service Trades.

Table 2.—CENSUS OF BUSINESS PRELIMINARY RESULTS FOR 1948 FOR CITIES OF 2,500 INHABITANTS OR MORE

DARKE COUNTY, OHIO

(Data omitted for trade groups where necessary to avoid disclosure)

City and trade group ¹	Number of establishments	1948 sales and receipts (Thousand dollars)	Active proprietors of unincorporated businesses Nov. 1948	Paid employees, workweek ended nearest Nov. 15, 1948	
				Total employees ²	Full workweek employees
Greenville:					
Retail trade.....	191	18,693	169	950	743
Wholesale trade.....	29	12,756	25	181	x
Selected service trades.....	70	516	68	71	62
Remainder of county:					
Retail trade.....	344	19,523	365	651	482
Wholesale trade.....	58	19,638	37	290	x
Selected service trades.....	73	551	74	42	33

x Not available.

1/ See General Description on this page for changes from the 1939 Census of Business in the coverage of Service Trades.

2/ Includes employees paid for less than the full workweek.

GENERAL DESCRIPTION OF PRELIMINARY RELEASES FOR THE 1948 CENSUS OF BUSINESS

This series of releases, of which one is planned for each county in the United States, presents preliminary results of the 1948 Census of Business. The information is based on reports submitted by business establishments for that Census. The figures shown are preliminary, and are subject to revision in the final Census publications, but the changes are expected to be relatively minor with respect to coverage. The final Census figures will be issued in a series of Business Census bulletins which will show additional detailed kind-of-business information for all places where there are a sufficient number of establishments.

The 1948 Census of Business was taken under the provision of the Act of June 19, 1948, which provides that the Business Census be taken for 1948 and for each fifth year thereafter. Previous Business Censuses were taken for the years 1929, 1933, 1935, and 1939.

Scope of the Census.—The 1948 Census of Business covered all establishments in the following trades, as defined by the Standard Industrial Classification Manual, May 1949 issue, of the Executive Office of the President: all retail trades; all wholesale trades; all service trades in the following four groups—personal services, business services, automobile repairs and services, and miscellaneous repair services; hotels; tourist courts and camps; and amusements, including motion picture theaters. Some important services not covered are radio broadcasting and television, medical and health, legal, educational, nonprofit, accounting, and domestic services.

This coverage is similar to that of the 1939 Business Census. However, "custom trades" and "services incidental to transportation," which are no longer included in the standard classification of the service trades, are not covered by the 1948 Census. In a number of localities, these exclusions as well as

other changes in the standard classification may have a considerable effect in comparing 1948 with 1939 data, particularly with respect to establishment count.

Establishment definition.—For Census purposes, a business establishment is defined to include only enterprises conducted from a recognizable place of business, provided that the annual sales were in excess of \$5,000 for a wholesale trade establishment and \$500 for establishments in other trades. A detailed analysis of coverage will be provided in future Census of Business publications.

"Number of establishments" is the number of separate business locations, rather than the number of business companies or organizations, since the Census figures represent information reported separately for each business location or establishment. The establishment count reflects the number of places in business at the end of 1948 excluding administrative and executive offices of multiunit organizations, and "chain store" warehouses.

Sales and receipts.—"1948 sales and receipts" represents sales of merchandise and receipts from repairs and other services to customers. The figures reflect deductions for returned goods and allowances, but not for trade-in allowances; they exclude sales and excise taxes collected from customers and paid directly to any taxing agency.

Proprietors.—"Active proprietors..." represents owners and partners of unincorporated businesses who devoted the major portion of their time to the business in November 1948.

Employment.—"Number of paid employees..." represents all employees on the pay roll for the pay period ending nearest November 15, 1948. "Full workweek" employees, whether regular or seasonal, are those who in the November 15 pay period were paid for working at least the number of hours typically worked in a week by employees of the reporting establishment.

1948 CENSUS OF BUSINESS

U. S. DEPARTMENT OF COMMERCE
BUREAU OF THE CENSUS

RETAIL, WHOLESALE, SERVICE TRADES

PRELIMINARY

For Release May 1, 1950

Release Series BC-1P-34-020

DEFIANCE COUNTY, OHIO

Retail, wholesale, and service establishments located in Defiance County, Ohio, showed a substantial expansion in dollar volume of trade from 1939 to 1948 according to preliminary figures from the 1948 Census of Business released today by the Bureau of the Census, U. S. Department of Commerce.

Retail sales in the county during 1948 aggregated \$24.4 million, an increase of 249 percent over the \$7.0 million in 1939, when the preceding Census of Business was taken. Wholesale sales in the county reached a total of \$12.6 million in 1948 as compared with \$4.4 million in 1939. The service trades included in the Census of Business recorded receipts totaling \$799,000 in 1948 compared with \$290,000 in 1939.

Employment in the county also rose over the 9-year period between 1939 and 1948 for the above trades. Establishments in these trades reported a combined total of 1,581 paid employees for the workweek ended nearest November 15, 1948. This compared with a total of 999 employees reported for the week of November 15, 1939.

These preliminary figures have been derived from a Census report on Defiance County, Ohio, which also includes data for the cities of Defiance and Hicksville. Final figures, superseding the preliminary data for Defiance County, will be included in a Bulletin for the State of Ohio to be issued in several months. Similar data will be made available this year in preliminary and final form for each of the counties and States. A single copy of the preliminary release for Defiance County as well as an order blank for other area releases may be obtained by writing to the Bureau of the Census, Washington 25, D. C.

Table 1.—CENSUS OF BUSINESS PRELIMINARY RESULTS FOR 1948, BY TRADE GROUP

DEFIANCE COUNTY, OHIO

Trade group and kind of business	Number of establishments	1948 sales and receipts (Thousand dollars)	Active proprietors of unincorporated businesses Nov. 1948	Paid employees, workweek ended nearest Nov. 15, 1948	
				Total employees ¹	Full workweek employees
RETAIL TRADE, total.....	339	24,415	347	1,267	965
Food group.....	76	5,305	89	182	129
Eating and drinking places.....	54	1,769	67	230	182
General merchandise grp, general stores.....	7	1,478	2	169	79
Apparel group.....	18	1,009	13	57	43
Furniture-home furnishgs-appliance grp.....	24	1,152	22	49	43
Automotive group.....	31	5,347	20	212	203
Gasoline service stations.....	41	1,280	47	38	24
Lumber-building-hardware group.....	45	4,061	44	191	155
Drug and proprietary stores.....	10	524	11	37	21
All other retail stores.....	33	2,490	32	102	86
WHOLESALE TRADE, total.....	45	12,642	26	219	x
Merchant wholesalers.....	19	3,172	15	112	x
Other types of wholesale.....	26	9,470	11	107	x
SELECTED SERVICE TRADES, ² /total.....	85	799	91	95	80
Personal services.....	51	425	56	59	48
All other service trades.....	34	374	35	36	32
AMUSEMENTS.....	10	326	13	60	x

x, Not available.

¹/ Includes employees paid for less than the full workweek.

²/ See General Description on last page for changes from the 1939 Census of Business in the coverage of Service Trades.

Table 2.—CENSUS OF BUSINESS PRELIMINARY RESULTS FOR 1948 FOR CITIES OF 2,500 INHABITANTS OR MORE
DEFIANCE COUNTY, OHIO

(Data omitted for trade groups where necessary to avoid disclosure)

City and trade group ¹	Number of establishments	1948 sales and receipts (Thousand dollars)	Active proprietors of unincorporated businesses Nov. 1948	Paid employees, workweek ended nearest Nov. 15, 1948	
				Total employees ²	Full workweek employees
Defiance:					
Retail trade.....	189	16,781	188	955	741
Wholesale trade.....	27	6,947	14	157	x
Selected service trades.....	51	542	57	75	61
Hicksville:					
Retail trade.....	71	3,668	74	182	121
Selected service trades.....	21	185	21	19	19
Remainder of county:^{3/}					
Retail trade.....	79	3,966	85	130	103
Wholesale trade.....	18	5,695	12	62	x
Selected service trades.....	13	72	13	1	-

x Not available.

- 1/ See General Description on this page for changes from the 1939 Census of Business in the coverage of Service Trades.
- 2/ Includes employees paid for less than the full workweek.
- 3/ Includes figures for establishments, other than wholesale, not located in cities of 2,500 inhabitants or more, and wholesale establishments not located in cities of 5,000 inhabitants or more.

GENERAL DESCRIPTION OF PRELIMINARY RELEASES FOR THE 1948 CENSUS OF BUSINESS

This series of releases, of which one is planned for each county in the United States, presents preliminary results of the 1948 Census of Business. The information is based on reports submitted by business establishments for that Census. The figures shown are preliminary, and are subject to revision in the final Census publications, but the changes are expected to be relatively minor with respect to coverage. The final Census figures will be issued in a series of Business Census bulletins which will show additional detailed kind-of-business information for all places where there are a sufficient number of establishments.

The 1948 Census of Business was taken under the provision of the Act of June 19, 1948, which provides that the Business Census be taken for 1948 and for each fifth year thereafter. Previous Business Censuses were taken for the years 1943, 1938, 1933, and 1928.

Scope of the Census.—The 1948 Census of Business covered all establishments in the following trades, as defined by the Standard Industrial Classification Manual, May 1940 issue, of the Executive Office of the President: all retail trades; all wholesale trades; all service trades in the following four groups—personal services, business services, automobile repairs and services, and miscellaneous repair services; hotels; tourist courts and camps; and amusements, including motion picture theaters. Some important services not covered are radio broadcasting and television, medical and health, legal, educational, nonprofit, accounting, and domestic services.

This coverage is similar to that of the 1939 Business Census. However, "custom trades" and "services incidental to transportation," which are no longer included in the standard classification of the service trades, are not covered by the 1948 Census. In a number of localities, these exclusions as well as

other changes in the standard classification may have a considerable effect in comparing 1948 with 1939 data, particularly with respect to establishment count.

Establishment definition.—For Census purposes, a business establishment is defined to include only enterprises conducted from a recognizable place of business, provided that the annual sales were in excess of \$5,000 for a wholesale trade establishment and \$500 for establishments in other trades. A detailed analysis of coverage will be provided in future Census of Business publications.

"Number of establishments" is the number of separate business locations, rather than the number of business companies or organizations, since the Census figures represent information reported separately for each business location or establishment. The establishment count reflects the number of places in business at the end of 1948 excluding administrative and executive offices of multiunit organizations, and "chain store" warehouses.

Sales and receipts.—"1948 sales and receipts" represents sales of merchandise and receipts from repairs and other services to customers. The figures reflect deductions for returned goods and allowances, but not for trade-in allowances; they exclude sales and excise taxes collected from customers and paid directly to any taxing agency.

Proprietors.—"Active proprietors..." represents owners and partners of unincorporated businesses who devoted the major portion of their time to the business in November 1948.

Employment.—"Number of paid employees..." represents all employees on the pay roll for the pay period ending nearest November 15, 1948. "Full workweek" employees, whether regular or seasonal, are those who in the November 15 pay period were paid for working at least the number of hours typically worked in a week by employees of the reporting establishment.

1948 CENSUS OF BUSINESS

RETAIL, WHOLESALE, SERVICE TRADES

U. S. DEPARTMENT OF COMMERCE
BUREAU OF THE CENSUS

PRELIMINARY

For Release May 1, 1950

Release Series BC-1P-34-021

DELAWARE COUNTY, OHIO.

Retail, wholesale, and service establishments located in Delaware County, Ohio, showed a substantial expansion in dollar volume of trade from 1939 to 1948 according to preliminary figures from the 1948 Census of Business released today by the Bureau of the Census, U. S. Department of Commerce.

Retail sales in the county during 1948 aggregated \$23.2 million, an increase of 231 percent over the \$7.0 million in 1939, when the preceding Census of Business was taken. Wholesale sales in the county reached a total of \$10.00 million in 1948 as compared with \$1.4 million in 1939. The service trades included in the Census of Business recorded receipts totaling \$698,000 in 1948 compared with \$329,000 in 1939.

Employment in the county also rose over the 9-year period between 1939 and 1948 for the above trades. Establishments in these trades reported a combined total of 1,252 paid employees for the workweek ended nearest November 15, 1948. This compared with a total of 949 employees reported for the week of November 15, 1939.

These preliminary figures have been derived from a Census report on Delaware County, Ohio, which also includes data for the city of Delaware. Final figures, superseding the preliminary data for Delaware County, will be included in a Bulletin for the State of Ohio to be issued in several months. Similar data will be made available this year in preliminary and final form for each of the counties and States. A single copy of the preliminary release for Delaware County as well as an order blank for other area releases may be obtained by writing to the Bureau of the Census, Washington 25, D. C.

Table 1.—CENSUS OF BUSINESS PRELIMINARY RESULTS FOR 1948, BY TRADE GROUP

DELAWARE COUNTY, OHIO.

Trade group and kind of business	Number of establishments	1948 sales and receipts (Thousand dollars)	Active proprietors of unincorporated businesses Nov. 1948	Paid employees, workweek ended nearest Nov. 15, 1948	
				Total employees ¹	Full workweek employees
RETAIL TRADE, total.....	309	23,167	293	1,076	810
Food group.....	68	4,792	71	171	106
Eating and drinking places.....	48	1,646	56	217	142
General merchandise grp, general stores	15	1,052	13	109	55
Apparel group.....	16	1,021	12	50	31
Furniture-home furnishings-appliance grp	16	894	17	33	30
Automotive group.....	27	3,488	20	134	130
Gasoline service stations.....	41	1,363	42	55	46
Lumber-building-hardware group.....	31	2,746	26	137	126
Drug and proprietary stores.....	5	343	5	19	17
All other retail stores.....	42	5,822	31	151	127
WHOLESALE TRADE, total.....	23	9,993	25	93	x
Merchant wholesalers.....	13	2,259	16	66	x
Other types of wholesale.....	10	7,734	9	27	x
SELECTED SERVICE TRADES, ² /total.....	87	698	100	83	61
Personal services.....	54	444	66	61	45
All other service trades.....	33	254	34	22	16

x Not available.

¹/ Includes employees paid for less than the full workweek.

²/ See General Description on last page for changes from the 1939 Census of Business in the coverage of Service Trades.

Table 2.—CENSUS OF BUSINESS PRELIMINARY RESULTS FOR 1948 FOR CITIES OF 2,500 INHABITANTS OR MORE

DELAWARE COUNTY, OHIO

(Data omitted for trade groups where necessary to avoid disclosure)

City and trade group ¹	Number of establishments	1948 sales and receipts (Thousand dollars)	Active proprietors of unincorporated businesses Nov. 1948	Paid employees, workweek ended nearest Nov. 15, 1948	
				Total employees ²	Full workweek employees
Delaware:					
Retail trade.....	183	16,487	166	858	652
Selected service trades....	62	538	75	70	55
Remainder of county:					
Retail trade.....	126	6,680	127	218	158
Selected service trades....	25	160	25	13	6

1/ See General Description on this page for changes from the 1939 Census of Business in the coverage of Service Trades.

2/ Includes employees paid for less than the full workweek.

GENERAL DESCRIPTION OF PRELIMINARY RELEASES FOR THE 1948 CENSUS OF BUSINESS

This series of releases, of which one is planned for each county in the United States, presents preliminary results of the 1948 Census of Business. The information is based on reports submitted by business establishments for that Census. The figures shown are preliminary, and are subject to revision in the final Census publications, but the changes are expected to be relatively minor with respect to coverage. The final Census figures will be issued in a series of Business Census bulletins which will show additional detailed kind-of-business information for all places where there are a sufficient number of establishments.

The 1948 Census of Business was taken under the provision of the Act of June 19, 1948, which provides that the Business Census be taken for 1948 and for each fifth year thereafter. Previous Business Censuses were taken for the years 1929, 1933, 1935, and 1939.

Scope of the Census.—The 1948 Census of Business covered all establishments in the following trades, as defined by the Standard Industrial Classification Manual, May 1949 issue, of the Executive Office of the President: all retail trades; all wholesale trades; all service trades in the following four groups—personal services, business services, automobile repairs and services, and miscellaneous repair services; hotels; tourist courts and camps; and amusements, including motion picture theaters. Some important services not covered are radio broadcasting and television, medical and health, legal, educational, nonprofit, accounting, and domestic services.

This coverage is similar to that of the 1939 Business Census. However, "custom trades" and "services incidental to transportation," which are no longer included in the standard classification of the service trades, are not covered by the 1948 Census. In a number of localities, these exclusions as well as

other changes in the standard classification may have a considerable effect in comparing 1948 with 1939 data, particularly with respect to establishment count.

Establishment definition.—For Census purposes, a business establishment is defined to include only enterprises conducted from a recognizable place of business, provided that the annual sales were in excess of \$5,000 for a wholesale trade establishment and \$500 for establishments in other trades. A detailed analysis of coverage will be provided in future Census of Business publications.

"Number of establishments" is the number of separate business locations, rather than the number of business companies or organizations, since the Census figures represent information reported separately for each business location or establishment. The establishment count reflects the number of places in business at the end of 1948 excluding administrative and executive offices of multinational organizations, and "chain store" warehouses.

Sales and receipts.—"1948 sales and receipts" represents sales of merchandise and receipts from repairs and other services to customers. The figures reflect deductions for returned goods and allowances, but not for trade-in allowances; they exclude sales and excise taxes collected from customers and paid directly to any taxing agency.

Proprietors.—"Active proprietors..." represents owners and partners of unincorporated businesses who devoted the major portion of their time to the business in November 1948.

Employment.—"Number of paid employees..." represents all employees on the pay roll for the pay period ending nearest November 15, 1948. "Full workweek" employees, whether regular or seasonal, are those who in the November 15 pay period were paid for working at least the number of hours typically worked in a week by employees of the reporting establishment.

1948 CENSUS OF BUSINESS

RETAIL, WHOLESALE, SERVICE TRADES

U. S. DEPARTMENT OF COMMERCE
BUREAU OF THE CENSUS

PRELIMINARY

For Release May 22, 1950

Release Series BC-1P-34-022

ERIE COUNTY, OHIO

Retail, wholesale, and service establishments located in Erie County, Ohio, showed a substantial expansion in dollar volume of trade from 1939 to 1948 according to preliminary figures from the 1948 Census of Business released today by the Bureau of the Census, U. S. Department of Commerce.

Retail sales in the county during 1948 aggregated \$49.9 million, an increase of 218 percent over the \$15.7 million in 1939, when the preceding Census of Business was taken. Wholesale sales in the county reached a total of \$17.2 million in 1948 as compared with \$6.1 million in 1939. The service trades included in the Census of Business recorded receipts totaling \$2.0 million in 1948 compared with \$0.8 million in 1939.

Employment in the county also rose over the 9-year period between 1939 and 1948 for the above trades. Establishments in these trades reported a combined total of 3,332 paid employees for the workweek ended nearest November 15, 1948. This compared with a total of 2,039 employees reported for the week of November 15, 1939.

These preliminary figures have been derived from a Census report on Erie County, Ohio, which also includes data for the city of Sandusky. Final figures, superseding the preliminary data for Erie County, will be included in a Bulletin for the State of Ohio to be issued in several months. Similar data will be made available this year in preliminary and final form for each of the counties and States. A single copy of the preliminary release for Erie County as well as an order blank for other area releases may be obtained by writing to the Bureau of the Census, Washington 25, D. C.

91672

Table 1.—CENSUS OF BUSINESS PRELIMINARY RESULTS FOR 1948, BY TRADE GROUP

ERIE COUNTY, OHIO

Trade group and kind of business	Number of establishments	1948 sales and receipts (Thousand dollars)	Active proprietors of unincorporated businesses Nov. 1948	Paid employees, workweek ended nearest Nov. 15, 1948	
				Total employees ¹	Full workweek employees
RETAIL TRADE, total.....	654	49,945	633	2,615	2,014
Food group.....	161	12,731	164	426	296
Eating and drinking places.....	162	5,110	172	499	392
General merchandise grp, general stores	21	4,656	19	385	230
Apparel group.....	35	3,228	30	176	130
Furniture-home furnishgs-appliance grp.	34	2,734	34	128	116
Automotive group.....	42	6,686	35	256	242
Gasoline service stations.....	51	2,810	50	158	119
Lumber-building-hardware group.....	50	5,779	35	267	251
Drug and proprietary stores.....	22	1,889	24	132	87
All other retail stores.....	76	4,322	70	188	151
WHOLESALE TRADE, total.....	59	17,243	29	440	x
Merchant wholesalers.....	42	9,481	22	361	x
Assemblers of farm products.....	8	3,386	2	47	x
Other types of wholesale.....	9	4,376	5	32	x
SELECTED SERVICE TRADES, ^{2/} total.....	166	2,045	182	277	231
Personal services.....	104	1,183	109	202	181
Business services.....	7	136	5	15	11
Automotive repairs and services.....	35	417	42	33	23
Other repair services.....	20	309	26	27	16
TOURIST COURTS AND CAMPS.....	22	151	22	-	-
AMUSEMENTS.....	41	911	31	134	x

x Not available.

^{1/} Includes employees paid for less than the full workweek.^{2/} See General Description on last page for changes from the 1939 Census of Business in the coverage of Service Trades.

91672

Table 2.—CENSUS OF BUSINESS PRELIMINARY RESULTS FOR 1948 FOR CITIES OF 2,500 INHABITANTS OR MORE

ERIE COUNTY, OHIO

(Data omitted for trade groups where necessary to avoid disclosure)

City and trade group ¹	Number of establishments	1948 sales and receipts (Thousand dollars)	Active proprietors of unincorporated businesses Nov. 1948	Paid employees, workweek ended nearest Nov. 15, 1948	
				Total employees ²	Full workweek employees
Sandusky:					
Retail trade.....	408	37,979	380	2,043	1,556
Wholesale trade.....	43	12,672	21	378	x
Selected service trades....	124	1,809	133	258	215
Amusements.....	28	597	23	89	x
Remainder of county:					
Retail trade.....	246	11,966	253	572	458
Wholesale trade.....	16	4,571	8	62	x
Selected service trades....	42	236	49	19	16
Amusements.....	13	314	8	45	x

x Not available.

1/ See General Description on this page for changes from the 1939 Census of Business in the coverage of Service Trade.

2/ Includes employees paid for less than the full workweek.

GENERAL DESCRIPTION OF PRELIMINARY RELEASES FOR THE 1948 CENSUS OF BUSINESS

This series of releases, of which one is planned for each county in the United States, presents preliminary results of the 1948 Census of Business. The information is based on reports submitted by business establishments for that Census. The figures shown are preliminary, and are subject to revision in the final Census publications, but the changes are expected to be relatively minor with respect to coverage. The final Census figures will be issued in a series of Business Census bulletins which will show additional detailed kind-of-business information for all places where there are a sufficient number of establishments.

The 1948 Census of Business was taken under the provision of the Act of June 19, 1948, which provides that the Business Census be taken for 1948 and for each fifth year thereafter. Previous Business Censuses were taken for the years 1929, 1933, 1935, and 1939.

Scope of the Census.—The 1948 Census of Business covered all establishments in the following trades, as defined by the Standard Industrial Classification Manual, May 1949 issue, of the Executive Office of the President: all retail trades; all wholesale trades; all service trades in the following four groups—personal services, business services, automobile repairs and services, and miscellaneous repair services; hotels; tourist courts and camps; and amusements, including motion picture theaters. Some important services not covered are radio broadcasting and television, medical and health, legal, educational, nonprofit, accounting, and domestic services.

This coverage is similar to that of the 1939 Business Census. However, "custom trades" and "services incidental to transportation," which are no longer included in the standard classification of the service trades, are not covered by the 1948 Census. In a number of localities, these exclusions as well as

other changes in the standard classification may have a considerable effect in comparing 1948 with 1939 data, particularly with respect to establishment count.


Establishment definition.—For Census purposes, a business establishment is defined to include only enterprises conducted from a recognizable place of business, provided that the annual sales were in excess of \$5,000 for a wholesale trade establishment and \$500 for establishments in other trades. A detailed analysis of coverage will be provided in future Census of Business publications.

"Number of establishments" is the number of separate business locations, rather than the number of business companies or organizations, since the Census figures represent information reported separately for each business location or establishment. The establishment count reflects the number of places in business at the end of 1948 excluding administrative and executive offices of multiunit organizations, and "chain store" warehouses.

Sales and receipts.—"1948 sales and receipts" represents sales of merchandise and receipts from repairs and other services to customers. The figures reflect deductions for returned goods and allowances, but not for trade-in allowances; they exclude sales and excise taxes collected from customers and paid directly to any taxing agency.

Proprietors.—"Active proprietors..." represents owners and partners of unincorporated businesses who devoted the major portion of their time to the business in November 1948.

Employment.—"Number of paid employees..." represents all employees on the pay roll for the pay period ending nearest November 15, 1948. "Full workweek" employees, whether regular or seasonal, are those who in the November 15 pay period were paid for working at least the number of hours typically worked in a week by employees of the reporting establishment.



1948 CENSUS OF BUSINESS

U. S. DEPARTMENT OF COMMERCE
BUREAU OF THE CENSUS

RETAIL, WHOLESALE, SERVICE TRADES

PRELIMINARY

For Release May 15, 1950

Release Series BC-1P-34-023

FAIRFIELD COUNTY, OHIO

Retail, wholesale, and service establishments located in Fairfield County, Ohio, showed a substantial expansion in dollar volume of trade from 1939 to 1948 according to preliminary figures from the 1948 Census of Business released today by the Bureau of the Census, U. S. Department of Commerce.

Retail sales in the county during 1948 aggregate \$37.0 million, an increase of 194 percent over the \$12.6 million in 1939, when the preceding Census of Business was taken. Wholesale sales in the county reached a total of \$15.8 million in 1948 as compared with \$3.0 million in 1939. The service trades included in the Census of Business recorded receipts totaling \$1.5 million in 1948 compared with \$0.5 million in 1939.

Employment in the county also rose over the 9-year period between 1939 and 1948 for the above trades. Establishments in these trades reported a combined total of 2,318 paid employees for the workweek ended nearest November 15, 1948. This compared with a total of 1,551 employees reported for the week of November 15, 1939.

These preliminary figures have been derived from a Census report on Fairfield County, Ohio, which also includes data for the city of Lancaster. Final figures, superseding the preliminary data for Fairfield County, will be included in a Bulletin for the State of Ohio to be issued in several months. Similar data will be made available this year in preliminary and final form for each of the counties and States. A single copy of the preliminary release for Fairfield County as well as an order blank for other area releases may be obtained by writing to the Bureau of the Census, Washington 25, D. C.

Table 1.—CENSUS OF BUSINESS PRELIMINARY RESULTS FOR 1948, BY TRADE GROUP

FAIRFIELD COUNTY, OHIO

Trade group and kind of business	Number of establishments	1948 sales and receipts (Thousand dollars)	Active proprietors of unincorporated businesses Nov. 1948	Paid employees, workweek ended nearest Nov. 15, 1948	
				Total employees ¹	Full workweek employees
RETAIL TRADE, total.....	598	26,969	582	1,884	1,473
Food group.....	133	9,381	137	312	235
Eating and drinking places.....	122	3,014	124	372	298
General merchandise group, general stores....	19	3,702	10	334	220
Apparel group.....	28	1,721	22	102	65
Furniture-home furnishings-appliance group..	40	1,876	39	77	72
Automotive group.....	46	6,365	40	238	229
Gasoline service stations.....	79	2,834	82	110	87
Lumber-building-hardware group.....	51	3,740	49	139	125
Drug and proprietary stores.....	19	1,266	19	99	65
All other retail stores.....	61	2,270	60	101	87
WHOLESALE TRADE, total.....	53	15,752	51	223	x
Merchant wholesalers.....	25	4,628	29	126	x
Assemblers of farm products.....	14	3,304	10	46	x
Other types of wholesale.....	14	7,820	12	51	x
SELECTED SERVICE TRADES, ² total.....	211	1,547	214	211	183
Personal services.....	116	894	121	146	128
Business services.....	11	99	10	11	10
Automotive repairs and services.....	52	452	52	44	38
Other repair services.....	32	102	31	10	7
AMUSEMENTS.....	17	530	14	79	x

x Not available.

¹ Includes employees paid for less than the full workweek.

² See General Description on last page for changes from the 1939 Census of Business in the coverage of Service Trades.

Table 2.—CENSUS OF BUSINESS PRELIMINARY RESULTS FOR 1948 FOR CITIES OF 2,500 INHABITANTS OR MORE

FAIRFIELD COUNTY, OHIO

(Data omitted for trade groups where necessary to avoid disclosure)

City and trade group ¹	Number of establishments	1948 sales and receipts (Thousand dollars)	Active proprietors of unincorporated businesses Nov. 1948	Paid employees, workweek ended nearest Nov. 15, 1948	
				Total employees ²	Full workweek employees
Lancaster:					
Retail trade.....	352	28,556	324	1,566	1,242
Wholesale trade.....	33	11,698	34	164	x
Selected service trades.....	133	1,107	137	176	158
Amusements.....	11	448	0	76	x
Remainder of county:					
Retail trade.....	246	8,413	258	318	231
Wholesale trade.....	20	4,054	17	59	x
Selected service trades.....	78	440	77	35	25
Amusements.....	6	82	6	3	x

x Not available.

1/ See General Description on this page for changes from the 1939 Census of Business in the coverage of Service Trades.

2/ Includes employees paid for less than the full workweek.

GENERAL DESCRIPTION OF PRELIMINARY RELEASES FOR THE 1948 CENSUS OF BUSINESS

This series of releases, of which one is planned for each county in the United States, presents preliminary results of the 1948 Census of Business. The information is based on reports submitted by business establishments for that Census. The figures shown are preliminary, and are subject to revision in the final Census publications, but the changes are expected to be relatively minor with respect to coverage. The final Census figures will be issued in a series of Business Census bulletins which will show additional detailed kind-of-business information for all places where there are a sufficient number of establishments.

The 1948 Census of Business was taken under the provision of the Act of June 19, 1948, which provides that the Business Census be taken for 1948 and for each fifth year thereafter. Previous Business Censuses were taken for the years 1929, 1933, 1935, and 1939.

Scope of the Census.—The 1948 Census of Business covered all establishments in the following trades, as defined by the Standard Industrial Classification Manual, May 1949 issue, of the Executive Office of the President: all retail trades; all wholesale trades; all service trades in the following four groups—personal services, business services, automobile repairs and services, and miscellaneous repair services; hotels; tourist courts and camps; and amusements, including motion picture theaters. Some important services not covered are radio broadcasting and television, medical and health, legal, educational, nonprofit, accounting, and domestic services.

This coverage is similar to that of the 1939 Business Census. However, "custom trades" and "services incidental to transportation," which are no longer included in the standard classification of the service trades, are not covered by the 1948 Census. In a number of localities, these exclusions as well as

other changes in the standard classification may have a considerable effect in comparing 1948 with 1939 data, particularly with respect to establishment count.

Establishment definition.—For Census purposes, a business establishment is defined to include only enterprises conducted from a recognizable place of business, provided that the annual sales were in excess of \$5,000 for a wholesale trade establishment and \$500 for establishments in other trades. A detailed analysis of coverage will be provided in future Census of Business publications.

"Number of establishments" is the number of separate business locations, rather than the number of business companies or organizations, since the Census figures represent information reported separately for each business location or establishment. The establishment count reflects the number of places in business at the end of 1948 excluding administrative and executive offices of multiunit organizations, and "chain store" warehouses.

Sales and receipts.—"1948 sales and receipts" represents sales of merchandise and receipts from repairs and other services to customers. The figures reflect deductions for returned goods and allowances, but not for trade-in allowances; they exclude sales and excise taxes collected from customers and paid directly to any taxing agency.

Proprietors.—"Active proprietors..." represents owners and partners of unincorporated businesses who devoted the major portion of their time to the business in November 1948.

Employment.—"Number of paid employees..." represents all employees on the pay roll for the pay period ending nearest November 15, 1948. "Full workweek" employees, whether regular or seasonal, are those who in the November 15 pay period were paid for working at least the number of hours typically worked in a week by employees of the reporting establishment.

1948 CENSUS OF BUSINESS

RETAIL, WHOLESALE, SERVICE TRADES

U. S. DEPARTMENT OF COMMERCE
BUREAU OF THE CENSUS

PRELIMINARY

For Release May 1, 1950

Release Series BC-1P-34-024

FAYETTE COUNTY, OHIO

Retail, wholesale, and service establishments located in Fayette County, Ohio, showed a substantial expansion in dollar volume of trade from 1939 to 1948 according to preliminary figures from the 1948 Census of Business released today by the Bureau of the Census, U. S. Department of Commerce.

Retail sales in the county during 1948 aggregated \$20.9 million, an increase of 199 percent over the \$7.0 million in 1939, when the preceding Census of Business was taken. Wholesale sales in the county reached a total of \$26.7 million in 1948 as compared with \$6.8 million in 1939. The service trades included in the Census of Business recorded receipts totaling \$636,000 in 1948 compared with \$309,000 in 1939.

Employment in the county also rose over the 9-year period between 1939 and 1948 for the above trades. Establishments in these trades reported a combined total of 1,423 paid employees for the workweek ended nearest November 15, 1948. This compared with a total of 1,096 employees reported for the week of November 15, 1939.

These preliminary figures have been derived from a Census report on Fayette County, Ohio, which also includes data for the city of Washington Court House. Final figures, superseding the preliminary data for Fayette County, will be included in a Bulletin for the State of Ohio to be issued in several months. Similar data will be made available this year in preliminary and final form for each of the counties and States. A single copy of the preliminary release for Fayette County as well as an order blank for other area releases may be obtained by writing to the Bureau of the Census, Washington 25, D. C.

Table 1.—CENSUS OF BUSINESS PRELIMINARY RESULTS FOR 1948, BY TRADE GROUP
FAYETTE COUNTY, OHIO

Trade group and kind of business	Number of establishments	1948 sales and receipts (Thousand dollars)	Active proprietors of unincorporated businesses Nov. 1948	Paid employees, workweek ended nearest Nov. 15, 1948	
				Total employees ¹	Full workweek employees
RETAIL TRADE, total	238	20,877	233	1,082	875
Food group.....	69	4,277	70	128	94
Eating and drinking places.....	45	1,372	56	192	161
General merchandise grp, general stores.....	8	2,725	5	241	161
Apparel group.....	7	571	6	37	23
Furniture-home furnishgs-appliance grp.....	14	848	12	45	36
Automotive group.....	17	3,391	12	133	130
Gasoline service stations.....	23	1,076	18	54	50
Lumber-building-hardware group.....	15	3,218	14	136	129
Drug and proprietary stores.....	5	385	5	28	17
All other retail stores.....	35	3,014	35	88	74
WHOLESALE TRADE, total	33	26,695	24	259	x
Merchant wholesalers.....	11	7,678	8	132	x
Other types of wholesale.....	22	19,017	16	127	x
SELECTED SERVICE TRADES, 2/total	71	636	77	82	71
Personal services.....	42	381	45	58	50
All other service trades.....	29	255	32	24	21
AMUSEMENTS	10	262	10	59	x

x Not available.

1/ Includes employees paid for less than the full workweek.

2/ See General Description on last page for changes from the 1939 Census of Business in the coverage of Service Trades.

Table 2.—CENSUS OF BUSINESS PRELIMINARY RESULTS FOR 1948 FOR CITIES OF 2,500 INHABITANTS OR MORE

FAYETTE COUNTY, OHIO

(Data omitted for trade groups where necessary to avoid disclosure)

City and trade group ¹	Number of establishments	1948 sales and receipts (Thousand dollars)	Active proprietors of unincorporated businesses Nov. 1948	Paid employees, workweek ended nearest Nov. 15, 1948	
				Total employees ²	Full workweek employees
Washington Court House:					
Retail trade.....	165	17,812	149	932	753
Wholesale trade.....	27	25,925	21	237	x
Selected service trades.....	54	477	59	69	59
Remainder of county:					
Retail trade.....	73	3,065	84	150	122
Wholesale trade.....	6	770	3	22	x
Selected service trades.....	17	159	18	13	12

x Not available.

1/ See General Description on this page for changes from the 1939 Census of Business in the coverage of Service Trades.

2/ Includes employees paid for less than the full workweek.

GENERAL DESCRIPTION OF PRELIMINARY RELEASES FOR THE 1948 CENSUS OF BUSINESS

This series of releases, of which one is planned for each county in the United States, presents preliminary results of the 1948 Census of Business. The information is based on reports submitted by business establishments for that Census. The figures shown are preliminary, and are subject to revision in the final Census publications, but the changes are expected to be relatively minor with respect to coverage. The final Census figures will be issued in a series of Business Census bulletins which will show additional detailed kind-of-business information for all places where there are a sufficient number of establishments.

The 1948 Census of Business was taken under the provision of the Act of June 19, 1948, which provides that the Business Census be taken for 1948 and for each fifth year thereafter. Previous Business Censuses were taken for the years 1929, 1933, 1935, and 1939.

Scope of the Census.—The 1948 Census of Business covered all establishments in the following trades, as defined by the Standard Industrial Classification Manual, May 1949 issue, of the Executive Office of the President: all retail trades; all wholesale trades; all service trades in the following four groups—personal services, business services, automobile repairs and services, and miscellaneous repair services; hotels; tourist courts and camps; and amusements, including motion picture theaters. Some important services not covered are radio broadcasting and television, medical and health, legal, educational, nonprofit, accounting, and domestic services.

This coverage is similar to that of the 1939 Business Census. However, "custom trades" and "services incidental to transportation," which are no longer included in the standard classification of the service trades, are not covered by the 1948 Census. In a number of localities, these exclusions as well as

other changes in the standard classification may have a considerable effect in comparing 1948 with 1939 data, particularly with respect to establishment count.

Establishment definition.—For Census purposes, a business establishment is defined to include only enterprises conducted from a recognizable place of business, provided that the annual sales were in excess of \$5,000 for a wholesale trade establishment and \$500 for establishments in other trades. A detailed analysis of coverage will be provided in future Censuses of Business publications.

"Number of establishments" is the number of separate business locations, rather than the number of business companies or organizations, since the Census figures represent information reported separately for each business location or establishment. The establishment count reflects the number of places in business at the end of 1948 excluding administrative and executive offices of multiunit organizations, and "chain store" warehouses.

Sales and receipts.—"1948 sales and receipts" represents sales of merchandise and receipts from repairs and other services to customers. The figures reflect deductions for returned goods and allowances, but not for trade-in allowances; they exclude sales and excise taxes collected from customers and paid directly to any taxing agency.

Proprietors.—"Active proprietors..." represents owners and partners of unincorporated businesses who devoted the major portion of their time to the business in November 1948.

Employment.—"Number of paid employees..." represents all employees on the pay roll for the pay period ending nearest November 15, 1948. "Full workweek" employees, whether regular or seasonal, are those who in the November 15 pay period were paid for working at least the number of hours typically worked in a week by employees of the reporting establishment.

1948 CENSUS OF BUSINESS

U. S. DEPARTMENT OF COMMERCE
BUREAU OF THE CENSUS

RETAIL, WHOLESALE, SERVICE TRADES

PRELIMINARY

For Release May 29, 1950

Release Series BC-1P-34-025

FRANKLIN COUNTY, OHIO

Retail, wholesale, and service establishments located in Franklin County, Ohio, showed a substantial expansion in dollar volume of trade from 1939 to 1948 according to preliminary figures from the 1948 Census of Business released today by the Bureau of the Census, U. S. Department of Commerce.

Retail sales in the county during 1948 aggregated \$505.0 million, an increase of 192 percent over the \$173.0 million sales in 1939, when the preceding Census of Business was taken. Wholesale sales volume in the county showed a 340 percent rise over the same period, reaching a total of \$729.4 million in 1948 as compared with \$165.6 million in 1939. The service trades included in the Census of Business reported receipts totaling \$34.0 million in 1948 compared with \$12.6 million in 1939. Hotel receipts moved from \$4.4 million in 1939 to \$10.2 million in 1948. Amusement businesses in the county recorded receipts of \$8.1 million in 1948. No comparable figure for 1939 is available.

Employment in the county also rose over the 9-year period between 1939 and 1948 for the trades covered by the Census of Business. Retail trade establishments reported 31,040 paid employees for the workweek ended nearest November 15, 1948. Of these, 24,915 worked the full week, and the remainder part of the week. The comparable total and full workweek figures for 1939 were 23,086 and 19,156. Wholesale trade establishments reported a total of 10,791 full- and part-week employees for the week of November 15, 1948, compared with 6,126 for the same week in 1939. For the selected service trades, November 15, 1948, paid employees numbered 5,774; the comparable figure for 1939, adjusted for change in scope between the two Censuses, was 4,138.

These preliminary figures have been derived from a Census report on Franklin County, Ohio. The report also contains data for the cities of Bexley, Columbus, Grandview Heights, Upper Arlington, and Westerville.

Final figures, superseding the preliminary data for Franklin County, will be included in a Bulletin for the State of Ohio to be issued in several months. Similar data will be made available this year in preliminary and final form for each of the counties and States. A single copy of the preliminary release for Franklin County as well as an order blank for other area releases may be obtained by writing to the Bureau of the Census, Washington 25, D. C.

91894

Table 1.—CENSUS OF BUSINESS PRELIMINARY RESULTS FOR 1948, BY TRADE GROUP
FRANKLIN COUNTY, OHIO

Trade group and kind of business	Number of establishments	1948 sales and receipts (Thousand dollars)	Active proprietors of unincorporated businesses Nov. 1948	Paid employees, workweek ended nearest Nov. 15, 1948	
				Total employees ¹	Full workweek employees
RETAIL TRADE, total.....	4,654	505,002	4,269	31,040	24,915
Food group.....	1,347	108,945	1,272	4,202	3,009
Eating and drinking places.....	950	44,675	1,011	6,654	5,491
General merchandise grp, general stores	112	87,136	60	7,176	5,575
Apparel group.....	245	38,180	176	2,665	2,136
Furniture-home furnishings-appliance grp.	216	26,045	177	1,598	1,493
Automotive group.....	229	77,299	160	2,258	2,105
Gasoline service stations.....	463	22,898	446	1,100	889
Lumber-building-hardware group.....	236	34,596	190	1,678	1,481
Drug and proprietary stores.....	195	16,153	178	1,447	823
All other retail stores.....	661	49,075	599	2,262	1,913
WHOLESALE TRADE, total.....	707	729,437	334	10,791	x
Merchant wholesalers, total.....	479	457,857	270	8,077	x
Groceries, foods.....	82	59,348	62	1,216	x
Dry goods, apparel.....	9	6,792	2	173	x
Hardware, elec'l, plum'g and heat'g..	58	46,740	20	1,093	x
Mach'y, equip't, industrial supplies.	90	51,037	42	1,155	x
Automotive parts, accessories.....	43	13,497	29	686	x
All other merchant wholesalers.....	197	280,443	115	3,754	x
Manufact'rs' sales branches, offices...	130	176,742	3	2,218	x
Petroleum bulk plants, terminals.....	22	31,505	12	257	x
Agents, brokers (merchandise).....	68	53,837	42	190	x
Assemblers of farm products.....	8	9,496	7	49	x
SELECTED SERVICE TRADES, ^{2/} total.....	1,995	34,004	1,963	5,774	5,108
Personal services.....	1,282	19,601	1,254	3,836	3,459
Business services.....	137	5,476	124	891	754
Automotive repairs and services.....	331	6,239	338	727	633
Other repair services.....	245	2,688	247	320	262
HOTELS.....	33	10,169	17	2,535	2,354
TOURIST COURTS AND CAMPS.....	27	285	25	28	22
AMUSEMENTS.....	168	8,108	113	1,688	x

x Not available.

1/ Includes employees paid for less than the full workweek.

2/ See General Description on last page for changes from the 1939 Census of Business in the coverage of Service Trades.

Table 2.—CENSUS OF BUSINESS PRELIMINARY RESULTS FOR 1948 FOR CITIES OF 2,500 INHABITANTS OR MORE

FRANKLIN COUNTY, OHIO

(Data omitted for trade groups where necessary to avoid disclosure)

City and trade group ¹	Number of establishments	1948 sales and receipts (Thousand dollars)	Active proprietors of unincorporated businesses Nov. 1948	Paid employees, workweek ended nearest Nov. 15, 1948	
				Total employees ²	Full workweek employees
Bexley:					
Retail trade.....	44	5,334	35	248	166
Wholesale trade.....		Included with "Remainder of county."			
Columbus:					
Retail trade.....	3,932	458,960	3,553	28,855	23,275
Wholesale trade.....	653	661,769	308	9,667	x
Selected service trades....	1,813	31,459	1,791	5,481	4,851
Hotels.....	33	10,169	17	2,535	2,354
Tourist courts and camps...	6	41	10	2	-
Amusements.....	139	6,745	96	1,589	x
Grandview Heights:					
Retail trade.....	37	2,768	35	156	128
Wholesale trade.....	5	7,543	3	171	x
Selected service trades....	19	260	17	44	38
Upper Arlington:					
Retail trade.....	12	1,124	10	56	39
Westerville:					
Retail trade.....	54	4,670	61	240	144
Selected service trades....	17	176	15	28	27
Remainder of county: ^{3/}					
Retail trade.....	575	32,146	575	1,485	1,163
Wholesale trade.....	49	60,125	23	953	x
Selected service trades....	127	1,634	123	174	153
Tourist courts and camps...	21	244	15	26	22

x Not available.

^{1/} See General Description on last page for changes from the 1939 Census of Business in the coverage of Service Trades.^{2/} Includes employees paid for less than the full workweek.^{3/} Except as indicated above, includes figures for establishments, other than wholesale, not located in cities of 2,500 inhabitants or more, and wholesale establishments not located in cities of 5,000 inhabitants or more.

GENERAL DESCRIPTION OF PRELIMINARY RELEASES FOR THE 1948 CENSUS OF BUSINESS

This series of releases, of which one is planned for each county in the United States, presents preliminary results of the 1948 Census of Business. The information is based on reports submitted by business establishments for that Census. The figures shown are preliminary, and are subject to revision in the final Census publications, but the changes are expected to be relatively minor with respect to coverage. The final Census figures will be issued in a series of Business Census bulletins which will show additional detailed kind-of-business information for all places where there are a sufficient number of establishments.

The 1948 Census of Business was taken under the provision of the Act of June 19, 1948, which provides that the Business Census be taken for 1948 and for each fifth year thereafter. Previous Business Censuses were taken for the years 1929, 1933, 1935, and 1939.

Scope of the Census.—The 1948 Census of Business covered all establishments in the following trades, as defined by the Standard Industrial Classification Manual, May 1949 issue, of the Executive Office of the President: all retail trades; all wholesale trades; all service trades in the following four groups—personal services, business services, automobile repairs and services, and miscellaneous repair services; hotels; tourist courts and camps; and amusements, including motion picture theaters. Some important services not covered are radio broadcasting and television, medical and health, legal, educational, nonprofit, accounting, and domestic services.

This coverage is similar to that of the 1939 Business Census. However, "custom trades" and "services incidental to transportation," which are no longer included in the standard classification of the service trades, are not covered by the 1948 Census. In a number of localities, these exclusions as well as other changes in the standard classification may have a considerable effect in comparing

1948 with 1939 data, particularly with respect to establishment count.

Establishment definition.—For Census purposes, a business establishment is defined to include only enterprises conducted from a recognizable place of business, provided that the annual sales were in excess of \$5,000 for a wholesale trade establishment and \$500 for establishments in other trades. A detailed analysis of coverage will be provided in future Census of Business publications.

"Number of establishments" is the number of separate business locations, rather than the number of business companies or organizations, since the Census figures represent information reported separately for each business location or establishment. The establishment count reflects the number of places in business at the end of 1948 excluding administrative and executive offices of multiunit organizations, and "chain store" warehouses.

Sales and receipts.—"1948 sales and receipts" represents sales of merchandise and receipts from repairs and other services to customers. The figures reflect deductions for returned goods and allowances, but not for trade-in allowances; they exclude sales and excise taxes collected from customers and paid directly to any taxing agency.

Proprietors.—"Active proprietors..." represents owners and partners of unincorporated businesses who devoted the major portion of their time to the business in November 1948.

Employment.—"Number of paid employees..." represents all employees on the pay roll for the pay period ending nearest November 15, 1948. "Full workweek" employees, whether regular or seasonal, are those who in the November 15 pay period were paid for working at least the number of hours typically worked in a week by employees of the reporting establishment.

1948 CENSUS OF BUSINESS

RETAIL, WHOLESALE, SERVICE TRADES

U. S. DEPARTMENT OF COMMERCE
BUREAU OF THE CENSUS

PRELIMINARY

For Release May 15, 1950

Release Series BC-1P-34-026

FULTON COUNTY, OHIO

Retail, wholesale, and service establishments located in Fulton County, Ohio, showed a substantial expansion in dollar volume of trade from 1939 to 1948 according to preliminary figures from the 1948 Census of Business released today by the Bureau of the Census, U. S. Department of Commerce.

Retail sales in the county during 1948 aggregated \$24.4 million, an increase of 239 percent over the \$7.2 million in 1939, when the preceding Census of Business was taken. Wholesale sales in the county reached a total of \$38.1 million in 1948 as compared with \$3.9 million in 1939. The service trades included in the Census of Business recorded receipts totaling \$750,000 in 1948 compared with \$225,000 in 1939.

Employment in the county also rose over the 9-year period between 1939 and 1948 for the above trades. Establishments in these trades reported a combined total of 1,369 paid employees for the workweek ended nearest November 15, 1948. This compared with a total of 761 employees reported for the week of November 15, 1939.

These preliminary figures have been derived from a Census report on Fulton County, Ohio, which also includes data for the city of Wauseon. Final figures, superseding the preliminary data for Fulton County, will be included in a Bulletin for the State of Ohio to be issued in several months. Similar data will be made available this year in preliminary and final form for each of the counties and States. A single copy of the preliminary release for Fulton County as well as an order blank for other area releases may be obtained by writing to the Bureau of the Census, Washington 25, D. C.

Table 1.—CENSUS OF BUSINESS PRELIMINARY RESULTS FOR 1948, BY TRADE GROUP
FULTON COUNTY, OHIO

Trade group and kind of business	Number of establishments	1948 sales and receipts (Thousand dollars)	Active proprietors of unincorporated businesses Nov. 1948	Paid employees, workweek ended nearest Nov. 15, 1948	
				Total employees ¹	Full workweek employees
RETAIL TRADE, total.....	354	24,433	357	1,025	797
Food group.....	75	5,044	73	183	118
Eating and drinking places.....	53	1,389	53	177	136
General merchandise grp, general stores.....	19	1,054	22	73	45
Apparel group.....	15	573	17	20	8
Furniture-home furnishgs-appliance grp.....	31	1,248	31	58	50
Automotive group.....	30	4,513	34	139	138
Gasoline service stations.....	34	1,574	37	47	38
Lumber-building-hardware group.....	54	5,556	48	228	196
Drug and proprietary stores.....	9	484	11	33	17
All other retail stores.....	34	2,998	31	67	51
WHOLESALE TRADE, total.....	42	38,134	39	283	x
Merchant wholesalers.....	17	4,162	15	82	x
Other types of wholesale.....	25	33,972	24	201	x
SELECTED SERVICE TRADES, 2/ total.....	111	750	120	61	44
Personal services.....	61	360	65	28	19
All other service trades.....	50	390	55	33	25
AMUSEMENTS.....	9	142	5	77	x

x Not available.

1/ Includes employees paid for less than the full workweek.

2/ See General Description on last page for changes from the 1939 Census of Business in the coverage of Service Trades.

Table 2.—CENSUS OF BUSINESS PRELIMINARY RESULTS FOR 1948 FOR CITIES OF 2,500 INHABITANTS OR MORE

FULTON COUNTY, OHIO

(Data omitted for trade groups where necessary to avoid disclosure)

City and trade group ¹	Number of establishments	1948 sales and receipts (Thousand dollars)	Active proprietors of unincorporated businesses Nov. 1948	Paid employees, workweek ended nearest Nov. 15, 1948	
				Total employees ²	Full workweek employees
Wauseon:					
Retail trade.....	91	7,463	89	326	266
Selected service trades...	32	217	36	19	15
Remainder of county:					
Retail trade.....	263	16,970	268	699	531
Selected service trades...	79	533	84	42	29

1/ See General Description on this page for changes from the 1939 Census of Business in the coverage of Service Trades.

2/ Includes employees paid for less than the full workweek.

GENERAL DESCRIPTION OF PRELIMINARY RELEASES FOR THE 1948 CENSUS OF BUSINESS

This series of releases, of which one is planned for each county in the United States, presents preliminary results of the 1948 Census of Business. The information is based on reports submitted by business establishments for that Census. The figures shown are preliminary, and are subject to revision in the final Census publications, but the changes are expected to be relatively minor with respect to coverage. The final Census figures will be issued in a series of Business Census bulletins which will show additional detailed kind-of-business information for all places where there are a sufficient number of establishments.

The 1948 Census of Business was taken under the provision of the Act of June 19, 1948, which provides that the Business Census be taken for 1948 and for each fifth year thereafter. Previous Business Censuses were taken for the years 1929, 1938, 1938, and 1939.

Scope of the Census.—The 1948 Census of Business covered all establishments in the following trades, as defined by the Standard Industrial Classification Manual, May 1949 issue, of the Executive Office of the President: all retail trades; all wholesale trades; all service trades in the following four groups—personal services, business services, automobile repairs and services, and miscellaneous repair services; hotels; tourist courts and camps; and amusements, including motion picture theaters. Some important services not covered are radio broadcasting and television, medical and health, legal, educational, nonprofit, accounting, and domestic services.

This coverage is similar to that of the 1939 Business Census. However, "custom trades" and "services incidental to transportation," which are no longer included in the standard classification of the service trades, are not covered by the 1948 Census. In a number of localities, these exclusions as well as

other changes in the standard classification may have a considerable effect in comparing 1948 with 1939 data, particularly with respect to establishment count.

Establishment definition.—For Census purposes, a business establishment is defined to include only enterprises conducted from a recognizable place of business, provided that the annual sales were in excess of \$5,000 for a wholesale trade establishment and \$500 for establishments in other trades. A detailed analysis of coverage will be provided in future Census of Business publications.

"Number of establishments" is the number of separate business locations, rather than the number of business companies or organizations, since the Census figures represent information reported separately for each business location or establishment. The establishment count reflects the number of places in business at the end of 1948 excluding administrative and executive offices of multiunit organizations, and "chain store" warehouses.

Sales and receipts.—"1948 sales and receipts" represents sales of merchandise and receipts from repairs and other services to customers. The figures reflect deductions for returned goods and allowances, but not for trade-in allowances; they exclude sales and excise taxes collected from customers and paid directly to any taxing agency.

Proprietors.—"Active proprietors..." represents owners and partners of unincorporated businesses who devoted the major portion of their time to the business in November 1948.

Employment.—"Number of paid employees..." represents all employees on the pay roll for the pay period ending nearest November 15, 1948. "Full workweek" employees, whether regular or seasonal, are those who in the November 15 pay period were paid for working at least the number of hours typically worked in a week by employees of the reporting establishment.

1948 CENSUS OF BUSINESS

RETAIL, WHOLESALE, SERVICE TRADES

U. S. DEPARTMENT OF COMMERCE
BUREAU OF THE CENSUS

PRELIMINARY

For Release May 15, 1950

Release Series BC-1P-34-027

GALLIA COUNTY, OHIO

Retail, wholesale, and service establishments located in Gallia County, Ohio, showed a substantial expansion in dollar volume of trade from 1939 to 1948 according to preliminary figures from the 1948 Census of Business released today by the Bureau of the Census, U. S. Department of Commerce.

Retail sales in the county during 1948 aggregated \$13.1 million, an increase of 205 percent over the \$4.3 million in 1939, when the preceding Census of Business was taken. Wholesale sales in the county reached a total of \$11.5 million in 1948 as compared with \$1.2 million in 1939. The service trades included in the Census of Business recorded receipts totaling \$424,000 in 1948 compared with \$165,000 in 1939.

Employment in the county also rose over the 9-year period between 1939 and 1948 for the above trades. Establishments in these trades reported a combined total of 813 paid employees for the workweek ended nearest November 15, 1948. This compared with a total of 502 employees reported for the week of November 15, 1939.

These preliminary figures have been derived from a Census report on Gallia County, Ohio, which also includes data for the city of Gallipolis. Final figures, superseding the preliminary data for Gallia County, will be included in a Bulletin for the State of Ohio to be issued in several months. Similar data will be made available this year in preliminary and final form for each of the counties and States. A single copy of the preliminary release for Gallia County as well as an order blank for other area releases may be obtained by writing to the Bureau of the Census, Washington 25, D. C.

Table 1.—CENSUS OF BUSINESS PRELIMINARY RESULTS FOR 1948, BY TRADE GROUP

GALLIA COUNTY, OHIO

Trade group and kind of business	Number of establishments	1948 sales and receipts (Thousand dollars)	Active proprietors of unincorporated businesses Nov. 1948	Paid employees, workweek ended nearest Nov. 15, 1948	
				Total employees ¹	Full workweek employees
RETAIL TRADE, total.....	268	13,084	269	595	486
Food group.....	88	2,980	91	74	44
Eating and drinking places.....	44	719	48	91	62
General merchandise grp, general stores.	11	1,121	8	94	64
Apparel group.....	9	563	7	31	26
Furniture-home furnishgs-appliance grp.	12	569	13	20	19
Automotive group.....	17	2,748	15	98	97
Gasoline service stations.....	43	1,152	42	38	34
Lumber-building-hardware group.....	18	1,349	22	51	49
Drug and proprietary stores.....	5	251	2	51	48
All other retail stores.....	21	1,632	21	47	43
WHOLESALE TRADE.....	20	11,458	15	159	x
SELECTED SERVICE TRADES, ² /total.....	57	424	64	59	54
Personal services.....	34	316	37	50	46
All other service trades.....	23	108	27	9	8

x Not available.

¹/ Includes employees paid for less than the full workweek.

²/ See General Description on last page for changes from the 1939 Census of Business in the coverage of Service Trades.

Table 2.—CENSUS OF BUSINESS PRELIMINARY RESULTS FOR 1948 FOR CITIES OF 2,500 INHABITANTS OR MORE
GALLIA COUNTY, OHIO

(Data omitted for trade groups where necessary to avoid disclosure)

City and trade group ¹	Number of establishments	1948 sales and receipts (Thousand dollars)	Active proprietors of unincorporated businesses Nov. 1948	Paid employees, workweek ended nearest Nov. 15, 1948	
				Total employees ²	Full workweek employees
Gallipolis:					
Retail trade.....	140	10,948	132	551	456
Selected service trades...	42	330	47	56	53
Remainder of county:					
Retail trade.....	128	2,136	137	44	30
Selected service trades...	15	94	17	3	1

- 1/ See General Description on this page for changes from the 1939 Census of Business in the coverage of Service Trades.
2/ Includes employees paid for less than the full workweek.

GENERAL DESCRIPTION OF PRELIMINARY RELEASES FOR THE 1948 CENSUS OF BUSINESS

This series of releases, of which one is planned for each county in the United States, presents preliminary results of the 1948 Census of Business. The information is based on reports submitted by business establishments for that Census. The figures shown are preliminary, and are subject to revision in the final Census publications, but the changes are expected to be relatively minor with respect to coverage. The final Census figures will be issued in a series of Business Census bulletins which will show additional detailed kind-of-business information for all places where there are a sufficient number of establishments.

The 1948 Census of Business was taken under the provision of the Act of June 19, 1948, which provides that the Business Census be taken for 1948 and for each fifth year thereafter. Previous Business Censuses were taken for the years 1929, 1933, 1936, and 1939.

Scope of the Census.—The 1948 Census of Business covered all establishments in the following trades, as defined by the Standard Industrial Classification Manual, May 1949 issue, of the Executive Office of the President: all retail trades; all wholesale trades; all service trades in the following four groups—personal services, business services, automobile repairs and services, and miscellaneous repair services; hotels; tourist courts and camps; and amusements, including motion picture theaters. Some important services not covered are radio broadcasting and television, medical and health, legal, educational, nonprofit, accounting, and domestic services.

This coverage is similar to that of the 1939 Business Census. However, "custom trades" and "services incidental to transportation," which are no longer included in the standard classification of the service trades, are not covered by the 1948 Census. In a number of localities, these exclusions as well as

other changes in the standard classification may have a considerable effect in comparing 1948 with 1939 data, particularly with respect to establishment count.

Establishment definition.—For Census purposes, a business establishment is defined to include only enterprises conducted from a recognizable place of business, provided that the annual sales were in excess of \$5,000 for a wholesale trade establishment and \$500 for establishments in other trades. A detailed analysis of coverage will be provided in future Census of Business publications.

"Number of establishments" is the number of separate business locations, rather than the number of business companies or organizations, since the Census figures represent information reported separately for each business location or establishment. The establishment count reflects the number of places in business at the end of 1948 excluding administrative and executive offices of multiunit organizations, and "chain store" warehouses.

Sales and receipts.—"1948 sales and receipts" represents sales of merchandise and receipts from repairs and other services to customers. The figures reflect deductions for returned goods and allowances, but not for trade-in allowances; they exclude sales and excise taxes collected from customers and paid directly to any taxing agency.

Proprietors.—"Active proprietors..." represents owners and partners of unincorporated businesses who devoted the major portion of their time to the business in November 1948.

Employment.—"Number of paid employees..." represents all employees on the pay roll for the pay period ending nearest November 15, 1948. "Full workweek" employees, whether regular or seasonal, are those who in the November 15 pay period were paid for working at least the number of hours typically worked in a week by employees of the reporting establishment.

1948 CENSUS OF BUSINESS

RETAIL, WHOLESALE, SERVICE TRADES

U. S. DEPARTMENT OF COMMERCE
BUREAU OF THE CENSUS

PRELIMINARY

For Release May 22, 1950

Release Series BC-1P-34-028

GEAUGA COUNTY, OHIO

Retail, wholesale, and service establishments located in Geauga County, Ohio, showed a substantial expansion in dollar volume of trade from 1939 to 1948 according to preliminary figures from the 1948 Census of Business released today by the Bureau of the Census, U. S. Department of Commerce.

Retail sales in the county during 1948 aggregated \$16.2 million, an increase of 268 percent over the \$4.4 million in 1939, when the preceding Census of Business was taken. Wholesale sales in the county reached a total of \$6.9 million in 1948 as compared with \$0.5 million in 1939. The service trades included in the Census of Business recorded receipts totaling \$581,000 in 1948 compared with \$94,000 in 1939.

Employment in the county also rose over the 9-year period between 1939 and 1948 for the above trades. Establishments in these trades reported a combined total of 742 paid employees for the workweek ended nearest November 15, 1948. This compared with a total of 387 employees reported for the week of November 15, 1939.

These preliminary figures have been derived from a Census report on Geauga County, Ohio. Final figures, superseding the preliminary data for Geauga County, will be included in a Bulletin for the State of Ohio to be issued in several months. Similar data will be made available this year in preliminary and final form for each of the counties and States. A single copy of the preliminary release for Geauga County as well as an order blank for other area releases may be obtained by writing to the Bureau of the Census, Washington 25, D. C.

Table 1.—CENSUS OF BUSINESS PRELIMINARY RESULTS FOR 1948, BY TRADE GROUP

GEAUGA COUNTY, OHIO

Trade group and kind of business	Number of establishments	1948 sales and receipts (Thousand dollars)	Active proprietors of unincorporated businesses Nov. 1948	Paid employees, workweek ended nearest Nov. 15, 1948	
				Total employees ¹	Full workweek employees
RETAIL TRADE, total.....	252	16,171	287	654	532
Food group.....	58	4,287	67	167	124
Eating and drinking places.....	50	1,482	61	149	112
General merchandise grp, general stores	16	908	17	36	28
Apparel group.....	6	193	7	7	4
Furniture-home furnishgs-appliance grp	12	467	17	17	14
Automotive group.....	21	2,640	24	78	74
Gasoline service stations.....	33	1,201	37	32	27
Lumber-building-hardware group.....	19	2,290	22	73	70
All other retail stores.....	37	2,703	35	95	79
WHOLESALE TRADE.....	11	6,881	12	23	x
SELECTED SERVICE TRADES, ² /total.....	58	581	61	65	64
Personal services.....	26	268	26	46	46
All other service trades.....	32	313	35	19	18

x Not available.

¹/ Includes employees paid for less than the full workweek.

²/ See General Description on last page for changes from the 1939 Census of Business in the coverage of Service Trades.

GENERAL DESCRIPTION OF PRELIMINARY RELEASES FOR THE 1948 CENSUS OF BUSINESS

This series of releases, of which one is planned for each county in the United States, presents preliminary results of the 1948 Census of Business. The information is based on reports submitted by business establishments for that Census. The figures shown are preliminary, and are subject to revision in the final Census publications, but the changes are expected to be relatively minor with respect to coverage. The final Census figures will be issued in a series of Business Census bulletins which will show additional detailed kind-of-business information for all places where there are a sufficient number of establishments.

The 1948 Census of Business was taken under the provision of the Act of June 19, 1948, which provides that the Business Census be taken for 1948 and for each fifth year thereafter. Previous Business Censuses were taken for the years 1929, 1933, 1935, and 1939.

Scope of the Census.—The 1948 Census of Business covered all establishments in the following trades, as defined by the Standard Industrial Classification Manual, May 1949 issue, of the Executive Office of the President: all retail trades; all wholesale trades; all service trades in the following four groups—personal services, business services, automobile repairs and services, and miscellaneous repair services; hotels; tourist courts and camps; and amusements, including motion picture theaters. Some important services not covered are radio broadcasting and television, medical and health, legal, educational, nonprofit, accounting, and domestic services.

This coverage is similar to that of the 1939 Business Census. However, "custom trades" and "services incidental to transportation," which are no longer included in the standard classification of the service trades, are not covered by the 1948 Census. In a number of localities, these exclusions as well as other changes in the standard classification may have a considerable effect in comparing

1948 with 1939 data, particularly with respect to establishment count.

Establishment definition.—For Census purposes, a business establishment is defined to include only enterprises conducted from a recognizable place of business, provided that the annual sales were in excess of \$5,000 for a wholesale trade establishment and \$500 for establishments in other trades. A detailed analysis of coverage will be provided in future Census of Business publications.

"Number of establishments" is the number of separate business locations, rather than the number of business companies or organizations, since the Census figures represent information reported separately for each business location or establishment. The establishment count reflects the number of places in business at the end of 1948 excluding administrative and executive offices of multiunit organizations, and "chain store" warehouses.

Sales and receipts.—"1948 sales and receipts" represents sales of merchandise and receipts from repairs and other services to customers. The figures reflect deductions for returned goods and allowances, but not for trade-in allowances; they exclude sales and excise taxes collected from customers and paid directly to any taxing agency.

Proprietors.—"Active proprietors..." represents owners and partners of unincorporated businesses who devoted the major portion of their time to the business in November 1948.

Employment.—"Number of paid employees..." represents all employees on the pay roll for the pay period ending nearest November 15, 1948. "Full workweek" employees, whether regular or seasonal, are those who in the November 15 pay period were paid for working at least the number of hours typically worked in a week by employees of the reporting establishment.

1948 CENSUS OF BUSINESS

RETAIL, WHOLESALE, SERVICE TRADES

U. S. DEPARTMENT OF COMMERCE
BUREAU OF THE CENSUS

PRELIMINARY

For Release May 15, 1950

Release Series BC-1P-34-029

GREENE COUNTY, OHIO.

Retail, wholesale, and service establishments located in Greene County, Ohio, showed a substantial expansion in dollar volume of trade from 1939 to 1948 according to preliminary figures from the 1948 Census of Business released today by the Bureau of the Census, U. S. Department of Commerce.

Retail sales in the county during 1948 aggregated \$38.1 million, an increase of 323 percent over the \$9.0 million in 1939, when the preceding Census of Business was taken. Wholesale sales in the county reached a total of \$14.3 million in 1948 as compared with \$6.9 million in 1939. The service trades included in the Census of Business recorded receipts totaling \$1.4 million in 1948 compared with \$0.4 million in 1939.

Employment in the county also rose over the 9-year period between 1939 and 1948 for the above trades. Establishments in these trades reported a combined total of 2,407 paid employees for the workweek ended nearest November 15, 1948. This compared with a total of 1,431 employees reported for the week of November 15, 1939.

These preliminary figures have been derived from a Census report on Greene County, Ohio, which also includes data for the city of Xenia. Final figures, superseding the preliminary data for Greene County, will be included in a Bulletin for the State of Ohio to be issued in several months. Similar data will be made available this year in preliminary and final form for each of the counties and States. A single copy of the preliminary release for Greene County as well as an order blank for other area releases may be obtained by writing to the Bureau of the Census, Washington 25, D. C.

Table 1.—CENSUS OF BUSINESS PRELIMINARY RESULTS FOR 1948, BY TRADE GROUP
GREENE COUNTY, OHIO.

Trade group and kind of business	Number of establishments	1948 sales and receipts (Thousand dollars)	Active proprietors of unincorporated businesses Nov. 1948	Paid employees, workweek ended nearest Nov. 15, 1948	
				Total employees ¹	Full workweek employees
RETAIL TRADE, total.....	428	38,071	408	1,995	1,548
Food group.....	96	8,480	102	280	181
Eating and drinking places.....	75	2,624	90	442	322
General merchandise grp, general stores	16	2,692	6	242	134
Apparel group.....	18	1,203	18	68	50
Furniture-home furnishgs-appliance grp	26	1,549	22	80	72
Automotive group.....	28	6,653	22	259	241
Gasoline service stations.....	54	2,691	55	120	85
Lumber-building-hardware group.....	37	3,957	28	164	154
Drug and proprietary stores.....	13	1,326	11	107	93
All other retail stores.....	65	6,896	54	233	216
WHOLESALE TRADE, total.....	29	14,253	24	210	x
Merchant wholesalers.....	23	11,459	20	193	x
Other types of wholesale.....	6	2,794	4	17	x
SELECTED SERVICE TRADES, ² /total.....	118	1,418	113	202	180
Personal services.....	86	1,110	85	171	157
Business services.....	7	44	5	6	4
Automotive repairs and service.....	13	148	13	14	10
Other repair services.....	12	116	10	11	9
AMUSEMENTS.....	19	528	14	69	x

x Not available.

¹/ Includes employees paid for less than the full workweek.

²/ See General Description on last page for changes from the 1939 Census of Business in coverage of Service Trades.

Table 2.—CENSUS OF BUSINESS PRELIMINARY RESULTS FOR 1948 FOR CITIES OF 2,500 INHABITANTS OR MORE

GREENE COUNTY, OHIO

(Data omitted for trade groups where necessary to avoid disclosure)

City and trade group ¹	Number of establishments	1948 sales and receipts (Thousand dollars)	Active proprietors of unincorporated businesses Nov. 1948	Paid employees, workweek ended nearest Nov. 15, 1948	
				Total employees ²	Full workweek employees
Xenia:					
Retail trade.....	176	20,693	154	1,094	852
Wholesale trade.....	20	11,243	15	162	x
Selected service trades...	43	515	41	86	80
Remainder of county:					
Retail trade.....	252	17,378	254	901	696
Wholesale trade.....	9	3,010	9	48	x
Selected service trades...	75	903	72	116	100

x Not available.

1/ See General Description on this page for changes from the 1939 Census of Business in coverage of Service Trades.

2/ Includes employees paid for less than the full workweek.

GENERAL DESCRIPTION OF PRELIMINARY RELEASES FOR THE 1948 CENSUS OF BUSINESS

This series of releases, of which one is planned for each county in the United States, presents preliminary results of the 1948 Census of Business. The information is based on reports submitted by business establishments for that Census. The figures shown are preliminary, and are subject to revision in the final Census publications, but the changes are expected to be relatively minor with respect to coverage. The final Census figures will be issued in a series of Business Census bulletins which will show additional detailed kind-of-business information for all places where there are a sufficient number of establishments.

The 1948 Census of Business was taken under the provision of the Act of June 19, 1948, which provides that the Business Census be taken for 1948 and for each fifth year thereafter. Previous Business Censuses were taken for the years 1929, 1933, 1935, and 1939.

Scope of the Census.—The 1948 Census of Business covered all establishments in the following trades, as defined by the Standard Industrial Classification Manual, May 1949 issue, of the Executive Office of the President: all retail trades; all wholesale trades; all service trades in the following four groups—personal services, business services, automobile repairs and services, and miscellaneous repair services; hotels; tourist courts and camps; and amusements, including motion picture theaters. Some important services not covered are radio broadcasting and television, medical and health, legal, educational, nonprofit, accounting, and domestic services.

This coverage is similar to that of the 1939 Business Census. However, "custom trades" and "services incidental to transportation," which are no longer included in the standard classification of the service trades, are not covered by the 1948 Census. In a number of localities, these exclusions as well as

other changes in the standard classification may have a considerable effect in comparing 1948 with 1939 data, particularly with respect to establishment count.

Establishment definition.—For Census purposes, a business establishment is defined to include only enterprises conducted from a recognizable place of business, provided that the annual sales were in excess of \$5,000 for a wholesale trade establishment and \$500 for establishments in other trades. A detailed analysis of coverage will be provided in future Census of Business publications.

"Number of establishments" is the number of separate business locations, rather than the number of business companies or organizations, since the Census figures represent information reported separately for each business location or establishment. The establishment count reflects the number of places in business at the end of 1948 excluding administrative and executive offices of multiunit organizations, and "chain store" warehouses.

Sales and receipts.—"1948 sales and receipts" represents sales of merchandise and receipts from repairs and other services to customers. The figures reflect deductions for returned goods and allowances, but not for trade-in allowances; they exclude sales and excise taxes collected from customers and paid directly to any taxing agency.

Proprietors.—"Active proprietors..." represents owners and partners of unincorporated businesses who devoted the major portion of their time to the business in November 1948.

Employment.—"Number of paid employees..." represents all employees on the pay roll for the pay period ending nearest November 15, 1948. "Full workweek" employees, whether regular or seasonal, are those who in the November 15 pay period were paid for working at least the number of hours typically worked in a week by employees of the reporting establishment.

1948 CENSUS OF BUSINESS

U. S. DEPARTMENT OF COMMERCE
BUREAU OF THE CENSUS

RETAIL, WHOLESALE, SERVICE TRADES

PRELIMINARY

For Release May 15, 1950

Release Series BC-1P-34-030

GUERNSEY COUNTY, OHIO

Retail, wholesale, and service establishments located in Guernsey County, Ohio, showed a substantial expansion in dollar volume of trade from 1939 to 1948 according to preliminary figures from the 1948 Census of Business released today by the Bureau of the Census, U. S. Department of Commerce.

Retail sales in the county during 1948 aggregated \$26.6 million, an increase of 196 percent over the \$9.0 million in 1939, when the preceding Census of Business was taken. Wholesale sales in the county reached a total of \$12.3 million in 1948 as compared with \$4.0 million in 1939. The service trades included in the Census of Business recorded receipts totaling \$815,000 in 1948 compared with \$407,000 in 1939.

Employment in the county also rose over the 9-year period between 1939 and 1948 for the above trades. Establishments in these trades reported a combined total of 1,978 paid employees for the workweek ended nearest November 15, 1948. This compared with a total of 1,315 employees reported for the week of November 15, 1939.

These preliminary figures have been derived from a Census report on Guernsey County, Ohio, which also includes data for the city of Cambridge. Final figures, superseding the preliminary data for Guernsey County, will be included in a Bulletin for the State of Ohio to be issued in several months. Similar data will be made available this year in preliminary and final form for each of the counties and States. A single copy of the preliminary release for Guernsey County as well as an order blank for other area releases may be obtained by writing to the Bureau of the Census, Washington 25, D. C.

Table 1.—CENSUS OF BUSINESS PRELIMINARY RESULTS FOR 1948, BY TRADE GROUP

GUERNSEY COUNTY, OHIO

Trade group and kind of business	Number of establishments	1948 sales and receipts (Thousand dollars)	Active proprietors of unincorporated businesses Nov. 1948	Paid employees, workweek ended nearest Nov. 15, 1948	
				Total employees ¹	Full workweek employees
RETAIL TRADE, total	488	26,563	468	1,558	1,236
Food group.....	149	6,285	154	213	151
Eating and drinking places.....	78	1,999	82	245	201
General merchandise group, general stores.....	25	3,590	16	343	213
Apparel group.....	22	1,612	14	112	77
Furniture-home furnishings-appliance group.....	29	1,523	23	68	66
Automotive group.....	33	4,611	33	223	219
Gasoline service stations.....	65	1,956	69	82	69
Lumber-building-hardware group.....	35	2,261	29	132	116
Drug and proprietary stores.....	9	501	8	30	27
All other retail stores.....	43	2,225	40	110	97
WHOLESALE TRADE, total	29	12,268	19	289	x
Merchant wholesalers.....	14	4,518	10	174	x
Other types of wholesale.....	15	7,750	9	115	x
SELECTED SERVICE TRADES,²/total	109	815	111	131	117
Personal services.....	69	542	68	111	101
Business services.....	5	55	4	7	4
Automotive repairs and services.....	25	175	27	10	10
Other repair services.....	10	43	12	3	2
HOTELS		Data withheld to avoid disclosure			
TOURIST COURTS AND CAMPS	8	44	9	4	2

x Not available.

¹/ Includes employees paid for less than the full workweek.

²/ See General Description on last page for changes from the 1939 Census of Business in the coverage of Service Trades.

Table 2.—CENSUS OF BUSINESS PRELIMINARY RESULTS FOR 1948 FOR CITIES OF 2,500 INHABITANTS OR MORE
GUERNSEY COUNTY, OHIO

(Data omitted for trade groups where necessary to avoid disclosure)

City and trade group ¹	Number of establishments	1948 sales and receipts (Thousand dollars)	Active proprietors of unincorporated businesses Nov. 1948	Paid employees, workweek ended nearest Nov. 15, 1948	
				Total employees ²	Full workweek employees
Cambridge:					
Retail trade.....	251	20,455	232	1,289	1,038
Selected service trades.....	78	648	77	124	113
Hotels.....	6	303	6	78	77
Remainder of county:					
Retail trade.....	237	6,108	236	269	198
Selected service trades.....	31	167	34	7	4

1/ See General Description on this page for changes from the 1939 Census of Business in the coverage of Service Trades.

2/ Includes employees paid for less than the full workweek.

GENERAL DESCRIPTION OF PRELIMINARY RELEASES FOR THE 1948 CENSUS OF BUSINESS

This series of releases, of which one is planned for each county in the United States, presents preliminary results of the 1948 Census of Business. The information is based on reports submitted by business establishments for that Census. The figures shown are preliminary, and are subject to revision in the final Census publications, but the changes are expected to be relatively minor with respect to coverage. The final Census figures will be issued in a series of Business Census bulletins which will show additional detailed kind-of-business information for all places where there are a sufficient number of establishments.

The 1948 Census of Business was taken under the provision of the Act of June 19, 1948, which provides that the Business Census be taken for 1948 and for each fifth year thereafter. Previous Business Censuses were taken for the years 1929, 1933, 1935, and 1939.

Scope of the Census.—The 1948 Census of Business covered all establishments in the following trades, as defined by the Standard Industrial Classification Manual, May 1940 issue, of the Executive Office of the President: all retail trades; all wholesale trades; all service trades in the following four groups—personal services, business services, automobile repairs and services, and miscellaneous repair services; hotels; tourist courts and camps; and amusements, including motion picture theaters. Some important services not covered are radio broadcasting and television, medical and health, legal, educational, nonprofit, accounting, and domestic services.

This coverage is similar to that of the 1939 Business Census. However, "custom trades" and "services incidental to transportation," which are no longer included in the standard classification of the service trades, are not covered by the 1948 Census. In a number of localities, these exclusions as well as

other changes in the standard classification may have a considerable effect in comparing 1948 with 1939 data, particularly with respect to establishment count.

Establishment definition.—For Census purposes, a business establishment is defined to include only enterprises conducted from a recognizable place of business, provided that the annual sales were in excess of \$5,000 for a wholesale trade establishment and \$500 for establishments in other trades. A detailed analysis of coverage will be provided in future Census of Business publications.

"Number of establishments" is the number of separate business locations, rather than the number of business companies or organizations, since the Census figures represent information reported separately for each business location or establishment. The establishment count reflects the number of places in business at the end of 1948 excluding administrative and executive offices of multiunit organizations, and "chain store" warehouses.

Sales and receipts.—"1948 sales and receipts" represents sales of merchandise and receipts from repairs and other services to customers. The figures reflect deductions for returned goods and allowances, but not for trade-in allowances; they exclude sales and excise taxes collected from customers and paid directly to any taxing agency.

Proprietors.—"Active proprietors..." represents owners and partners of unincorporated businesses who devoted the major portion of their time to the business in November 1948.

Employment.—"Number of paid employees..." represents all employees on the pay roll for the pay period ending nearest November 15, 1948. "Full workweek" employees, whether regular or seasonal, are those who in the November 15 pay period were paid for working at least the number of hours typically worked in a week by employees of the reporting establishment.

1948 CENSUS OF BUSINESS

RETAIL, WHOLESALE, SERVICE TRADES

U. S. DEPARTMENT OF COMMERCE
BUREAU OF THE CENSUS

PRELIMINARY

For Release May 29, 1950

Release Series BC-1P-34-031

HAMILTON COUNTY, OHIO

Retail, wholesale, and service establishments located in Hamilton County, Ohio, showed a substantial expansion in dollar volume of trade from 1939 to 1948 according to preliminary figures from the 1948 Census of Business released today by the Bureau of the Census, U. S. Department of Commerce.

Retail sales in the county during 1948 aggregated \$752,400,000, an increase of 174 percent over the \$275,000,000 sales in 1939, when the preceding Census of Business was taken. Wholesale sales volume in the county showed a 234 percent rise over the same period, reaching a total of \$2,251,300,000 in 1948 as compared with \$673,600,000 in 1939. The service trades included in the Census of Business reported receipts totaling \$58,700,000 in 1948 compared with \$22,900,000 in 1939. Amusement businesses in the county recorded receipts of \$19,800,000 in 1948. No comparable figure for 1939 is available.

Employment in the county also rose over the 9-year period between 1939 and 1948 for the trades covered by the Census of Business. Retail trade establishments reported 45,192 paid employees for the workweek ended nearest November 15, 1948. Of these, 37,192 worked the full week, and the remainder part of the week. The comparable total and full workweek figures for 1939 were 33,426 and 27,906. Wholesale trade establishments reported a total of 22,581 full- and part-week employees for the week of November 15, 1948, compared with 15,361 for the same week in 1939. For the selected service trades, November 15, 1948, paid employees numbered 10,258; the comparable figure for 1939, adjusted for change in scope between the two Censuses, was 7,314.

These preliminary figures have been derived from a Census report on Hamilton County, Ohio. The report also contains data for the cities of Chevoit, Cincinnati, Deer Park, Elmwood Place, Lockland, Mount Healthy, North College Hill, Norwood, Reading, St. Bernard, Silverton, and Wyoming.

Final figures, superseding the preliminary data for Hamilton County, will be included in a Bulletin for the State of Ohio to be issued in several months. Similar data will be made available this year in preliminary and final form for each of the counties and States. A single copy of the preliminary release for Hamilton County as well as an order blank for other area releases may be obtained by writing to the Bureau of the Census, Washington 25, D. C.

91896

Table 1.—CENSUS OF BUSINESS PRELIMINARY RESULTS FOR 1948, BY TRADE GROUP
HAMILTON COUNTY, OHIO

Trade group and kind of business	Number of establishments	1948 sales and receipts (Thousand dollars)	Active proprietors of unincorporated businesses Nov. 1948	Paid employees, workweek ended nearest Nov. 15, 1948	
				Total employees ¹	Full workweek employees
RETAIL TRADE, total.....	8,309	752,351	7,787	45,192	37,192
Food group.....	2,723	183,684	2,659	6,770	4,923
Eating and drinking places.....	1,819	73,114	1,852	9,694	8,356
General merchandise grp, general stores.	204	122,146	167	10,746	8,297
Apparel group.....	599	59,464	478	3,895	3,191
Furniture-home furnishgs-appliance grp.	379	36,888	334	2,351	2,212
Automotive group.....	302	108,641	228	3,082	2,976
Gasoline service stations.....	618	29,653	625	1,264	1,008
Lumber-building-hardware group.....	295	42,258	242	2,008	1,870
Drug and proprietary stores.....	348	22,844	301	1,887	1,312
All other retail stores.....	1,022	73,659	901	3,495	3,047
WHOLESALE TRADE, total.....	1,833	2,251,331	1,095	22,581	x
Merchant wholesalers, total.....	1,104	753,143	815	14,136	x
Groceries, foods.....	206	136,160	223	2,501	x
Dry goods, apparel.....	77	29,326	83	646	x
Hardware, elec'l, plum'g and heat'g.	104	66,843	50	1,951	x
Mach'y, equip't, industrial supplies.	211	52,662	143	1,871	x
Automotive parts, accessories.....	74	23,044	50	1,048	x
All other merchant wholesalers.....	432	445,108	266	6,119	x
Manufact'rs' sales branches, offices...	390	1,014,123	2	6,898	x
Petroleum bulk plants, terminals.....	29	42,392	12	673	x
Agents, brokers (merchandise).....	302	436,294	258	856	x
Assemblers of farm products.....	8	5,379	8	18	x
SELECTED SERVICE TRADES, ^{2/} total.....	2,957	58,732	2,871	10,258	9,064
Personal services.....	1,949	31,565	1,898	6,401	5,774
Business services.....	245	12,492	209	2,091	1,713
Automotive repairs and services.....	397	8,856	391	1,071	951
Other repair services.....	366	5,819	373	695	626
HOTELS.....					Data withheld to avoid disclosure.
TOURIST COURTS AND CAMPS.....	23	214	23	20	19
AMUSEMENTS.....	379	19,797	266	2,712	x

x Not available.

^{1/} Includes employees paid for less than the full workweek.

^{2/} See General Description on last page for changes from the 1939 Census of Business in the coverage of Service Trades.

Table 2.—CENSUS OF BUSINESS PRELIMINARY RESULTS FOR 1948 FOR CITIES OF 2,500 INHABITANTS OR MORE

HAMILTON COUNTY, OHIO

(Data omitted for trade groups where necessary to avoid disclosure)

City and trade group ¹	Number of establishments	1948 sales and receipts (Thousand dollars)	Active proprietors of unincorporated businesses Nov. 1948	Paid employees, workweek ended nearest Nov. 15, 1948	
				Total employees ²	Full workweek employees
Chevoit:					
Retail trade.....	116	8,745	107	497	364
Selected service trades....	32	385	31	42	31
Cincinnati:					
Retail trade.....	6,357	615,558	5,853	38,435	31,921
Wholesale trade.....	1,655	2,105,563	981	20,343	x
Selected service trades....	2,387	52,386	2,285	9,321	8,277
Hotels.....	51	16,315	30	3,946	3,540
Amusements.....	322	17,024	222	2,263	x
Deer Park:					
Retail trade.....	44	2,939	53	189	160
Selected service trades....	15	145	15	22	14
Elmwood Place:					
Retail trade.....	81	4,639	83	240	187
Selected service trades....	17	116	16	13	9
Lockland:					
Retail trade.....	110	10,272	109	439	352
Selected service trades....	39	431	36	57	52
Mount Healthy:					
Retail trade.....	42	3,147	45	164	122
Selected service trades....	20	150	23	17	14
North College Hill:					
Retail trade.....	55	3,107	60	149	96
Norwood:					
Retail trade.....	416	37,275	362	1,961	1,604
Wholesale trade.....	31	62,596	12	641	x
Selected service trades....	150	2,408	151	409	363
Amusements.....	8	505	6	119	x
Reading:					
Retail trade.....	110	12,344	109	508	406
Selected service trades....	26	302	29	43	21
St. Bernard:					
Retail trade.....	88	5,761	96	308	214
Wholesale trade.....	9	3,478	1	116	x
Selected service trades....	25	312	25	32	30

Continued

Table 2.—CENSUS OF BUSINESS PRELIMINARY RESULTS FOR 1948 FOR CITIES OF 2,500 INHABITANTS OR MORE

HAMILTON COUNTY, OHIO

(Data omitted for trade groups where necessary to avoid disclosure)

City and trade group ¹	Number of establishments	1948 sales and receipts (Thousand dollars)	Active proprietors of unincorporated businesses Nov. 1948	Paid employees, workweek ended nearest Nov. 15, 1948	
				Total employees ²	Full workweek employees
Silverton:					
Retail trade.....	69	3,907	69	259	202
Selected service trades..	20	220	20	36	33
Wyoming:					
Retail trade.....	24	1,757	26	77	69
Selected service trades..	11	152	13	23	17
Remainder of county: 3/					
Retail trade.....	797	42,900	815	1,966	1,495
Wholesale trade.....	129	77,594	97	1,395	x
Selected service trades..	195	1,653	205	235	199
Amusements.....	27	1,461	20	138	x

x Not available.

1/ See General Description on this page for changes from the 1939 Census of Business in the coverage of Service Trades.

2/ Includes employees paid for less than the full workweek.

3/ Includes figures for establishments, other than wholesale, not located in cities of 2,500 inhabitants or more, and wholesale establishments not located in cities of 5,000 inhabitants or more.

GENERAL DESCRIPTION OF PRELIMINARY RELEASES FOR THE 1948 CENSUS OF BUSINESS

This series of releases, of which one is planned for each county in the United States, presents preliminary results of the 1948 Census of Business. The information is based on reports submitted by business establishments for that Census. The figures shown are preliminary, and are subject to revision in the final Census publications, but the changes are expected to be relatively minor with respect to coverage. The final Census figures will be issued in a series of Business Census bulletins which will show additional detailed kind-of-business information for all places where there are a sufficient number of establishments.

The 1948 Census of Business was taken under the provision of the Act of June 19, 1948, which provides that the Business Census be taken for 1948 and for each fifth year thereafter. Previous Business Censuses were taken for the years 1929, 1938, 1939, and 1939.

Scope of the Census.—The 1948 Census of Business covered all establishments in the following trades, as defined by the Standard Industrial Classification Manual, May 1949 issue, of the Executive Office of the President: all retail trades; all wholesale trades; all service trades in the following four groups—personal services, business services, automobile repairs and services, and miscellaneous repair services; hotels; tourist courts and camps; and amusements, including motion picture theaters. Some important services not covered are radio broadcasting and television, medical and health, legal, educational, nonprofit, accounting, and domestic services.

This coverage is similar to that of the 1939 Business Census. However, "custom trades" and "services incidental to transportation," which are no longer included in the standard classification of the service trades, are not covered by the 1948 Census. In a number of localities, these exclusions as well as

other changes in the standard classification may have a considerable effect in comparing 1948 with 1939 data, particularly with respect to establishment count.

Establishment definition.—For Census purposes, a business establishment is defined to include only enterprises conducted from a recognizable place of business, provided that the annual sales were in excess of \$5,000 for a wholesale trade establishment and \$500 for establishments in other trades. A detailed analysis of coverage will be provided in future Censuses of Business publications.

"Number of establishments" is the number of separate business locations, rather than the number of business companies or organizations, since the Census figures represent information reported separately for each business location or establishment. The establishment count reflects the number of places in business at the end of 1948 excluding administrative and executive offices of multinational organizations, and "chain store" warehouses.

Sales and receipts.—"1948 sales and receipts" represents sales of merchandise and receipts from repairs and other services to customers. The figures reflect deductions for returned goods and allowances, but not for trade-in allowances; they exclude sales and excise taxes collected from customers and paid directly to any taxing agency.

Proprietors.—"Active proprietors..." represents owners and partners of unincorporated businesses who devoted the major portion of their time to the business in November 1948.

Employment.—"Number of paid employees..." represents all employees on the pay roll for the pay period ending nearest November 15, 1948. "Full workweek" employees, whether regular or seasonal, are those who in the November 15 pay period were paid for working at least the number of hours typically worked in a week by employees of the reporting establishment.

1948 CENSUS OF BUSINESS

U. S. DEPARTMENT OF COMMERCE
BUREAU OF THE CENSUS

RETAIL, WHOLESALE, SERVICE TRADES

PRELIMINARY

For Release May 15, 1950

Release Series BC-1P-34-032

HANCOCK COUNTY, OHIO

Retail, wholesale, and service establishments located in Hancock County, Ohio, showed a substantial expansion in dollar volume of trade from 1939 to 1948 according to preliminary figures from the 1948 Census of Business released today by the Bureau of the Census, U. S. Department of Commerce.

Retail sales in the county during 1948 aggregated \$41.4 million, an increase of 237 percent over the \$12.3 million in 1939, when the preceding Census of Business was taken. Wholesale sales in the county reached a total of \$44.8 million in 1948 as compared with \$9.4 million in 1939. The service trades included in the Census of Business recorded receipts totaling \$1.6 million in 1948 compared with \$0.6 million in 1939.

Employment in the county also rose over the 9-year period between 1939 and 1948 for the above trades. Establishments in these trades reported a combined total of 3,055 paid employees for the workweek ended nearest November 15, 1948. This compared with a total of 1,934 employees reported for the week of November 15, 1939.

These preliminary figures have been derived from a Census report on Hancock County, Ohio, which also includes data for the city of Findlay and the part of the city of Fostoria located in Hancock County. Final figures, superseding the preliminary data for Hancock County, will be included in a Bulletin for the State of Ohio to be issued in several months. Similar data will be made available this year in preliminary and final form for each of the counties and States. A single copy of the preliminary release for Hancock County as well as an order blank for other area releases may be obtained by writing to the Bureau of the Census, Washington 25, D. C.

Table 1.—CENSUS OF BUSINESS PRELIMINARY RESULTS FOR 1948, BY TRADE GROUP
HANCOCK COUNTY, OHIO

Trade group and kind of business	Number of establishments	1948 sales and receipts (Thousand dollars)	Active proprietors of unincorporated businesses Nov. 1948	Paid employees, workweek ended nearest Nov. 15, 1948	
				Total employees ¹	Full workweek employees
RETAIL TRADE, total.....	524	41,410	505	2,344	1,758
Food group.....	119	9,058	126	391	250
Eating and drinking places.....	77	2,993	93	386	280
General merchandise grp, general stores.....	11	2,341	8	224	136
Apparel group.....	33	2,778	23	218	138
Furniture-home furnishings-appliance grp.....	33	2,354	36	106	96
Automotive group.....	59	8,194	55	265	247
Gasoline service stations.....	56	2,390	61	109	75
Lumber-building-hardware group.....	61	5,545	52	330	287
Drug and proprietary stores.....	11	984	8	93	71
All other retail stores.....	64	4,773	43	222	178
WHOLESALE TRADE, total.....	60	44,769	37	495	x
Merchant wholesalers.....	31	23,379	22	317	x
Assemblers of farm products.....	16	8,144	5	112	x
Other types of wholesale.....	13	13,246	10	66	x
SELECTED SERVICE TRADES, 2/ total.....	148	1,640	150	216	191
Personal services.....	83	912	81	146	128
All other service trades.....	65	728	69	70	63
Amusements.....	16	434	10	76	x

x Not available.

1/ Includes employees paid for less than the full workweek.

2/ See General Description on last page for changes from the 1939 Census of Business in the coverage of Service Trades.

Table 2.—CENSUS OF BUSINESS PRELIMINARY RESULTS FOR 1948 FOR CITIES OF 2,500 INHABITANTS OR MORE

HANCOCK COUNTY, OHIO

(Data omitted for trade groups where necessary to avoid disclosure)

City and trade group ¹	Number of establishments	1948 sales and receipts (Thousand dollars)	Active proprietors of unincorporated businesses Nov. 1948	Paid employees, workweek ended nearest Nov. 15, 1948	
				Total employees ²	Full workweek employees
Findlay:					
Retail trade.....	372	32,402	342	1,958	1,470
Wholesale trade.....	38	12,768	27	321	x
Selected service trades...	108	1,423	107	204	188
Amusements.....	11	407	6	70	x
Fostoria (part):					
Retail trade.....	10	1,922	3	95	82
Amusements.....		Included with "Remainder of county"			
Remainder of county: ^{3/}					
Retail trade.....	142	7,086	160	291	206
Wholesale trade.....	22	32,001	10	174	x
Selected service trades...	40	217	43	12	3
Amusements.....	5	27	4	6	x

x Not available.

1/ See General Description on this page for changes from the 1939 Census of Business in the coverage of Service Trades.

2/ Includes employees paid for less than the full workweek.

3/ Except as indicated above, includes figures for establishments, other than wholesale, not located in cities of 2,500 inhabitants or more, and wholesale establishments not located in cities of 5,000 inhabitants or more.

GENERAL DESCRIPTION OF PRELIMINARY RELEASES FOR THE 1948 CENSUS OF BUSINESS

This series of releases, of which one is planned for each county in the United States, presents preliminary results of the 1948 Census of Business. The information is based on reports submitted by business establishments for that Census. The figures shown are preliminary, and are subject to revision in the final Census publications, but the changes are expected to be relatively minor with respect to coverage. The final Census figures will be issued in a series of Business Census bulletins which will show additional detailed kind-of-business information for all places where there are a sufficient number of establishments.

The 1948 Census of Business was taken under the provision of the Act of June 19, 1948, which provides that the Business Census be taken for 1948 and for each fifth year thereafter. Previous Business Censuses were taken for the years 1929, 1933, 1935, and 1939.

Scope of the Census.—The 1948 Census of Business covered all establishments in the following trades, as defined by the Standard Industrial Classification Manual, May 1949 issue, of the Executive Office of the President: all retail trades; all wholesale trades; all service trades in the following four groups—personal services, business services, automobile repairs and services, and miscellaneous repair services; hotels; tourist courts and camps; and amusements, including motion picture theaters. Some important services not covered are radio broadcasting and television, medical and health, legal, educational, nonprofit, accounting, and domestic services.

This coverage is similar to that of the 1939 Business Census. However, "custom trades" and "services incidental to transportation," which are no longer included in the standard classification of the service trades, are not covered by the 1948 Census. In a number of localities, these exclusions as well as

other changes in the standard classification may have a considerable effect in comparing 1948 with 1939 data, particularly with respect to establishment count.

Establishment definition.—For Census purposes, a business establishment is defined to include only enterprises conducted from a recognizable place of business, provided that the annual sales were in excess of \$5,000 for a wholesale trade establishment and \$500 for establishments in other trades. A detailed analysis of coverage will be provided in future Census of Business publications.

"Number of establishments" is the number of separate business locations, rather than the number of business companies or organizations, since the Census figures represent information reported separately for each business location or establishment. The establishment count reflects the number of places in business at the end of 1948 excluding administrative and executive offices of multiunit organizations, and "chain store" warehouses.

Sales and receipts.—"1948 sales and receipts" represents sales of merchandise and receipts from repairs and other services to customers. The figures reflect deductions for returned goods and allowances, but not for trade-in allowances; they exclude sales and excise taxes collected from customers and paid directly to any taxing agency.

Proprietors.—"Active proprietors..." represents owners and partners of unincorporated businesses who devoted the major portion of their time to the business in November 1948.

Employment.—"Number of paid employees..." represents all employees on the pay roll for the pay period ending nearest November 15, 1948. "Full workweek" employees, whether regular or seasonal, are those who in the November 15 pay period were paid for working at least the number of hours typically worked in a week by employees of the reporting establishment.

1948 CENSUS OF BUSINESS

U. S. DEPARTMENT OF COMMERCE
BUREAU OF THE CENSUS

RETAIL, WHOLESALE, SERVICE TRADES

PRELIMINARY

For Release May 1, 1950

Release Series BC-1P-34-033

HARDIN COUNTY, OHIO

Retail, wholesale, and service establishments located in Hardin County, Ohio, showed a substantial expansion in dollar volume of trade from 1939 to 1948 according to preliminary figures from the 1948 Census of Business released today by the Bureau of the Census, U. S. Department of Commerce.

Retail sales in the county during 1948 aggregated \$20.8 million, an increase of 215 percent over the \$6.6 million in 1939, when the preceding Census of Business was taken. Wholesale sales in the county reached a total of \$16.0 million in 1948 as compared with \$3.8 million in 1939. The service trades included in the Census of Business recorded receipts totaling \$778,000 in 1948 compared with \$279,000 in 1939.

Employment in the county also rose over the 9-year period between 1939 and 1948 for the above trades. Establishments in these trades reported a combined total of 1,373 paid employees for the workweek ended nearest November 15, 1948. This compared with a total of 879 employees reported for the week of November 15, 1939.

These preliminary figures have been derived from a Census report on Hardin County, Ohio, which also includes data for the city of Kenton. Final figures, superseding the preliminary data for Hardin County, will be included in a Bulletin for the State of Ohio to be issued in several months. Similar data will be made available this year in preliminary and final form for each of the counties and States. A single copy of the preliminary release for Hardin County as well as an order blank for other area releases may be obtained by writing to the Bureau of the Census, Washington 25, D. C.

Table 1.—CENSUS OF BUSINESS PRELIMINARY RESULTS FOR 1948, BY TRADE GROUP

HARDIN COUNTY, OHIO

Trade group and kind of business	Number of establishments	1948 sales and receipts (Thousand dollars)	Active proprietors of unincorporated businesses Nov. 1948	Paid employees, workweek ended nearest Nov. 15, 1948	
				Total employees ¹	Full workweek employees
RETAIL TRADE, total.....	407	20,822	413	1,077	825
Food group.....	94	4,987	92	186	122
Eating and drinking places.....	63	1,327	70	179	135
General merchandise grp, general stores.....	14	897	11	104	69
Apparel group.....	24	1,118	21	70	47
Furniture-home furnishings-appliance grp.....	22	1,060	23	49	40
Automotive group.....	41	3,726	41	132	128
Gasoline service stations.....	41	1,446	48	69	56
Lumber-building-hardware group.....	50	3,556	48	164	141
Drug and proprietary stores.....	10	585	11	40	26
All other retail stores.....	48	2,120	48	84	61
WHOLESALE TRADE, total.....	40	16,038	34	198	x
Merchant wholesalers.....	13	1,634	16	58	x
Other types of wholesale.....	27	14,404	18	140	x
SELECTED SERVICE TRADES, ² total.....	111	778	124	98	87
Personal services.....	66	478	74	76	67
All other service trades.....	45	300	50	22	20

x Not available.

1/ Includes employees paid for less than the full workweek.

2/ See General Description on last page for changes from the 1939 Census of Business in the coverage of Service Trades.

Table 2.—CENSUS OF BUSINESS PRELIMINARY RESULTS FOR 1948 FOR CITIES OF 2,500 INHABITANTS OR MORE
HARDIN COUNTY, OHIO

(Data omitted for trade groups where necessary to avoid disclosure)

City and trade group ¹	Number of establishments	1948 sales and receipts (Thousand dollars)	Active proprietors of unincorporated businesses Nov. 1948	Paid employees, workweek ended nearest Nov. 15, 1948	
				Total employees ²	Full workweek employees
Kenton:					
Retail trade.....	174	12,269	173	674	544
Wholesale trade.....	16	10,800	15	106	x
Selected service trades....	51	422	58	58	50
Remainder of county:					
Retail trade.....	233	8,553	240	403	281
Wholesale trade.....	24	5,238	19	92	x
Selected service trades....	60	356	66	40	37

x Not available.

1/ See General Description on this page for changes from the 1939 Census of Business in the coverage of Service Trades.

2/ Includes employees paid for less than the full workweek.

GENERAL DESCRIPTION OF PRELIMINARY RELEASES FOR THE 1948 CENSUS OF BUSINESS

This series of releases, of which one is planned for each county in the United States, presents preliminary results of the 1948 Census of Business. The information is based on reports submitted by business establishments for that Census. The figures shown are preliminary, and are subject to revision in the final Census publications, but the changes are expected to be relatively minor with respect to coverage. The final Census figures will be issued in a series of Business Census bulletins which will show additional detailed kind-of-business information for all places where there are a sufficient number of establishments.

The 1948 Census of Business was taken under the provision of the Act of June 19, 1948, which provides that the Business Census be taken for 1948 and for each fifth year thereafter. Previous Business Censuses were taken for the years 1929, 1933, 1935, and 1939.

Scope of the Census.—The 1948 Census of Business covered all establishments in the following trades, as defined by the Standard Industrial Classification Manual, May 1949 issue, of the Executive Office of the President: all retail trades; all wholesale trades; all service trades in the following four groups—personal services, business services, automobile repairs and services, and miscellaneous repair services; hotels; tourist courts and camps; and amusements, including motion picture theaters. Some important services not covered are radio broadcasting and television, medical and health, legal, educational, nonprofit, accounting, and domestic services.

This coverage is similar to that of the 1939 Business Census. However, "custom trades" and "services incidental to transportation," which are no longer included in the standard classification of the service trades, are not covered by the 1948 Census. In a number of localities, these exclusions as well as

other changes in the standard classification may have a considerable effect in comparing 1948 with 1939 data, particularly with respect to establishment count.

Establishment definition.—For Census purposes, a business establishment is defined to include only enterprises conducted from a recognizable place of business, provided that the annual sales were in excess of \$5,000 for a wholesale trade establishment and \$500 for establishments in other trades. A detailed analysis of coverage will be provided in future Census of Business publications.

"Number of establishments" is the number of separate business locations, rather than the number of business companies or organizations, since the Census figures represent information reported separately for each business location or establishment. The establishment count reflects the number of places in business at the end of 1948 excluding administrative and executive offices of multiunit organizations, and "chain store" warehouses.

Sales and receipts.—"1948 sales and receipts" represents sales of merchandise and receipts from repairs and other services to customers. The figures reflect deductions for returned goods and allowances, but not for trade-in allowances; they exclude sales and excise taxes collected from customers and paid directly to any taxing agency.

Proprietors.—"Active proprietors..." represents owners and partners of unincorporated businesses who devoted the major portion of their time to the business in November 1948.

Employment.—"Number of paid employees..." represents all employees on the pay roll for the pay period ending nearest November 15, 1948. "Full workweek" employees, whether regular or seasonal, are those who in the November 15 pay period were paid for working at least the number of hours typically worked in a week by employees of the reporting establishment.

1948 CENSUS OF BUSINESS

U. S. DEPARTMENT OF COMMERCE
BUREAU OF THE CENSUS

RETAIL, WHOLESALE, SERVICE TRADES

PRELIMINARY

For Release May 15, 1950

Release Series BC-1P-34-034

HARRISON COUNTY, OHIO

Retail, wholesale, and service establishments located in Harrison County, Ohio, showed a substantial expansion in dollar volume of trade from 1939 to 1948 according to preliminary figures from the 1948 Census of Business released today by the Bureau of the Census, U. S. Department of Commerce.

Retail sales in the county during 1948 aggregated \$11.4 million, an increase of 226 percent over the \$3.5 million in 1939, when the preceding Census of Business was taken. Wholesale sales in the county reached a total of \$3.3 million in 1948 as compared with \$1.5 million in 1939. The service trades included in the Census of Business recorded receipts totaling \$309,000 in 1948 compared with \$123,000 in 1939.

Employment in the county also rose over the 9-year period between 1939 and 1948 for the above trades. Establishments in these trades reported a combined total of 589 paid employees for the workweek ended nearest November 15, 1948. This compared with a total of 370 employees reported for the week of November 15, 1939.

These preliminary figures have been derived from a Census report on Harrison County, Ohio, which also includes data for the city of Cadiz. Final figures, superseding the preliminary data for Harrison County, will be included in a Bulletin for the State of Ohio to be issued in several months. Similar data will be made available this year in preliminary and final form for each of the counties and States. A single copy of the preliminary release for Harrison County as well as an order blank for other area releases may be obtained by writing to the Bureau of the Census, Washington 25, D. C.

Table 1.—CENSUS OF BUSINESS PRELIMINARY RESULTS FOR 1948, BY TRADE GROUP

HARRISON COUNTY, OHIO

Trade group and kind of business	Number of establishments	1948 sales and receipts (Thousand dollars)	Active proprietors of unincorporated businesses Nov. 1948	Paid employees, workweek ended nearest Nov. 15, 1948	
				Total employees ¹	Full workweek employees
RETAIL TRADE, total.....	249	11,386	248	504	421
Food group.....	65	3,997	57	138	116
Eating and drinking places.....	37	741	41	86	72
General merchandise grp., general stores.....	15	734	13	48	39
Apparel group.....	12	486	9	34	23
Furniture-home furnishings-appliance grp.....	13	268	10	11	6
Automotive group.....	14	1,869	16	71	69
Gasoline service stations.....	39	985	41	33	27
Lumber-building-hardware group.....	27	1,491	29	53	47
Drug and proprietary stores.....	5	169	5	9	8
All other retail stores.....	22	646	27	21	14
WHOLESALE TRADE.....	7	3,308	9	52	x
SELECTED SERVICE TRADES, ^{2/} total.....	57	309	57	33	28
Personal services.....	36	173	36	19	17
All other service trades.....	21	136	21	14	11
AMUSEMENTS.....	7	50	7	9	x

x Not available.

^{1/} Includes employees paid for less than the full workweek.

^{2/} See General Description on last page for changes from the 1939 Census of Business in the coverage of Service Trades.

Table 2.—CENSUS OF BUSINESS PRELIMINARY RESULTS FOR 1948 FOR CITIES OF 2,500 INHABITANTS OR MORE

HARRISON COUNTY, OHIO

(Data omitted for trade groups where necessary to avoid disclosure)

City and trade group ¹	Number of establishments	1948 sales and receipts (Thousand dollars)	Active proprietors of unincorporated businesses Nov. 1948	Paid employees, workweek ended nearest Nov. 15, 1948	
				Total employees ²	Full workweek employees
Cadiz:					
Retail trade.....	71	5,330	60	289	246
Selected service trades....	26	190	26	29	25
Remainder of county:					
Retail trade.....	178	6,056	188	215	175
Selected service trades....	31	119	31	4	3

- 1/ See General Description on this page for changes from the 1939 Census of Business in the coverage of Service Trades.
- 2/ Includes employees paid for less than the full workweek.

GENERAL DESCRIPTION OF PRELIMINARY RELEASES FOR THE 1948 CENSUS OF BUSINESS

This series of releases, of which one is planned for each county in the United States, presents preliminary results of the 1948 Census of Business. The information is based on reports submitted by business establishments for that Census. The figures shown are preliminary, and are subject to revision in the final Census publications, but the changes are expected to be relatively minor with respect to coverage. The final Census figures will be issued in a series of Business Census bulletins which will show additional detailed kind-of-business information for all places where there are a sufficient number of establishments.

The 1948 Census of Business was taken under the provision of the Act of June 19, 1948, which provides that the Business Censuses be taken for 1948 and for each fifth year thereafter. Previous Business Censuses were taken for the years 1929, 1933, 1935, and 1939.

Scope of the Census.—The 1948 Census of Business covered all establishments in the following trades, as defined by the Standard Industrial Classification Manual, May 1949 issue, of the Executive Office of the President: all retail trades; all wholesale trades; all service trades in the following four groups—personal services, business services, automobile repairs and services, and miscellaneous repair services; hotels; tourist courts and camps; and amusements, including motion picture theaters. Some important services not covered are radio broadcasting and television, medical and health, legal, educational, nonprofit, accounting, and domestic services.

This coverage is similar to that of the 1939 Business Census. However, "custom trades" and "services incidental to transportation," which are no longer included in the standard classification of the service trades, are not covered by the 1948 Censuses. In a number of localities, these exclusions as well as

other changes in the standard classification may have a considerable effect in comparing 1948 with 1939 data, particularly with respect to establishment count.

Establishment definition.—For Census purposes, a business establishment is defined to include only enterprises conducted from a recognizable place of business, provided that the annual sales were in excess of \$5,000 for a wholesale trade establishment and \$500 for establishments in other trades. A detailed analysis of coverage will be provided in future Census of Business publications.

"Number of establishments" is the number of separate business locations, rather than the number of business companies or organizations, since the Census figures represent information reported separately for each business location or establishment. The establishment count reflects the number of places in business at the end of 1948 excluding administrative and executive offices of multiunit organizations, and "chain store" warehouses.

Sales and receipts.—"1948 sales and receipts" represents sales of merchandise and receipts from repairs and other services to customers. The figures reflect deductions for returned goods and allowances, but not for trade-in allowances; they exclude sales and excise taxes collected from customers and paid directly to any taxing agency.

Proprietors.—"Active proprietors..." represents owners and partners of unincorporated businesses who devoted the major portion of their time to the business in November 1948.

Employment.—"Number of paid employees..." represents all employees on the pay roll for the pay period ending nearest November 15, 1948. "Full workweek" employees, whether regular or seasonal, are those who in the November 15 pay period were paid for working at least the number of hours typically worked in a week by employees of the reporting establishment.

1948 CENSUS OF BUSINESS

RETAIL, WHOLESALE, SERVICE TRADES

U. S. DEPARTMENT OF COMMERCE
BUREAU OF THE CENSUS

PRELIMINARY

For Release May 1, 1950

Release Series BC-1P-34-035

HENRY COUNTY, OHIO

Retail, wholesale, and service establishments located in Henry County, Ohio, showed a substantial expansion in dollar volume of trade from 1939 to 1948 according to preliminary figures from the 1948 Census of Business released today by the Bureau of the Census, U. S. Department of Commerce.

Retail sales in the county during 1948 aggregated \$20.2 million, an increase of 242 percent over the \$5.9 million in 1939, when the preceding Census of Business was taken. Wholesale sales in the county reached a total of \$21.8 million in 1948 as compared with \$5.0 million in 1939. The service trades included in the Census of Business recorded receipts totaling \$564,000 in 1948 compared with \$211,000 in 1939.

Employment in the county also rose over the 9-year period between 1939 and 1948 for the above trades. Establishments in these trades reported a combined total of 1,308 paid employees for the workweek ended nearest November 15, 1948. This compared with a total of 761 employees reported for the week of November 15, 1939.

These preliminary figures have been derived from a Census report on Henry County, Ohio, which also includes data for the city of Napoleon. Final figures, superseding the preliminary data for Henry County, will be included in a Bulletin for the State of Ohio to be issued in several months. Similar data will be made available this year in preliminary and final form for each of the counties and States. A single copy of the preliminary release for Henry County as well as an order blank for other area releases may be obtained by writing to the Bureau of the Census, Washington 25, D. C.

Table 1.—CENSUS OF BUSINESS PRELIMINARY RESULTS FOR 1948, BY TRADE GROUP

HENRY COUNTY, OHIO

Trade group and kind of business	Number of establishments	1948 sales and receipts (Thousand dollars)	Active proprietors of unincorporated businesses Nov. 1948	Paid employees, workweek ended nearest Nov. 15, 1948	
				Total employees ¹	Full workweek employees
RETAIL TRADE, total.....	327	20,247	333	917	706
Food group.....	61	4,163	61	142	97
Eating and drinking places.....	57	1,451	69	165	122
General merchandise grp, general stores	17	1,198	12	121	80
Apparel group.....	13	515	13	29	16
Furniture-home furnishgs-appliance grp	20	832	23	36	25
Automotive group.....	30	3,217	27	114	103
Gasoline service stations.....	48	1,451	55	52	40
Lumber-building-hardware group.....	50	4,575	46	170	157
Drug and proprietary stores.....	7	446	8	23	17
All other retail stores.....	24	2,399	19	65	49
WHOLESALE TRADE, total.....	47	21,806	27	324	x
Merchant wholesalers.....	14	5,473	11	116	x
Other types of wholesale.....	33	16,333	16	208	x
SELECTED SERVICE TRADES, ² /total.....	78	564	92	67	50
Personal services.....	50	338	58	43	29
All other service trades.....	28	226	34	24	21
AMUSEMENTS.....	10	170	7	48	x

x Not available.

¹/ Includes employees paid for less than the full workweek.

²/ See General Description on last page for changes from the 1939 Census of Business in the coverage of Service Trades.

Table 2.—CENSUS OF BUSINESS PRELIMINARY RESULTS FOR 1948 FOR CITIES OF 2,500 INHABITANTS OR MORE

HENRY COUNTY, OHIO

(Data omitted for trade groups where necessary to avoid disclosure)

City and trade group ¹	Number of establishments	1948 sales and receipts (Thousand dollars)	Active proprietors of unincorporated businesses Nov. 1948	Paid employees, workweek ended nearest Nov. 15, 1948	
				Total employees ²	Full workweek employees
Napoleon:					
Retail trade.....	114	10,560	111	483	391
Selected service trades...	32	346	40	55	45
Remainder of county:					
Retail trade.....	213	9,687	222	434	315
Selected service trades...	46	218	52	12	5

1/ See General Description on this page for changes from the 1939 Census of Business in the coverage of Service Trades.

2/ Includes employees paid for less than the full workweek.

GENERAL DESCRIPTION OF PRELIMINARY RELEASES FOR THE 1948 CENSUS OF BUSINESS

This series of releases, of which one is planned for each county in the United States, presents preliminary results of the 1948 Census of Business. The information is based on reports submitted by business establishments for that Census. The figures shown are preliminary, and are subject to revision in the final Census publications, but the changes are expected to be relatively minor with respect to coverage. The final Census figures will be issued in a series of Business Census bulletins which will show additional detailed kind-of-business information for all places where there are a sufficient number of establishments.

The 1948 Census of Business was taken under the provision of the Act of June 19, 1948, which provides that the Business Census be taken for 1948 and for each fifth year thereafter. Previous Business Censuses were taken for the years 1929, 1933, 1935, and 1939.

Scope of the Census.—The 1948 Census of Business covered all establishments in the following trades, as defined by the Standard Industrial Classification Manual, May 1949 issue, of the Executive Office of the President: all retail trades; all wholesale trades; all service trades in the following four groups—personal services, business services, automobile repairs and services, and miscellaneous repair services; hotels; tourist courts and camps; and amusements, including motion picture theaters. Some important services not covered are radio broadcasting and television, medical and health, legal, educational, nonprofit, accounting, and domestic services.

This coverage is similar to that of the 1939 Business Censuses. However, "custom trades" and "services incidental to transportation," which are no longer included in the standard classification of the service trades, are not covered by the 1948 Censuses. In a number of localities, these exclusions as well as

other changes in the standard classification may have a considerable effect in comparing 1948 with 1939 data, particularly with respect to establishment count.

Establishment definition.—For Census purposes, a business establishment is defined to include only enterprises conducted from a recognizable place of business, provided that the annual sales were in excess of \$5,000 for a wholesale trade establishment and \$500 for establishments in other trades. A detailed analysis of coverage will be provided in future Census of Business publications.

"Number of establishments" is the number of separate business locations, rather than the number of business companies or organizations, since the Census figures represent information reported separately for each business location or establishment. The establishment count reflects the number of places in business at the end of 1948 excluding administrative and executive offices of multiunit organizations, and "chain store" warehouses.

Sales and receipts.—"1948 sales and receipts" represents sales of merchandise and receipts from repairs and other services to customers. The figures reflect deductions for returned goods and allowances, but not for trade-in allowances; they exclude sales and excise taxes collected from customers and paid directly to any taxing agency.

Proprietors.—"Active proprietors..." represents owners and partners of unincorporated businesses who devoted the major portion of their time to the business in November 1948.

Employment.—"Number of paid employees..." represents all employees on the pay roll for the pay period ending nearest November 15, 1948. "Full workweek" employees, whether regular or seasonal, are those who in the November 15 pay period were paid for working at least the number of hours typically worked in a week by employees of the reporting establishment.

1948 CENSUS OF BUSINESS

U. S. DEPARTMENT OF COMMERCE
BUREAU OF THE CENSUS

RETAIL, WHOLESALE, SERVICE TRADES

PRELIMINARY

For Release May 3, 1950

Release Series BC-1P- 34-036

HIGHLAND COUNTY, OHIO

Retail, wholesale, and service establishments located in Highland County, Ohio, showed a substantial expansion in dollar volume of trade from 1939 to 1948 according to preliminary figures from the 1948 Census of Business released today by the Bureau of the Census, U. S. Department of Commerce.

Retail sales in the county during 1948 aggregated \$22.0 million, an increase of 201 percent over the \$7.3 million in 1939, when the preceding Census of Business was taken. Wholesale sales in the county reached a total of \$11.5 million in 1948 as compared with \$2.3 million in 1939. The service trades included in the Census of Business recorded receipts totaling \$721,000 in 1948 compared with \$317,000 in 1939.

Employment in the county also rose over the 9-year period between 1939 and 1948 for the above trades. Establishments in these trades reported a combined total of 1,378 paid employees for the workweek ended nearest November 15, 1948. This compared with a total of 932 employees reported for the week of November 15, 1939.

These preliminary figures have been derived from a Census report on Highland County, Ohio, which also includes data for the cities of Greenfield and Hillsboro. Final figures, superseding the preliminary data for Highland County, will be included in a Bulletin for the State of Ohio to be issued in several months. Similar data will be made available this year in preliminary and final form for each of the counties and States. A single copy of the preliminary release for Highland County as well as an order blank for other area releases may be obtained by writing to the Bureau of the Census, Washington 25, D. C.

Table 1.—CENSUS OF BUSINESS PRELIMINARY RESULTS FOR 1948, BY TRADE GROUP

HIGHLAND COUNTY, OHIO

Trade group and kind of business	Number of establishments	1948 sales and receipts (Thousand dollars)	Active proprietors of unincorporated businesses Nov. 1948	Paid employees, workweek ended nearest Nov. 15, 1948	
				Total employees ¹	Full workweek employees
RETAIL TRADE, total	416	21,997	382	1,167	931
Food group.....	110	5,402	97	200	142
Eating and drinking places.....	46	1,120	52	160	128
General merchandise group, general stores....	18	856	13	96	48
Apparel group.....	25	2,134	19	150	110
Furniture—home furnishings—appliance group..	23	572	24	40	30
Automotive group.....	28	2,301	24	79	76
Gasoline service stations.....	51	1,161	50	51	46
Lumber—building—hardware group.....	39	3,143	38	139	131
Drug and proprietary stores.....	10	390	10	26	21
All other retail stores.....	66	4,918	55	226	199
WHOLESALE TRADE, total	26	11,548	15	122	x
Merchant wholesalers.....	9	1,947	6	67	x
Other types of wholesale.....	17	9,601	9	55	x
SELECTED SERVICE TRADES, 2/ total	107	721	107	89	79
Personal services.....	66	499	64	66	57
All other service trades.....	41	222	43	23	22
AMUSEMENTS	8	232	6	48	x

x Not available.

1/ Includes employees paid for less than the full workweek.

2/ See General Description on last page for changes from the 1939 Census of Business in the coverage of Service Trades.

Table 2.—CENSUS OF BUSINESS PRELIMINARY RESULTS FOR 1948 FOR CITIES OF 2,500 INHABITANTS OR MORE

HIGHLAND COUNTY, OHIO

(Data omitted for trade groups where necessary to avoid disclosure)

City and trade group ¹	Number of establishments	1948 sales and receipts (Thousand dollars)	Active proprietors of unincorporated businesses Nov. 1948	Paid employees, workweek ended nearest Nov. 15, 1948	
				Total employees ²	Full workweek employees
Greenfield:					
Retail trade.....	109	6,608	102	421	318
Selected service trades.....	32	204	31	20	16
Hillsboro:					
Retail trade.....	138	9,844	122	522	443
Selected service trades.....	36	356	35	56	51
Remainder of county:					
Retail trade.....	169	5,545	158	224	170
Selected service trades.....	39	161	41	13	12

1/ See General Description on this page for changes from the 1939 Census of Business in the coverage of Service Trades.

2/ Includes employees paid for less than the full workweek.

GENERAL DESCRIPTION OF PRELIMINARY RELEASES FOR THE 1948 CENSUS OF BUSINESS

This series of releases, of which one is planned for each county in the United States, presents preliminary results of the 1948 Census of Business. The information is based on reports submitted by business establishments for that Census. The figures shown are preliminary, and are subject to revision in the final Census publications, but the changes are expected to be relatively minor with respect to coverage. The final Census figures will be issued in a series of Business Census bulletins which will show additional detailed kind-of-business information for all places where there are a sufficient number of establishments.

The 1948 Census of Business was taken under the provision of the Act of June 19, 1948, which provides that the Business Census be taken for 1948 and for each fifth year thereafter. Previous Business Censuses were taken for the years 1929, 1933, 1935, and 1939.

Scope of the Census.—The 1948 Census of Business covered all establishments in the following trades, as defined by the Standard Industrial Classification Manual, May 1949 issue, of the Executive Office of the President: all retail trades; all wholesale trades; all service trades in the following four groups—personal services, business services, automobile repairs and services, and miscellaneous repair services; hotels; tourist courts and camps; and amusements, including motion picture theaters. Some important services not covered are radio broadcasting and television, medical and health, legal, educational, nonprofit, accounting, and domestic services.

This coverage is similar to that of the 1939 Business Census. However, "custom trades" and "services incidental to transportation," which are no longer included in the standard classification of the service trades, are not covered by the 1948 Census. In a number of localities, these exclusions as well as

other changes in the standard classification may have a considerable effect in comparing 1948 with 1939 data, particularly with respect to establishment count.

Establishment definition.—For Census purposes, a business establishment is defined to include only enterprises conducted from a recognizable place of business, provided that the annual sales were in excess of \$5,000 for a wholesale trade establishment and \$500 for establishments in other trades. A detailed analysis of coverage will be provided in future Censuses of Business publications.

"Number of establishments" is the number of separate business locations, rather than the number of business companies or organizations, since the Census figures represent information reported separately for each business location or establishment. The establishment count reflects the number of places in business at the end of 1948 excluding administrative and executive offices of multiunit organizations, and "chain store" warehouses.

Sales and receipts.—"1948 sales and receipts" represents sales of merchandise and receipts from repairs and other services to customers. The figures reflect deductions for returned goods and allowances, but not for trade-in allowances; they exclude sales and excise taxes collected from customers and paid directly to any taxing agency.

Proprietors.—"Active proprietors..." represents owners and partners of unincorporated businesses who devoted the major portion of their time to the business in November 1948.

Employment.—"Number of paid employees..." represents all employees on the pay roll for the pay period ending nearest November 15, 1948. "Full workweek" employees, whether regular or seasonal, are those who in the November 15 pay period were paid for working at least the number of hours typically worked in a week by employees of the reporting establishment.

1948 CENSUS OF BUSINESS

U. S. DEPARTMENT OF COMMERCE
BUREAU OF THE CENSUS

RETAIL, WHOLESALE, SERVICE TRADES

PRELIMINARY

For Release May 1, 1950

Release Series BC-1P-34-037

HOCKING COUNTY, OHIO

Retail, wholesale, and service establishments located in Hocking County, Ohio, showed a substantial expansion in dollar volume of trade from 1939 to 1948 according to preliminary figures from the 1948 Census of Business released today by the Bureau of the Census, U. S. Department of Commerce.

Retail sales in the county during 1948 aggregated \$12.7 million, an increase of 202 percent over the \$4.2 million in 1939, when the preceding Census of Business was taken. Wholesale sales in the county reached a total of \$4.1 million in 1948 as compared with \$0.5 million in 1939. The service trades included in the Census of Business recorded receipts totaling \$321,000 in 1948 compared with \$146,000 in 1939.

Employment in the county also rose over the 9-year period between 1939 and 1948 for the above trades. Establishments in these trades reported a combined total of 813 paid employees for the workweek ended nearest November 15, 1948. This compared with a total of 506 employees reported for the week of November 15, 1939.

These preliminary figures have been derived from a Census report on Hocking County, Ohio, which also includes data for the city of Logan. Final figures, superseding the preliminary data for Hocking County, will be included in a Bulletin for the State of Ohio to be issued in several months. Similar data will be made available this year in preliminary and final form for each of the counties and States. A single copy of the preliminary release for Hocking County as well as an order blank for other area releases may be obtained by writing to the Bureau of the Census, Washington 25, D. C.

Table 1.—CENSUS OF BUSINESS PRELIMINARY RESULTS FOR 1948, BY TRADE GROUP

HOCKING COUNTY, OHIO

Trade group and kind of business	Number of establishments	1948 sales and receipts (Thousand dollars)	Active proprietors of unincorporated businesses Nov. 1948	Paid employees, workweek ended nearest Nov. 15, 1948	
				Total employees ¹	Full workweek employees
RETAIL TRADE, total.....	243	12,678	229	715	539
Food group.....	80	3,515	77	126	86
Eating and drinking places.....	42	966	44	140	104
General merchandise grp., general stores.	9	1,194	6	104	61
Apparel group.....	9	373	9	24	15
Furniture-home furnishgs-appliance grp.	10	497	9	17	13
Automotive group.....	19	2,497	19	113	113
Gasoline service stations.....	29	812	29	23	17
Lumber-building-hardware group.....	17	1,485	15	92	75
Drug and proprietary stores.....	5	320	5	28	20
All other retail stores.....	23	1,019	16	48	35
WHOLESALE TRADE.....	14	4,094	11	65	x
SELECTED SERVICE TRADES, ² /total.....	49	321	51	33	29
Personal services.....	36	211	36	26	22
All other service trades.....	13	110	15	7	7

x Not available.

¹/ Includes employees paid for less than the full workweek.

²/ See General Description on last page for changes from the 1939 Census of Business in the coverage of Service Trades.

Table 2.—CENSUS OF BUSINESS PRELIMINARY RESULTS FOR 1948 FOR CITIES OF 2,500 INHABITANTS OR MORE

HOCKING COUNTY, OHIO

(Data omitted for trade groups where necessary to avoid disclosure)

City and trade group ¹	Number of establishments	1948 sales and receipts (Thousand dollars)	Active proprietors of unincorporated businesses Nov. 1948	Paid employees, workweek ended nearest Nov. 15, 1948	
				Total employees ²	Full workweek employees
Logan:					
Retail trade.....	134	10,417	120	641	492
Wholesale trade.....	9	3,693	8	50	x
Selected service trades..	38	291	39	33	29
Remainder of county:					
Retail trade.....	109	2,261	109	74	47
Wholesale trade.....	5	401	3	15	x
Selected service trades..	11	30	12	-	-

x Not available.

1/ See General Description on this page for changes from the 1939 Census of Business in the coverage of Service Trades.

2/ Includes employees paid for less than the full workweek.

GENERAL DESCRIPTION OF PRELIMINARY RELEASES FOR THE 1948 CENSUS OF BUSINESS

This series of releases, of which one is planned for each county in the United States, presents preliminary results of the 1948 Census of Business. The information is based on reports submitted by business establishments for that Census. The figures shown are preliminary, and are subject to revision in the final Census publications, but the changes are expected to be relatively minor with respect to coverage. The final Census figures will be issued in a series of Business Census bulletins which will show additional detailed kind-of-business information for all places where there are a sufficient number of establishments.

The 1948 Census of Business was taken under the provision of the Act of June 19, 1948, which provides that the Business Censuses be taken for 1948 and for each fifth year thereafter. Previous Business Censuses were taken for the years 1929, 1933, 1935, and 1939.

Scope of the Census.—The 1948 Census of Business covered all establishments in the following trades, as defined by the Standard Industrial Classification Manual, May 1949 issue, of the Executive Office of the President: all retail trades; all wholesale trades; all service trades in the following four groups—personal services, business services, automobile repairs and services, and miscellaneous repair services; hotels; tourist courts and camps; and amusements, including motion picture theaters. Some important services not covered are radio broadcasting and television, medical and health, legal, educational, nonprofit, accounting, and domestic services.

This coverage is similar to that of the 1939 Business Census. However, "custom trades" and "services incidental to transportation," which are no longer included in the standard classification of the service trades, are not covered by the 1948 Census. In a number of localities, these exclusions as well as

other changes in the standard classification may have a considerable effect in comparing 1948 with 1939 data, particularly with respect to establishment count.

Establishment definition.—For Census purposes, a business establishment is defined to include only enterprises conducted from a recognizable place of business, provided that the annual sales were in excess of \$5,000 for a wholesale trade establishment and \$500 for establishments in other trades. A detailed analysis of coverage will be provided in future Censuses of Business publications.

"Number of establishments" is the number of separate business locations, rather than the number of business companies or organizations, since the Census figures represent information reported separately for each business location or establishment. The establishment count reflects the number of places in business at the end of 1948 excluding administrative and executive offices of multiunit organizations, and "chain store" warehouses.

Sales and receipts.—"1948 sales and receipts" represents sales of merchandise and receipts from repairs and other services to customers. The figures reflect deductions for returned goods and allowances, but not for trade-in allowances; they exclude sales and excise taxes collected from customers and paid directly to any taxing agency.

Proprietors.—"Active proprietors..." represents owners and partners of unincorporated businesses who devoted the major portion of their time to the business in November 1948.

Employment.—"Number of paid employees..." represents all employees on the pay roll for the pay period ending nearest November 15, 1948. "Full workweek" employees, whether regular or seasonal, are those who in the November 15 pay period were paid for working at least the number of hours typically worked in a week by employees of the reporting establishment.

1948 CENSUS OF BUSINESS

U. S. DEPARTMENT OF COMMERCE
BUREAU OF THE CENSUS

RETAIL, WHOLESALE, SERVICE TRADES

PRELIMINARY

For Release May 15, 1950

Release Series BC-1P-34-038

HOLMES COUNTY, OHIO

Retail, wholesale, and service establishments located in Holmes County, Ohio, showed a substantial expansion in dollar volume of trade from 1939 to 1948 according to preliminary figures from the 1948 Census of Business released today by the Bureau of the Census, U. S. Department of Commerce.

Retail sales in the county during 1948 aggregated \$9.4 million, an increase of 169 percent over the \$3.5 million in 1939, when the preceding Census of Business was taken. Wholesale sales in the county reached a total of \$2.3 million in 1948 as compared with \$0.8 million in 1939. The service trades included in the Census of Business recorded receipts totaling \$267,000 in 1948 compared with \$149,000 in 1939.

Employment in the county also rose over the 9-year period between 1939 and 1948 for the above trades. Establishments in these trades reported a combined total of 377 paid employees for the workweek ended nearest November 15, 1948. This compared with a total of 302 employees reported for the week of November 15, 1939.

These preliminary figures have been derived from a Census report on Holmes County, Ohio. Final figures, superseding the preliminary data for Holmes County, will be included in a Bulletin for the State of Ohio to be issued in several months. Similar data will be made available this year in preliminary and final form for each of the counties and States. A single copy of the preliminary release for Holmes County as well as an order blank for other area releases may be obtained by writing to the Bureau of the Census, Washington 25, D. C.

Table 1.—CENSUS OF BUSINESS PRELIMINARY RESULTS FOR 1948, BY TRADE GROUP

HOLMES COUNTY, OHIO

Trade group and kind of business	Number of establishments	1948 sales and receipts (Thousand dollars)	Active proprietors of unincorporated businesses Nov. 1948	Paid employees, workweek ended nearest Nov. 15, 1948	
				Total employees ¹	Full workweek employees
RETAIL TRADE, total.....	180	9,359	198	337	271
Food group.....	34	1,660	36	57	41
Eating and drinking places.....	25	580	29	62	47
General merchandise grp., general stores.....	19	917	21	37	24
Apparel group.....	5	323	7	9	7
Furniture-home furnishgs-appliance grp.....	8	344	7	14	12
Automotive group.....	13	1,032	17	47	45
Gasoline service stations.....	23	630	24	17	13
Lumber-building-hardware group.....	21	1,059	26	28	22
All other retail stores.....	32	2,814	31	66	60
WHOLESALE TRADE.....	12	2,288	9	28	x
SELECTED SERVICE TRADES, ² /total.....	45	267	50	12	10
Personal services.....	20	108	23	6	5
All other service trades.....	25	159	27	6	5

x Not available.

¹/ Includes employees paid for less than the full workweek.

²/ See General Description on last page for changes from the 1939 Census of Business in the coverage of Service Trades.

GENERAL DESCRIPTION OF PRELIMINARY RELEASES FOR THE 1948 CENSUS OF BUSINESS

This series of releases, of which one is planned for each county in the United States, presents preliminary results of the 1948 Census of Business. The information is based on reports submitted by business establishments for that Census. The figures shown are preliminary, and are subject to revision in the final Census publications, but the changes are expected to be relatively minor with respect to coverage. The final Census figures will be issued in a series of Business Census bulletins which will show additional detailed kind-of-business information for all places where there are a sufficient number of establishments.

The 1948 Census of Business was taken under the provision of the Act of June 19, 1948, which provides that the Business Census be taken for 1948 and for each fifth year thereafter. Previous Business Censuses were taken for the years 1929, 1933, 1935, and 1939.

Scope of the Census.—The 1948 Census of Business covered all establishments in the following trades, as defined by the Standard Industrial Classification Manual, May 1949 issue, of the Executive Office of the President: all retail trades; all wholesale trades; all service trades in the following four groups—personal services, business services, automobile repairs and services, and miscellaneous repair services; hotels; tourist courts and camps; and amusements, including motion picture theaters. Some important services not covered are radio broadcasting and television, medical and health, legal, educational, nonprofit, accounting, and domestic services.

This coverage is similar to that of the 1939 Business Census. However, "custom trades" and "services incidental to transportation," which are no longer included in the standard classification of the service trades, are not covered by the 1948 Census. In a number of localities, these exclusions as well as other changes in the standard classification may have a considerable effect in comparing

1948 with 1939 data, particularly with respect to establishment count.

Establishment definition.—For Census purposes, a business establishment is defined to include only enterprises conducted from a recognizable place of business, provided that the annual sales were in excess of \$5,000 for a wholesale trade establishment and \$500 for establishments in other trades. A detailed analysis of coverage will be provided in future Census of Business publications.

"Number of establishments" is the number of separate business locations, rather than the number of business companies or organizations, since the Census figures represent information reported separately for each business location or establishment. The establishment count reflects the number of places in business at the end of 1948 excluding administrative and executive offices of multiunit organizations, and "chain store" warehouses.

Sales and receipts.—"1948 sales and receipts" represents sales of merchandise and receipts from repairs and other services to customers. The figures reflect deductions for returned goods and allowances, but not for trade-in allowances; they exclude sales and excise taxes collected from customers and paid directly to any taxing agency.

Proprietors.—"Active proprietors..." represents owners and partners of unincorporated businesses who devoted the major portion of their time to the business in November 1948.

Employment.—"Number of paid employees..." represents all employees on the pay roll for the pay period ending nearest November 15, 1948. "Full workweek" employees, whether regular or seasonal, are those who in the November 15 pay period were paid for working at least the number of hours typically worked in a week by employees of the reporting establishment.

1948 CENSUS OF BUSINESS

RETAIL, WHOLESALE, SERVICE TRADES

U. S. DEPARTMENT OF COMMERCE
BUREAU OF THE CENSUS

PRELIMINARY

For Release May 15, 1950

Release Series BC-1P-34-039

HURON COUNTY, OHIO

Retail, wholesale, and service establishments located in Huron County, Ohio, showed a substantial expansion in dollar volume of trade from 1939 to 1948 according to preliminary figures from the 1948 Census of Business released today by the Bureau of the Census, U. S. Department of Commerce.

Retail sales in the county during 1948 aggregated \$34.9 million, an increase of 212 percent over the \$11.2 million in 1939, when the preceding Census of Business was taken. Wholesale sales in the county reached a total of \$13.2 million in 1948 as compared with \$4.8 million in 1939. The service trades included in the Census of Business recorded receipts totaling \$1.1 million in 1948 compared with \$0.5 million in 1939.

Employment in the county also rose over the 9-year period between 1939 and 1948 for the above trades. Establishments in these trades reported a combined total of 1,995 paid employees for the workweek ended nearest November 15, 1948. This compared with a total of 1,407 employees reported for the week of November 15, 1939.

These preliminary figures have been derived from a Census report on Huron County, Ohio, which also includes data for the cities of Norwalk, Willard, and the part of the city of Bellevue in Huron county. Final figures, superseding the preliminary data for Huron County, will be included in a Bulletin for the State of Ohio to be issued in several months. Similar data will be made available this year in preliminary and final form for each of the counties and States. A single copy of the preliminary release for Huron County as well as an order blank for other area releases may be obtained by writing to the Bureau of the Census, Washington 25, D. C.

Table 1.—CENSUS OF BUSINESS PRELIMINARY RESULTS FOR 1948, BY TRADE GROUP

HURON COUNTY, OHIO

Trade group and kind of business	Number of establishments	1948 sales and receipts (Thousand dollars)	Active proprietors of unincorporated businesses Nov. 1948	Paid employees, workweek ended nearest Nov. 15, 1948	
				Total employees ¹	Full workweek employees
RETAIL TRADE, total.....	526	34,856	524	1,624	1,337
Food group.....	117	8,961	115	314	238
Eating and drinking places.....	96	2,900	102	313	266
General merchandise grp, general stores	25	2,431	18	188	139
Apparel group.....	38	2,031	32	115	90
Furniture-home furnishgs-appliance grp	33	1,541	35	52	45
Automotive group.....	52	5,647	51	207	200
Gasoline service stations.....	55	2,630	57	77	60
Lumber-building-hardware group.....	50	4,531	54	190	174
Drug and proprietary stores.....	13	1,666	16	66	45
All other retail stores.....	47	2,518	44	102	80
WHOLESALE TRADE, total.....	37	13,183	22	220	x
Merchant wholesalers.....	13	3,746	6	114	x
Other types of wholesale.....	24	9,437	16	106	x
SELECTED SERVICE TRADES, 2/total.....	128	1,135	141	151	132
Personal services.....	89	689	101	108	93
All other service trades.....	39	446	40	43	39
AMUSEMENTS.....	12	437	11	80	x

x Not available.

1/ Includes employees paid for less than the full workweek.

2/ See General Description on last page for changes from the 1939 Census of Business in the coverage of Service Trades.

Table 2.—CENSUS OF BUSINESS PRELIMINARY RESULTS FOR 1948 FOR CITIES OF 2,500 INHABITANTS OR MORE

HURON COUNTY, OHIO

(Data omitted for trade groups where necessary to avoid disclosure)

City and trade group ¹	Number of establishments	1948 sales and receipts (Thousand dollars)	Active proprietors of unincorporated businesses Nov. 1948	Paid employees, workweek ended nearest Nov. 15, 1948	
				Total employees ²	Full workweek employees
Bellevue (part):					
Retail trade.....	60	4,607	52	239	181
Wholesale trade.....	Included with "Remainder of county." ³				
Selected service trades..	18	95	22	8	6
Norwalk:					
Retail trade.....	151	13,830	149	727	618
Wholesale trade.....	14	5,673	11	110	x
Selected service trades...	45	415	51	65	56
Willard:					
Retail trade.....	77	4,868	69	258	219
Selected service trades..	16	208	18	40	38
Remainder of county: ^{3/}					
Retail trade.....	232	11,551	254	400	319
Wholesale trade.....	23	7,510	11	110	x
Selected service trades..	49	417	50	38	32

x Not available.

^{1/} See General Description on this page for changes from the 1939 Census of Business in the coverage of Service Trades.^{2/} Includes employees paid for less than the full workweek.^{3/} Except as indicated above, includes figures for establishments, other than wholesale, not located in cities of 2,500 inhabitants or more; and wholesale establishments not located in cities of 5,000 inhabitants or more.

GENERAL DESCRIPTION OF PRELIMINARY RELEASES FOR THE 1948 CENSUS OF BUSINESS

This series of releases, of which one is planned for each county in the United States, presents preliminary results of the 1948 Census of Business. The information is based on reports submitted by business establishments for that Census. The figures shown are preliminary, and are subject to revision in the final Census publications, but the changes are expected to be relatively minor with respect to coverage. The final Census figures will be issued in a series of Business Census bulletins which will show additional detailed kind-of-business information for all places where there are a sufficient number of establishments.

The 1948 Census of Business was taken under the provision of the Act of June 19, 1948, which provides that the Business Census be taken for 1948 and for each fifth year thereafter. Previous Business Censuses were taken for the years 1929, 1933, 1935, and 1939.

Scope of the Census.—The 1948 Census of Business covered all establishments in the following trades, as defined by the Standard Industrial Classification Manual, May 1949 issue, of the Executive Office of the President: all retail trades; all wholesale trades; all service trades in the following four groups—personal services, business services, automobile repairs and services, and miscellaneous repair services; hotels; tourist courts and camps; and amusements, including motion picture theaters. Some important services not covered are radio broadcasting and television, medical and health, legal, educational, nonprofit, accounting, and domestic services.

This coverage is similar to that of the 1939 Business Census. However, "custom trades" and "services incidental to transportation," which are no longer included in the standard classification of the service trades, are not covered by the 1948 Census. In a number of localities, these exclusions as well as

other changes in the standard classification may have a considerable effect in comparing 1948 with 1939 data, particularly with respect to establishment count.

Establishment definition.—For Census purposes, a business establishment is defined to include only enterprises conducted from a recognizable place of business, provided that the annual sales were in excess of \$5,000 for a wholesale trade establishment and \$500 for establishments in other trades. A detailed analysis of coverage will be provided in future Census of Business publications.

"Number of establishments" is the number of separate business locations, rather than the number of business companies or organizations, since the Census figures represent information reported separately for each business location or establishment. The establishment count reflects the number of places in business at the end of 1948 excluding administrative and executive offices of multiunit organizations, and "chain store" warehouses.

Sales and receipts.—"1948 sales and receipts" represents sales of merchandise and receipts from repairs and other services to customers. The figures reflect deductions for returned goods and allowances, but not for trade-in allowances; they exclude sales and excise taxes collected from customers and paid directly to any taxing agency.

Proprietors.—"Active proprietors..." represents owners and partners of unincorporated businesses who devoted the major portion of their time to the business in November 1948.

Employment.—"Number of paid employees..." represents all employees on the pay roll for the pay period ending nearest November 15, 1948. "Full workweek" employees, whether regular or seasonal, are those who in the November 15 pay period were paid for working at least the number of hours typically worked in a week by employees of the reporting establishment.

1948 CENSUS OF BUSINESS

RETAIL, WHOLESALE, SERVICE TRADES

U. S. DEPARTMENT OF COMMERCE
BUREAU OF THE CENSUS

PRELIMINARY

For Release May 15, 1950 .

Release Series BC-1P-34-040

JACKSON COUNTY, OHIO

Retail, wholesale, and service establishments located in Jackson County, Ohio, showed a substantial expansion in dollar volume of trade from 1939 to 1948 according to preliminary figures from the 1948 Census of Business released today by the Bureau of the Census, U. S. Department of Commerce.

Retail sales in the county during 1948 aggregated \$18.8 million, an increase of 194 percent over the \$6.4 million in 1939, when the preceding Census of Business was taken. Wholesale sales in the county reached a total of \$5.9 million in 1948 as compared with \$1.5 million in 1939. The service trades included in the Census of Business recorded receipts totaling \$621,000 in 1948 compared with \$217,000 in 1939.

Employment in the county also rose over the 9-year period between 1939 and 1948 for the above trades. Establishments in these trades reported a combined total of 1,179 paid employees for the workweek ended nearest November 15, 1948. This compared with a total of 781 employees reported for the week of November 15, 1939.

These preliminary figures have been derived from a Census report on Jackson County, Ohio, which also includes data for the cities of Jackson and Wellston. Final figures, superseding the preliminary data for Jackson County, will be included in a Bulletin for the State of Ohio to be issued in several months. Similar data will be made available this year in preliminary and final form for each of the counties and States. A single copy of the preliminary release for Jackson County as well as an order blank for other area releases may be obtained by writing to the Bureau of the Census, Washington 25, D. C.

Table 1.—CENSUS OF BUSINESS PRELIMINARY RESULTS FOR 1948, BY TRADE GROUP

JACKSON COUNTY, OHIO.

Trade group and kind of business	Number of establishments	1948 sales and receipts (Thousand dollars)	Active proprietors of unincorporated businesses Nov. 1948	Paid employees, workweek ended nearest Nov. 15, 1948	
				Total employees ¹	Full workweek employees
RETAIL TRADE, total.....	362	18,780	344	979	795
Food group.....	121	4,885	118	158	107
Eating and drinking places.....	56	1,345	57	163	141
General merchandise grp., general stores.....	12	1,391	9	114	70
Apparel group.....	19	796	11	57	41
Furniture-home furnishgs-appliance grp.....	15	1,333	13	85	66
Automotive group.....	31	3,380	22	148	133
Gasoline service stations.....	40	1,161	46	41	40
Lumber-building-hardware group.....	28	2,031	29	120	113
Drug and proprietary stores.....	8	399	9	31	26
All other retail stores.....	32	2,059	30	62	58
WHOLESALE TRADE, total.....	29	5,863	22	138	x
Merchant wholesalers.....	19	3,641	15	116	x
Other types of wholesale.....	10	2,222	7	22	x
SELECTED SERVICE TRADES, ² /total.....	97	621	105	62	45
Personal services.....	62	383	64	39	25
All other service trades.....	35	238	41	23	20

x Not available.

¹/ Includes employees paid for less than the full workweek.

²/ See General Description on last page for changes from the 1939 Census of Business in the coverage of Service Trades.

Table 2.—CENSUS OF BUSINESS PRELIMINARY RESULTS FOR 1948 FOR CITIES OF 2,500 INHABITANTS OR MORE

JACKSON COUNTY, OHIO

(Data omitted for trade groups where necessary to avoid disclosure)

City and trade group ¹	Number of establishments	1948 sales and receipts (Thousand dollars)	Active proprietors of unincorporated businesses Nov. 1948	Paid employees, workweek ended nearest Nov. 15, 1948	
				Total employees ²	Full workweek employees
Jackson:					
Retail trade.....	155	10,544	135	591	496
Wholesale trade.....	15	3,423	16	64	x
Selected service trades....	37	227	40	17	9
Wellston:					
Retail trade.....	108	4,968	109	268	190
Wholesale trade.....	7	1,286	5	48	x
Selected service trades....	30	175	32	18	15
Remainder of county: ^{3/}					
Retail trade.....	99	3,268	100	120	109
Wholesale trade.....	7	1,154	1	26	x
Selected service trades....	30	219	33	27	21

x Not available.

1/ See General Description on this page for changes from the 1939 Census of Business in the coverage of Service Trades.

2/ Includes employees paid for less than the full workweek.

3/ Includes figures for establishments, other than wholesale, not located in cities of 2,500 inhabitants or more, and wholesale establishments not located in cities of 5,000 inhabitants or more.

GENERAL DESCRIPTION OF PRELIMINARY RELEASES FOR THE 1948 CENSUS OF BUSINESS

This series of releases, of which one is planned for each county in the United States, presents preliminary results of the 1948 Census of Business. The information is based on reports submitted by business establishments for that Census. The figures shown are preliminary, and are subject to revision in the final Census publications, but the changes are expected to be relatively minor with respect to coverage. The final Census figures will be issued in a series of Business Census bulletins which will show additional detailed kind-of-business information for all places where there are a sufficient number of establishments.

The 1948 Census of Business was taken under the provision of the Act of June 19, 1948, which provides that the Business Census be taken for 1948 and for each fifth year thereafter. Previous Business Censuses were taken for the years 1929, 1938, 1935, and 1939.

Scope of the Census.—The 1948 Census of Business covered all establishments in the following trades, as defined by the Standard Industrial Classification Manual, May 1949 issue, of the Executive Office of the President: all retail trades; all wholesale trades; all service trades in the following four groups—personal services, business services, automobile repairs and services, and miscellaneous repair services; hotels; tourist courts and camps; and amusements, including motion picture theaters. Some important services not covered are radio broadcasting and television, medical and health, legal, educational, nonprofit, accounting, and domestic services.

This coverage is similar to that of the 1939 Business Census. However, "custom trades" and "services incidental to transportation," which are no longer included in the standard classification of the service trades, are not covered by the 1948 Census. In a number of localities, these exclusions as well as

other changes in the standard classification may have a considerable effect in comparing 1948 with 1939 data, particularly with respect to establishment count.

Establishment definition.—For Census purposes, a business establishment is defined to include only enterprises conducted from a recognizable place of business, provided that the annual sales were in excess of \$5,000 for a wholesale trade establishment and \$500 for establishments in other trades. A detailed analysis of coverage will be provided in future Census of Business publications.

"Number of establishments" is the number of separate business locations, rather than the number of business companies or organizations, since the Census figures represent information reported separately for each business location or establishment. The establishment count reflects the number of places in business at the end of 1948 excluding administrative and executive offices of multiunit organizations, and "chain store" warehouses.

Sales and receipts.—"1948 sales and receipts" represents sales of merchandise and receipts from repairs and other services to customers. The figures reflect deductions for returned goods and allowances, but not for trade-in allowances; they exclude sales and excise taxes collected from customers and paid directly to any taxing agency.

Proprietors.—"Active proprietors..." represents owners and partners of unincorporated businesses who devoted the major portion of their time to the business in November 1948.

Employment.—"Number of paid employees..." represents all employees on the pay roll for the pay period ending nearest November 15, 1948. "Full workweek" employees, whether regular or seasonal, are those who in the November 15 pay period were paid for working at least the number of hours typically worked in a week by employees of the reporting establishment.

1948 CENSUS OF BUSINESS

U. S. DEPARTMENT OF COMMERCE
BUREAU OF THE CENSUS

RETAIL, WHOLESALE, SERVICE TRADES

PRELIMINARY

For Release May 15, 1950

Release Series BC-1P-34-041

JEFFERSON COUNTY, OHIO

Retail, wholesale, and service establishments located in Jefferson County, Ohio, showed a substantial expansion in dollar volume of trade from 1939 to 1948 according to preliminary figures from the 1948 Census of Business, U. S. Department of Commerce.

Retail sales in the county during 1948 aggregated \$78.7 million, an increase of 140 percent over the \$32.8 million in 1939, when the preceding Census of Business was taken. Wholesale sales in the county reached a total of \$32.8 million in 1948 as compared with \$9.0 million in 1939. The service trades included in the Census of Business recorded receipts totaling \$2.7 million in 1948 compared with \$1.7 million in 1939.

Employment in the county also rose over the 9-year period between 1939 and 1948 for the above trades. Establishments in these trades reported a combined total of 5,207 paid employees for the workweek ended nearest November 15, 1948. This compared with a total of 4,302 employees reported for the week of November 15, 1939.

These preliminary figures have been derived from a Census report on Jefferson County, Ohio, which also includes data for the cities of Mingo Junction, Steubenville, and Toronto. Final figures, superseding the preliminary data for Jefferson County, will be included in a Bulletin for the State of Ohio to be issued in several months. Similar data will be made available this year in preliminary and final form for each of the counties and States. A single copy of the preliminary release for Jefferson County as well as an order blank for other area releases may be obtained by writing to the Bureau of the Census, Washington 25, D. C.

Table 1.—CENSUS OF BUSINESS PRELIMINARY RESULTS FOR 1948, BY TRADE GROUP

JEFFERSON COUNTY, OHIO

Trade group and kind of business	Number of establishments	1948 sales and receipts (Thousand dollars)	Active proprietors of unincorporated businesses Nov. 1948	Paid employees, workweek ended nearest Nov. 15, 1948	
				Total employees ¹	Full workweek employees
RETAIL TRADE, total	1,078	78,655	1,052	4,091	3,270
Food group.....	344	21,729	344	736	562
Eating and drinking places.....	244	6,609	259	646	544
General merchandise group, general stores....	49	8,008	37	643	425
Apparel group.....	55	7,050	35	422	310
Furniture-home furnishings-appliance group..	58	4,102	54	189	180
Automotive group.....	57	12,374	51	429	413
Gasoline service stations.....	101	3,952	107	156	117
Lumber-building-hardware group.....	57	7,059	55	478	399
Drug and proprietary stores.....	25	1,943	25	173	120
All other retail stores.....	88	5,829	85	219	200
WHOLESALE TRADE, total	77	32,840	55	652	x
Merchant wholesalers.....	64	24,115	49	547	x
Petroleum bulk plants, terminals.....	5	3,011	2	42	x
Other types of wholesale.....	8	5,714	4	63	x
SELECTED SERVICE TRADES,^{2/} total	296	2,742	296	464	403
Personal services.....	219	2,037	214	401	346
Business services.....	6	90	6	9	9
Automotive repairs and services.....	46	420	51	39	36
Other repair services.....	25	195	25	15	12
AMUSEMENTS	27	836	29	134	x

x Not available.

^{1/} Includes employees paid for less than the full workweek.

^{2/} See General Description on last page for changes from the 1939 Census of Business in the coverage of Service Trades.

Table 2.—CENSUS OF BUSINESS PRELIMINARY RESULTS FOR 1948 FOR CITIES OF 2,500 INHABITANTS OR MORE

JEFFERSON COUNTY, OHIO

(Data omitted for trade groups where necessary to avoid disclosure)

City and trade group ¹	Number of establishments	1948 sales and receipts (Thousand dollars)	Active proprietors of unincorporated businesses Nov. 1948	Paid employees, workweek ended nearest Nov. 15, 1948	
				Total employees ²	Full workweek employees
Mingo Junction:					
Retail trade.....	52	1,632	50	68	57
Wholesale trade.....	Included with "Remainder of county"				
Selected service trades.....	12	51	12	4	3
Amusements.....	Included with "Remainder of county"				
Stuebenville:					
Retail trade.....	478	53,785	434	2,993	2,411
Wholesale trade.....	61	26,062	45	523	x
Selected service trades.....	173	2,006	167	395	346
Amusements.....	9	661	7	86	x
Toronto:					
Retail trade.....	90	4,565	83	238	173
Wholesale trade.....	Included with "Remainder of county"				
Selected service trades.....	26	233	28	39	32
Amusements.....	Included with "Remainder of county"				
Remainder of county:^{3/}					
Retail trade.....	458	18,673	485	792	629
Wholesale trade.....	16	6,778	10	129	x
Selected service trades.....	85	452	89	26	22
Amusements.....	18	175	22	48	x

x Not available.

1/ See General Description on this page for changes from the 1939 Census of Business in the coverage of Service Trades.

2/ Includes employees paid for less than the full workweek.

3/ Except as indicated above, includes figures for establishments, other than wholesale, not located in cities of 2,500 inhabitants or more, and wholesale establishments not located in cities of 5,000 inhabitants or more.

GENERAL DESCRIPTION OF PRELIMINARY RELEASES FOR THE 1948 CENSUS OF BUSINESS

This series of releases, of which one is planned for each State in the United States, presents preliminary results of the 1948 Census of Business. The information is based on reports submitted by business establishments for that Census. The figures shown are preliminary, and are subject to revision in the final Census publications, but the changes are expected to be relatively minor with respect to coverage. The final Census figures will be issued in a series of Business Census bulletins which will show additional detailed kind-of-business information for all places where there are a sufficient number of establishments.

The 1948 Census of Business was taken under the provision of the Act of June 19, 1947, which provides that the Business Census be taken for 1948 and for each fifth year thereafter. Previous Business Censuses were taken for the years 1929, 1933, 1935, and 1939.

Scope of the Census.—The 1948 Census of Business covered all establishments in the following trades, as defined by the Standard Industrial Classification Manual, May 1947 issue, of the Executive Office of the President: all retail trades; all wholesale trades; all service trades in the following four groups—personal services, business services, automobile repairs and services, and miscellaneous repair services; hotels; tourist courts and camps; and amusements, including motion picture theaters. Some important services not covered are radio broadcasting and television, medical and health, legal, educational, nonprofit, accounting, and domestic services.

This coverage is similar to that of the 1939 Business Census. However, "custom trades" and "services incidental to transportation," which are no longer included in the standard classification of the service trades, are not covered by the 1948 Census. In a number of localities, these exclusions as well as

other changes in the standard classification may have a considerable effect in comparing 1948 with 1939 data, particularly with respect to establishment count.

Establishment definition.—For Census purposes, a business establishment is defined to include only enterprises conducted from a recognizable place of business, provided that the annual sales were in excess of \$5,000 for a wholesale trade establishment and \$500 for establishments in other trades. A detailed analysis of coverage will be provided in future Census of Business publications.

"Number of establishments" is the number of separate business locations, rather than the number of business companies or organizations, since the Census figures represent information reported separately for each business location or establishment. The establishment count reflects the number of places in business at the end of 1948 excluding administrative and executive offices of multunit organizations, and "chain store" warehouses.

Sales and receipts.—"1948 sales and receipts" represents sales of merchandise and receipts from repairs and other services to customers. The figures reflect deductions for returned goods and allowances, but not for trade-in allowances; they exclude sales and excise taxes collected from customers and paid directly to any taxing agency.

Proprietors.—"Active proprietors..." represents owners and partners of unincorporated businesses who devoted the major portion of their time to the business in November 1948.

Employment.—"Number of paid employees..." represents all employees on the pay roll for the pay period ending nearest November 15, 1948. "Full workweek" employees, whether regular or seasonal, are those who in the November 15 pay period were paid for working at least the number of hours typically worked in a week by employees of the reporting establishment.

1948 CENSUS OF BUSINESS

U. S. DEPARTMENT OF COMMERCE
BUREAU OF THE CENSUS

RETAIL, WHOLESALE, SERVICE TRADES

PRELIMINARY

For Release May 4, 1950

Release Series BC-1P-34-042

KNOX COUNTY, OHIO

Retail, wholesale, and service establishments located in Knox County, Ohio, showed a substantial expansion in dollar volume of trade from 1939 to 1948 according to preliminary figures from the 1948 Census of Business released today by the Bureau of the Census, U. S. Department of Commerce.

Retail sales in the county during 1948 aggregated \$31.6 million, an increase of 240 percent over the \$9.3 million in 1939, when the preceding Census of Business was taken. Wholesale sales in the county reached a total of \$8.2 million in 1948 as compared with \$2.8 million in 1939. The service trades included in the Census of Business recorded receipts totaling \$1.0 million in 1948 compared with \$0.4 million in 1939.

Employment in the county also rose over the 9-year period between 1939 and 1948 for the above trades. Establishments in these trades reported a combined total of 1,861 paid employees for the workweek ended nearest November 15, 1948. This compared with a total of 1,203 employees reported for the week of November 15, 1939.

These preliminary figures have been derived from a Census report on Knox County, Ohio, which also includes data for the city of Mount Vernon. Final figures, superseding the preliminary data for Knox County, will be included in a Bulletin for the State of Ohio to be issued in several months. Similar data will be made available this year in preliminary and final form for each of the counties and States. A single copy of the preliminary release for Knox County as well as an order blank for other area releases may be obtained by writing to the Bureau of the Census, Washington 25, D. C.

Table 1.—CENSUS OF BUSINESS PRELIMINARY RESULTS FOR 1948, BY TRADE GROUP

KNOX COUNTY, OHIO

Trade group and kind of business	Number of establishments	1948 sales and receipts (Thousand dollars)	Active proprietors of unincorporated businesses Nov. 1948	Paid employees, workweek ended nearest Nov. 15, 1948	
				Total employees ¹	Full workweek employees
RETAIL TRADE, total.....	409	31,587	391	1,592	1,299
Food group.....	100	7,248	98	264	194
Eating and drinking places.....	60	1,940	62	258	230
General merchandise grp, general stores.	12	3,522	12	308	214
Apparel group.....	19	1,160	13	61	37
Furniture-home furnishings-appliance grp.	26	1,108	25	54	42
Automotive group.....	35	5,117	24	202	190
Gasoline service stations.....	57	2,157	61	77	63
Lumber-building-hardware group.....	36	3,193	41	134	119
Drug and proprietary stores.....	8	687	7	63	58
All other retail stores.....	56	5,455	48	171	152
WHOLESALE TRADE, total.....	31	8,194	26	141	x
Merchant wholesalers.....	22	2,952	20	100	x
Other types of wholesale.....	9	5,242	6	41	x
SELECTED SERVICE TRADES, 2/total.....	113	1,032	116	128	101
Personal services.....	69	571	70	82	69
All other service trades.....	44	461	46	46	32

x Not available.

1/ Includes employees paid for less than the full workweek.

2/ See General Description on last page for changes from the 1939 Census of Business in the coverage of Service Trades.

Table 2.—CENSUS OF BUSINESS PRELIMINARY RESULTS FOR 1948 FOR CITIES OF 2,500 INHABITANTS OR MORE

KNOX COUNTY, OHIO

(Data omitted for trade groups where necessary to avoid disclosure)

City and trade group ¹	Number of establishments	1948 sales and receipts (Thousand dollars)	Active proprietors of unincorporated businesses Nov. 1948	Paid employees, workweek ended nearest Nov. 15, 1948	
				Total employees ²	Full workweek employees
Mount Vernon:					
Retail trade.....	217	21,663	187	1,217	1,000
Wholesale trade.....	24	6,863	19	114	x
Selected service trades....	68	800	68	108	86
Remainder of county:					
Retail trade.....	192	9,924	204	375	299
Wholesale trade.....	7	1,331	7	27	x
Selected service trades....	45	232	48	20	15

x Not available.

1/ See General Description on this page for changes from the 1939 Census of Business in the coverage of Service Trades.

2/ Includes employees paid for less than the full workweek.

GENERAL DESCRIPTION OF PRELIMINARY RELEASES FOR THE 1948 CENSUS OF BUSINESS

This series of releases, of which one is planned for each county in the United States, presents preliminary results of the 1948 Census of Business. The information is based on reports submitted by business establishments for that Census. The figures shown are preliminary, and are subject to revision in the final Census publications, but the changes are expected to be relatively minor with respect to coverage. The final Census figures will be issued in a series of Business Census bulletins which will show additional detailed kind-of-business information for all places where there are a sufficient number of establishments.

The 1948 Census of Business was taken under the provision of the Act of June 19, 1948, which provides that the Business Census be taken for 1948 and for each fifth year thereafter. Previous Business Censuses were taken for the years 1929, 1933, 1935, and 1939.

Scope of the Census.—The 1948 Census of Business covered all establishments in the following trades, as defined by the Standard Industrial Classification Manual, May 1949 issue, of the Executive Office of the President: all retail trades; all wholesale trades; all service trades in the following four groups—personal services, business services, automobile repairs and services, and miscellaneous repair services; hotels; tourist courts and camps; and amusements, including motion picture theaters. Some important services not covered are radio broadcasting and television, medical and health, legal, educational, nonprofit, accounting, and domestic services.

This coverage is similar to that of the 1939 Business Census. However, "custom trades" and "services incidental to transportation," which are no longer included in the standard classification of the service trades, are not covered by the 1948 Census. In a number of localities, these exclusions as well as

other changes in the standard classification may have a considerable effect in comparing 1948 with 1939 data, particularly with respect to establishment count.

Establishment definition.—For Census purposes, a business establishment is defined to include only enterprises conducted from a recognizable place of business, provided that the annual sales were in excess of \$5,000 for a wholesale trade establishment and \$500 for establishments in other trades. A detailed analysis of coverage will be provided in future Census of Business publications.

"Number of establishments" is the number of separate business locations, rather than the number of business companies or organizations, since the Census figures represent information reported separately for each business location or establishment. The establishment count reflects the number of places in business at the end of 1948 excluding administrative and executive offices of multinational organizations, and "chain store" warehouses.

Sales and receipts.—"1948 sales and receipts" represents sales of merchandise and receipts from repairs and other services to customers. The figures reflect deductions for returned goods and allowances, but not for trade-in allowances; they exclude sales and excise taxes collected from customers and paid directly to any taxing agency.

Proprietors.—"Active proprietors..." represents owners and partners of unincorporated businesses who devoted the major portion of their time to the business in November 1948.

Employment.—"Number of paid employees..." represents all employees on the pay roll for the pay period ending nearest November 15, 1948. "Full workweek" employees, whether regular or seasonal, are those who in the November 15 pay period were paid for working at least the number of hours typically worked in a week by employees of the reporting establishment.

1948 CENSUS OF BUSINESS

RETAIL, WHOLESALE, SERVICE TRADES

U. S. DEPARTMENT OF COMMERCE
BUREAU OF THE CENSUS

PRELIMINARY

For Release May 4, 1950

Release Series BC-1P- 34-043

LAKE COUNTY, OHIO

Retail, wholesale, and service establishments located in Lake County, Ohio, showed a substantial expansion in dollar volume of trade from 1939 to 1948 according to preliminary figures from the 1948 Census of Business released today by the Bureau of the Census, U. S. Department of Commerce.

Retail sales in the county during 1948 aggregated \$60.1 million, an increase of 241 percent over the \$17.6 million in 1939, when the preceding Census of Business was taken. Wholesale sales in the county reached a total of \$5.6 million in 1948 as compared with \$2.7 million in 1939. The service trades included in the Census of Business recorded receipts totaling \$2.2 million in 1948 compared with \$0.7 million in 1939.

Employment in the county also rose over the 9-year period between 1939 and 1948 for the above trades. Establishments in these trades reported a combined total of 3,381 paid employees for the workweek ended nearest November 15, 1948. This compared with a total of 2,042 employees reported for the week of November 15, 1939.

These preliminary figures have been derived from a Census report on Lake County, Ohio, which also includes data for the cities of Fairport, Painesville, Wickliffe, and Willoughby. Final figures, superseding the preliminary data for Lake County, will be included in a Bulletin for the State of Ohio to be issued in several months. Similar data will be made available this year in preliminary and final form for each of the counties and States. A single copy of the preliminary release for Lake County as well as an order blank for other area releases may be obtained by writing to the Bureau of the Census, Washington 25, D. C.

Table 1.—CENSUS OF BUSINESS PRELIMINARY RESULTS FOR 1948, BY TRADE GROUP

LAKE COUNTY, OHIO

Trade group and kind of business	Number of establishments	1948 sales and receipts (Thousand dollars)	Active proprietors of unincorporated businesses Nov. 1948	Paid employees, workweek ended nearest Nov. 15, 1948	
				Total employees ¹	Full workweek employees
RETAIL TRADE, total.....	729	60,068	671	2,999	2,307
Food group.....	173	16,694	163	563	391
Eating and drinking places.....	172	4,956	184	612	441
General merchandise group, general stores.....	26	5,805	14	556	401
Apparel group.....	38	1,898	34	94	70
Furniture-home furnishings-appliance group..	34	1,639	32	83	70
Automotive group.....	55	9,345	36	300	287
Gasoline service stations.....	95	4,348	103	170	128
Lumber-building-hardware group.....	48	8,666	29	344	312
Drug and proprietary stores.....	14	1,586	9	120	79
All other retail stores.....	74	5,131	67	157	128
WHOLESALE TRADE, total.....	35	5,610	22	114	x
Merchant wholesalers.....	21	2,345	17	82	x
Other types of wholesale.....	14	3,265	5	32	x
SELECTED SERVICE TRADES, ² total.....	213	2,177	209	268	238
Personal services.....	116	1,083	109	163	144
Business services.....	8	214	6	23	21
Automotive repairs and services.....	46	593	46	59	54
Other repair services.....	43	287	48	23	19
TOURIST COURTS AND CAMPS.....	14	89	18	3	1
AMUSEMENTS.....	31	940	22	194	x

x Not available.

¹/ Includes employees paid for less than the full workweek.

²/ See General Description on last page for changes from the 1939 Census of Business in the coverage of Service Trades.

Table 2.—CENSUS OF BUSINESS PRELIMINARY RESULTS FOR 1948 FOR CITIES OF 2,500 INHABITANTS OR MORE

LAKE COUNTY, OHIO

(Data omitted for trade groups where necessary to avoid disclosure)

City and trade group ¹	Number of establishments	1948 sales and receipts (Thousand dollars)	Active proprietors of unincorporated businesses Nov. 1948	Paid employees, workweek ended nearest Nov. 15, 1948	
				Total employees ²	Full workweek employees
Fairport:					
Retail trade.....	62	2,404	54	117	93
Selected service trades.....	21	200	18	40	31
Painesville:					
Retail trade.....	194	27,628	157	1,455	1,179
Wholesale trade.....	21	4,376	15	80	x
Selected service trades.....	76	1,077	78	139	131
Wickliffe:					
Retail trade.....	53	4,117	56	129	97
Selected service trades.....	11	72	9	10	10
Willoughby:					
Retail trade.....	100	11,589	66	545	409
Selected service trades.....	37	470	35	53	43
Remainder of county:^{2/}					
Retail trade.....	320	14,336	338	753	529
Wholesale trade.....	14	1,234	7	34	x
Selected service trades.....	68	358	69	26	23

x Not available.

1/ See General Description on this page for changes from the 1939 Census of Business in the coverage of Service Trades.

2/ Includes employees... the full workweek.

2/ Includes figures for establishments, other than wholesale, not located in cities of 2,500 inhabitants or more, and wholesale establishments not located in cities of 5,000 inhabitants or more.

GENERAL DESCRIPTION OF PRELIMINARY RELEASES FOR THE 1948 CENSUS OF BUSINESS

This series of releases, of which one is planned for each county in the United States, presents preliminary results of the 1948 Census of Business. The information is based on reports submitted by business establishments for that Census. The figures shown are preliminary, and are subject to revision in the final Census publications, but the changes are expected to be relatively minor with respect to coverage. The final Census figures will be issued in a series of Business Census bulletins which will show additional detailed kind-of-business information for all places where there are a sufficient number of establishments.

The 1948 Census of Business was taken under the provision of the Act of June 19, 1948, which provides that the Business Census be taken for 1948 and for each fifth year thereafter. Previous Business Censuses were taken for the years 1929, 1933, 1935, and 1939.

Scope of the Census.—The 1948 Census of Business covered all establishments in the following trades, as defined by the Standard Industrial Classification Manual, May 1949 issue, of the Executive Office of the President: all retail trades; all wholesale trades; all service trades in the following four groups—personal services, business services, automobile repairs and services, and miscellaneous repair services; hotels; tourist courts and camps; and amusements, including motion picture theaters. Some important services not covered are radio broadcasting and television, medical and health, legal, educational, nonprofit, accounting, and domestic services.

This coverage is similar to that of the 1939 Business Census. However, "custom trades" and "services incidental to transportation," which are no longer included in the standard classification of the service trades, are not covered by the 1948 Census. In a number of localities, these exclusions as well as

other changes in the standard classification may have a considerable effect in comparing 1948 with 1939 data, particularly with respect to establishment count.

Establishment definition.—For Census purposes, a business establishment is defined to include only enterprises conducted from a recognizable place of business, provided that the annual sales were in excess of \$5,000 for a wholesale trade establishment and \$500 for establishments in other trades. A detailed analysis of coverage will be provided in future Census of Business publications.

"Number of establishments" is the number of separate business locations, rather than the number of business companies or organizations, since the Census figures represent information reported separately for each business location or establishment. The establishment count reflects the number of places in business at the end of 1948 excluding administrative and executive offices of multiunit organizations, and "chain store" warehouses.

Sales and receipts.—"1948 sales and receipts" represents sales of merchandise and receipts from repairs and other services to customers. The figures reflect deductions for returned goods and allowances, but not for trade-in allowances; they exclude sales and excise taxes collected from customers and paid directly to any taxing agency.

Proprietors.—"Active proprietors..." represents owners and partners of unincorporated businesses who devoted the major portion of their time to the business in November 1948.

Employment.—"Number of paid employees..." represents all employees on the pay roll for the pay period ending nearest November 15, 1948. "Full workweek" employees, whether regular or seasonal, are those who in the November 15 pay period were paid for working at least the number of hours typically worked in a week by employees of the reporting establishment.

1948 CENSUS OF BUSINESS

RETAIL, WHOLESALE, SERVICE TRADES

U. S. DEPARTMENT OF COMMERCE
BUREAU OF THE CENSUS

PRELIMINARY

For Release May 15, 1950

Release Series BC-1P-34-044

LAWRENCE COUNTY, OHIO

Retail, wholesale, and service establishments located in Lawrence County, Ohio, showed a substantial expansion in dollar volume of trade from 1939 to 1948 according to preliminary figures from the 1948 Census of Business released today by the Bureau of the Census, U. S. Department of Commerce.

Retail sales in the county during 1948 aggregated \$28.3 million, an increase of 245 percent over the \$8.2 million in 1939, when the preceding Census of Business was taken. Wholesale sales in the county reached a total of \$9.7 million in 1948 as compared with \$2.1 million in 1939. The service trades included in the Census of Business recorded receipts totaling \$940,000 in 1948 compared with \$306,000 in 1939.

Employment in the county also rose over the 9-year period between 1939 and 1948 for the above trades. Establishments in these trades reported a combined total of 1,861 paid employees for the workweek ended nearest November 15, 1948. This compared with a total of 1,084 employees reported for the week of November 15, 1939.

These preliminary figures have been derived from a Census report on Lawrence County, Ohio, which also includes data for the city of Lionton. Final figures, superseding the preliminary data for Lawrence County, will be included in a Bulletin for the State of Ohio to be issued in several months. Similar data will be made available this year in preliminary and final form for each of the counties and States. A single copy of the preliminary release for Lawrence County as well as an order blank for other area releases may be obtained by writing to the Bureau of the Census, Washington 25, D. C.

Table 1.—CENSUS OF BUSINESS PRELIMINARY RESULTS FOR 1948, BY TRADE GROUP
LAWRENCE COUNTY, OHIO

Trade group and kind of business	Number of establishments	1948 sales and receipts (Thousand dollars)	Active proprietors of unincorporated businesses Nov. 1948	Paid employees, workweek ended nearest Nov. 15, 1948	
				Total employees ¹	Full workweek employees
RETAIL TRADE, total.....	516	28,251	491	1,543	1,245
Food group.....	194	8,047	184	229	164
Eating and drinking places.....	90	2,570	99	347	313
General merchandise grp, general stores	31	2,953	20	247	140
Apparel group.....	25	1,657	24	138	96
Furniture-home furnishings-appliance grp	25	1,314	27	72	66
Automotive group.....	29	4,504	27	175	162
Gasoline service stations.....	51	2,069	47	86	75
Lumber-building-hardware group.....	16	1,825	11	108	105
Drug and proprietary stores.....	10	547	10	60	55
All other retail stores.....	45	2,765	42	81	69
WHOLESALE TRADE, total.....	23	9,654	14	144	x
Merchant wholesalers.....	16	5,337	9	120	x
Other types of wholesale.....	7	4,317	5	24	x
SELECTED SERVICE TRADES, 2/total.....	106	940	107	174	154
Personal services.....	65	658	68	141	123
Business services.....	5	21	4	6	5
Automotive repairs and services.....	22	178	21	21	20
Other repair services.....	14	83	14	6	6

x Not available.

1/ Includes employees paid for less than the full workweek.

2/ See General Description on last page for changes from the 1939 Census of Business in the coverage of Service Trades.

Table 2.—CENSUS OF BUSINESS PRELIMINARY RESULTS FOR 1948 FOR CITIES OF 2,500 INHABITANTS OR MORE

LAWRENCE COUNTY, OHIO

(Data omitted for trade groups where necessary to avoid disclosure)

City and trade group ¹	Number of establishments	1948 sales and receipts (Thousand dollars)	Active proprietors of unincorporated businesses Nov. 1948	Paid employees, workweek ended nearest Nov. 15, 1948	
				Total employees ²	Full workweek employees
Ironton:					
Retail trade.....	265	21,330	252	1,295	1,051
Selected service trades...	74	806	77	155	137
Remainder of county:					
Retail trade.....	251	6,921	239	248	194
Selected service trades...	32	134	30	19	17

1/ See General Description on this page for changes from the 1939 Census of Business in the coverage of Service Trades.

2/ Includes employees paid for less than the full workweek.

GENERAL DESCRIPTION OF PRELIMINARY RELEASES FOR THE 1948 CENSUS OF BUSINESS

This series of releases, of which one is planned for each county in the United States, presents preliminary results of the 1948 Census of Business. The information is based on reports submitted by business establishments for that Census. The figures shown are preliminary, and are subject to revision in the final Census publications, but the changes are expected to be relatively minor with respect to coverage. The final Census figures will be issued in a series of Business Census bulletins which will show additional detailed kind-of-business information for all places where there are a sufficient number of establishments.

The 1948 Census of Business was taken under the provision of the Act of June 19, 1948, which provides that the Business Census be taken for 1948 and for each fifth year thereafter. Previous Business Censuses were taken for the years 1929, 1933, 1935, and 1939.

Scope of the Census.—The 1948 Census of Business covered all establishments in the following trades, as defined by the Standard Industrial Classification Manual, May 1949 issue, of the Executive Office of the President: all retail trades; all wholesale trades; all service trades in the following four groups—personal services, business services, automobile repairs and services, and miscellaneous repair services; hotels; tourist courts and camps; and amusements, including motion picture theaters. Some important services not covered are radio broadcasting and television, medical and health, legal, educational, nonprofit, accounting, and domestic services.

This coverage is similar to that of the 1939 Business Census. However, "custom trades" and "services incidental to transportation," which are no longer included in the standard classification of the service trades, are not covered by the 1948 Census. In a number of localities, these exclusions as well as

other changes in the standard classification may have a considerable effect in comparing 1948 with 1939 data, particularly with respect to establishment count.

Establishment definition.—For Census purposes, a business establishment is defined to include only enterprises conducted from a recognizable place of business, provided that the annual sales were in excess of \$5,000 for a wholesale trade establishment and \$500 for establishments in other trades. A detailed analysis of coverage will be provided in future Census of Business publications.

"Number of establishments" is the number of separate business locations, rather than the number of business companies or organizations, since the Census figures represent information reported separately for each business location or establishment. The establishment count reflects the number of places in business at the end of 1948 excluding administrative and executive offices of multiunit organizations, and "chain store" warehouses.

Sales and receipts.—"1948 sales and receipts" represents sales of merchandise and receipts from repairs and other services to customers. The figures reflect deductions for returned goods and allowances, but not for trade-in allowances; they exclude sales and excise taxes collected from customers and paid directly to any taxing agency.

Proprietors.—"Active proprietors..." represents owners and partners of unincorporated businesses who devoted the major portion of their time to the business in November 1948.

Employment.—"Number of paid employees..." represents all employees on the pay roll for the pay period ending nearest November 15, 1948. "Full workweek" employees, whether regular or seasonal, are those who in the November 15 pay period were paid for working at least the number of hours typically worked in a week by employees of the reporting establishment.

1948 CENSUS OF BUSINESS

RETAIL, WHOLESALE, SERVICE TRADES

U. S. DEPARTMENT OF COMMERCE
BUREAU OF THE CENSUS

PRELIMINARY

For Release May 8, 1950

Release Series BC-1P-34-045

LICKING COUNTY, OHIO

Retail, wholesale, and service establishments located in Licking County, Ohio, showed a substantial expansion in dollar volume of trade from 1939 to 1948 according to preliminary figures from the 1948 Census of Business released today by the Bureau of the Census, U. S. Department of Commerce.

Retail sales in the county during 1948 aggregated \$57.5 million, an increase of 201 percent over the \$19.1 million in 1939, when the preceding Census of Business was taken. Wholesale sales in the county reached a total of \$16.9 million in 1948 as compared with \$5.5 million in 1939. The service trades included in the Census of Business recorded receipts totaling \$2.3 million in 1948 compared with \$0.9 million in 1939.

Employment in the county also rose over the 9-year period between 1939 and 1948 for the above trades. Establishments in these trades reported a combined total of 3,877 paid employees for the workweek ended nearest November 15, 1948. This compared with a total of 2,589 employees reported for the week of November 15, 1939.

These preliminary figures have been derived from a Census report on Licking County, Ohio, which also includes data for the city of Newark. Final figures, superseding the preliminary data for Licking County, will be included in a Bulletin for the State of Ohio to be issued in several months. Similar data will be made available this year in preliminary and final form for each of the counties and States. A single copy of the preliminary release for Licking County as well as an order blank for other area releases may be obtained by writing to the Bureau of the Census, Washington 25, D. C.

Table 1.—CENSUS OF BUSINESS PRELIMINARY RESULTS FOR 1948, BY TRADE GROUP

LICKING COUNTY, OHIO

Trade group and kind of business	Number of establishments	1948 sales and receipts (Thousand dollars)	Active proprietors of unincorporated businesses Nov. 1948	Paid employees, workweek ended nearest Nov. 15, 1948	
				Total employees ¹	Full workweek employees
RETAIL TRADE, total.....	884	57,546	856	3,056	2,477
Food group.....	231	14,416	218	526	361
Eating and drinking places.....	164	4,242	181	540	461
General merchandise group, general stores....	23	4,512	16	397	284
Apparel group.....	46	3,041	40	204	140
Furniture-home furnishings-appliance group..	38	2,329	46	132	120
Automotive group.....	56	8,718	54	351	338
Gasoline service stations.....	117	4,035	115	195	157
Lumber-building-hardware group.....	62	6,233	49	293	257
Drug and proprietary stores.....	20	1,356	18	88	75
All other retail stores.....	127	8,664	129	330	284
WHOLESALE TRADE, total.....	51	16,921	43	468	x
Merchant wholesalers.....	37	10,748	29	407	x
Other types of wholesale.....	14	6,173	14	61	x
SELECTED SERVICE TRADES, ² /total.....	211	2,329	224	353	318
Personal services.....	138	1,563	148	282	254
Business services.....	7	81	5	18	14
Automotive repairs and services.....	42	353	42	31	31
Other repair services.....	24	332	29	22	19
HOTELS.....	9	667	6	124	91
AMUSEMENTS.....	48	1,223	42	158	x

x Not available.

¹/ Includes employees paid for less than the full workweek.

²/ See General Description on last page for changes from the 1939 Census of Business in the coverage of Service Trades.

Table 2.—CENSUS OF BUSINESS PRELIMINARY RESULTS FOR 1948 FOR CITIES OF 2,500 INHABITANTS OR MORE

LICKING COUNTY, OHIO

(Data omitted for trade groups where necessary to avoid disclosure)

City and trade group ¹	Number of establishments	1948 sales and receipts (Thousand dollars)	Active proprietors of unincorporated businesses Nov. 1948	Paid employees, workweek ended nearest Nov. 15, 1948	
				Total employees ²	Full workweek employees
Newark:					
Retail trade.....	494	42,018	465	2,349	1,959
Wholesale trade.....	39	12,640	36	413	x
Selected service trades.....	137	1,930	141	319	296
Amusements.....	12	675	9	101	x
Remainder of county:					
Retail trade.....	390	15,528	391	707	518
Wholesale trade.....	12	4,281	7	55	x
Selected service trades.....	74	399	83	34	22
Amusements.....	36	548	33	57	x

x Not available.

¹/ See General Description on this page for changes from the 1939 Census of Business in the coverage of Service Trades.

²/ Includes employees paid for less than the full workweek

GENERAL DESCRIPTION OF PRELIMINARY RELEASES FOR THE 1948 CENSUS OF BUSINESS

This series of releases, of which one is planned for each county in the United States, presents preliminary results of the 1948 Census of Business. The information is based on reports submitted by business establishments for that Census. The figures shown are preliminary, and are subject to revision in the final Census publications, but the changes are expected to be relatively minor with respect to coverage. The final Census figures will be issued in a series of Business Census bulletins which will show additional detailed kind-of-business information for all places where there are a sufficient number of establishments.

The 1948 Census of Business was taken under the provision of the Act of June 19, 1948, which provides that the Business Census be taken for 1948 and for each fifth year thereafter. Previous Business Censuses were taken for the years 1929, 1933, 1935, and 1939.

Scope of the Census.—The 1948 Census of Business covered all establishments in the following trades, as defined by the Standard Industrial Classification Manual, May 1949 issue, of the Executive Office of the President: all retail trades; all wholesale trades; all service trades in the following four groups—personal services, business services, automobile repairs and services, and miscellaneous repair services; hotels; tourist courts and camps; and amusements, including motion picture theaters. Some important services not covered are radio broadcasting and television, medical and health, legal, educational, nonprofit, accounting, and domestic services.

This coverage is similar to that of the 1939 Business Census. However, "custom trades" and "services incidental to transportation," which are no longer included in the standard classification of the service trades, are not covered by the 1948 Census. In a number of localities, these exclusions as well as

other changes in the standard classification may have a considerable effect in comparing 1948 with 1939 data, particularly with respect to establishment count.

Establishment definition.—For Census purposes, a business establishment is defined to include only enterprises conducted from a recognizable place of business, provided that the annual sales were in excess of \$5,000 for a wholesale trade establishment and \$500 for establishments in other trades. A detailed analysis of coverage will be provided in future Censuses of Business publications.

"Number of establishments" is the number of separate business locations, rather than the number of business companies or organizations, since the Census figures represent information reported separately for each business location or establishment. The establishment count reflects the number of places in business at the end of 1948 excluding administrative and executive offices of multiunit organizations, and "chain store" warehouses.

Sales and receipts.—"1948 sales and receipts" represents sales of merchandise and receipts from repairs and other services to customers. The figures reflect deductions for returned goods and allowances, but not for trade-in allowances; they exclude sales and excise taxes collected from customers and paid directly to any taxing agency.

Proprietors.—"Active proprietors..." represents owners and partners of unincorporated businesses who devoted the major portion of their time to the business in November 1948.

Employment.—"Number of paid employees..." represents all employees on the pay roll for the pay period ending nearest November 15, 1948. "Full workweek" employees, whether regular or seasonal, are those who in the November 15 pay period were paid for working at least the number of hours typically worked in a week by employees of the reporting establishment.

1948 CENSUS OF BUSINESS

U. S. DEPARTMENT OF COMMERCE
BUREAU OF THE CENSUS

RETAIL, WHOLESALE, SERVICE TRADES

PRELIMINARY

For Release May 15, 1950

Release Series BC-1P-34-046

LOGAN COUNTY, OHIO

Retail, wholesale, and service establishments located in Logan County, Ohio, showed a substantial expansion in dollar volume of trade from 1939 to 1948 according to preliminary figures from the 1948 Census of Business released today by the Bureau of the Census, U. S. Department of Commerce.

Retail sales in the county during 1948 aggregated \$31.3 million, an increase of 268 percent over the \$8.5 million in 1939, when the preceding Census of Business was taken. Wholesale sales in the county reached a total of \$11.3 million in 1948 as compared with \$5.0 million in 1939. The service trades included in the Census of Business recorded receipts totaling \$927,000 in 1948 compared with \$352,000 in 1939.

Employment in the county also rose over the 9-year period between 1939 and 1948 for the above trades. Establishments in these trades reported a combined total of 1,725 paid employees for the workweek ended nearest November 15, 1948. This compared with a total of 1,157 employees reported for the week of November 15, 1939.

These preliminary figures have been derived from a Census report on Logan County, Ohio, which also includes data for the city of Bellefontaine. Final figures, superseding the preliminary data for Logan County, will be included in a Bulletin for the State of Ohio to be issued in several months. Similar data will be made available this year in preliminary and final form for each of the counties and States. A single copy of the preliminary release for Logan County as well as an order blank for other area releases may be obtained by writing to the Bureau of the Census, Washington 25, D. C.

Table 1.—CENSUS OF BUSINESS PRELIMINARY RESULTS FOR 1948, BY TRADE GROUP

LOGAN COUNTY, OHIO

Trade group and kind of business	Number of establishments	1948 sales and receipts (Thousand dollars)	Active proprietors of unincorporated businesses Nov. 1948	Paid employees, workweek ended nearest Nov. 15, 1948	
				Total employees ¹	Full workweek employees
RETAIL TRADE, total.....	487	31,270	486	1,463	1,167
Food group.....	113	6,773	130	239	166
Eating and drinking places.....	87	2,361	91	338	265
General merchandise grp, general stores.	19	2,489	13	224	165
Apparel group.....	25	1,005	23	48	31
Furniture-home furnishings-appliance grp.	24	1,165	23	48	42
Automotive group.....	24	5,271	15	173	168
Gasoline service stations.....	55	1,839	50	54	44
Lumber-building-hardware group.....	53	3,988	58	171	148
Drug and proprietary stores.....	13	568	12	36	28
All other retail stores.....	74	5,811	71	132	110
WHOLESALE TRADE, total.....	29	11,264	23	158	x
Merchant wholesalers.....	13	7,023	7	135	x
Other types of wholesale.....	16	4,241	16	23	x
SELECTED SERVICE TRADES, ² /total.....	113	927	121	104	91
Personal services.....	69	584	74	84	74
All other service trades.....	44	343	47	20	17
HOTELS.....	6	253	5	31	25
AMUSEMENTS.....	23	531	21	62	x

x Not available.

1/ Includes employees paid for less than the full workweek.

2/ See General Description on last page for changes from the 1939 Census of Business in the coverage of Service Trades.

Table 2.—CENSUS OF BUSINESS PRELIMINARY RESULTS FOR 1948 FOR CITIES OF 2,500 INHABITANTS OR MORE

LOGAN COUNTY, OHIO

(Data omitted for trade groups where necessary to avoid disclosure)

City and trade group ¹	Number of establishments	1948 sales and receipts (Thousand dollars)	Active proprietors of unincorporated businesses Nov. 1948	Paid employees, workweek ended nearest Nov. 15, 1948	
				Total employees ²	Full workweek employees
Bellefontaine:					
Retail trade.....	197	18,046	170	975	811
Wholesale trade.....	19	8,433	11	144	x
Selected service trades....	49	502	52	83	76
Remainder of county:					
Retail trade.....	290	13,224	316	488	356
Wholesale trade.....	10	2,831	12	14	x
Selected service trades....	64	425	69	21	15

x Not available.

1/ See General Description on this page for changes from the 1939 Census of Business in the coverage of Service Trades.

2/ Includes employees paid for less than the full workweek.

GENERAL DESCRIPTION OF PRELIMINARY RELEASES FOR THE 1948 CENSUS OF BUSINESS

This series of releases, of which one is planned for each county in the United States, presents preliminary results of the 1948 Census of Business. The information is based on reports submitted by business establishments for that Census. The figures shown are preliminary, and are subject to revision in the final Census publications, but the changes are expected to be relatively minor with respect to coverage. The final Census figures will be issued in a series of Business Census bulletins which will show additional detailed kind-of-business information for all places where there are a sufficient number of establishments.

The 1948 Census of Business was taken under the provision of the Act of June 19, 1948, which provides that the Business Census be taken for 1948 and for each fifth year thereafter. Previous Business Censuses were taken for the years 1929, 1933, 1935, and 1939.

Scope of the Census.—The 1948 Census of Business covered all establishments in the following trades, as defined by the Standard Industrial Classification Manual, May 1949 issue, of the Executive Office of the President: all retail trades; all wholesale trades; all service trades in the following four groups—personal services, business services, automobile repairs and services, and miscellaneous repair services; hotels; tourist courts and camps; and amusements, including motion picture theaters. Some important services not covered are radio broadcasting and television, medical and health, legal, educational, nonprofit, accounting, and domestic services.

This coverage is similar to that of the 1939 Business Census. However, "custom trades" and "services incidental to transportation," which are no longer included in the standard classification of the service trades, are not covered by the 1948 Census. In a number of localities, these exclusions as well as other changes in the standard classification may have

a considerable effect in comparing 1948 with 1939 data, particularly with respect to establishment count.

Establishment definition.—For Census purposes, a business establishment is defined to include only enterprises conducted from a recognizable place of business, provided that the annual sales were in excess of \$5,000 for a wholesale trade establishment and \$500 for establishments in other trades. A detailed analysis of coverage will be provided in future Census of Business publications.

"Number of establishments" is the number of separate business locations, rather than the number of business companies or organizations, since the Census figures represent information reported separately for each business location or establishment. The establishment count reflects the number of places in business at the end of 1948 excluding administrative and executive offices of multiunit organizations, and "chain store" warehouses.

Sales and receipts.—"1948 sales and receipts" represents sales of merchandise and receipts from repairs and other services to customers. The figures reflect deductions for returned goods and allowances, but not for trade-in allowances; they exclude sales and excise taxes collected from customers and paid directly to any taxing agency.

Proprietors.—"Active proprietors..." represents owners and partners of unincorporated businesses who devoted the major portion of their time to the business in November 1948.

Employment.—"Number of paid employees..." represents all employees on the pay roll for the pay period ending nearest November 15, 1948. "Full workweek" employees, whether regular or seasonal, are those who in the November 15 pay period were paid for working at least the number of hours typically worked in a week by employees of the reporting establishment.

1948 CENSUS OF BUSINESS

RETAIL, WHOLESALE, SERVICE TRADES

U. S. DEPARTMENT OF COMMERCE
BUREAU OF THE CENSUS

PRELIMINARY

For Release May 29, 1950

Release Series BC-1P-34-048

LUCAS COUNTY, OHIO

Retail, wholesale, and service establishments located in Lucas County, Ohio, showed a substantial expansion in dollar volume of trade from 1939 to 1948 according to preliminary figures from the 1948 Census of Business released today by the Bureau of the Census, U. S. Department of Commerce.

Retail sales in the county during 1948 aggregated \$445.3 million, an increase of 209 percent over the \$144.0 million sales in 1939, when the preceding Census of Business was taken. Wholesale sales volume in the county showed a 287 percent rise over the same period, reaching a total of \$528.8 million in 1948 as compared with \$136.8 million in 1939. The service trades included in the Census of Business reported receipts totaling \$27.9 million in 1948 compared with \$9.8 million in 1939. Hotel receipts moved from \$2.8 million in 1939 to \$6.3 million in 1948. Amusement businesses in the county recorded receipts \$8.4 million in 1948. No comparable figure for 1939 is available.

Employment in the county also rose over the 9-year period between 1939 and 1948 for the trades covered by the Census of Business. Retail trade establishments reported 24,822 paid employees for the workweek ended nearest November 15, 1948. Of these, 19,181 worked the full week, and the remainder part of the week. The comparable total and full workweek figures for 1939 were 17,562 and 13,937. Wholesale trade establishments reported a total of 8,506 full- and part-week employees for the week of November 15, 1948, compared with 5,845 for the same week in 1939. For the selected service trades, November 15, 1948, paid employees numbered 4,369; the comparable figure for 1939, adjusted for change in scope between the two Censuses, was 3,134.

These preliminary figures have been derived from a Census report on Lucas County, Ohio. The report also contains data for the cities of Maumee and Toledo.

Final figures, superseding the preliminary data for Lucas County, will be included in a Bulletin for the State of Ohio to be issued in several months. Similar data will be made available this year in preliminary and final form for each of the counties and States. A single copy of the preliminary release for Lucas County as well as an order blank for other area releases may be obtained by writing to the Bureau of the Census, Washington 25, D. C.

91845

Table 1.—CENSUS OF BUSINESS PRELIMINARY RESULTS FOR 1948, BY TRADE GROUP

LUCAS COUNTY, OHIO

Trade group and kind of business	Number of establishments	1948 sales and receipts (Thousand dollars)	Active proprietors of unincorporated businesses Nov. 1948	Paid employees, workweek ended nearest Nov. 15, 1948	
				Total employees ¹	Full workweek employees
RETAIL TRADE, total.....	4,178	445,273	3,940	24,822	19,181
Food group.....	1,076	104,923	1,031	3,741	2,629
Eating and drinking places.....	986	41,932	1,019	5,346	4,378
General merchandise grp, general stores	84	68,684	65	5,786	3,918
Apparel group.....	264	28,132	184	1,783	1,297
Furniture-home furnishings-appliance grp	220	23,648	196	1,365	1,276
Automotive group.....	199	78,259	154	2,003	1,829
Gasoline service stations.....	416	21,653	447	861	676
Lumber-building-hardware group.....	207	25,490	171	1,383	1,216
Drug and proprietary stores.....	150	13,892	131	914	577
All other retail stores.....	576	38,660	542	1,640	1,385
WHOLESALE TRADE, total.....	660	528,837	292	8,506	x
Merchant wholesalers, total.....	465	302,784	230	6,187	x
Groceries, foods.....	97	60,596	70	1,119	x
Dry goods, apparel.....	7	4,153	2	92	x
Hardware, elec'l, plum'g and heat'g.	57	52,541	15	1,274	x
Mach'y, equip't, industrial supplies	88	17,897	43	689	x
Automotive parts, accessories.....	37	13,722	34	417	x
All other merchant wholesalers.....	179	153,875	66	2,596	x
Manufact'rs' sales branches, offices..	106	128,712	--	1,613	x
Petroleum bulk plants, terminals.....	22	41,571	11	561	x
Agents, brokers (merchandise).....	62	49,386	41	100	x
Assemblers of farm products.....	5	6,384	10	45	x
SELECTED SERVICE TRADES, ^{2/} total.....	1,630	27,863	1,622	4,369	3,815
Personal services.....	1,127	15,903	1,122	2,738	2,408
Business services.....	92	4,697	78	712	630
Automotive repairs and services.....	240	5,191	247	659	554
Other repair services.....	171	2,072	175	260	223
HOTELS.....	46	6,289	30	1,186	1,098
AMUSEMENTS.....	143	8,399	122	1,237	x

x Not available.

^{1/} Includes employees paid for less than the full workweek.^{2/} See General Description on last page for changes from the 1939 Census of Business in the coverage of Service Trades.

Table 2.—CENSUS OF BUSINESS PRELIMINARY RESULTS FOR 1948 FOR CITIES OF 2,500 INHABITANTS OR MORE

LUCAS COUNTY, OHIO

(Data omitted for trade groups where necessary to avoid disclosure)

City and trade group ¹	Number of establishments	1948 sales and receipts (Thousand dollars)	Active proprietors of unincorporated businesses Nov. 1948	Paid employees, workweek ended nearest Nov. 15, 1948	
				Total employees ²	Full workweek employees
Maumee:					
Retail trade.....	72	7,189	62	355	265
Amusements.....	Included with "Remainder of county"				
Toledo:					
Retail trade.....	3,400	395,870	3,182	22,522	17,368
Wholesale trade.....	630	512,792	266	8,317	x
Selected service trades..	1,470	26,012	1,448	4,115	3,602
Hotels.....	46	6,289	30	1,186	1,098
Amusements.....	116	6,762	101	1,131	x
Remainder of county: 3/					
Retail trade.....	706	42,214	696	1,945	1,548
Wholesale trade.....	30	16,045	26	189	x
Amusements.....	27	1,637	21	106	x

x Not available.

1/ See General Description on this page for changes from the 1939 Census of Business in the coverage of Service Trades.

2/ Includes employees paid for less than the full workweek.

3/ Except as indicated above, includes figures for establishments, other than wholesale, not located in cities of 2,500 inhabitants or more, and wholesale establishments not located in cities of 5,000 inhabitants or more.

GENERAL DESCRIPTION OF PRELIMINARY RELEASES FOR THE 1948 CENSUS OF BUSINESS

This series of releases, of which one is planned for each county in the United States, presents preliminary results of the 1948 Census of Business. The information is based on reports submitted by business establishments for that Census. The figures shown are preliminary, and are subject to revision in the final Census publications, but the changes are expected to be relatively minor with respect to coverage. The final Census figures will be issued in a series of Business Census bulletins which will show additional detailed kind-of-business information for all places where there are a sufficient number of establishments.

The 1948 Census of Business was taken under the provision of the Act of June 19, 1948, which provides that the Business Census be taken for 1948 and for each fifth year thereafter. Previous Business Censuses were taken for the years 1929, 1933, 1935, and 1939.

Scope of the Census.—The 1948 Census of Business covered all establishments in the following trades, as defined by the Standard Industrial Classification Manual, May 1949 issue, of the Executive Office of the President: all retail trades; all wholesale trades; all service trades in the following four groups—personal services, business services, automobile repairs and services, and miscellaneous repair services; hotels; tourist courts and camps; and amusements, including motion picture theaters. Some important services not covered are radio broadcasting and television, medical and health, legal, educational, nonprofit, accounting, and domestic services.

This coverage is similar to that of the 1939 Business Census. However, "custom trades" and "services incidental to transportation," which are no longer included in the standard classification of the service trades, are not covered by the 1948 Census. In a number of localities, these exclusions as well as

other changes in the standard classification may have a considerable effect in comparing 1948 with 1939 data, particularly with respect to establishment count.


Establishment definition.—For Census purposes, a business establishment is defined to include only enterprises conducted from a recognizable place of business, provided that the annual sales were in excess of \$5,000 for a wholesale trade establishment and \$500 for establishments in other trades. A detailed analysis of coverage will be provided in future Census of Business publications.

"Number of establishments" is the number of separate business locations, rather than the number of business companies or organizations, since the Census figures represent information reported separately for each business location or establishment. The establishment count reflects the number of places in business at the end of 1948 excluding administrative and executive offices of multiunit organizations, and "chain store" warehouses.

Sales and receipts.—"1948 sales and receipts" represents sales of merchandise and receipts from repairs and other services to customers. The figures reflect deductions for returned goods and allowances, but not for trade-in allowances; they exclude sales and excise taxes collected from customers and paid directly to any taxing agency.

Proprietors.—"Active proprietors..." represents owners and partners of unincorporated businesses who devoted the major portion of their time to the business in November 1948.

Employment.—"Number of paid employees..." represents all employees on the pay roll for the pay period ending nearest November 15, 1948. "Full workweek" employees, whether regular or seasonal, are those who in the November 15 pay period were paid for working at least the number of hours typically worked in a week by employees of the reporting establishment.



1948 CENSUS OF BUSINESS

RETAIL, WHOLESALE, SERVICE TRADES

U. S. DEPARTMENT OF COMMERCE
BUREAU OF THE CENSUS

PRELIMINARY

For Release May 4, 1950

Release Series BC-1P-34-049

MADISON COUNTY, OHIO

Retail, wholesale, and service establishments located in Madison County, Ohio, showed a substantial expansion in dollar volume of trade from 1939 to 1948 according to preliminary figures from the 1948 Census of Business released today by the Bureau of the Census, U. S. Department of Commerce.

Retail sales in the county during 1948 aggregated \$22.8 million, an increase of 293 percent over the \$5.8 million in 1939, when the preceding Census of Business was taken. Wholesale sales in the county reached a total of \$6.7 million in 1948 as compared with \$2.1 million in 1939. The service trades included in the Census of Business recorded receipts totaling \$592,000 in 1948 compared with \$177,000 in 1939.

Employment in the county also rose over the 9-year period between 1939 and 1948 for the above trades. Establishments in these trades reported a combined total of 979 paid employees for the workweek ended nearest November 15, 1948. This compared with a total of 694 employees reported for the week of November 15, 1939.

These preliminary figures have been derived from a Census report on Madison County, Ohio, which also includes data for the city of London. Final figures, superseding the preliminary data for Madison County, will be included in a Bulletin for the State of Ohio to be issued in several months. Similar data will be made available this year in preliminary and final form for each of the counties and States. A single copy of the preliminary release for Madison County as well as an order blank for other area releases may be obtained by writing to the Bureau of the Census, Washington 25, D. C.

Table 1.—CENSUS OF BUSINESS PRELIMINARY RESULTS FOR 1948, BY TRADE GROUP
MADISON COUNTY, OHIO

Trade group and kind of business	Number of establishments	1948 sales and receipts (Thousand dollars)	Active proprietors of unincorporated businesses Nov. 1948	Paid employees, workweek ended nearest Nov. 15, 1948	
				Total employees ¹	Full workweek employees
RETAIL TRADE, total.....	281	22,771	289	876	688
Food group.....	60	3,993	72	154	95
Eating and drinking places.....	38	1,122	38	154	118
General merchandise grp, general stores.	16	886	15	73	45
Apparel group.....	15	624	18	30	19
Furniture-home furnishgs-appliance grp.	15	871	16	28	22
Automotive group.....	30	3,920	26	135	130
Gasoline service stations.....	33	1,259	35	60	49
Lumber-building-hardware group.....	32	3,449	30	110	101
Drug and proprietary stores.....	8	481	9	34	21
All other retail stores.....	34	6,166	30	98	88
WHOLESALE TRADE.....	16	6,724	14	56	x
SELECTED SERVICE TRADES, ² /total.....	75	592	87	47	40
Personal services.....	48	400	56	38	32
All other service trades.....	27	192	31	9	8
AMUSEMENTS.....	10	232	8	45	x

x Not available.

¹/ Includes employees paid for less than the full workweek.

²/ See General Description on last page for changes from the 1939 Census of Business in the coverage of Service Trades.

Table 2.—CENSUS OF BUSINESS PRELIMINARY RESULTS FOR 1948 FOR CITIES OF 2,500 INHABITANTS OR MORE

MADISON COUNTY, OHIO

(Data omitted for trade groups where necessary to avoid disclosure)

City and trade group ¹	Number of establishments	1948 sales and receipts (Thousand dollars)	Active proprietors of unincorporated businesses Nov. 1948	Paid employees, workweek ended nearest Nov. 15, 1948	
				Total employees ²	Full workweek employees
London:					
Retail trade.....	115	11,556	106	446	357
Selected service trades....	29	241	30	28	28
Remainder of county:					
Retail trade.....	166	11,215	183	430	331
Selected service trades....	46	351	57	19	12

1/ See General Description on this page for changes from the 1939 Census of Business in the coverage of Service Trades.

2/ Includes employees paid for less than the full workweek.

GENERAL DESCRIPTION OF PRELIMINARY RELEASES FOR THE 1948 CENSUS OF BUSINESS

This series of releases, of which one is planned for each county in the United States, presents preliminary results of the 1948 Census of Business. The information is based on reports submitted by business establishments for that Census. The figures shown are preliminary, and are subject to revision in the final Census publications, but the changes are expected to be relatively minor with respect to coverage. The final Census figures will be issued in a series of Business Census bulletins which will show additional detailed kind-of-business information for all places where there are a sufficient number of establishments.

The 1948 Census of Business was taken under the provision of the Act of June 19, 1948, which provides that the Business Census be taken for 1948 and for each fifth year thereafter. Previous Business Censuses were taken for the years 1929, 1933, 1936, and 1939.

Scope of the Census.—The 1948 Census of Business covered all establishments in the following trades, as defined by the Standard Industrial Classification Manual, May 1949 issue, of the Executive Office of the President: all retail trades; all wholesale trades; all service trades in the following four groups—personal services, business services, automobile repairs and services, and miscellaneous repair services; hotels; tourist courts and camps; and amusements, including motion picture theaters. Some important services not covered are radio broadcasting and television, medical and health, legal, educational, nonprofit, accounting, and domestic services.

This coverage is similar to that of the 1939 Business Census. However, "custom trades" and "services incidental to transportation," which are no longer included in the standard classification of the service trades, are not covered by the 1948 Census. In a number of localities, these exclusions as well as

other changes in the standard classification may have a considerable effect in comparing 1948 with 1939 data, particularly with respect to establishment count.

Establishment definition.—For Census purposes, a business establishment is defined to include only enterprises conducted from a recognizable place of business, provided that the annual sales were in excess of \$5,000 for a wholesale trade establishment and \$500 for establishments in other trades. A detailed analysis of coverage will be provided in future Census of Business publications.

"Number of establishments" is the number of separate business locations, rather than the number of business companies or organizations, since the Census figures represent information reported separately for each business location or establishment. The establishment count reflects the number of places in business at the end of 1948 excluding administrative and executive offices of multunit organizations, and "chain store" warehouses.

Sales and receipts.—"1948 sales and receipts" represents sales of merchandise and receipts from repairs and other services to customers. The figures reflect deductions for returned goods and allowances, but not for trade-in allowances; they exclude sales and excise taxes collected from customers and paid directly to any taxing agency.

Proprietors.—"Active proprietors..." represents owners and partners of unincorporated businesses who devoted the major portion of their time to the business in November 1948.

Employment.—"Number of paid employees..." represents all employees on the pay roll for the pay period ending nearest November 15, 1948. "Full workweek" employees, whether regular or seasonal, are those who in the November 15 pay period were paid for working at least the number of hours typically worked in a week by employees of the reporting establishment.

1948 CENSUS OF BUSINESS

RETAIL, WHOLESALE, SERVICE TRADES

U. S. DEPARTMENT OF COMMERCE
BUREAU OF THE CENSUS

PRELIMINARY

For Release May 8, 1950

Release Series BC-1P- 34-050

MAHONING COUNTY, OHIO

Retail, wholesale, and service establishments located in Mahoning County, Ohio, showed a substantial expansion in dollar volume of trade from 1939 to 1948 according to preliminary figures from the 1948 Census of Business released today by the Bureau of the Census, U. S. Department of Commerce.

Retail sales in the county during 1948 aggregated \$248.9 million, an increase of 171 percent over the \$91.7 million sales in 1939, when the preceding Census of Business was taken. Wholesale sales volume in the county showed a 210 percent rise over the same period, reaching a total of \$212.1 million in 1948 as compared with \$68.4 million in 1939. The service trades included in the Census of Business reported receipts totaling \$16.5 million in 1948 compared with \$5.3 million in 1939. Amusement businesses in the county recorded receipts of \$4.0 million in 1948. No comparable figure for 1939 is available.

Employment in the county also rose over the 9-year period between 1939 and 1948 for the trades covered by the Census of Business. Retail trade establishments reported 13,946 paid employees for the workweek ended nearest November 15, 1948. Of these, 11,234 worked the full week, and the remainder part of the week. The comparable total and full workweek figures for 1939 were 10,165 and 8,288. Wholesale trade establishments reported a total of 3,840 full- and part-week employees for the week of November 15, 1948, compared with 2,204 for the same week in 1939. For the selected service trades, November 15, 1948, paid employees numbered 2,729; the comparable figure for 1939, adjusted for change in scope between the two Censuses, was 1,500.

These preliminary figures have been derived from a Census report on Mahoning County, Ohio. The report also contains data for the cities of Campbell, Sebring, Struthers, and Youngstown.

Final figures, superseding the preliminary data for Mahoning County, will be included in a Bulletin for the State of Ohio to be issued in several months. Similar data will be made available this year in preliminary and final form for each of the counties and States. A single copy of the preliminary release for Mahoning County as well as an order blank for other area releases may be obtained by writing to the Bureau of the Census, Washington 25, D. C.

Table 1.—CENSUS OF BUSINESS PRELIMINARY RESULTS FOR 1948, BY TRADE GROUP

MAHONING COUNTY, OHIO

Trade group and kind of business	Number of establishments	1948 sales and receipts (Thousand dollars)	Active proprietors of unincorporated businesses Nov. 1948	Paid employees, workweek ended nearest Nov. 15, 1948	
				Total employees ¹	Full workweek employees
RETAIL TRADE, total.....	2,514	248,867	2,444	13,946	11,234
Food group.....	790	65,063	812	2,242	1,664
Eating and drinking places.....	547	18,301	600	2,220	1,791
General merchandise grp, general stores	25	38,673	12	3,739	2,840
Apparel group.....	145	19,345	110	1,027	796
Furniture-home furnishgs-appliance grp	126	12,028	109	855	779
Automotive group.....	130	38,826	110	988	941
Gasoline service stations.....	271	10,499	289	402	294
Lumber-building-hardware group.....	135	20,549	116	1,243	1,134
Drug and proprietary stores.....	77	5,856	65	378	292
All other retail stores.....	268	19,727	221	852	703
WHOLESALE TRADE, total.....	332	212,110	187	3,840	x
Merchant wholesalers, total.....	253	121,663	164	2,902	x
Groceries, foods.....	61	37,132	56	684	x
Dry goods, apparel.....	6	1,187	2	28	x
Hardware, elec'l, plum'g and heat'g.	30	15,758	14	311	x
Mach'y, equip't, industrial supplies	52	11,272	24	457	x
Automotive parts, accessories.....	22	4,215	18	193	x
All other merchant wholesalers.....	82	52,099	50	1,229	x
Manufact'rs' sales branches, offices..	47	65,863	5	693	x
Petroleum bulk plants, terminals.....	18	21,625	7	223	x
Agents, brokers (merchandise).....	14	2,959	11	22	x
SELECTED SERVICE TRADES, ^{2/} total.....	904	16,485	895	2,729	2,450
Personal services.....	589	10,574	569	1,987	1,796
Business services.....	44	1,830	38	279	244
Automotive repairs and services.....	169	3,093	183	370	322
Other repair services.....	102	988	105	93	88
TOURIST COURTS AND CAMPS.....	11	73	10	7	4
AMUSEMENTS.....	90	3,955	70	668	x

x Not available.

^{1/} Includes employees paid for less than the full workweek.^{2/} See General Description on last page for changes from the 1939 Census of Business in the coverage of Service Trades.

Table 2.—CENSUS OF BUSINESS PRELIMINARY RESULTS FOR 1948 FOR CITIES OF 2,500 INHABITANTS OR MORE

MAHONING COUNTY, OHIO

(Data omitted for trade groups where necessary to avoid disclosure)

City and trade group ¹	Number of establishments	1948 sales and receipts (Thousand dollars)	Active proprietors of unincorporated businesses Nov. 1948	Paid employees, workweek ended nearest Nov. 15, 1948	
				Total employees ²	Full workweek employees
Campbell:					
Retail trade.....	137	4,714	746	148	122
Selected service trades....	39	251	44	34	25
Sebring:					
Retail trade.....	54	2,420	57	119	80
Selected service trades....	19	173	24	20	15
Struthers:					
Retail trade.....	134	7,701	131	321	239
Selected service trades....	32	383	33	51	46
Youngstown:					
Retail trade.....	1,786	212,144	1,692	12,473	10,140
Wholesale trade.....	309	195,730	170	3,575	x
Selected service trades....	723	14,999	689	2,564	2,316
Amusements.....	52	3,219	40	531	x
Remainder of county:^{3/}					
Retail trade.....	403	21,888	418	885	653
Wholesale trade.....	23	16,380	17	265	x
Selected service trades....	91	679	105	60	48
Tourist courts and camps...	11	73	10	7	4
Amusements.....	24	529	15	52	x

x Not available.

1/ See General Description on last page for changes from the 1939 Census of Business in the coverage of Service Trades.

2/ Includes employees paid for less than the full workweek.

3/ Includes figures for establishments, other than wholesale, not located in cities of 2,500 inhabitants or more, and wholesale establishments not located in cities of 5,000 inhabitants or more.

GENERAL DESCRIPTION OF PRELIMINARY RELEASES FOR THE 1948 CENSUS OF BUSINESS

This series of releases, of which one is planned for each county in the United States, presents preliminary results of the 1948 Census of Business. The information is based on reports submitted by business establishments for that Census. The figures shown are preliminary, and are subject to revision in the final Census publications, but the changes are expected to be relatively minor with respect to coverage. The final Census figures will be issued in a series of Business Census bulletins which will show additional detailed kind-of-business information for all places where there are a sufficient number of establishments.

The 1948 Census of Business was taken under the provision of the Act of June 19, 1948, which provides that the Business Census be taken for 1948 and for each fifth year thereafter. Previous Business Censuses were taken for the years 1929, 1933, 1935, and 1939.

Scope of the Census.—The 1948 Census of Business covered all establishments in the following trades, as defined by the Standard Industrial Classification Manual, May 1949 issue, of the Executive Office of the President: all retail trades; all wholesale trades; all service trades in the following four groups—personal services, business services, automobile repairs and services, and miscellaneous repair services; hotels; tourist courts and camps; and amusements, including motion picture theaters. Some important services not covered are radio broadcasting and television, medical and health, legal, educational, nonprofit, accounting, and domestic services.

This coverage is similar to that of the 1939 Business Census. However, "custom trades" and "services incidental to transportation," which are no longer included in the standard classification of the service trades, are not covered by the 1948 Census. In a number of localities, these exclusions as well as other changes in the standard classification may have a considerable effect in comparing

1948 with 1939 data, particularly with respect to establishment count.

Establishment definition.—For Census purposes, a business establishment is defined to include only enterprises conducted from a recognizable place of business, provided that the annual sales were in excess of \$5,000 for a wholesale trade establishment and \$500 for establishments in other trades. A detailed analysis of coverage will be provided in future Census of Business publications.

"Number of establishments" is the number of separate business locations, rather than the number of business companies or organizations, since the Census figures represent information reported separately for each business location or establishment. The establishment count reflects the number of places in business at the end of 1948 excluding administrative and executive offices of multiunit organizations, and "chain store" warehouses.

Sales and receipts.—"1948 sales and receipts" represents sales of merchandise and receipts from repairs and other services to customers. The figures reflect deductions for returned goods and allowances, but not for trade-in allowances; they exclude sales and excise taxes collected from customers and paid directly to any taxing agency.

Proprietors.—"Active proprietors..." represents owners and partners of unincorporated businesses who devoted the major portion of their time to the business in November 1948.

Employment.—"Number of paid employees..." represents all employees on the pay roll for the pay period ending nearest November 15, 1948. "Full workweek" employees, whether regular or seasonal, are those who in the November 15 pay period were paid for working at least the number of hours typically worked in a week by employees of the reporting establishment.

1948 CENSUS OF BUSINESS

RETAIL, WHOLESALE, SERVICE TRADES

U. S. DEPARTMENT OF COMMERCE
BUREAU OF THE CENSUS

PRELIMINARY

For Release May 15, 1950

Release Series BC-1P-34-051

MARION COUNTY, OHIO

Retail, wholesale, and service establishments located in Marion County, Ohio, showed a substantial expansion in dollar volume of trade from 1939 to 1948 according to preliminary figures from the 1948 Census of Business released today by the Bureau of the Census, U. S. Department of Commerce.

Retail sales in the county during 1948 aggregated \$51.0 million, an increase of 257 percent over the \$14.3 million in 1939, when the preceding Census of Business was taken. Wholesale sales in the county reached a total of \$24.4 million in 1948 as compared with \$5.3 million in 1939. The service trades included in the Census of Business recorded receipts totaling \$2.6 million in 1948 compared with \$0.4 million in 1939.

Employment in the county also rose over the 9-year period between 1939 and 1948 for the above trades. Establishments in these trades reported a combined total of 3,897 paid employees for the workweek ended nearest November 15, 1948. This compared with a total of 1,957 employees reported for the week of November 15, 1939.

These preliminary figures have been derived from a Census report on Marion County, Ohio, which also includes data for the city of Marion. Final figures, superseding the preliminary data for Marion County, will be included in a Bulletin for the State of Ohio to be issued in several months. Similar data will be made available this year in preliminary and final form for each of the counties and States. A single copy of the preliminary release for Marion County as well as an order blank for other area releases may be obtained by writing to the Bureau of the Census, Washington 25, D. C.

Table 1.—CENSUS OF BUSINESS PRELIMINARY RESULTS FOR 1948, BY TRADE GROUP
MARION COUNTY, OHIO

Trade group and kind of business	Number of establishments	1948 sales and receipts (Thousand dollars)	Active proprietors of unincorporated businesses Nov. 1948	Paid employees, workweek ended nearest Nov. 15, 1948	
				Total employees ¹	Full workweek employees
RETAIL TRADE, total.....	637	51,029	609	3,129	2,488
Food group.....	164	11,719	169	503	302
Eating and drinking places.....	116	3,352	121	461	369
General merchandise grp, general stores.	15	5,684	4	462	335
Apparel group.....	35	2,845	24	194	144
Furniture-home furnishings-appliance grp.	29	2,475	27	131	116
Automotive group.....	43	8,236	33	320	307
Gasoline service stations.....	67	2,232	70	114	89
Lumber-building-hardware group.....	69	7,135	67	371	323
All other retail stores.....	99	7,351	94	573	503
WHOLESALE TRADE, total.....	65	24,432	52	376	x
Merchant wholesalers.....	43	9,344	38	259	x
Petroleum bulk plant. terminals.....	10	3,828	9	39	x
Other types of wholesale,	12	11,260	5	78	x
SELECTED SERVICE TRADES, ² total.....	237	2,618	249	392	355
Personal services.....	135	1,257	146	212	188
All other service trades.....	102	1,361	103	180	167
AMUSEMENTS.....	19	664	21	91	x

x Not available.

¹/ Includes employees paid for less than the full workweek.

²/ See General Description on last page for changes from the 1939 Census of Business in the coverage of Service Trades.

Table 2.—CENSUS OF BUSINESS PRELIMINARY RESULTS FOR 1948 FOR CITIES OF 2,500 INHABITANTS OR MORE

MARION COUNTY, OHIO

(Data omitted for trade groups where necessary to avoid disclosure)

City and trade group ¹	Number of establishments	1948 sales and receipts (Thousand dollars)	Active proprietors of unincorporated businesses Nov. 1948	Paid employees, workweek ended nearest Nov. 15, 1948	
				Total employees ²	Full workweek employees
Marion:					
Retail trade.....	423	41,204	374	2,745	2,190
Wholesale trade.....	53	14,514	45	321	x
Selected service trades....	186	2,369	195	379	347
Amusements.....	12	613	15	81	x
Remainder of county:					
Retail trade.....	214	9,825	235	384	298
Wholesale trade.....	12	9,918	7	55	x
Selected service trades....	51	249	54	13	8
Amusements.....	7	51	6	10	x

x Not available.

^{1/} See General Description on this page for changes from the 1939 Census of Business in the coverage of Service Trades.

^{2/} Includes employees paid for less than the full workweek.

GENERAL DESCRIPTION OF PRELIMINARY RELEASES FOR THE 1948 CENSUS OF BUSINESS

This series of releases, of which one is planned for each county in the United States, presents preliminary results of the 1948 Census of Business. The information is based on reports submitted by business establishments for that Census. The figures shown are preliminary, and are subject to revision in the final Census publications, but the changes are expected to be relatively minor with respect to coverage. The final Census figures will be issued in a series of Business Census bulletins which will show additional detailed kind-of-business information for all places where there are a sufficient number of establishments.

The 1948 Census of Business was taken under the provision of the Act of June 19, 1948, which provides that the Business Census be taken for 1948 and for each fifth year thereafter. Previous Business Censuses were taken for the years 1929, 1933, 1935, and 1939.

Scope of the Census.—The 1948 Census of Business covered all establishments in the following trades, as defined by the Standard Industrial Classification Manual, May 1949 issue, of the Executive Office of the President: all retail trades; all wholesale trades; all service trades in the following four groups—personal services, business services, automobile repairs and services, and miscellaneous repair services; hotels; tourist courts and camps; and amusements, including motion picture theaters. Some important services not covered are radio broadcasting and television, medical and health, legal, educational, nonprofit, accounting, and domestic services.

This coverage is similar to that of the 1939 Business Census. However, "custom trades" and "services incidental to transportation," which are no longer included in the standard classification of the service trades, are not covered by the 1948 Census. In a number of localities, these exclusions as well as

other changes in the standard classification may have a considerable effect in comparing 1948 with 1939 data, particularly with respect to establishment count.

Establishment definition.—For Census purposes, a business establishment is defined to include only enterprises conducted from a recognizable place of business, provided that the annual sales were in excess of \$5,000 for a wholesale trade establishment and \$500 for establishments in other trades. A detailed analysis of coverage will be provided in future Census of Business publications.

"Number of establishments" is the number of separate business locations, rather than the number of business companies or organizations, since the Census figures represent information reported separately for each business location or establishment. The establishment count reflects the number of places in business at the end of 1948 excluding administrative and executive offices of multiunit organizations, and "chain store" warehouses.

Sales and receipts.—"1948 sales and receipts" represents sales of merchandise and receipts from repairs and other services to customers. The figures reflect deductions for returned goods and allowances, but not for trade-in allowances; they exclude sales and excise taxes collected from customers and paid directly to any taxing agency.

Proprietors.—"Active proprietors..." represents owners and partners of unincorporated businesses who devoted the major portion of their time to the business in November 1948.

Employment.—"Number of paid employees..." represents all employees on the pay roll for the pay period ending nearest November 15, 1948. "Full workweek" employees, whether regular or seasonal, are those who in the November 15 pay period were paid for working at least the number of hours typically worked in a week by employees of the reporting establishment.

1948 CENSUS OF BUSINESS

RETAIL, WHOLESALE, SERVICE TRADES

U. S. DEPARTMENT OF COMMERCE
BUREAU OF THE CENSUS

PRELIMINARY

For Release May 3, 1950

Release Series BC-1P-34-052

MEDINA COUNTY, OHIO

Retail, wholesale, and service establishments located in Medina County, Ohio, showed a substantial expansion in dollar volume of trade from 1939 to 1948 according to preliminary figures from the 1948 Census of Business released today by the Bureau of the Census, U. S. Department of Commerce.

Retail sales in the county during 1948 aggregated \$36.0 million, an increase of 227 percent over the \$11.0 million in 1939, when the preceding Census of Business was taken. Wholesale sales in the county reached a total of \$10.3 million in 1948 as compared with \$2.0 million in 1939. The service trades included in the Census of Business recorded receipts totaling \$1.2 million in 1948 compared with \$0.3 million in 1939.

Employment in the county also rose over the 9-year period between 1939 and 1948 for the above trades. Establishments in these trades reported a combined total of 1,932 paid employees for the workweek ended nearest November 15, 1948. This compared with a total of 1,033 employees reported for the week of November 15, 1939.

These preliminary figures have been derived from a Census report on Medina County, Ohio, which also includes data for the cities of Medina and Wadsworth. Final figures, superseding the preliminary data for Medina County, will be included in a Bulletin for the State of Ohio to be issued in several months. Similar data will be made available this year in preliminary and final form for each of the counties and States. A single copy of the preliminary release for Medina County as well as an order blank for other area releases may be obtained by writing to the Bureau of the Census, Washington 25, D. C.

Table 1.—CENSUS OF BUSINESS PRELIMINARY RESULTS FOR 1948, BY TRADE GROUP
MEDINA COUNTY, OHIO

Trade group and kind of business	Number of establishments	1948 sales and receipts (Thousand dollars)	Active proprietors of unincorporated businesses Nov. 1948	Paid employees, workweek ended nearest Nov. 15, 1948	
				Total employees ¹	Full workweek employees
RETAIL TRADE, total.....	443	36,010	443	1,598	1,272
Food group.....	95	8,055	94	286	201
Eating and drinking places.....	90	2,242	107	265	217
General merchandise grp, general stores	18	1,013	23	79	41
Apparel group.....	17	1,101	11	69	50
Furniture-home furnishings-appliance grp	23	1,233	25	61	58
Automotive group.....	35	5,611	31	216	193
Gasoline service stations.....	73	3,041	74	126	96
Lumber-building-hardware group.....	29	3,755	27	170	152
Drug and proprietary stores.....	9	944	8	59	36
All other retail stores.....	54	9,015	43	267	228
WHOLESALE TRADE, total.....	24	10,257	27	214	x
Merchant wholesalers.....	13	4,845	15	124	x
Other types of wholesale.....	11	5,412	12	90	x
SELECTED SERVICE TRADES, ^{2/} total.....	144	1,219	159	120	96
Personal services.....	74	579	81	85	68
All other service trades.....	70	640	78	35	28
AMUSEMENTS.....	19	228	18	17	x

x Not available.

^{1/} Includes employees paid for less than the full workweek.

^{2/} See General Description on last page for changes from the 1939 Census of Business in the coverage of Service Trades.

Table 2.—CENSUS OF BUSINESS PRELIMINARY RESULTS FOR 1948 FOR CITIES OF 2,500 INHABITANTS OR MORE

MEDINA COUNTY, OHIO

(Data omitted for trade groups where necessary to avoid disclosure)

City and trade group ¹	Number of establishments	1948 sales and receipts (Thousand dollars)	Active proprietors of unincorporated businesses Nov. 1948	Paid employees, workweek ended nearest Nov. 15, 1948	
				Total employees ²	Full workweek employees
Medina:					
Retail trade.....	99	14,868	82	673	558
Wholesale trade.....	11	5,560	15	122	x
Selected service trades..	30	277	37	31	21
Wadsworth:					
Retail trade.....	97	8,326	103	380	282
Wholesale trade.....		Included with "Remainder of county"			
Selected service trades..	43	385	50	59	51
Remainder of county: ^{3/}					
Retail trade.....	247	12,816	258	545	432
Wholesale trade.....	13	4,697	12	92	x
Selected service trades..	71	557	72	30	24

x Not available.

1/ See General Description on this page for changes from the 1939 Census of Business in the coverage of Service Trades.

2/ Includes employees paid for less than the full workweek.

3/ Except as indicated above, includes figures for establishments, other than wholesale not located in cities of 2,500 inhabitants or more, and wholesale establishments not located in cities of 5,000 inhabitants or more.

GENERAL DESCRIPTION OF PRELIMINARY RELEASES FOR THE 1948 CENSUS OF BUSINESS

This series of releases, of which one is planned for each county in the United States, presents preliminary results of the 1948 Census of Business. The information is based on reports submitted by business establishments for that Census. The figures shown are preliminary, and are subject to revision in the final Census publications, but the changes are expected to be relatively minor with respect to coverage. The final Census figures will be issued in a series of Business Census bulletins which will show additional detailed kind-of-business information for all places where there are a sufficient number of establishments.

The 1948 Census of Business was taken under the provision of the Act of June 19, 1948, which provides that the Business Census be taken for 1948 and for each fifth year thereafter. Previous Business Censuses were taken for the years 1929, 1933, 1935, and 1939.

Scope of the Census.—The 1948 Census of Business covered all establishments in the following trades, as defined by the Standard Industrial Classification Manual, May 1949 issue, of the Executive Office of the President: all retail trades; all wholesale trades; all service trades in the following four groups—personal services, business services, automobile repairs and services, and miscellaneous repair services; hotels; tourist courts and camps; and amusements, including motion picture theaters. Some important services not covered are radio broadcasting and television, medical and health, legal, educational, nonprofit, accounting, and domestic services.

This coverage is similar to that of the 1939 Business Census. However, "custom trades" and "services incidental to transportation," which are no longer included in the standard classification of the service trades, are not covered by the 1948 Census. In a number of localities, these exclusions as well as

other changes in the standard classification may have a considerable effect in comparing 1948 with 1939 data, particularly with respect to establishment count.

Establishment definition.—For Census purposes, a business establishment is defined to include only enterprises conducted from a recognizable place of business, provided that the annual sales were in excess of \$5,000 for a wholesale trade establishment and \$500 for establishments in other trades. A detailed analysis of coverage will be provided in future Census of Business publications.

"Number of establishments" is the number of separate business locations, rather than the number of business companies or organizations, since the Census figures represent information reported separately for each business location or establishment. The establishment count reflects the number of places in business at the end of 1948 excluding administrative and executive offices of multinational organizations, and "chain store" warehouses.

Sales and receipts.—"1948 sales and receipts" represents sales of merchandise and receipts from repairs and other services to customers. The figures reflect deductions for returned goods and allowances, but not for trade-in allowances; they exclude sales and excise taxes collected from customers and paid directly to any taxing agency.

Proprietors.—"Active proprietors..." represents owners and partners of unincorporated businesses who devoted the major portion of their time to the business in November 1948.

Employment.—"Number of paid employees..." represents all employees on the pay roll for the pay period ending nearest November 15, 1948. "Full workweek" employees, whether regular or seasonal, are those who in the November 15 pay period were paid for working at least the number of hours typically worked in a week by employees of the reporting establishment.

1948 CENSUS OF BUSINESS

RETAIL, WHOLESALE, SERVICE TRADES

U. S. DEPARTMENT OF COMMERCE
BUREAU OF THE CENSUS

PRELIMINARY

For Release May 15, 1950

Release Series BC-1P-34-053

MEIGS COUNTY, OHIO

Retail, wholesale, and service establishments located in Meigs County, Ohio, showed a substantial expansion in dollar volume of trade from 1939 to 1948 according to preliminary figures from the 1948 Census of Business released today by the Bureau of the Census, U. S. Department of Commerce.

Retail sales in the county during 1948 aggregated \$14.2 million, an increase of 190 percent over the \$4.9 million in 1939, when the preceding Census of Business was taken. Wholesale sales in the county reached a total of \$3.7 million in 1948 as compared with \$1.7 million in 1939. The service trades included in the Census of Business recorded receipts totaling \$403,000 in 1948 compared with \$217,000 in 1939.

Employment in the county also rose over the 9-year period between 1939 and 1948 for the above trades. Establishments in these trades reported a combined total of 873 paid employees for the workweek ended nearest November 15, 1948. This compared with a total of 598 employees reported for the week of November 15, 1939.

These preliminary figures have been derived from a Census report on Meigs County, Ohio, which also includes data for the cities of Middleport and Pomeroy. Final figures, superseding the preliminary data for Meigs County, will be included in a Bulletin for the State of Ohio to be issued in several months. Similar data will be made available this year in preliminary and final form for each of the counties and States. A single copy of the preliminary release for Meigs County as well as an order blank for other area releases may be obtained by writing to the Bureau of the Census, Washington 25, D. C.

Table 1.—CENSUS OF BUSINESS PRELIMINARY RESULTS FOR 1948, BY TRADE GROUP
MEIGS COUNTY, OHIO

Trade group and kind of business	Number of establishments	1948 sales and receipts (Thousand dollars)	Active proprietors of unincorporated businesses Nov. 1948	Paid employees, workweek ended nearest Nov. 15, 1948	
				Total employees ¹	Full workweek employees
RETAIL TRADE, total.....	280	14,194	287	716	614
Food group.....	75	3,304	84	114	76
Eating and drinking places.....	53	1,089	57	112	95
General merchandise grp, general stores.	23	1,661	22	101	90
Apparel group.....	15	506	14	24	21
Furniture-home furnishings-appliance grp.	11	380	9	18	15
Automotive group.....	14	2,614	14	104	96
Gasoline service stations.....	41	1,311	41	49	40
Lumber-building-hardware group.....	26	1,487	25	133	126
Drug and proprietary stores.....	6	387	7	24	20
All other retail stores.....	16	1,455	14	37	35
WHOLESALE TRADE.....	17	3,720	9	91	x
SELECTED SERVICE TRADES, ^{2/} total.....	55	403	58	66	62
Personal services.....	36	287	37	56	54
All other service trades.....	19	116	21	10	8

x Not available.

^{1/} Includes employees paid for less than the full workweek.

^{2/} See General Description on last page for changes from the 1939 Census of Business in the coverage of Service Trades.

Table 2.—CENSUS OF BUSINESS PRELIMINARY RESULTS FOR 1948 FOR CITIES OF 2,500 INHABITANTS OR MORE

MEIGS COUNTY, OHIO

(Data omitted for trade groups where necessary to avoid disclosure)

City and trade group ¹	Number of establishments	1948 sales and receipts (Thousand dollars)	Active proprietors of unincorporated businesses Nov. 1948	Paid employees, workweek ended nearest Nov. 15, 1948	
				Total employees ²	Full workweek employees
Middleport:					
Retail trade.....	70	3,392	71	173	152
Selected service trades...	14	131	16	28	26
Pomeroy:					
Retail trade.....	91	7,908	91	417	351
Selected service trades...	26	187	25	33	33
Remainder of county:^{3/}					
Retail trade.....	119	2,894	125	126	111
Selected service trades...	15	85	17	5	3

^{1/} See General Description on this page for changes from the 1939 Census of Business in the coverage of Service Trades.

^{2/} Includes employees paid for less than the full workweek.

^{3/} Includes figures for establishments not located in cities of 2,500 inhabitants or more.

GENERAL DESCRIPTION OF PRELIMINARY RELEASES FOR THE 1948 CENSUS OF BUSINESS

This series of releases, of which one is planned for each county in the United States, presents preliminary results of the 1948 Census of Business. The information is based on reports submitted by business establishments for that Census. The figures shown are preliminary, and are subject to revision in the final Census publications, but the changes are expected to be relatively minor with respect to coverage. The final Census figures will be issued in a series of Business Census bulletins which will show additional detailed kind-of-business information for all places where there are a sufficient number of establishments.

The 1948 Census of Business was taken under the provision of the Act of June 19, 1948, which provides that the Business Census be taken for 1948 and for each fifth year thereafter. Previous Business Censuses were taken for the years 1929, 1933, 1936, and 1939.

Scope of the Census.—The 1948 Census of Business covered all establishments in the following trades, as defined by the Standard Industrial Classification Manual, May 1949 issue, of the Executive Office of the President: all retail trades; all wholesale trades; all service trades in the following four groups—personal services, business services, automobile repairs and services, and miscellaneous repair services; hotels; tourist courts and camps; and amusements, including motion picture theaters. Some important services not covered are radio broadcasting and television, medical and health, legal, educational, nonprofit, accounting, and domestic services.

This coverage is similar to that of the 1939 Business Census. However, "custom trades" and "services incidental to transportation," which are no longer included in the standard classification of the service trades, are not covered by the 1948 Census. In a number of localities, these exclusions as well as

other changes in the standard classification may have a considerable effect in comparing 1948 with 1939 data, particularly with respect to establishment count.

Establishment definition.—For Census purposes, a business establishment is defined to include only enterprises conducted from a recognizable place of business, provided that the annual sales were in excess of \$5,000 for a wholesale trade establishment and \$500 for establishments in other trades. A detailed analysis of coverage will be provided in future Censuses of Business publications.

"Number of establishments" is the number of separate business locations, rather than the number of business companies or organizations, since the Census figures represent information reported separately for each business location or establishment. The establishment count reflects the number of places in business at the end of 1948 excluding administrative and executive offices of multinit organizations, and "chain store" warehouses.

Sales and receipts.—"1948 sales and receipts" represents sales of merchandise and receipts from repairs and other services to customers. The figures reflect deductions for returned goods and allowances, but not for trade-in allowances; they exclude sales and excise taxes collected from customers and paid directly to any taxing agency.

Proprietors.—"Active proprietors..." represents owners and partners of unincorporated businesses who devoted the major portion of their time to the business in November 1948.

Employment.—"Number of paid employees..." represents all employees on the pay roll for the pay period ending nearest November 15, 1948. "Full workweek" employees, whether regular or seasonal, are those who in the November 15 pay period were paid for working at least the number of hours typically worked in a week by employees of the reporting establishment.

1948 CENSUS OF BUSINESS

RETAIL, WHOLESALE, SERVICE TRADES

U. S. DEPARTMENT OF COMMERCE
BUREAU OF THE CENSUS

PRELIMINARY

For Release May 15, 1950

Release Series BC-1P-34-054

MERCER COUNTY, OHIO

Retail, wholesale, and service establishments located in Mercer County, Ohio, showed a substantial expansion in dollar volume of trade from 1939 to 1948 according to preliminary figures from the 1948 Census of Business released today by the Bureau of the Census, U. S. Department of Commerce.

Retail sales in the county during 1948 aggregated \$26.7 million, an increase of 293 percent over the \$6.8 million in 1939, when the preceding Census of Business was taken. Wholesale sales in the county reached a total of \$14.5 million in 1948 as compared with \$3.8 million in 1939. The service trades included in the Census of Business recorded receipts totaling \$790,000 in 1948 compared with \$310,000 in 1939.

Employment in the county also rose over the 9-year period between 1939 and 1948 for the above trades. Establishments in these trades reported a combined total of 1,284 paid employees for the workweek ended nearest November 15, 1948. This compared with a total of 872 employees reported for the week of November 15, 1939.

These preliminary figures have been derived from a Census report on Mercer County, Ohio, which also includes data for the city of Celina. Final figures, superseding the preliminary data for Mercer County, will be included in a Bulletin for the State of Ohio to be issued in several months. Similar data will be made available this year in preliminary and final form for each of the counties and States. A single copy of the preliminary release for Mercer County as well as an order blank for other area releases may be obtained by writing to the Bureau of the Census, Washington 25, D. C.

Table 1.—CENSUS OF BUSINESS PRELIMINARY RESULTS FOR 1948, BY TRADE GROUP

MERCER COUNTY, OHIO

Trade group and kind of business	Number of establishments	1948 sales and receipts (Thousand dollars)	Active proprietors of unincorporated businesses Nov. 1948	Paid employees, workweek ended nearest Nov. 15, 1948	
				Total employees ¹	Full workweek employees
RETAIL TRADE, total.....	404	26,735	426	1,059	820
Food group.....	83	4,351	84	134	81
Eating and drinking places.....	69	2,167	80	214	139
General merchandise grp, general stores	13	1,081	12	94	61
Apparel group.....	22	1,245	26	57	43
Furniture-home furnisngs-appliance grp	27	955	29	39	28
Automotive group.....	30	4,728	32	126	116
Gasoline service stations.....	48	1,758	53	79	53
Lumber-building-hardware group.....	48	5,714	51	199	194
Drug and proprietary stores.....	8	345	11	21	14
All other retail stores.....	56	4,391	48	96	91
WHOLESALE TRADE, total.....	55	14,457	41	146	x
Merchant wholesalers.....	14	2,116	17	35	x
Petroleum bulk plants, terminals.....	12	3,717	8	33	x
Assemblers of farm products.....	24	7,586	11	69	x
Other types of wholesale.....	5	1,038	5	9	x
SELECTED SERVICE TRADES, 2/ total.....	115	790	131	79	71
Personal services.....	55	389	62	52	46
All other service trades.....	60	401	69	27	25
AMUSEMENTS.....	18	253	8	78	x

x Not available.

1/ Includes employees paid for less than the full workweek.

2/ See General Description on last page for changes from the 1939 Census of Business in the coverage of Service Trades.

Table 2.—CENSUS OF BUSINESS PRELIMINARY RESULTS FOR 1948 FOR CITIES OF 2,500 INHABITANTS OR MORE

MERCER COUNTY, OHIO

(Data omitted for trade groups where necessary to avoid disclosure)

City and trade group ¹	Number of establishments	1948 sales and receipts (Thousand dollars)	Active proprietors of unincorporated businesses Nov. 1948	Paid employees, workweek ended nearest Nov. 15, 1948	
				Total employees ²	Full workweek employees
Celina:					
Retail trade.....	144	12,869	142	551	437
Selected service trades..	39	346	47	40	36
Remainder of county:					
Retail trade.....	260	13,866	284	508	383
Selected service trades..	76	444	84	39	35

1/ See General Description on this page for changes from the 1939 Census of Business in the coverage of Service Trades.

2/ Includes employees paid for less than the full workweek.

GENERAL DESCRIPTION OF PRELIMINARY RELEASES FOR THE 1948 CENSUS OF BUSINESS

This series of releases, of which one is planned for each county in the United States, presents preliminary results of the 1948 Census of Business. The information is based on reports submitted by business establishments for that Census. The figures shown are preliminary, and are subject to revision in the final Census publications, but the changes are expected to be relatively minor with respect to coverage. The final Census figures will be issued in a series of Business Census bulletins which will show additional detailed kind-of-business information for all places where there are a sufficient number of establishments.

The 1948 Census of Business was taken under the provision of the Act of June 19, 1948, which provides that the Business Census be taken for 1948 and for each fifth year thereafter. Previous Business Censuses were taken for the years 1929, 1933, 1936, and 1939.

Scope of the Census.—The 1948 Census of Business covered all establishments in the following trades, as defined by the Standard Industrial Classification Manual, May 1949 issue, of the Executive Office of the President: all retail trades; all wholesale trades; all service trades in the following four groups—personal services, business services, automobile repairs and services, and miscellaneous repair services; hotels; tourist courts and camps; and amusements, including motion picture theaters. Some important services not covered are radio broadcasting and television, medical and health, legal, educational, nonprofit, accounting, and domestic services.

This coverage is similar to that of the 1939 Business Census. However, "custom trades" and "services incidental to transportation," which are no longer included in the standard classification of the service trades, are not covered by the 1948 Census. In a number of localities, there are exclusions as well as

other changes in the standard classification may have a considerable effect in comparing 1948 with 1939 data, particularly with respect to establishment count.

Establishment definition.—For Census purposes, a business establishment is defined to include only enterprises conducted from a recognizable place of business, provided that the annual sales were in excess of \$5,000 for a wholesale trade establishment and \$500 for establishments in other trades. A detailed analysis of coverage will be provided in future Census of Business publications.

"Number of establishments" is the number of separate business locations, rather than the number of business companies or organizations, since the Census figures represent information reported separately for each business location or establishment. The establishment count reflects the number of places in business at the end of 1948 excluding administrative and executive offices of multiunit organizations, and "chain store" warehouses.

Sales and receipts.—"1948 sales and receipts" represents sales of merchandise and receipts from repairs and other services to customers. The figures reflect deductions for returned goods and allowances, but not for trade-in allowances; they exclude sales and excise taxes collected from customers and paid directly to any taxing agency.

Proprietors.—"Active proprietors..." represents owners and partners of unincorporated businesses who devoted the major portion of their time to the business in November 1948.

Employment.—"Number of paid employees..." represents all employees on the pay roll for the pay period ending nearest November 15, 1948. "Full workweek" employees, whether regular or seasonal, are those who in the November 15 pay period were paid for working at least the number of hours typically worked in a week by employees of the reporting establishment.

1948 CENSUS OF BUSINESS

RETAIL, WHOLESALE, SERVICE TRADES

U. S. DEPARTMENT OF COMMERCE
BUREAU OF THE CENSUS

PRELIMINARY

For Release May 4, 1950

Release Series BC-1P-34-055

MIAMI COUNTY, OHIO

Retail, wholesale, and service establishments located in Miami County, Ohio, showed a substantial expansion in dollar volume of trade from 1939 to 1948 according to preliminary figures from the 1948 Census of Business released today by the Bureau of the Census, U. S. Department of Commerce.

Retail sales in the county during 1948 aggregated \$53.9 million, an increase of 217 percent over the \$17.0 million in 1939, when the preceding Census of Business was taken. Wholesale sales in the county reached a total of \$19.9 million in 1948 as compared with \$5.6 million in 1939. The service trades included in the Census of Business recorded receipts totaling \$2.4 million in 1948 compared with \$0.7 million in 1939.

Employment in the county also rose over the 9-year period between 1939 and 1948 for the above trades. Establishments in these trades reported a combined total of 3,348 paid employees for the workweek ended nearest November 15, 1948. This compared with a total of 2,373 employees reported for the week of November 15, 1939.

These preliminary figures have been derived from a Census report on Miami County, Ohio, which also includes data for Piqua, Tipp City, and Troy. Final figures, superseding the preliminary data for Miami County, will be included in a Bulletin for the State of Ohio to be issued in several months. Similar data will be made available this year in preliminary and final form for each of the counties and States. A single copy of the preliminary release for Miami County as well as an order blank for other area releases may be obtained by writing to the Bureau of the Census, Washington 25, D. C.

Table 1.—CENSUS OF BUSINESS PRELIMINARY RESULTS FOR 1948, BY TRADE GROUP

MIAMI COUNTY, OHIO

Trade group and kind of business	Number of establishments	1948 sales and receipts (Thousand dollars)	Active proprietors of unincorporated businesses Nov. 1948	Paid employees, workweek ended nearest Nov. 15, 1948	
				Total employees ¹	Full workweek employees
RETAIL TRADE, total.....	724	53,926	730	2,738	2,141
Food group.....	169	13,223	166	467	323
Eating and drinking places.....	113	3,933	129	494	431
General merchandise group, general stores....	29	5,366	15	502	331
Apparel group.....	41	2,355	34	148	88
Furniture-home furnishings-appliance group..	41	2,374	39	111	93
Automotive group.....	59	9,969	64	289	270
Gasoline service stations.....	96	3,916	103	140	111
Lumber-building-hardware group.....	69	5,163	63	245	213
Drug and proprietary stores.....	18	1,490	20	104	77
All other retail stores.....	89	6,137	97	238	204
WHOLESALE TRADE, total.....	60	19,928	47	327	x
Merchant wholesalers.....	33	9,221	32	220	x
Assemblers of farm products.....	13	5,781	2	52	x
Other types of wholesale.....	14	4,926	13	55	x
SELECTED SERVICE TRADES, ² /total.....	218	2,382	231	283	249
Personal services.....	123	1,431	129	215	189
Business services.....	11	159	14	20	20
Automotive repairs and services.....	42	415	46	27	24
Other repair services.....	42	377	42	21	16
AMUSEMENTS.....	23	742	18	120	x

x Not available.

¹/ Includes employees paid for less than the full workweek.

²/ See General Description on last page for changes from the 1939 Census of Business in the coverage of Service Trades.

Table 2.—CENSUS OF BUSINESS PRELIMINARY RESULTS FOR 1948 FOR CITIES OF 2,500 INHABITANTS OR MORE

MIAMI COUNTY, OHIO

(Data omitted for trade groups where necessary to avoid disclosure)

City and trade group ¹	Number of establishments	1948 sales and receipts (Thousand dollars)	Active proprietors of unincorporated businesses Nov. 1948	Paid employees, workweek ended nearest Nov. 15, 1948	
				Total employees ²	Full workweek employees
Piqua:					
Retail trade.....	245	20,900	234	1,226	971
Wholesale trade.....	27	8,787	25	188	x
Selected service trades.....	87	1,059	91	144	132
Tipp City:					
Retail trade.....	53	3,393	47	154	118
Selected service trades.....	18	172	17	21	10
Troy:					
Retail trade.....	135	15,720	130	785	591
Wholesale trade.....	13	2,981	14	46	x
Selected service trades.....	49	677	53	96	90
Remainder of county:^{3/}					
Retail trade.....	291	13,913	319	573	461
Wholesale trade.....	20	8,160	8	93	x
Selected service trades.....	64	474	70	22	17

x Not available.

1/ See General Description on this page for changes from the 1939 Census of Business in the coverage of Service Trades.

2/ Includes employees paid for less than the full workweek.

3/ Includes figures for establishments, other than wholesale, not located in cities of 2,500 inhabitants or more, and wholesale establishments not located in cities of 5,000 inhabitants or more.

GENERAL DESCRIPTION OF PRELIMINARY RELEASES FOR THE 1948 CENSUS OF BUSINESS

This series of releases, of which one is planned for each county in the United States, presents preliminary results of the 1948 Census of Business. The information is based on reports submitted by business establishments for that Census. The figures shown are preliminary, and are subject to revision in the final Census publications, but the changes are expected to be relatively minor with respect to coverage. The final Census figures will be issued in a series of Business Census bulletins which will show additional detailed kind-of-business information for all places where there are a sufficient number of establishments.

The 1948 Census of Business was taken under the provision of the Act of June 19, 1948, which provides that the Business Census be taken for 1948 and for each fifth year thereafter. Previous Business Censuses were taken for the years 1929, 1933, 1935, and 1939.

Scope of the Census.—The 1948 Census of Business covered all establishments in the following trades, as defined by the Standard Industrial Classification Manual, May 1949 issue, of the Executive Office of the President: all retail trades; all wholesale trades; all service trades in the following four groups—personal services, business services, automobile repairs and services, and miscellaneous repair services; hotels; tourist courts and camps; and amusements, including motion picture theaters. Some important services not covered are radio broadcasting and television, medical and health, legal, educational, nonprofit, accounting, and domestic services.

This coverage is similar to that of the 1939 Business Census. However, "custom trades" and "services incidental to transportation," which are no longer included in the standard classification of the service trades, are not covered by the 1948 Census. In a number of localities, these exclusions as well as

other changes in the standard classification may have a considerable effect in comparing 1948 with 1939 data, particularly with respect to establishment count.

Establishment definition.—For Census purposes, a business establishment is defined to include only enterprises conducted from a recognizable place of business, provided that the annual sales were in excess of \$5,000 for a wholesale trade establishment and \$500 for establishments in other trades. A detailed analysis of coverage will be provided in future Census of Business publications.

"Number of establishments" is the number of separate business locations, rather than the number of business companies or organizations, since the Census figures represent information reported separately for each business location or establishment. The establishment count reflects the number of places in business at the end of 1948 excluding administrative and executive offices of multiunit organizations, and "chain store" warehouses.

Sales and receipts.—"1948 sales and receipts" represents sales of merchandise and receipts from repairs and other services to customers. The figures reflect deductions for returned goods and allowances, but not for trade-in allowances; they exclude sales and excise taxes collected from customers and paid directly to any taxing agency.

Proprietors.—"Active proprietors..." represents owners and partners of unincorporated businesses who devoted the major portion of their time to the business in November 1948.

Employment.—"Number of paid employees..." represents all employees on the pay roll for the pay period ending nearest November 15, 1948. "Full workweek" employees, whether regular or seasonal, are those who in the November 15 pay period were paid for working at least the number of hours typically worked in a week by employees of the reporting establishment.

1948 CENSUS OF BUSINESS

RETAIL, WHOLESALE, SERVICE TRADES

U. S. DEPARTMENT OF COMMERCE
BUREAU OF THE CENSUS

PRELIMINARY

For Release May 3, 1950

Release Series BC-1P- 34-056

MONROE COUNTY, OHIO

Retail and service establishments located in Monroe County, Ohio, showed a substantial expansion in dollar volume of trade from 1939 to 1948 according to preliminary figures from the 1948 Census of Business released today by the Bureau of the Census, U. S. Department of Commerce.

Retail sales in the county during 1948 aggregated \$6.2 million, an increase of 195 percent over the \$2.1 million in 1939, when the preceding Census of Business was taken. The service trades included in the Census of Business recorded receipts totaling \$263,000 in 1948 compared with \$101,000 in 1939. Wholesale sales in the county reached a total of \$1.1 million in 1948. No comparable figure for 1939 is available.

Employment in the county rose over the 9-year period between 1939 and 1948 for the retail and service trades. Establishments in these trades reported a combined total of 267 paid employees for the workweek ended nearest November 15, 1948. This compared with a total of 173 employees reported for the week of November 15, 1939. Wholesale trade establishments reported a total of 32 paid employees for the week of November 15, 1948.

These preliminary figures have been derived from a Census report on Monroe County, Ohio. Final figures, superseding the preliminary data for Monroe County, will be included in a Bulletin for the State of Ohio to be issued in several months. Similar data will be made available this year in preliminary and final form for each of the counties and States. A single copy of the preliminary release for Monroe County as well as an order blank for other area releases may be obtained by writing to the Bureau of the Census, Washington 25, D. C.

Table 1.—CENSUS OF BUSINESS PRELIMINARY RESULTS FOR 1948, BY TRADE GROUP

MONROE COUNTY, OHIO

Trade group and kind of business	Number of establishments	1948 sales and receipts (Thousand dollars)	Active proprietors of unincorporated businesses Nov. 1948	Paid employees, workweek ended nearest Nov. 15, 1948	
				Total employees ¹	Full workweek employees
RETAIL TRADE, total.....	190	6,150	199	237	176
Food group.....	50	1,191	47	40	25
Eating and drinking places.....	26	469	28	43	35
General merchandise grp, general stores.	32	1,090	33	39	27
Apparel group.....	7	184	8	4	4
Furniture-home furnishings-appliance grp.	8	240	12	11	9
Automotive group.....	12	780	12	39	29
Gasoline service stations.....	27	533	28	19	11
Lumber-building-hardware group.....	12	686	14	19	17
All other retail stores.....	16	977	17	23	19
WHOLESALE TRADE.....	12	1,145	11	32	x
SELECTED SERVICE TRADES, ^{2/} total.....	37	263	41	30	24
Personal services.....	20	134	25	19	15
All other service trades.....	17	129	16	11	9

x Not available.

^{1/} Includes employees paid for less than the full workweek.^{2/} See General Description on this page for changes from the 1939 Census of Business in the coverage of Service Trades.

GENERAL DESCRIPTION OF PRELIMINARY RELEASES FOR THE 1948 CENSUS OF BUSINESS

This series of releases, of which one is planned for each county in the United States, presents preliminary results of the 1948 Census of Business. The information is based on reports submitted by business establishments for that Census. The figures shown are preliminary, and are subject to revision in the final Census publications, but the changes are expected to be relatively minor with respect to coverage. The final Census figures will be issued in a series of Business Census bulletins which will show additional detailed kind-of-business information for all places where there are a sufficient number of establishments.

The 1948 Census of Business was taken under the provision of the Act of June 19, 1948, which provides that the Business Census be taken for 1948 and for each fifth year thereafter. Previous Business Censuses were taken for the years 1929, 1933, 1935, and 1939.

Scope of the Census.—The 1948 Census of Business covered all establishments in the following trades, as defined by the Standard Industrial Classification Manual, May 1949 issue, of the Executive Office of the President: all retail trades; all wholesale trades; all service trades in the following four groups—personal services, business services, automobile repairs and services, and miscellaneous repair services; hotels; tourist courts and camps; and amusements, including motion picture theaters. Some important services not covered are radio broadcasting and television, medical and health, legal, educational, nonprofit, accounting, and domestic services.

This coverage is similar to that of the 1939 Business Census. However, "custom trades" and "services incidental to transportation," which are no longer included in the standard classification of the service trades, are not covered by the 1948 Census. In a number of localities, these exclusions as well as

other changes in the standard classification may have a considerable effect in comparing 1948 with 1939 data, particularly with respect to establishment count.

Establishment definition.—For Census purposes, a business establishment is defined to include only enterprises conducted from a recognizable place of business, provided that the annual sales were in excess of \$5,000 for a wholesale trade establishment and \$500 for establishments in other trades. A detailed analysis of coverage will be provided in future Census of Business publications.

"Number of establishments" is the number of separate business locations, rather than the number of business companies or organizations, since the Census figures represent information reported separately for each business location or establishment. The establishment count reflects the number of places in business at the end of 1948 excluding administrative and executive offices of multiunit organizations, and "chain store" warehouses.

Sales and receipts.—"1948 sales and receipts" represents sales of merchandise and receipts from repairs and other services to customers. The figures reflect deductions for returned goods and allowances, but not for trade-in allowances; they exclude sales and excise taxes collected from customers and paid directly to any taxing agency.

Proprietors.—"Active proprietors..." represents owners and partners of unincorporated businesses who devoted the major portion of their time to the business in November 1948.

Employment.—"Number of paid employees..." represents all employees on the pay roll for the pay period ending nearest November 15, 1948. "Full workweek" employees, whether regular or seasonal, are those who in the November 15 pay period were paid for working at least the number of hours typically worked in a week by employees of the reporting establishment.

1948 CENSUS OF BUSINESS

RETAIL, WHOLESALE, SERVICE TRADES

U. S. DEPARTMENT OF COMMERCE
BUREAU OF THE CENSUS

PRELIMINARY

For Release May 29, 1950

Release Series BC-1P-34-057

MONTGOMERY COUNTY, OHIO

Retail, wholesale, and service establishments located in Montgomery County, Ohio, showed a substantial expansion in dollar volume of trade from 1939 to 1948 according to preliminary figures from the 1948 Census of Business released today by the Bureau of the Census, U. S. Department of Commerce.

Retail sales in the county during 1948 aggregated \$406.9 million, an increase of 239 percent over the \$119.9 million sales in 1939, when the preceding Census of Business was taken. Wholesale sales volume in the county showed a 231 percent rise over the same period, reaching a total of \$394.3 million in 1948 as compared with \$119.2 million in 1939. The service trades included in the Census of Business reported receipts totaling \$26.0 million in 1948 compared with \$8.6 million in 1939.

Employment in the county also rose over the 9-year period between 1939 and 1948 for the trades covered by the Census of Business. Retail trade establishments reported 24,762 paid employees for the workweek ended nearest November 15, 1948. Of these, 20,327 worked the full week, and the remainder part of the week. The comparable total and full workweek figures for 1939 were 15,239 and 11,649. Wholesale trade establishments reported a total of 5,911 full-and part-week employees for the week of November 15, 1948, compared with 3,975 for the same week in 1939. For the selected service trades, November 15, 1948, paid employees numbered 4,030; the comparable figure for 1939, adjusted for change in scope between the two Censuses, was 2,629.

These preliminary figures have been derived from a Census report on Montgomery County, Ohio. The report also contains data for the cities of Dayton, Miamisburg, and Oakwood.

Final figures, superseding the preliminary data for Montgomery County, will be included in a Bulletin for the State of Ohio to be issued in several months. Similar data will be made available this year in preliminary and final form for each of the counties and States. A single copy of the preliminary release for Montgomery County as well as an order blank for other area releases may be obtained by writing to the Bureau of the Census, Washington 25, D. C.

918-15

Table 1.—CENSUS OF BUSINESS PRELIMINARY RESULTS FOR 1948, BY TRADE GROUP
MONTGOMERY COUNTY, OHIO

Trade group and kind of business	Number of establishments	1948 sales and receipts (Thousand dollars)	Active proprietors of unincorporated businesses Nov. 1948	Paid employees, workweek ended nearest Nov. 15, 1948	
				Total employees ¹	Full workweek employees
RETAIL TRADE, total.....	3,487	406,918	3,190	24,762	20,327
Food group.....	1,015	97,698	1,021	3,647	2,547
Eating and drinking places.....	748	38,214	779	4,933	4,267
General merchandise group, general stores.....	82	68,767	70	6,421	5,301
Apparel group.....	192	31,357	112	2,038	1,421
Furniture-home furnishings-appliance grp.....	152	19,477	113	1,183	1,057
Automotive group.....	186	58,998	120	1,816	1,661
Gasoline service stations.....	357	20,220	362	824	678
Lumber-building-hardware group.....	158	19,965	139	995	924
Drug and proprietary stores.....	128	15,464	99	1,295	1,070
All other retail stores.....	469	36,758	375	1,610	1,401
WHOLESALE TRADE, total.....	484	394,333	261	5,911	x
Merchant wholesalers, total.....	314	176,848	188	4,362	x
Groceries, foods.....	53	29,320	53	531	x
Dry goods, apparel.....	6	3,632	2	118	x
Hardware, elec'l, plum'g and heat'g.....	41	40,205	21	922	x
Mach'y, equip't, industrial supplies.....	75	19,779	45	673	x
Automotive parts, accessories.....	21	5,485	15	314	x
All other merchant wholesalers.....	118	78,427	52	1,804	x
Manufact'rs' sales branches, offices.....	80	132,060	1	1,015	x
Petroleum bulk plants, terminals.....	18	20,770	14	231	x
Agents, brokers (merchandise).....	63	46,549	52	194	x
Assemblers of farm products.....	9	18,106	6	109	x
SELECTED SERVICE TRADES, ^{2/} total.....	1,458	25,980	1,377	4,030	3,558
Personal services.....	977	15,144	925	2,670	2,408
Business services.....	93	3,531	84	532	424
Automotive repairs and services.....	246	5,658	231	676	592
Other repair services.....	142	1,647	137	152	134
HOTELS.....		Data withheld to avoid disclosure.			
AMUSEMENTS.....	117	6,592	72	1,007	x

x Not available.

1/ Includes employees paid for less than the full workweek.

2/ See General Description on last page for changes from the 1939 Census of Business in the coverage of Service Trades.

Table 2.—CENSUS OF BUSINESS PRELIMINARY RESULTS FOR 1948 FOR CITIES OF 2,500 INHABITANTS OR MORE

MONTGOMERY COUNTY, OHIO

(Data omitted for trade groups where necessary to avoid disclosure)

City and trade group ¹	Number of establishments	1948 sales and receipts (Thousand dollars)	Active proprietors of unincorporated businesses Nov. 1948	Paid employees, workweek ended nearest Nov. 15, 1948	
				Total employees ²	Full workweek employees
Dayton:					
Retail trade.....	2,520	341,480	2,161	21,633	17,823
Wholesale trade.....	440	382,291	212	5,615	x
Selected service trades....	1,187	22,546	1,102	3,432	3,022
Hotels.....	13	5,511	5	995	845
Amusements.....	77	4,949	47	813	x
Miamisburg:					
Retail trade.....	113	9,727	115	462	338
Wholesale trade.....	10	1,474	15	72	x
Selected service trades....	28	217	27	38	23
Amusements.....	Included with "Remainder of county"				
Oakwood:					
Retail trade.....	15	1,400	13	89	82
Selected service trades....	14	114	15	9	9
Amusements.....	Included with "Remainder of county"				
Remainder of county:^{3/}					
Retail trade.....	839	54,311	901	2,578	2,084
Wholesale trade.....	34	10,568	34	224	x
Selected service trades....	229	3,103	233	551	504
Amusements.....	40	1,643	25	194	x

x Not available.

1/ See General Description on this page for changes from the 1939 Census of Business in the coverage of Service Trades.

2/ Includes employees paid for less than the full workweek.

3/ Except as indicated above, includes figures for establishments, other than wholesale, not located in cities of 2,500 inhabitants or more, and wholesale establishments not located in cities of 5,000 inhabitants or more.

GENERAL DESCRIPTION OF PRELIMINARY RELEASES FOR THE 1948 CENSUS OF BUSINESS

This series of releases, of which one is planned for each county in the United States, presents preliminary results of the 1948 Census of Business. The information is based on reports submitted by business establishments for that Census. The figures shown are preliminary, and are subject to revision in the final Census publications, but the changes are expected to be relatively minor with respect to coverage. The final Census figures will be issued in a series of Business Census bulletins which will show additional detailed kind-of-business information for all places where there are a sufficient number of establishments.

The 1948 Census of Business was taken under the provision of the Act of June 19, 1948, which provides that the Business Censuses be taken for 1948 and for each fifth year thereafter. Previous Business Censuses were taken for the years 1929, 1933, 1938, and 1939.

Scope of the Census.—The 1948 Census of Business covered all establishments in the following trades, as defined by the Standard Industrial Classification Manual, May 1949 issue, of the Executive Office of the President: all retail trades; all wholesale trades; all service trades in the following four groups—personal services, business services, automobile repairs and services, and miscellaneous repair services; hotels; tourist courts and camps; and amusements, including motion picture theaters. Some important services not covered are radio broadcasting and television, medical and health, legal, educational, nonprofit, accounting, and domestic services.

This coverage is similar to that of the 1939 Business Census. However, "custom trades" and "services incidental to transportation," which are no longer included in the standard classification of the service trades, are not covered by the 1948 Census. In a number of localities, these excisions as well as

other changes in the standard classification may have a considerable effect in comparing 1948 with 1939 data, particularly with respect to establishment count.


Establishment definition.—For Census purposes, a business establishment is defined to include only enterprises conducted from a recognizable place of business, provided that the annual sales were in excess of \$5,000 for a wholesale trade establishment and \$500 for establishments in other trades. A detailed analysis of coverage will be provided in future Censuses of Business publications.

"Number of establishments" is the number of separate business locations, rather than the number of business companies or organizations, since the Census figures represent information reported separately for each business location or establishment. The establishment count reflects the number of places in business at the end of 1948 excluding administrative and executive offices of multiunit organizations, and "chain store" warehouses.

Sales and receipts.—1948 sales and receipts" represents sales of merchandise and receipts from repairs and other services to customers. The figures reflect deductions for returned goods and allowances, but not for trade-in allowances; they exclude sales and excise taxes collected from customers and paid directly to any taxing agency.

Proprietors.—"Active proprietors..." represents owners and partners of unincorporated businesses who devoted the major portion of their time to the business in November 1948.

Employment.—"Number of paid employees..." represents all employees on the pay roll for the pay period ending nearest November 15, 1948. "Full workweek" employees, whether regular or seasonal, are those who in the November 15 pay period were paid for working at least the number of hours typically worked in a week by employees of the reporting establishment.



1948 CENSUS OF BUSINESS

RETAIL, WHOLESALE, SERVICE TRADES

U. S. DEPARTMENT OF COMMERCE
BUREAU OF THE CENSUS

PRELIMINARY

For Release May 15, 1950

Release Series BC-1P- 34-058

MORGAN COUNTY, OHIO

Retail, wholesale, and service establishments located in Morgan County, Ohio, showed a substantial expansion in dollar volume of trade from 1939 to 1948 according to preliminary figures from the 1948 Census of Business released today by the Bureau of the Census, U. S. Department of Commerce.

Retail sales in the county during 1948 aggregated \$7.5 million, an increase of 213 percent over the \$2.4 million in 1939, when the preceding Census of Business was taken. Wholesale sales in the county reached a total of \$1.9 million in 1948 as compared with \$1.0 million in 1939. The service trades included in the Census of Business recorded receipts totaling \$157,000 in 1948 compared with \$81,000 in 1939.

Employment in the county also rose over the 9-year period between 1939 and 1948 for the above trades. Establishments in these trades reported a combined total of 419 paid employees for the workweek ended nearest November 15, 1948. This compared with a total of 263 employees reported for the week of November 15, 1939.

These preliminary figures have been derived from a Census report on Morgan County, Ohio. Final figures, superseding the preliminary data for Morgan County, will be included in a Bulletin for the State of Ohio to be issued in several months. Similar data will be made available this year in preliminary and final form for each of the counties and States. A single copy of the preliminary release for Morgan County as well as an order blank for other area releases may be obtained by writing to the Bureau of the Census, Washington 25, D. C.

Table 1.—CENSUS OF BUSINESS PRELIMINARY RESULTS FOR 1948, BY TRADE GROUP
MORGAN COUNTY, OHIO

Trade group and kind of business	Number of establishments	1948 sales and receipts (Thousand dollars)	Active proprietors of unincorporated businesses Nov. 1948	Paid employees, workweek ended nearest Nov. 15, 1948	
				Total employees ¹	Full workweek employees
RETAIL TRADE, total.....	145	7,451	157	360	300
Food group.....	34	1,499	40	61	44
Eating and drinking places.....	15	291	18	41	30
Gasoline service stations.....	16	375	18	18	14
All other retail stores.....	80	5,286	81	240	212
WHOLESALE TRADE.....	12	1,895	11	40	x
SELECTED SERVICE TRADES, ^{2/} total.....	32	157	33	19	16
Personal services.....	22	119	24	15	13
All other service trades.....	10	38	9	4	3

x Not available.

^{1/} Includes employees paid for less than the full workweek.

^{2/} See General Description on last page for changes from the 1939 Census of Business in the coverage of Service Trades.

91213

GENERAL DESCRIPTION OF PRELIMINARY RELEASES FOR THE 1948 CENSUS OF BUSINESS

This series of releases, of which one is planned for each county in the United States, presents preliminary results of the 1948 Census of Business. The information is based on reports submitted by business establishments for that Census. The figures shown are preliminary, and are subject to revision in the final Census publications, but the changes are expected to be relatively minor with respect to coverage. The final Census figures will be issued in a series of Business Census bulletins which will show additional detailed kind-of-business information for all places where there are a sufficient number of establishments.

The 1948 Census of Business was taken under the provision of the Act of June 19, 1948, which provides that the Business Census be taken for 1948 and for each fifth year thereafter. Previous Business Censuses were taken for the years 1929, 1933, 1935, and 1939.

Scope of the Census.—The 1948 Census of Business covered all establishments in the following trades, as defined by the Standard Industrial Classification Manual, May 1949 issue, of the Executive Office of the President: all retail trades; all wholesale trades; all service trades in the following four groups—personal services, business services, automobile repairs and services, and miscellaneous repair services; hotels; tourist courts and camps; and amusements, including motion picture theaters. Some important services not covered are radio broadcasting and television, medical and health, legal, educational, nonprofit, accounting, and domestic services.

This coverage is similar to that of the 1939 Business Census. However, "custom trades" and "services incidental to transportation," which are no longer included in the standard classification of the service trades, are not covered by the 1948 Census. In a number of localities, these exclusions as well as other changes in the standard classification may have a considerable effect in comparing

1948 with 1939 data, particularly with respect to establishment count.

Establishment definition.—For Census purposes, a business establishment is defined to include only enterprises conducted from a recognizable place of business, provided that the annual sales were in excess of \$5,000 for a wholesale trade establishment and \$500 for establishments in other trades. A detailed analysis of coverage will be provided in future Census of Business publications.

"Number of establishments" is the number of separate business locations, rather than the number of business companies or organizations, since the Census figures represent information reported separately for each business location or establishment. The establishment count reflects the number of places in business at the end of 1948 excluding administrative and executive offices of multiunit organizations, and "chain store" warehouses.

Sales and receipts.—"1948 sales and receipts" represents sales of merchandise and receipts from repairs and other services to customers. The figures reflect deductions for returned goods and allowances, but not for trade-in allowances; they exclude sales and excise taxes collected from customers and paid directly to any taxing agency.

Proprietors.—"Active proprietors..." represents owners and partners of unincorporated businesses who devoted the major portion of their time to the business in November 1948.

Employment.—"Number of paid employees..." represents all employees on the pay roll for the pay period ending nearest November 15, 1948. "Full workweek" employees, whether regular or seasonal, are those who in the November 15 pay period were paid for working at least the number of hours typically worked in a week by employees of the reporting establishment.

1948 CENSUS OF BUSINESS

RETAIL, WHOLESALE, SERVICE TRADES

U. S. DEPARTMENT OF COMMERCE
BUREAU OF THE CENSUS

PRELIMINARY

For Release May 3, 1950

Release Series BC-1P-34-059

MORROW COUNTY, OHIO

Retail, wholesale, and service establishments located in Morrow County, Ohio, showed a substantial expansion in dollar volume of trade from 1939 to 1948 according to preliminary figures from the 1948 Census of Business released today by the Bureau of the Census, U. S. Department of Commerce.

Retail sales in the county during 1948 aggregated \$9.2 million, an increase of 254 percent over the \$2.6 million in 1939, when the preceding Census of Business was taken. Wholesale sales in the county reached a total of \$3.2 million in 1948 as compared with \$1.0 million in 1939. The service trades included in the Census of Business recorded receipts totaling \$208,000 in 1948 compared with \$56,000 in 1939.

Employment in the county also rose over the 9-year period between 1939 and 1948 for the above trades. Establishments in these trades reported a combined total of 446 paid employees for the workweek ended nearest November 15, 1948. This compared with a total of 274 employees reported for the week of November 15, 1939.

These preliminary figures have been derived from a Census report on Morrow County, Ohio. Final figures, superseding the preliminary data for Morrow County, will be included in a Bulletin for the State of Ohio to be issued in several months. Similar data will be made available this year in preliminary and final form for each of the counties and States. A single copy of the preliminary release for Morrow County as well as an order blank for other area releases may be obtained by writing to the Bureau of the Census, Washington 25, D. C.

Table 1.—CENSUS OF BUSINESS PRELIMINARY RESULTS FOR 1948, BY TRADE GROUP

MORROW COUNTY, OHIO

Trade group and kind of business	Number of establishments	1948 sales and receipts (Thousand dollars)	Active proprietors of unincorporated businesses Nov. 1948	Paid employees, workweek ended nearest Nov. 15, 1948	
				Total employees ¹	Full workweek employees
RETAIL TRADE, total.....	190	9,210	192	405	331
Food group.....	42	2,039	41	75	54
Eating and drinking places.....	25	649	25	70	59
Apparel group.....	7	218	5	10	8
Furniture-home furnishings-appliance grp.	12	163	14	6	5
Automotive group.....	14	1,370	16	55	52
Gasoline service stations.....	34	845	34	28	20
Lumber-building-hardware group.....	23	1,282	27	64	57
All other retail stores.....	33	2,644	30	97	76
WHOLESALE TRADE.....	15	3,189	12	30	x
SELECTED SERVICE TRADES, ² /total.....	44	208	47	11	10
Personal services.....	27	136	28	7	6
All other service trades.....	17	72	19	4	4

x Not available.

¹/ Includes employees paid for less than the full workweek.

²/ See General Description on this page for changes from the 1939 Census of Business in the coverage of Service Trades.

GENERAL DESCRIPTION OF PRELIMINARY RELEASES FOR THE 1948 CENSUS OF BUSINESS

This series of releases, of which one is planned for each county in the United States, presents preliminary results of the 1948 Census of Business. The information is based on reports submitted by business establishments for that Census. The figures shown are preliminary, and are subject to revision in the final Census publications, but the changes are expected to be relatively minor with respect to coverage. The final Census figures will be issued in a series of Business Census bulletins which will show additional detailed kind-of-business information for all places where there are a sufficient number of establishments.

The 1948 Census of Business was taken under the provision of the Act of June 19, 1948, which provides that the Business Censuses be taken for 1948 and for each fifth year thereafter. Previous Business Censuses were taken for the years 1929, 1933, 1936, and 1939.

Scope of the Census.—The 1948 Census of Business covered all establishments in the following trades, as defined by the Standard Industrial Classification Manual, May 1949 issue, of the Executive Office of the President: all retail trades; all wholesale trades; all service trades in the following four groups—personal services, business services, automobile repairs and services, and miscellaneous repair services; hotels; tourist courts and camps; and amusements, including motion picture theaters. Some important services not covered are radio broadcasting and television, medical and health, legal, educational, nonprofit, accounting, and domestic services.

This coverage is similar to that of the 1939 Business Census. However, "custom trades" and "services incidental to transportation," which are no longer included in the standard classification of the service trades, are not covered by the 1948 Census. In a number of localities, these exclusions as well as

other changes in the standard classification may have a considerable effect in comparing 1948 with 1939 data, particularly with respect to establishment count.

Establishment definition.—For Census purposes, a business establishment is defined to include only enterprises conducted from a recognizable place of business, provided that the annual sales were in excess of \$5,000 for a wholesale trade establishment and \$500 for establishments in other trades. A detailed analysis of coverage will be provided in future Census of Business publications.

"Number of establishments" is the number of separate business locations, rather than the number of business companies or organizations, since the Census figures represent information reported separately for each business location or establishment. The establishment count reflects the number of places in business at the end of 1948 excluding administrative and executive offices of multiunit organizations, and "chain store" warehouses.

Sales and receipts.—"1948 sales and receipts" represents sales of merchandise and receipts from repairs and other services to customers. The figures reflect deductions for returned goods and allowances, but not for trade-in allowances; they exclude sales and excise taxes collected from customers and paid directly to any taxing agency.

Proprietors.—"Active proprietors..." represents owners and partners of unincorporated businesses who devoted the major portion of their time to the business in November 1948.

Employment.—"Number of paid employees..." represents all employees on the pay roll for the pay period ending nearest November 15, 1948. "Full workweek" employees, whether regular or seasonal, are those who in the November 15 pay period were paid for working at least the number of hours typically worked in a week by employees of the reporting establishment.

1948 CENSUS OF BUSINESS

RETAIL, WHOLESALE, SERVICE TRADES

U. S. DEPARTMENT OF COMMERCE
BUREAU OF THE CENSUS

PRELIMINARY

For Release May 15, 1950

Release Series BC-1P-34-060

MUSKINGUM COUNTY, OHIO

Retail, wholesale, and service establishments located in Muskingum County, Ohio, showed a substantial expansion in dollar volume of trade from 1939 to 1948 according to preliminary figures from the 1948 Census of Business released today by the Bureau of the Census, U. S. Department of Commerce.

Retail sales in the county during 1948 aggregated \$62.4 million, an increase of 167 percent over the \$23.4 million in 1939, when the preceding Census of Business was taken. Wholesale sales in the county reached a total of \$44.3 million in 1948 as compared with \$11.1 million in 1939. The service trades included in the Census of Business recorded receipts totaling \$2.7 million in 1948 compared with \$1.2 million in 1939.

Employment in the county also rose over the 9-year period between 1939 and 1948 for the above trades. Establishments in these trades reported a combined total of 5,209 paid employees for the workweek ended nearest November 15, 1948. This compared with a total of 3,751 employees reported for the week of November 15, 1939.

These preliminary figures have been derived from a Census report on Muskingum County, Ohio, which also includes data for the city of Zanesville. Final figures, superseding the preliminary data for Muskingum County, will be included in a Bulletin for the State of Ohio to be issued in several months. Similar data will be made available this year in preliminary and final form for each of the counties and States. A single copy of the preliminary release for Muskingum County as well as an order blank for other area releases may be obtained by writing to the Bureau of the Census, Washington 25, D. C.

Table 1.—CENSUS OF BUSINESS PRELIMINARY RESULTS FOR 1948, BY TRADE GROUP

MUSKINGUM COUNTY, OHIO

Trade group and kind of business	Number of establishments	1948 sales and receipts (Thousand dollars)	Active proprietors of unincorporated businesses Nov. 1948	Paid employees, workweek ended nearest Nov. 15, 1948	
				Total employees ¹	Full workweek employees
Retail trade, total.....	881	62,431	848	3,748	2,972
Food group.....	262	14,210	253	641	449
Eating and drinking places.....	160	5,030	171	614	503
General merchandise group, general stores....	32	6,563	22	595	395
Apparel group.....	43	3,983	35	300	234
Furniture-home furnishings-appliance group...	48	4,024	47	235	204
Automotive group.....	54	11,929	52	437	423
Gasoline service stations.....	101	3,725	102	162	125
Lumber-building-hardware group.....	59	6,162	60	330	295
Drug and proprietary stores.....	25	2,038	21	197	129
All other retail stores.....	97	4,767	85	237	215
WHOLESALE TRADE, total.....	80	44,333	53	1,004	x
Merchant wholesalers.....	56	22,946	41	595	x
Petroleum bulk plants, terminals.....	11	4,686	8	58	x
Other types of wholesale.....	13	16,701	4	351	x
SELECTED SERVICE TRADES, ² /total.....	238	2,704	231	457	401
Personal services.....	156	1,611	153	319	289
Business services.....	11	208	7	27	27
Automotive repairs and services.....	44	404	41	69	48
Other repair services.....	27	481	30	42	37
TOURIST COURTS AND CAMPS.....	10	47	10	-	-

x Not available.

1/ Includes employees paid for less than the full workweek.

2/ See General Description on last page for changes from the 1939 Census of Business in the coverage of Service Trades.

Table 2.—CENSUS OF BUSINESS PRELIMINARY RESULTS FOR 1948 FOR CITIES OF 2,500 INHABITANTS OR MORE
MUSKINGUM COUNTY, OHIO

(Data omitted for trade groups where necessary to avoid disclosure)

City and trade group ¹	Number of establishments	1948 sales and receipts (Thousand dollars)	Active proprietors of unincorporated businesses Nov. 1948	Paid employees, workweek ended nearest Nov. 15, 1948	
				Total employees ²	Full workweek employees
Zanesville:					
Retail trade.....	593	51,758	570	3,307	2,639
Wholesale trade.....	70	41,535	42	969	x
Selected service trades.....	190	2,401	181	442	387
Remainder of county:					
Retail trade.....	288	10,673	278	441	333
Wholesale trade.....	10	2,798	11	35	x
Selected service trades.....	48	303	50	15	14
Tourist courts and camps.....	10	47	10	-	-

x Not available.

1/ See General Description on this page for changes from the 1939 Census of Business in the coverage of Service Trades.

2/ Includes employees paid for less than the full workweek.

GENERAL DESCRIPTION OF PRELIMINARY RELEASES FOR THE 1948 CENSUS OF BUSINESS

This series of releases, of which one is planned for each county in the United States, presents preliminary results of the 1948 Census of Business. The information is based on reports submitted by business establishments for that Census. The figures shown are preliminary, and are subject to revision in the final Census publications, but the changes are expected to be relatively minor with respect to coverage. The final Census figures will be issued in a series of Business Census bulletins which will show additional detailed kind-of-business information for all places where there are a sufficient number of establishments.

The 1948 Census of Business was taken under the provision of the Act of June 19, 1948, which provides that the Business Census be taken for 1948 and for each fifth year thereafter. Previous Business Censuses were taken for the years 1929, 1933, 1935, and 1939.

Scope of the Census.—The 1948 Census of Business covered all establishments in the following trades, as defined by the Standard Industrial Classification Manual, May 1949 issue, of the Executive Office of the President: all retail trades; all wholesale trades; all service trades in the following four groups—personal services, business services, automobile repairs and services, and miscellaneous repair services; hotels; tourist courts and camps; and amusements, including motion picture theaters. Some important services not covered are radio broadcasting and television, medical and health, legal, educational, nonprofit, accounting, and domestic services.

This coverage is similar to that of the 1939 Business Census. However, "custom trades" and "services incidental to transportation," which are no longer included in the standard classification of the service trades, are not covered by the 1948 Census. In a number of localities, these exclusions as well as

other changes in the standard classification may have a considerable effect in comparing 1948 with 1939 data, particularly with respect to establishment count.

Establishment definition.—For Census purposes, a business establishment is defined to include only enterprises conducted from a recognizable place of business, provided that the annual sales were in excess of \$5,000 for a wholesale trade establishment and \$500 for establishments in other trades. A detailed analysis of coverage will be provided in future Census of Business publications.

"Number of establishments" is the number of separate business locations, rather than the number of business companies or organizations, since the Census figures represent information reported separately for each business location or establishment. The establishment count reflects the number of places in business at the end of 1948 excluding administrative and executive offices of multinational organizations, and "chain store" warehouses.

Sales and receipts.—"1948 sales and receipts" represents sales of merchandise and receipts from repairs and other services to customers. The figures reflect deductions for returned goods and allowances, but not for trade-in allowances; they exclude sales and excise taxes collected from customers and paid directly to any taxing agency.

Proprietors.—"Active proprietors..." represents owners and partners of unincorporated businesses who devoted the major portion of their time to the business in November 1948.

Employment.—"Number of paid employees..." represents all employees on the pay roll for the pay period ending nearest November 15, 1948. "Full workweek" employees, whether regular or seasonal, are those who in the November 15 pay period were paid for working at least the number of hours typically worked in a week by employees of the reporting establishment.

1948 CENSUS OF BUSINESS

RETAIL, WHOLESALE, SERVICE TRADES

U. S. DEPARTMENT OF COMMERCE
BUREAU OF THE CENSUS

PRELIMINARY

For Release May 1, 1950

Release Series BC-1P-34-061

NOBLE COUNTY, OHIO

Retail, wholesale, and service establishments located in Noble County, Ohio, showed a substantial expansion in dollar volume of trade from 1939 to 1948 according to preliminary figures from the 1948 Census of Business released today by the Bureau of the Census, U. S. Department of Commerce.

Retail sales in the county during 1948 aggregated \$5.1 million, an increase of 168 percent over the \$1.9 million in 1939, when the preceding Census of Business was taken. Wholesale sales in the county reached a total of \$2.0 million in 1948 as compared with \$0.7 million in 1939. The service trades included in the Census of Business recorded receipts totaling \$165,000 in 1948 compared with \$62,000 in 1939.

Employment in the county also rose over the 9-year period between 1939 and 1948 for the above trades. Establishments in these trades reported a combined total of 283 paid employees for the workweek ended nearest November 15, 1948. This compared with a total of 197 employees reported for the week of November 15, 1939.

These preliminary figures have been derived from a Census report on Noble County, Ohio. Final figures, superseding the preliminary data for Noble County, will be included in a Bulletin for the State of Ohio to be issued in several months. Similar data will be made available this year in preliminary and final form for each of the counties and States. A single copy of the preliminary release for Noble County as well as an order blank for other area releases may be obtained by writing to the Bureau of the Census, Washington 25, D. C.

Table 1.—CENSUS OF BUSINESS PRELIMINARY RESULTS FOR 1948, BY TRADE GROUP

NOBLE COUNTY, OHIO

Trade group and kind of business	Number of establishments	1948 sales and receipts (Thousand dollars)	Active proprietors of unincorporated businesses Nov. 1948	Paid employees, workweek ended nearest Nov. 15, 1948	
				Total employees ¹	Full workweek employees
RETAIL TRADE, total.....	145	5,118	147	221	184
Food group.....	35	845	31	26	19
Eating and drinking places.....	15	435	18	42	33
Gasoline service stations.....	16	600	16	18	14
All other retail stores.....	79	3,238	82	135	118
WHOLESALE TRADE.....	7	1,989	4	41	x
SELECTED SERVICE TRADES, ^{2/} total.....	24	165	26	21	19
Personal services.....	17	151	17	20	19
All other service trades.....	7	14	9	1	-

x Not available.

^{1/} Includes employees paid for less than the full workweek.

^{2/} See General Description on last page for changes from the 1939 Census of Business in the coverage of Service Trades.

GENERAL DESCRIPTION OF PRELIMINARY RELEASES FOR THE 1948 CENSUS OF BUSINESS

This series of releases, of which one is planned for each county in the United States, presents preliminary results of the 1948 Census of Business. The information is based on reports submitted by business establishments for that Census. The figures shown are preliminary, and are subject to revision in the final Census publications, but the changes are expected to be relatively minor with respect to coverage. The final Census figures will be issued in a series of Business Census bulletins which will show additional detailed kind-of-business information for all places where there are a sufficient number of establishments.

The 1948 Census of Business was taken under the provision of the Act of June 19, 1948, which provides that the Business Census be taken for 1948 and for each fifth year thereafter. Previous Business Censuses were taken for the years 1929, 1933, 1935, and 1939.

Scope of the Census.—The 1948 Census of Business covered all establishments in the following trades, as defined by the Standard Industrial Classification Manual, May 1949 issue, of the Executive Office of the President: all retail trades; all wholesale trades; all service trades in the following four groups—personal services, business services, automobile repairs and services, and miscellaneous repair services; hotels; tourist courts and camps; and amusements, including motion picture theaters. Some important services not covered are radio broadcasting and television, medical and health, legal, educational, nonprofit, accounting, and domestic services.

This coverage is similar to that of the 1939 Business Census. However, "custom trades" and "services incidental to transportation," which are no longer included in the standard classification of the service trades, are not covered by the 1948 Census. In a number of localities, these exclusions as well as other changes in the standard classification may have a considerable effect in comparing

1948 with 1939 data, particularly with respect to establishment count.

Establishment definition.—For Census purposes, a business establishment is defined to include only enterprises conducted from a recognizable place of business, provided that the annual sales were in excess of \$5,000 for a wholesale trade establishment and \$500 for establishments in other trades. A detailed analysis of coverage will be provided in future Census of Business publications.

"Number of establishments" is the number of separate business locations, rather than the number of business companies or organizations, since the Census figures represent information reported separately for each business location or establishment. The establishment count reflects the number of places in business at the end of 1948 excluding administrative and executive offices of multiunit organizations, and "chain store" warehouses.

Sales and receipts.—"1948 sales and receipts" represents sales of merchandise and receipts from repairs and other services to customers. The figures reflect deductions for returned goods and allowances, but not for trade-in allowances; they exclude sales and excise taxes collected from customers and paid directly to any taxing agency.

Proprietors.—"Active proprietors..." represents owners and partners of unincorporated businesses who devoted the major portion of their time to the business in November 1948.

Employment.—"Number of paid employees..." represents all employees on the pay roll for the pay period ending nearest November 15, 1948. "Full workweek" employees, whether regular or seasonal, are those who in the November 15 pay period were paid for working at least the number of hours typically worked in a week by employees of the reporting establishment.

1948 CENSUS OF BUSINESS

RETAIL, WHOLESALE, SERVICE TRADES

U. S. DEPARTMENT OF COMMERCE
BUREAU OF THE CENSUS

PRELIMINARY

For Release May 15, 1950

Release Series BC-1P-34-062

OTTAWA COUNTY, OHIO

Retail, wholesale, and service establishments located in Ottawa County, Ohio, showed a substantial expansion in dollar volume of trade from 1939 to 1948 according to preliminary figures from the 1948 Census of Business released today by the Bureau of the Census, U. S. Department of Commerce.

Retail sales in the county during 1948 aggregated \$23.3 million, an increase of 219 percent over the \$7.3 million in 1939, when the preceding Census of Business was taken. Wholesale sales in the county reached a total of \$11.3 million in 1948 as compared with \$3.5 million in 1939. The service trades included in the Census of Business recorded receipts totaling \$702,000 in 1948 compared with \$344,000 in 1939.

Employment in the county also rose over the 9-year period between 1939 and 1948 for the above trades. Establishments in these trades reported a combined total of 1,434 paid employees for the workweek ended nearest November 15, 1948. This compared with a total of 923 employees reported for the week of November 15, 1939.

These preliminary figures have been derived from a Census report on Ottawa County, Ohio, which also includes data for the city of Port Clinton. Final figures, superseding the preliminary data for Ottawa County, will be included in a Bulletin for the State of Ohio to be issued in several months. Similar data will be made available this year in preliminary and final form for each of the counties and States. A single copy of the preliminary release for Ottawa County as well as an order blank for other area releases may be obtained by writing to the Bureau of the Census, Washington 25, D. C.

Table 1.—CENSUS OF BUSINESS PRELIMINARY RESULTS FOR 1948, BY TRADE GROUP

OTTAWA COUNTY, OHIO

Trade group and kind of business	Number of establishments	1948 sales and receipts (Thousand dollars)	Active proprietors of unincorporated businesses Nov. 1948	Paid employees, workweek ended nearest Nov. 15, 1948	
				Total employees ¹	Full workweek employees
RETAIL TRADE, total.....	391	23,279	390	1,182	928
Food group.....	93	5,895	102	219	153
Eating and drinking places.....	90	2,520	92	298	211
General merchandise grp, general stores	20	1,078	20	57	40
Apparel group.....	20	784	17	41	31
Furniture-home furnishings-appliance grp	20	1,174	15	48	47
Automotive group.....	27	4,010	22	152	138
Gasoline service stations.....	34	1,671	35	66	56
Lumber-building-hardware group.....	40	3,568	39	151	143
Drug and proprietary stores.....	9	451	11	37	27
All other retail stores.....	38	2,128	37	113	82
WHOLESALE TRADE, total.....	33	11,291	21	184	x
Merchant wholesalers.....	13	2,470	12	99	x
Other type of wholesale.....	20	8,821	9	85	x
SELECTED SERVICE TRADES, ² /total.....	94	702	100	68	57
Personal services.....	66	391	68	44	38
All other service trades.....	28	311	32	24	19
TOURIST COURTS AND CAMPS.....	11	38	9	3	1
AMUSEMENTS.....	12	208	7	39	x

x Not available.

1/ Includes employees paid for less than the full workweek.

2/ See General Description on last page for changes from the 1939 Census of Business in the coverage of Service Trades.

Table 2.—CENSUS OF BUSINESS PRELIMINARY RESULTS FOR 1948 FOR CITIES OF 2,500 INHABITANTS OR MORE

OTTAWA COUNTY, OHIO

(Data omitted for trade groups where necessary to avoid disclosure)

City and trade group ¹	Number of establishments	1948 sales and receipts (Thousand dollars)	Active proprietors of unincorporated businesses Nov. 1948	Paid employees, workweek ended nearest Nov. 15, 1948	
				Total employees ²	Full workweek employees
Port Clinton:					
Retail trade.....	111	8,075	110	405	331
Selected service trades.....	31	283	34	40	35
Remainder of county:					
Retail trade.....	280	15,204	280	777	597
Selected service trades.....	63	419	66	28	22

1/ See General Description on this page for changes from the 1939 Census of Business in the coverage of Service Trades.

2/ Includes employees paid for less than the full workweek.

GENERAL DESCRIPTION OF PRELIMINARY RELEASES FOR THE 1948 CENSUS OF BUSINESS

This series of releases, of which one is planned for each county in the United States, presents preliminary results of the 1948 Census of Business. The information is based on reports submitted by business establishments for that Census. The figures shown are preliminary, and are subject to revision in the final Census publications, but the changes are expected to be relatively minor with respect to coverage. The final Census figures will be issued in a series of Business Census bulletins which will show additional detailed kind-of-business information for all places where there are a sufficient number of establishments.

The 1948 Census of Business was taken under the provision of the Act of June 19, 1948, which provides that the Business Census be taken for 1948 and for each fifth year thereafter. Previous Business Censuses were taken for the years 1929, 1933, 1935, and 1939.

Scope of the Census.—The 1948 Census of Business covered all establishments in the following trades, as defined by the Standard Industrial Classification Manual, May 1949 issue, of the Executive Office of the President: all retail trades; all wholesale trades; all service trades in the following four groups—personal services, business services, automobile repairs and services, and miscellaneous repair services; hotels; tourist courts and camps; and amusements, including motion picture theaters. Some important services not covered are radio broadcasting and television, medical and health, legal, educational, nonprofit, accounting, and domestic services.

This coverage is similar to that of the 1939 Business Census. However, "custom trades" and "services incidental to transportation," which are no longer included in the standard classification of the service trades, are not covered by the 1948 Census. In a number of localities, these exclusions as well as

other changes in the standard classification may have a considerable effect in comparing 1948 with 1939 data, particularly with respect to establishment count.

Establishment definition.—For Census purposes, a business establishment is defined to include only enterprises conducted from a recognizable place of business, provided that the annual sales were in excess of \$5,000 for a wholesale trade establishment and \$500 for establishments in other trades. A detailed analysis of coverage will be provided in future Census of Business publications.

"Number of establishments" is the number of separate business locations, rather than the number of business companies or organizations, since the Census figures represent information reported separately for each business location or establishment. The establishment count reflects the number of places in business at the end of 1948 excluding administrative and executive offices of multiunit organizations, and "chain store" warehouses.

Sales and receipts.—"1948 sales and receipts" represents sales of merchandise and receipts from repairs and other services to customers. The figures reflect deductions for returned goods and allowances, but not for trade-in allowances; they exclude sales and excise taxes collected from customers and paid directly to any taxing agency.

Proprietors.—"Active proprietors..." represents owners and partners of unincorporated businesses who devoted the major portion of their time to the business in November 1948.

Employment.—"Number of paid employees..." represents all employees on the pay roll for the pay period ending nearest November 15, 1948. "Full workweek" employees, whether regular or seasonal, are those who in the November 15 pay period were paid for working at least the number of hours typically worked in a week by employees of the reporting establishment.

1948 CENSUS OF BUSINESS

RETAIL, WHOLESALE, SERVICE TRADES

U. S. DEPARTMENT OF COMMERCE
BUREAU OF THE CENSUS

PRELIMINARY

For Release May 1, 1950

Release Series BC-1P-34-063

PAULDING COUNTY, OHIO

Retail, wholesale, and service establishments located in Paulding County, Ohio, showed a substantial expansion in dollar volume of trade from 1939 to 1948 according to preliminary figures from the 1948 Census of Business released today by the Bureau of the Census, U. S. Department of Commerce.

Retail sales in the county during 1948 aggregated \$8.8 million, an increase of 167 percent over the \$3.3 million in 1939, when the preceding Census of Business was taken. Wholesale sales in the county reached a total of \$10.2 in 1948 as compared with \$3.4 million in 1939. The service trades included in the Census of Business recorded receipts totaling \$287,000 in 1948 compared with \$101,000 in 1939.

Employment in the county also rose over the 9-year period between 1939 and 1948 for the above trades. Establishments in these trades reported a combined total of 478 paid employees for the workweek ended nearest November 15, 1948. This compared with a total of 369 employees reported for the week of November 15, 1939.

These preliminary figures have been derived from a Census report on Paulding County, Ohio. Final figures, superseding the preliminary data for Paulding County, will be included in a Bulletin for the State of Ohio to be issued in several months. Similar data will be made available this year in preliminary and final form for each of the counties and States. A single copy of the preliminary release for Paulding County as well as an order blank for other area releases may be obtained by writing to the Bureau of the Census, Washington 25, D. C.

40113

Table 1.—CENSUS OF BUSINESS PRELIMINARY RESULTS FOR 1948, BY TRADE GROUP

PAULDING COUNTY, OHIO

Trade group and kind of business	Number of establishments	1948 sales and receipts (Thousand dollars)	Active proprietors of unincorporated businesses Nov. 1948	Paid employees, workweek ended nearest Nov. 15, 1948	
				Total employees ¹	Full workweek employees
RETAIL TRADE, total.....	209	8,845	222	365	260
Food group.....	49	2,286	48	85	55
Eating and drinking places.....	33	599	43	61	36
General merchandise grp, general stores.	9	315	12	26	10
Apparel group.....	9	163	13	7	3
Furniture-home furnishgs-appliance grp.	14	591	15	21	15
Automotive group.....	15	1,855	15	48	41
Gasoline service stations.....	29	1,145	28	38	33
Lumber-building-hardware group.....	27	1,462	26	56	50
Drug and proprietary stores.....	9	182	9	13	7
All other retail stores.....	15	247	13	10	10
WHOLESALE TRADE, total.....	32	10,163	20	85	x
Merchant wholesalers.....	6	292	7	5	x
Other types of wholesale.....	26	9,871	13	80	x
SELECTED SERVICE TRADES, ^{2/} total.....	48	287	54	28	24
Personal services.....	28	194	32	18	17
All other service trades.....	20	93	22	10	7
AMUSEMENTS.....	9	40	10	10	x

x Not available.

1/ Includes employees paid for less than the full workweek.

2/ See General Description on this page for changes from the 1939 Census of Business in the coverage of Service Trades.

GENERAL DESCRIPTION OF PRELIMINARY RELEASES FOR THE 1948 CENSUS OF BUSINESS

This series of releases, of which one is planned for each county in the United States, presents preliminary results of the 1948 Census of Business. The information is based on reports submitted by business establishments for that Census. The figures shown are preliminary, and are subject to revision in the final Census publications, but the changes are expected to be relatively minor with respect to coverage. The final Census figures will be issued in a series of Business Census bulletins which will show additional detailed kind-of-business information for all places where there are a sufficient number of establishments.

The 1948 Census of Business was taken under the provision of the Act of June 19, 1948, which provides that the Business Census be taken for 1948 and for each fifth year thereafter. Previous Business Censuses were taken for the years 1929, 1933, 1935, and 1939.

Scope of the Census.—The 1948 Census of Business covered all establishments in the following trades, as defined by the Standard Industrial Classification Manual, May 1949 issue, of the Executive Office of the President: all retail trades; all wholesale trades; all service trades in the following four groups—personal services, business services, automobile repairs and services, and miscellaneous repair services; hotels; tourist courts and camps; and amusements, including motion picture theaters. Some important services not covered are radio broadcasting and television, medical and health, legal, educational, nonprofit, accounting, and domestic services.

This coverage is similar to that of the 1939 Business Census. However, "custom trades" and "services incidental to transportation," which are no longer included in the standard classification of the service trades, are not covered by the 1948 Census. In a number of localities, these exclusions as well as

other changes in the standard classification may have a considerable effect in comparing 1948 with 1939 data, particularly with respect to establishment count.

Establishment definition.—For Census purposes, a business establishment is defined to include only enterprises conducted from a recognizable place of business, provided that the annual sales were in excess of \$5,000 for a wholesale trade establishment and \$500 for establishments in other trades. A detailed analysis of coverage will be provided in future Census of Business publications.

"Number of establishments" is the number of separate business locations, rather than the number of business companies or organizations, since the Census figures represent information reported separately for each business location or establishment. The establishment count reflects the number of places in business at the end of 1948 excluding administrative and executive offices of multiunit organizations, and "chain store" warehouses.

Sales and receipts.—"1948 sales and receipts" represents sales of merchandise and receipts from repairs and other services to customers. The figures reflect deductions for returned goods and allowances, but not for trade-in allowances; they exclude sales and excise taxes collected from customers and paid directly to any taxing agency.

Proprietors.—"Active proprietors..." represents owners and partners of unincorporated businesses who devoted the major portion of their time to the business in November 1948.

Employment.—"Number of paid employees..." represents all employees on the pay roll for the pay period ending nearest November 15, 1948. "Full workweek" employees, whether regular or seasonal, are those who in the November 15 pay period were paid for working at least the number of hours typically worked in a week by employees of the reporting establishment.

1948 CENSUS OF BUSINESS

RETAIL, WHOLESALE, SERVICE TRADES

U. S. DEPARTMENT OF COMMERCE
BUREAU OF THE CENSUS

PRELIMINARY

For Release May 15, 1950

Release Series BC-1P-34-064

PERRY COUNTY, OHIO

Retail, wholesale, and service establishments located in Perry County, Ohio, showed a substantial expansion in dollar volume of trade from 1939 to 1948 according to preliminary figures from the 1948 Census of Business released today by the Bureau of the Census, U. S. Department of Commerce.

Retail sales in the county during 1948 aggregated \$16.9 million, an increase of 191 percent over the \$5.8 million in 1939, when the preceding Census of Business was taken. Wholesale sales in the county reached a total of \$4.9 million in 1948 as compared with \$0.6 million in 1939. The service trades included in the Census of Business recorded receipts totaling \$807,000 in 1948 compared with \$206,000 in 1939.

Employment in the county also rose over the 9-year period between 1939 and 1948 for the above trades. Establishments in these trades reported a combined total of 948 paid employees for the workweek ended nearest November 15, 1948. This compared with a total of 647 employees reported for the week of November 15, 1939.

These preliminary figures have been derived from a Census report on Perry County, Ohio, which also includes data for the cities of Crooksvilles and New Lexington. Final figures, superseding the preliminary data for Perry County, will be included in a Bulletin for the State of Ohio to be issued in several months. Similar data will be made available this year in preliminary and final form for each of the counties and States. A single copy of the preliminary release for Perry County as well as an order blank for other area releases may be obtained by writing to the Bureau of the Census, Washington 25, D. C.

Table 1.—CENSUS OF BUSINESS PRELIMINARY RESULTS FOR 1948, BY TRADE GROUP

PERRY COUNTY, OHIO

Trade group and kind of business	Number of establishments	1948 sales and receipts (Thousand dollars)	Active proprietors of unincorporated businesses Nov. 1948	Paid employees, workweek ended nearest Nov. 15, 1948	
				Total employees ¹	Full workweek employees
RETAIL TRADE, total.....	372	16,855	382	764	598
Food group.....	111	5,460	105	201	139
Eating and drinking places.....	72	1,460	76	143	105
General merchandise grp, general stores	22	1,115	25	91	62
Apparel group.....	13	345	13	18	13
Furniture-home furnishgs-appliance grp	15	576	15	34	31
Automotive group.....	20	3,053	19	103	102
Gasoline service stations.....	59	1,225	63	36	30
Lumber-building-hardware group.....	20	1,735	20	75	67
Drug and proprietary stores.....	8	352	12	19	14
All other retail stores.....	32	1,534	34	44	35
WHOLESALE TRADE.....	19	4,906	14	88	x
SELECTED SERVICE TRADES, ^{2/} total.....	105	807	114	96	87
Personal services.....	70	462	74	72	63
All other service trades.....	35	345	40	24	24
AMUSEMENTS.....	16	259	13	37	x

x Not available.

^{1/} Includes employees paid for less than the full workweek.

^{2/} See General Description on last page for changes from the 1939 Census of Business in the coverage of Service Trades.

Table 2.—CENSUS OF BUSINESS PRELIMINARY RESULTS FOR 1948 FOR CITIES OF 2,500 INHABITANTS OR MORE

PERRY COUNTY, OHIO

(Data omitted for trade groups where necessary to avoid disclosure)

City and trade group ¹	Number of establishments	1948 sales and receipts (Thousand dollars)	Active proprietors of unincorporated businesses Nov. 1948	Paid employees, workweek ended nearest Nov. 15, 1948	
				Total employees ²	Full workweek employees
Crooksville:					
Retail trade.....	60	2,441	59	144	112
Selected service trades...	20	134	28	9	5
Amusements.....		Included with "Remainder of county"			
New Lexington:					
Retail trade.....	96	7,356	102	352	290
Selected service trades...	25	277	24	48	46
Amusements.....	6	112	3	16	x
Remainder of county: ^{3/}					
Retail trade.....	216	7,058	221	268	196
Selected service trades...	60	396	62	39	36
Amusements.....	10	147	10	21	x

x Not available.

^{1/} See General Description on this page for changes from the 1939 Census of Business in the coverage of Service Trades.

^{2/} Includes employees paid for less than the full workweek.

^{3/} Except as indicated above, includes figures for establishments not located in cities of 2,500 inhabitants or more.

GENERAL DESCRIPTION OF PRELIMINARY RELEASES FOR THE 1948 CENSUS OF BUSINESS

This series of releases, of which one is planned for each county in the United States, presents preliminary results of the 1948 Census of Business. The information is based on reports submitted by business establishments for that Census. The figures shown are preliminary, and are subject to revision in the final Census publications, but the changes are expected to be relatively minor with respect to coverage. The final Census figures will be issued in a series of Business Census bulletins which will show additional detailed kind-of-business information for all places where there are a sufficient number of establishments.

The 1948 Census of Business was taken under the provision of the Act of June 19, 1948, which provides that the Business Census be taken for 1948 and for each fifth year thereafter. Previous Business Censuses were taken for the years 1929, 1933, 1935, and 1939.

Scope of the Census.—The 1948 Census of Business covered all establishments in the following trades, as defined by the Standard Industrial Classification Manual, May 1949 issue, of the Executive Office of the President: all retail trades; all wholesale trades; all service trades in the following four groups—personal services, business services, automobile repairs and services, and miscellaneous repair services; hotels; tourist courts and camps; and amusements, including motion picture theaters. Some important services not covered are radio broadcasting and television, medical and health, legal, educational, nonprofit, accounting, and domestic services.

This coverage is similar to that of the 1939 Business Census. However, "custom trades" and "services incidental to transportation," which are no longer included in the standard classification of the service trades, are not covered by the 1948 Census. In a number of localities, these exclusions as well as

other changes in the standard classification may have a considerable effect in comparing 1948 with 1939 data, particularly with respect to establishment count.

Establishment definition.—For Census purposes, a business establishment is defined to include only enterprises conducted from a recognizable place of business, provided that the annual sales were in excess of \$5,000 for a wholesale trade establishment and \$500 for establishments in other trades. A detailed analysis of coverage will be provided in future Census of Business publications.

"Number of establishments" is the number of separate business locations, rather than the number of business companies or organizations, since the Census figures represent information reported separately for each business location or establishment. The establishment count reflects the number of places in business at the end of 1948 excluding administrative and executive offices of multiunit organizations, and "chain store" warehouses.

Sales and receipts.—"1948 sales and receipts" represents sales of merchandise and receipts from repairs and other services to customers. The figures reflect deductions for returned goods and allowances, but not for trade-in allowances; they exclude sales and excise taxes collected from customers and paid directly to any taxing agency.

Proprietors.—"Active proprietors..." represents owners and partners of unincorporated businesses who devoted the major portion of their time to the business in November 1948.

Employment.—"Number of paid employees..." represents all employees on the pay roll for the pay period ending nearest November 15, 1948. "Full workweek" employees, whether regular or seasonal, are those who in the November 15 pay period were paid for working at least the number of hours typically worked in a week by employees of the reporting establishment.

1948 CENSUS OF BUSINESS

RETAIL, WHOLESALE, SERVICE TRADES

U. S. DEPARTMENT OF COMMERCE
BUREAU OF THE CENSUS

PRELIMINARY

For Release May 3, 1950

Release Series BC-1P-34-065

PICKAWAY COUNTY, OHIO

Retail, wholesale, and service establishments located in Pickaway County, Ohio, showed a substantial expansion in dollar volume of trade from 1939 to 1948 according to preliminary figures from the 1948 Census of Business released today by the Bureau of the Census, U. S. Department of Commerce.

Retail sales in the county during 1948 aggregated \$20.7 million, an increase of 276 percent over the \$5.5 million in 1939, when the preceding Census of Business was taken. Wholesale sales in the county reached a total of \$13.6 million in 1948 as compared with \$3.8 million in 1939. The service trades included in the Census of Business recorded receipts totaling \$568,000 in 1948 compared with \$192,000 in 1939.

Employment in the county also rose over the 9-year period between 1939 and 1948 for the above trades. Establishments in these trades reported a combined total of 1,149 paid employees for the workweek ended nearest November 15, 1948. This compared with a total of 793 employees reported for the week of November 15, 1939.

These preliminary figures have been derived from a Census report on Pickaway County, Ohio, which also includes data for the city of Circleville. Final figures, superseding the preliminary data for Pickaway County, will be included in a Bulletin for the State of Ohio to be issued in several months. Similar data will be made available this year in preliminary and final form for each of the counties and States. A single copy of the preliminary release for Pickaway County as well as an order blank for other area releases may be obtained by writing to the Bureau of the Census, Washington 25, D. C.

Table 1.—CENSUS OF BUSINESS PRELIMINARY RESULTS FOR 1948, BY TRADE GROUP
PICKAWAY COUNTY, OHIO

Trade group and kind of business	Number of establishments	1948 sales and receipts (Thousand dollars)	Active proprietors of unincorporated businesses Nov. 1948	Paid employees, workweek ended nearest Nov. 15, 1948	
				Total employees ¹	Full workweek employees
RETAIL TRADE, total.....	314	20,672	309	908	685
Food group.....	89	4,447	89	148	106
Eating and drinking places.....	56	1,313	66	164	125
General merchandise grp, general stores	10	1,092	6	110	58
Apparel group.....	13	590	9	41	22
Furniture-home furnishings-appliance grp	15	694	18	40	36
Automotive group.....	23	2,727	21	86	84
Gasoline service stations.....	45	1,359	41	57	47
Lumber-building-hardware group.....	34	3,924	37	126	113
All other retail stores.....	29	4,526	22	136	94
WHOLESALE TRADE, total.....	28	13,577	16	169	x
Merchant wholesalers.....	6	2,291	5	46	x
Other types of wholesale.....	22	11,286	11	123	x
SELECTED SERVICE TRADES, ² /total.....	86	568	92	72	64
Personal services.....	45	298	48	53	48
All other service trades.....	41	270	44	19	16

x Not available.

¹/ Includes employees paid for less than the full workweek.

²/ See General Description on last page for changes from the 1939 Census of Business in the coverage of Service Trades.

Table 2.—CENSUS OF BUSINESS PRELIMINARY RESULTS FOR 1948 FOR CITIES OF 2,500 INHABITANTS OR MORE

PICKAWAY COUNTY, OHIO

(Data omitted for trade groups where necessary to avoid disclosure)

City and trade group ¹	Number of establishments	1948 sales and receipts (Thousand dollars)	Active proprietors of unincorporated businesses Nov. 1948	Paid employees, workweek ended nearest Nov. 15, 1948	
				Total employees ²	Full workweek employees
Circleville:					
Retail trade.....	180	12,704	169	660	524
Wholesale trade.....	14	9,240	8	110	x
Selected service trades....	44	320	47	45	42
Remainder of county:					
Retail trade.....	134	7,968	140	248	161
Wholesale trade.....	14	4,337	8	59	x
Selected service trades....	42	248	45	27	22

x Not available.

1/ See General Description on this page for changes from the 1939 Census of Business in the coverage of Service Trades.

2/ Includes employees paid for less than the full workweek.

GENERAL DESCRIPTION OF PRELIMINARY RELEASES FOR THE 1948 CENSUS OF BUSINESS

This series of releases, of which one is planned for each county in the United States, presents preliminary results of the 1948 Census of Business. The information is based on reports submitted by business establishments for that Census. The figures shown are preliminary, and are subject to revision in the final Census publications, but the changes are expected to be relatively minor with respect to coverage. The final Census figures will be issued in a series of Business Census bulletins which will show additional detailed kind-of-business information for all places where there are a sufficient number of establishments.

The 1948 Census of Business was taken under the provision of the Act of June 19, 1948, which provides that the Business Census be taken for 1948 and for each fifth year thereafter. Previous Business Censuses were taken for the years 1929, 1933, 1935, and 1939.

Scope of the Census.—The 1948 Census of Business covered all establishments in the following trades, as defined by the Standard Industrial Classification Manual, May 1949 issue, of the Executive Office of the President: all retail trades; all wholesale trades; all service trades in the following four groups—personal services, business services, automobile repairs and services, and miscellaneous repair services; hotels; tourist courts and camps; and amusements, including motion picture theaters. Some important services not covered are radio broadcasting and television, medical and health, legal, educational, nonprofit, accounting, and domestic services.

This coverage is similar to that of the 1939 Business Census. However, "custom trades" and "services incidental to transportation," which are no longer included in the standard classification of the service trades, are not covered by the 1948 Census. In a number of localities, these exclusions as well as

other changes in the standard classification may have a considerable effect in comparing 1948 with 1939 data, particularly with respect to establishment count.

Establishment definition.—For Census purposes, a business establishment is defined to include only enterprises conducted from a recognizable place of business, provided that the annual sales were in excess of \$5,000 for a wholesale trade establishment and \$500 for establishments in other trades. A detailed analysis of coverage will be provided in future Census of Business publications.

"Number of establishments" is the number of separate business locations, rather than the number of business companies or organizations, since the Census figures represent information reported separately for each business location or establishment. The establishment count reflects the number of places in business at the end of 1948 excluding administrative and executive offices of multiunit organizations, and "chain store" warehouses.

Sales and receipts.—"1948 sales and receipts" represents sales of merchandise and receipts from repairs and other services to customers. The figures reflect deductions for returned goods and allowances, but not for trade-in allowances; they exclude sales and excise taxes collected from customers and paid directly to any taxing agency.

Proprietors.—"Active proprietors..." represents owners and partners of unincorporated businesses who devoted the major portion of their time to the business in November 1948.

Employment.—"Number of paid employees..." represents all employees on the pay roll for the pay period ending nearest November 15, 1948. "Full workweek" employees, whether regular or seasonal, are those who in the November 15 pay period were paid for working at least the number of hours typically worked in a week by employees of the reporting establishment.

1948 CENSUS OF BUSINESS

RETAIL, WHOLESALE, SERVICE TRADES

U. S. DEPARTMENT OF COMMERCE
BUREAU OF THE CENSUS

PRELIMINARY

For Release May 1, 1950

Release Series BC-1P- 34-066

PIKE COUNTY, OHIO

Retail, wholesale, and service establishments located in Pike County, Ohio, showed a substantial expansion in dollar volume of trade from 1939 to 1948 according to preliminary figures from the 1948 Census of Business released today by the Bureau of the Census, U. S. Department of Commerce.

Retail sales in the county during 1948 aggregated \$5.8 million, an increase of 190 percent over the \$2.0 million in 1939, when the preceding Census of Business was taken. Wholesale sales in the county reached a total of \$1.4 million in 1948 as compared with \$0.3 million in 1939. The service trades included in the Census of Business recorded receipts totaling \$149,000 in 1948 compared with \$88,000 in 1939.

Employment in the county also rose over the 9-year period between 1939 and 1948 for the above trades. Establishments in these trades reported a combined total of 281 paid employees for the workweek ended nearest November 15, 1948. This compared with a total of 191 employees reported for the week of November 15, 1939.

These preliminary figures have been derived from a Census report on Pike County, Ohio. Final figures, superseding the preliminary data for Pike County, will be included in a Bulletin for the State of Ohio to be issued in several months. Similar data will be made available this year in preliminary and final form for each of the counties and States. A single copy of the preliminary release for Pike County as well as an order blank for other area releases may be obtained by writing to the Bureau of the Census, Washington 25, D. C.

90663

Table 1.—CENSUS OF BUSINESS PRELIMINARY RESULTS FOR 1948, BY TRADE GROUP

PIKE COUNTY, OHIO

Trade group and kind of business	Number of establishments	1948 sales and receipts (Thousand dollars)	Active proprietors of unincorporated businesses Nov. 1948	Paid employees, workweek ended nearest Nov. 15, 1948	
				Total employees ¹	Full workweek employees
RETAIL TRADE, total.....	168	5,823	165	250	190
Food group.....	59	1,341	63	31	23
Eating and drinking places.....	20	251	21	32	19
General merchandise grp, general stores.	20	843	18	39	23
Furniture-home furnishgs-appliance grp.	5	167	2	10	10
Automotive group.....	11	880	10	38	37
Gasoline service stations.....	17	390	19	24	19
Lumber-building-hardware group.....	13	911	12	37	33
All other retail stores.....	23	1,040	20	39	26
WHOLESALE TRADE.....	5	1,409	4	18	x
SELECTED SERVICE TRADES, ² /total.....	39	149	39	13	8
Personal services.....	22	96	22	9	5
All other service trades.....	17	53	17	4	3

x Not available.

1/ Includes employees paid for less than the full workweek.

2/ See General Description on this page for changes from the 1939 Census of Business in the coverage of Service Trades.

GENERAL DESCRIPTION OF PRELIMINARY RELEASES FOR THE 1948 CENSUS OF BUSINESS

This series of releases, of which one is planned for each county in the United States, presents preliminary results of the 1948 Census of Business. The information is based on reports submitted by business establishments for that Census. The figures shown are preliminary, and are subject to revision in the final Census publications, but the changes are expected to be relatively minor with respect to coverage. The final Census figures will be issued in a series of Business Census bulletins which will show additional detailed kind-of-business information for all places where there are a sufficient number of establishments.

The 1948 Census of Business was taken under the provision of the Act of June 19, 1948, which provides that the Business Census be taken for 1948 and for each fifth year thereafter. Previous Business Censuses were taken for the years 1929, 1933, 1935, and 1939.

Scope of the Census.—The 1948 Census of Business covered all establishments in the following trades, as defined by the Standard Industrial Classification Manual, May 1949 issue, of the Executive Office of the President: all retail trades; all wholesale trades; all service trades in the following four groups—personal services, business services, automobile repairs and services, and miscellaneous repair services; hotels; tourist courts and camps; and amusements, including motion picture theaters. Some important services not covered are radio broadcasting and television, medical and health, legal, educational, nonprofit, accounting, and domestic services.

This coverage is similar to that of the 1939 Business Census. However, "custom trades" and "services incidental to transportation," which are no longer included in the standard classification of the service trades, are not covered by the 1948 Census. In a number of localities, these exclusions as well as

other changes in the standard classification may have a considerable effect in comparing 1948 with 1939 data, particularly with respect to establishment count.

Establishment definition.—For Census purposes, a business establishment is defined to include only enterprises conducted from a recognizable place of business, provided that the annual sales were in excess of \$5,000 for a wholesale trade establishment and \$500 for establishments in other trades. A detailed analysis of coverage will be provided in future Census of Business publications.

"Number of establishments" is the number of separate business locations, rather than the number of business companies or organizations, since the Census figures represent information reported separately for each business location or establishment. The establishment count reflects the number of places in business at the end of 1948 excluding administrative and executive offices of multiunit organizations, and "chain store" warehouses.

Sales and receipts.—"1948 sales and receipts" represents sales of merchandise and receipts from repairs and other services to customers. The figures reflect deductions for returned goods and allowances, but not for trade-in allowances; they exclude sales and excise taxes collected from customers and paid directly to any taxing agency.

Proprietors.—"Active proprietors..." represents owners and partners of unincorporated businesses who devoted the major portion of their time to the business in November 1948.

Employment.—"Number of paid employees..." represents all employees on the pay roll for the pay period ending nearest November 15, 1948. "Full workweek" employees, whether regular or seasonal, are those who in the November 15 pay period were paid for working at least the number of hours typically worked in a week by employees of the reporting establishment.

1948 CENSUS OF BUSINESS

RETAIL, WHOLESALE, SERVICE TRADES

U. S. DEPARTMENT OF COMMERCE
BUREAU OF THE CENSUS

PRELIMINARY

For Release May 15, 1950

Release Series BC-1P-34-067

PORTAGE COUNTY, OHIO

Retail, wholesale, and service establishments located in Portage County, Ohio, showed a substantial expansion in dollar volume of trade from 1939 to 1948 according to preliminary figures from the 1948 Census of Business released today by the Bureau of the Census, U. S. Department of Commerce.

Retail sales in the county during 1948 aggregated \$44.6 million, an increase of 260 percent over the \$12.4 million in 1939, when the preceding Census of Business was taken. Wholesale sales in the county reached a total of \$6.1 million in 1948 as compared with \$1.7 million in 1939. The service trades included in the Census of Business recorded receipts totaling \$1.8 million in 1948 compared with \$0.7 million in 1939.

Employment in the county also rose over the 9-year period between 1939 and 1948 for the above trades. Establishments in these trades reported a combined total of 2,478 paid employees for the workweek ended nearest November 15, 1948. This compared with a total of 1,416 employees reported for the week of November 15, 1939.

These preliminary figures have been derived from a Census report on Portage County, Ohio, which also includes data for the cities of Kent and Ravenna. Final figures, superseding the preliminary data for Portage County, will be included in a Bulletin for the State of Ohio to be issued in several months. Similar data will be made available this year in preliminary and final form for each of the counties and States. A single copy of the preliminary release for Portage County as well as an order blank for other area releases may be obtained by writing to the Bureau of the Census, Washington 25, D. C.

Table 1.—CENSUS OF BUSINESS PRELIMINARY RESULTS FOR 1948, BY TRADE GROUP

PORTAGE COUNTY, OHIO

Trade group and kind of business	Number of establishments	1948 sales and receipts (Thousand dollars)	Active proprietors of unincorporated businesses Nov. 1948	Paid employees, workweek ended nearest Nov. 15, 1948	
				Total employees ¹	Full workweek employees
RETAIL TRADE, total.....	617	44,572	621	2,133	1,658
Food group.....	138	11,674	145	403	293
Eating and drinking places.....	134	3,297	151	429	307
General merchandise grp, general stores.	20	1,714	15	153	97
Apparel group.....	31	1,804	24	109	76
Furniture-home furnishgs-appliance grp.	30	1,718	31	85	70
Automotive group.....	53	8,794	42	311	297
Gasoline service stations.....	76	2,949	82	147	105
Lumber-building-hardware group.....	47	5,429	55	192	185
Drug and proprietary stores.....	13	1,145	8	99	66
All other retail stores.....	75	6,048	68	205	162
WHOLESALE TRADE, total.....	31	6,147	21	105	x
Merchant wholesalers.....	21	2,290	14	70	x
Other types of wholesale.....	10	3,857	7	35	x
SELECTED SERVICE TRADES, ² /total.....	200	1,835	215	240	210
Personal services.....	119	1,113	124	183	161
All other service trades.....	81	722	91	57	49

x Not available.

1/ Includes employees paid for less than the full workweek.

2/ See General Description on last page for changes from the 1939 Census of Business in the coverage of Service Trades.

Table 2.—CENSUS OF BUSINESS PRELIMINARY RESULTS FOR 1948 FOR CITIES OF 2,500 INHABITANTS OR MORE
PORTAGE COUNTY, OHIO

(Data omitted for trade groups where necessary to avoid disclosure)

City and trade group ¹	Number of establishments	1948 sales and receipts (Thousand dollars)	Active proprietors of unincorporated businesses Nov. 1948	Paid employees, workweek ended nearest Nov. 15, 1948	
				Total employees ²	Full workweek employees
Kent:					
Retail trade.....	140	13,208	121	753	575
Wholesale trade.....	11	2,235	6	44	x
Selected service trades.....	57	682	59	122	108
Ravenna:					
Retail trade.....	158	14,871	150	684	565
Wholesale trade.....	15	2,227	9	40	x
Selected service trades.....	61	523	64	70	58
Remainder of county:^{3/}					
Retail trade.....	319	16,493	350	696	518
Wholesale trade.....	5	1,685	6	21	x
Selected service trade.....	82	630	92	48	44

x Not available.

1/ See General Description on this page for changes from the 1939 Census of Business in the coverage of Service Trades.

2/ Includes employees paid for less than the full workweek.

3/ Includes figures for establishments, other than wholesale, not located in cities of 2,500 inhabitants or more, and wholesale establishments not located in cities of 5,000 inhabitants or more.

GENERAL DESCRIPTION OF PRELIMINARY RELEASES FOR THE 1948 CENSUS OF BUSINESS

This series of releases, of which one is planned for each county in the United States, presents preliminary results of the 1948 Census of Business. The information is based on reports submitted by business establishments for that Census. The figures shown are preliminary, and are subject to revision in the final Census publications, but the changes are expected to be relatively minor with respect to coverage. The final Census figures will be issued in a series of Business Census bulletins which will show additional detailed kind-of-business information for all places where there are a sufficient number of establishments.

The 1948 Census of Business was taken under the provision of the Act of June 19, 1948, which provides that the Business Census be taken for 1948 and for each fifth year thereafter. Previous Business Censuses were taken for the years 1929, 1933, 1935, and 1939.

Scope of the Census.—The 1948 Census of Business covered all establishments in the following trades, as defined by the Standard Industrial Classification Manual, May 1949 issue, of the Executive Office of the President: all retail trades; all wholesale trades; all service trades in the following four groups—personal services, business services, automobile repairs and services, and miscellaneous repair services; hotels; tourist courts and camps; and amusements, including motion picture theaters. Some important services not covered are radio broadcasting and television, medical and health, legal, educational, nonprofit, accounting, and domestic services.

This coverage is similar to that of the 1939 Business Census. However, "custom trades" and "services incidental to transportation," which are no longer included in the standard classification of the service trades, are not covered by the 1948 Census. In a number of localities, these exclusions as well as

other changes in the standard classification may have a considerable effect in comparing 1948 with 1939 data, particularly with respect to establishment count.

Establishment definition.—For Census purposes, a business establishment is defined to include only enterprises conducted from a recognizable place of business, provided that the annual sales were in excess of \$5,000 for a wholesale trade establishment and \$500 for establishments in other trades. A detailed analysis of coverage will be provided in future Census of Business publications.

"Number of establishments" is the number of separate business locations, rather than the number of business companies or organizations, since the Census figures represent information reported separately for each business location or establishment. The establishment count reflects the number of places in business at the end of 1948 excluding administrative and executive offices of multinational organizations, and "chain store" warehouses.

Sales and receipts.—"1948 sales and receipts" represents sales of merchandise and receipts from repairs and other services to customers. The figures reflect deductions for returned goods and allowances, but not for trade-in allowances; they exclude sales and excise taxes collected from customers and paid directly to any taxing agency.

Proprietors.—"Active proprietors..." represents owners and partners of unincorporated businesses who devoted the major portion of their time to the business in November 1948.

Employment.—"Number of paid employees..." represents all employees on the pay roll for the pay period ending nearest November 15, 1948. "Full workweek" employees, whether regular or seasonal, are those who in the November 15 pay period were paid for working at least the number of hours typically worked in a week by employees of the reporting establishment.

1948 CENSUS OF BUSINESS

RETAIL, WHOLESALE, SERVICE TRADES

U. S. DEPARTMENT OF COMMERCE
BUREAU OF THE CENSUS

PRELIMINARY

For Release May 3, 1950

Release Series BC-1P-34-068

PREBLE COUNTY, OHIO

Retail, wholesale, and service establishments located in Preble County, Ohio, showed a substantial expansion in dollar volume of trade from 1939 to 1948 according to preliminary figures from the 1948 Census of Business released today by the Bureau of the Census, U. S. Department of Commerce.

Retail sales in the county during 1948 aggregated \$17.6 million, an increase of 193 percent over the \$6.0 million in 1939, when the preceding Census of Business was taken. Wholesale sales in the county reached a total of \$6.6 million in 1948 as compared with \$1.9 million in 1939. The service trades included in the Census of Business recorded receipts totaling \$539,000 in 1948 compared with \$269,000 in 1939.

Employment in the county also rose over the 9-year period between 1939 and 1948 for the above trades. Establishments in these trades reported a combined total of 1,016 paid employees for the workweek ended nearest November 15, 1948. This compared with a total of 622 employees reported for the week of November 15, 1939.

These preliminary figures have been derived from a Census report on Preble County, Ohio, which also includes data for the city of Eaton. Final figures, superseding the preliminary data for Preble County, will be included in a Bulletin for the State of Ohio to be issued in several months. Similar data will be made available this year in preliminary and final form for each of the counties and States. A single copy of the preliminary release for Preble County as well as an order blank for other area releases may be obtained by writing to the Bureau of the Census, Washington 25, D. C.

Table 1.—CENSUS OF BUSINESS PRELIMINARY RESULTS FOR 1948, BY TRADE GROUP
PREBLE COUNTY, OHIO

Trade group and kind of business	Number of establishments	1948 sales and receipts (Thousand dollars)	Active proprietors of unincorporated businesses Nov. 1948	Paid employees, workweek ended nearest Nov. 15, 1948	
				Total employees ¹	Full workweek employees
RETAIL TRADE, total.....	327	17,558	342	841	607
Food group.....	71	4,066	74	164	94
Eating and drinking places.....	44	1,351	50	167	113
General merchandise grp, general stores	16	757	16	47	30
Apparel group.....	13	418	15	31	4
Furniture-home furnishgs-appliance grp	21	657	23	37	24
Automotive group.....	34	3,130	38	112	109
Gasoline service stations.....	47	1,510	50	72	50
Lumber-building-hardware group.....	42	3,307	42	134	117
Drug and proprietary stores.....	8	359	7	23	17
All other retail stores.....	31	2,003	27	54	49
WHOLESALE TRADE, total.....	32	6,605	29	127	x
Merchant wholesalers.....	8	1,529	11	47	x
Other types of wholesale.....	24	5,076	18	80	x
SELECTED SERVICE TRADES, ² /total.....	84	539	84	48	35
Personal services.....	51	327	53	36	27
All other service trades.....	33	212	31	12	8

x Not available.

¹/ Includes employees paid for less than the full workweek.

²/ See General Description on last page for changes from the 1939 Census of Business in the coverage of Service Trades.

Table 2.—CENSUS OF BUSINESS PRELIMINARY RESULTS FOR 1948 FOR CITIES OF 2,500 INHABITANTS OR MORE
PREBLE COUNTY, OHIO

(Data omitted for trade groups where necessary to avoid disclosure)

City and trade group ¹	Number of establishments	1948 sales and receipts (Thousand dollars)	Active proprietors of unincorporated businesses Nov. 1948	Paid employees, workweek ended nearest Nov. 15, 1948	
				Total employees ²	Full workweek employees
Eaton:					
Retail trade.....	109	7,822	112	422	302
Selected service trades...	34	226	38	26	21
Remainder of county:					
Retail trade.....	218	9,736	230	419	305
Selected service trades...	50	313	46	22	14

1/ See General Description on this page for changes from the 1939 Census of Business in the coverage of Service Trades.

2/ Includes employees paid for less than the full workweek.

GENERAL DESCRIPTION OF PRELIMINARY RELEASES FOR THE 1948 CENSUS OF BUSINESS

This series of releases, of which one is planned for each county in the United States, presents preliminary results of the 1948 Census of Business. The information is based on reports submitted by business establishments for that Census. The figures shown are preliminary, and are subject to revision in the final Census publications, but the changes are expected to be relatively minor with respect to coverage. The final Census figures will be issued in a series of Business Census bulletins which will show additional detailed kind-of-business information for all places where there are a sufficient number of establishments.

The 1948 Census of Business was taken under the provision of the Act of June 19, 1948, which provides that the Business Census be taken for 1948 and for each fifth year thereafter. Previous Business Censuses were taken for the years 1929, 1933, 1935, and 1939.

Scope of the Census.—The 1948 Census of Business covered all establishments in the following trades, as defined by the Standard Industrial Classification Manual, May 1949 issue, of the Executive Office of the President: all retail trades; all wholesale trades; all service trades in the following four groups—personal services, business services, automobile repairs and services, and miscellaneous repair services; hotels; tourist courts and camps; and amusements, including motion picture theaters. Some important services not covered are radio broadcasting and television, medical and health, legal, educational, nonprofit, accounting, and domestic services.

This coverage is similar to that of the 1939 Business Census. However, "custom trades" and "services incidental to transportation," which are no longer included in the standard classification of the service trades, are not covered by the 1948 Census. In a number of localities, these exclusions as well as

other changes in the standard classification may have a considerable effect in comparing 1948 with 1939 data, particularly with respect to establishment count.

Establishment definition.—For Census purposes, a business establishment is defined to include only enterprises conducted from a recognizable place of business, provided that the annual sales were in excess of \$5,000 for a wholesale trade establishment and \$500 for establishments in other trades. A detailed analysis of coverage will be provided in future Censuses of Business publications.

"Number of establishments" is the number of separate business locations, rather than the number of business companies or organizations, since the Census figures represent information reported separately for each business location or establishment. The establishment count reflects the number of places in business at the end of 1948 excluding administrative and executive offices of multiunit organizations, and "chain store" warehouses.

Sales and receipts.—"1948 sales and receipts" represents sales of merchandise and receipts from repairs and other services to customers. The figures reflect deductions for returned goods and allowances, but not for trade-in allowances; they exclude sales and excise taxes collected from customers and paid directly to any taxing agency.

Proprietors.—"Active proprietors..." represents owners and partners of unincorporated businesses who devoted the major portion of their time to the business in November 1948.

Employment.—"Number of paid employees..." represents all employees on the pay roll for the pay period ending nearest November 15, 1948. "Full workweek" employees, whether regular or seasonal, are those who in the November 15 pay period were paid for working at least the number of hours typically worked in a week by employees of the reporting establishment.

1948 CENSUS OF BUSINESS

RETAIL, WHOLESALE, SERVICE TRADES

U. S. DEPARTMENT OF COMMERCE
BUREAU OF THE CENSUS

PRELIMINARY

For Release May 1, 1950

Release Series BC-1P-34-069

PUTNAM COUNTY, OHIO

Retail, wholesale, and service establishments located in Putnam County, Ohio, showed a substantial expansion in dollar volume of trade from 1939 to 1948 according to preliminary figures from the 1948 Census of Business released today by the Bureau of the Census, U. S. Department of Commerce.

Retail sales in the county during 1948 aggregated \$18.8 million, an increase of 236 percent over the \$5.6 million in 1939, when the preceding Census of Business was taken. Wholesale sales in the county reached a total of \$20.9 million in 1948 as compared with \$6.9 million in 1939. The service trades included in the Census of Business recorded receipts totaling \$518,000 in 1948 compared with \$176,000 in 1939.

Employment in the county also rose over the 9-year period between 1939 and 1948 for the above trades. Establishments in these trades reported a combined total of 1,027 paid employees for the workweek ended nearest November 15, 1948. This compared with a total of 722 employees reported for the week of November 15, 1939.

These preliminary figures have been derived from a Census report on Putnam County, Ohio. Final figures, superseding the preliminary data for Putnam County, will be included in a Bulletin for the State of Ohio to be issued in several months. Similar data will be made available this year in preliminary and final form for each of the counties and States. A single copy of the preliminary release for Putnam County as well as an order blank for other area releases may be obtained by writing to the Bureau of the Census, Washington 25, D. C.

90663

Table 1.—CENSUS OF BUSINESS PRELIMINARY RESULTS FOR 1948, BY TRADE GROUP

PUTNAM COUNTY, OHIO

Trade group and kind of business	Number of establishments	1948 sales and receipts (Thousand dollars)	Active proprietors of unincorporated businesses Nov. 1948	Paid employees, workweek ended nearest Nov. 15, 1948	
				Total employees ¹	Full workweek employees
RETAIL TRADE, total.....	362	18,788	409	804	598
Food group.....	68	3,545	79	119	83
Eating and drinking places.....	48	1,439	58	166	102
General merchandise grp, general stores	17	1,113	19	64	38
Apparel group.....	23	831	24	50	26
Furniture-home furnishings-appliance grp.	30	1,127	34	40	35
Automotive group.....	34	3,194	38	92	89
Gasoline service stations.....	43	1,123	46	47	29
Lumber-building-hardware group.....	56	3,683	68	142	127
Drug and proprietary stores.....	10	287	11	11	6
All other retail stores.....	33	2,446	32	73	63
WHOLESALE TRADE, total.....	62	20,872	46	177	x
Merchant wholesalers.....	17	3,857	15	60	x
Assemblers of farm products.....	27	14,261	16	101	x
Other types of wholesale.....	18	2,754	15	16	x
SELECTED SERVICE TRADES, ² /total.....	105	518	112	46	32
Personal services.....	64	285	75	31	19
All other service trades.....	41	233	37	15	13
AMUSEMENTS.....	8	60	5	17	x

x Not available.

¹/ Includes employees paid for less than the full workweek.

²/ See General Description on this page for changes from the 1939 Census of Business in the coverage of Service Trades.

GENERAL DESCRIPTION OF PRELIMINARY RELEASES FOR THE 1948 CENSUS OF BUSINESS

This series of releases, of which one is planned for each county in the United States, presents preliminary results of the 1948 Census of Business. The information is based on reports submitted by business establishments for that Census. The figures shown are preliminary, and are subject to revision in the final Census publications, but the changes are expected to be relatively minor with respect to coverage. The final Census figures will be issued in a series of Business Census bulletins which will show additional detailed kind-of-business information for all places where there are a sufficient number of establishments.

The 1948 Census of Business was taken under the provision of the Act of June 19, 1948, which provides that the Business Census be taken for 1948 and for each fifth year thereafter. Previous Business Censuses were taken for the years 1929, 1933, 1935, and 1939.

Scope of the Census.—The 1948 Census of Business covered all establishments in the following trades, as defined by the Standard Industrial Classification Manual, May 1949 issue, of the Executive Office of the President: all retail trades; all wholesale trades; all service trades in the following four groups—personal services, business services, automobile repairs and services, and miscellaneous repair services; hotels; tourist courts and camps; and amusements, including motion picture theaters. Some important services not covered are radio broadcasting and television, medical and health, legal, educational, nonprofit, accounting, and domestic services.

This coverage is similar to that of the 1939 Business Census. However, "custom trades" and "services incidental to transportation," which are no longer included in the standard classification of the service trades, are not covered by the 1948 Census. In a number of localities, these exclusions as well as

other changes in the standard classification may have a considerable effect in comparing 1948 with 1939 data, particularly with respect to establishment count.

Establishment definition.—For Census purposes, a business establishment is defined to include only enterprises conducted from a recognizable place of business, provided that the annual sales were in excess of \$5,000 for a wholesale trade establishment and \$500 for establishments in other trades. A detailed analysis of coverage will be provided in future Census of Business publications.

"Number of establishments" is the number of separate business locations, rather than the number of business companies or organizations, since the Census figures represent information reported separately for each business location or establishment. The establishment count reflects the number of places in business at the end of 1948 excluding administrative and executive offices of multiunit organizations, and "chain store" warehouses.

Sales and receipts.—"1948 sales and receipts" represents sales of merchandise and receipts from repairs and other services to customers. The figures reflect deductions for returned goods and allowances, but not for trade-in allowances; they exclude sales and excise taxes collected from customers and paid directly to any taxing agency.

Proprietors.—"Active proprietors..." represents owners and partners of unincorporated businesses who devoted the major portion of their time to the business in November 1948.

Employment.—"Number of paid employees..." represents all employees on the pay roll for the pay period ending nearest November 15, 1948. "Full workweek" employees, whether regular or seasonal, are those who in the November 15 pay period were paid for working at least the number of hours typically worked in a week by employees of the reporting establishment.

1948 CENSUS OF BUSINESS

RETAIL, WHOLESALE, SERVICE TRADES

U. S. DEPARTMENT OF COMMERCE
BUREAU OF THE CENSUS

PRELIMINARY

For Release May 3, 1950

Release Series BC-1P-34-070

RICHLAND COUNTY, OHIO

Retail, wholesale, and service establishments located in Richland County, Ohio, showed a substantial expansion in dollar volume of trade from 1939 to 1948 according to preliminary figures from the 1948 Census of Business released today by the Bureau of the Census, U. S. Department of Commerce.

Retail sales in the county during 1948 aggregated \$87.0 million, an increase of 220 percent over the \$27.2 million in 1939, when the preceding Census of Business was taken. Wholesale sales in the county reached a total of \$45.4 million in 1948 as compared with \$14.2 million in 1939. The service trades included in the Census of Business recorded receipts totaling \$4.4 million in 1948 compared with \$1.5 million in 1939.

Employment in the county also rose over the 9-year period between 1939 and 1948 for the above trades. Establishments in these trades reported a combined total of 6,651 paid employees for the workweek ended nearest November 15, 1948. This compared with a total of 3,968 employees reported for the week of November 15, 1939.

These preliminary figures have been derived from a Census report on Richland County, Ohio, which also includes data for the cities of Mansfield and Shelby. Final figures, superseding the preliminary data for Richland County, will be included in a Bulletin for the State of Ohio to be issued in several months. Similar data will be made available this year in preliminary and final form for each of the counties and States. A single copy of the preliminary release for Richland County as well as an order blank for other area releases may be obtained by writing to the Bureau of the Census, Washington 25, D. C.

Table 1.—CENSUS OF BUSINESS PRELIMINARY RESULTS FOR 1948, BY TRADE GROUP
RICHLAND COUNTY, OHIO

Trade group and kind of business	Number of establishments	1948 sales and receipts (Thousand dollars)	Active proprietors of unincorporated businesses Nov. 1948	Paid employees, workweek ended nearest Nov. 15, 1948	
				Total employees ¹	Full workweek employees
RETAIL TRADE, total.....	980	87,028	880	4,985	3,975
Food group.....	235	18,415	211	742	485
Eating and drinking places.....	190	7,676	201	884	718
General merchandise grp, general stores.	28	13,133	16	1,075	797
Apparel group.....	62	4,926	41	334	262
Furniture-home furnishgs-appliance grp.	46	4,802	44	291	269
Automotive group.....	59	13,414	44	454	432
Gasoline service stations.....	101	4,988	84	217	152
Lumber-building-hardware group.....	72	8,933	63	464	438
Drug and proprietary stores.....	25	2,023	21	105	74
All other retail stores.....	162	8,718	155	419	348
WHOLESALE TRADE, total.....	104	45,437	52	1,021	x
Merchant wholesalers, total.....	63	30,698	34	774	x
Groceries, foods.....	16	15,514	9	372	x
Hardware, elec'l, plum'g and heating.	5	3,344	3	72	x
Mach'y, equip't, industrial supplies..	8	2,182	2	84	x
Waste materials dealers.....	7	3,836	5	67	x
All other merchant wholesalers.....	27	5,822	15	179	x
Manufact'rs' sales branches, offices...	14	4,412	1	148	x
Petroleum bulk plants, terminals.....	20	6,086	12	66	x
Other types of wholesale.....	7	4,241	5	33	x
SELECTED SERVICE TRADES, ^{2/} total.....	326	4,446	322	645	585
Personal services.....	192	2,671	184	497	451
Business services.....	25	837	21	74	66
Automotive repairs and services.....	62	633	62	56	52
Other repair services.....	47	305	55	18	16
AMUSEMENTS.....	26	1,198	18	196	x

x Not available.

^{1/} Includes employees paid for less than the full workweek.

^{2/} See General Description on last page for changes from the 1939 Census of Business in the coverage of Service Trades.

Table 2.—CENSUS OF BUSINESS PRELIMINARY RESULTS FOR 1948 FOR CITIES OF 2,500 INHABITANTS OR MORE

RICHLAND COUNTY, OHIO

(Data omitted for trade groups where necessary to avoid disclosure)

City and trade group ¹	Number of establishments	1948 sales and receipts (Thousand dollars)	Active proprietors of unincorporated businesses Nov. 1948	Paid employees, workweek ended nearest Nov. 15, 1948	
				Total employees ²	Full workweek employees
Mansfield:					
Retail trade.....	616	64,383	552	3,910	3,152
Wholesale trade.....	84	40,684	31	959	x
Selected service trades....	221	3,823	221	575	527
Amusements.....	15	756	13	107	x
Shelby:					
Retail trade.....	117	9,299	119	494	378
Wholesale trade.....	8	2,377	11	27	x
Selected service trades....	34	217	33	26	20
Amusements.....		Included with "Remainder of county"			
Remainder of county:^{3/}					
Retail trade.....	247	13,346	209	581	445
Wholesale trade.....	12	2,376	10	35	x
Selected service trades....	71	406	68	44	38
Amusements.....	11	442	5	89	x

x Not available.

1/ See General Description on this page for changes from the 1939 Census of Business in the coverage of Service Trades.

2/ Includes employees paid for less than the full workweek.

3/ Except as indicated above, includes figures for establishments, other than wholesale, not located in cities of 2,500 inhabitants or more, and wholesale establishments not located in cities of 5,000 inhabitants or more.

GENERAL DESCRIPTION OF PRELIMINARY RELEASES FOR THE 1948 CENSUS OF BUSINESS

This series of releases, of which one is planned for each county in the United States, presents preliminary results of the 1948 Census of Business. The information is based on reports submitted by business establishments for that Census. The figures shown are preliminary, and are subject to revision in the final Census publications, but the changes are expected to be relatively minor with respect to coverage. The final Census figures will be issued in a series of Business Census bulletins which will show additional detailed kind-of-business information for all places where there are a sufficient number of establishments.

The 1948 Census of Business was taken under the provision of the Act of June 19, 1948, which provides that the Business Census be taken for 1948 and for each fifth year thereafter. Previous Business Censuses were taken for the years 1929, 1933, 1935, and 1939.

Scope of the Census.—The 1948 Census of Business covered all establishments in the following trades, as defined by the Standard Industrial Classification Manual, May 1949 issue, of the Executive Office of the President: all retail trades; all wholesale trades; all service trades in the following four groups—personal services, business services, automobile repairs and services, and miscellaneous repair services; hotels; tourist courts and camps; and amusements, including motion picture theaters. Some important services not covered are radio broadcasting and television, medical and health, legal, educational, nonprofit, accounting, and domestic services.

This coverage is similar to that of the 1939 Business Census. However, "custom trades" and "services incidental to transportation," which are no longer included in the standard classification of the service trades, are not covered by the 1948 Censuses. In a number of localities, these exclusions as well as

other changes in the standard classification may have a considerable effect in comparing 1948 with 1939 data, particularly with respect to establishment count.


Establishment definition.—For Census purposes, a business establishment is defined to include only enterprises conducted from a recognizable place of business, provided that the annual sales were in excess of \$5,000 for a wholesale trade establishment and \$500 for establishments in other trades. A detailed analysis of coverage will be provided in future Censuses of Business publications.

"Number of establishments" is the number of separate business locations, rather than the number of business companies or organizations, since the Census figures represent information reported separately for each business location or establishment. The establishment count reflects the number of places in business at the end of 1948 excluding administrative and executive offices of multiunit organizations, and "chain store" warehouses.

Sales and receipts.—"1948 sales and receipts" represents sales of merchandise and receipts from repairs and other services to customers. The figures reflect deductions for returned goods and allowances, but not for trade-in allowances; they exclude sales and excise taxes collected from customers and paid directly to any taxing agency.

Proprietors.—"Active proprietors..." represents owners and partners of unincorporated businesses who devoted the major portion of their time to the business in November 1948.

Employment.—"Number of paid employees..." represents all employees on the pay roll for the pay period ending nearest November 15, 1948. "Full workweek" employees, whether regular or seasonal, are those who in the November 15 pay period were paid for working at least the number of hours typically worked in a week by employees of the reporting establishment.



1948 CENSUS OF BUSINESS

RETAIL, WHOLESALE, SERVICE TRADES

U. S. DEPARTMENT OF COMMERCE
BUREAU OF THE CENSUS

PRELIMINARY

For Release May 8, 1950

Release Series BC-1P-34-071

ROSS COUNTY, OHIO

Retail, wholesale, and service establishments located in Ross County, Ohio, showed a substantial expansion in dollar volume of trade from 1939 to 1948 according to preliminary figures from the 1948 Census of Business released today by the Bureau of the Census, U. S. Department of Commerce.

Retail sales in the county during 1948 aggregated \$38.4 million, an increase of 189 percent over the \$13.3 million in 1939, when the preceding Census of Business was taken. Wholesale sales in the county reached a total of \$15.3 million in 1948 as compared with \$4.6 million in 1939. The service trades included in the Census of Business recorded receipts totaling \$1.3 million in 1948 compared with \$0.5 million in 1939.

Employment in the county also rose over the 9-year period between 1939 and 1948 for the above trades. Establishments in these trades reported a combined total of 2,643 paid employees for the workweek ended nearest November 15, 1948. This compared with a total of 1,869 employees reported for the week of November 15, 1939.

These preliminary figures have been derived from a Census report on Ross County, Ohio, which also includes data for the city of Chillicothe. Final figures, superseding the preliminary data for Ross County, will be included in a Bulletin for the State of Ohio to be issued in several months. Similar data will be made available this year in preliminary and final form for each of the counties and States. A single copy of the preliminary release for Ross County as well as an order blank for other area releases may be obtained by writing to the Bureau of the Census, Washington 25, D. C.

Table 1.—CENSUS OF BUSINESS PRELIMINARY RESULTS FOR 1948, BY TRADE GROUP

ROSS COUNTY, OHIO

Trade group and kind of business	Number of establishments	1948 sales and receipts (Thousand dollars)	Active proprietors of unincorporated businesses Nov. 1948	Paid employees, workweek ended nearest Nov. 15, 1948	
				Total employees ¹	Full workweek employees
RETAIL TRADE, total.....	592	38,420	585	2,076	1,684
Food group.....	167	9,801	165	321	219
Eating and drinking places.....	117	3,141	129	457	394
General merchandise grp, general stores	18	2,790	20	293	189
Apparel group.....	30	2,320	20	161	115
Furniture-home furnisngs-appliance grp	24	1,685	27	84	77
Automotive group.....	47	7,058	42	233	221
Gasoline service stations.....	68	2,326	68	120	106
Lumber-building-hardware group.....	37	3,912	33	161	150
Drug and proprietary stores.....	19	1,130	20	82	67
All other retail stores.....	65	4,257	61	164	146
WHOLESALE TRADE, total.....	40	15,277	30	371	x
Merchant wholesalers.....	22	7,338	16	309	x
Other types of wholesale.....	18	7,939	14	62	x
SELECTED SERVICE TRADES, ² /total.....	178	1,276	191	196	157
Personal services.....	102	797	115	120	114
Business services.....	9	140	7	46	16
Automotive repairs and services.....	38	217	39	23	21
Other repairs services.....	29	122	30	7	6
AMUSEMENTS.....	14	482	17	90	x

x Not available.

1/ Includes employees paid for less than the full workweek.

2/ See General Description on last page for changes from the 1939 Census of Business in the coverage of Service Trades.

Table 2.—CENSUS OF BUSINESS PRELIMINARY RESULTS FOR 1948 FOR CITIES OF 2,500 INHABITANTS OR MORE

ROSS COUNTY, OHIO

(Data omitted for trade groups where necessary to avoid disclosure)

City and trade group ¹	Number of establishments	1948 sales and receipts (Thousand dollars)	Active proprietors of unincorporated businesses Nov. 1948	Paid employees, workweek ended nearest Nov. 15, 1948	
				Total employees ²	Full workweek employees
Chillicothe:					
Retail trade.....	351	30,872	323	1,738	1,434
Wholesale trade.....	33	13,744	23	353	x
Selected service trades...	120	1,068	130	181	145
Remainder of county:					
Retail trade.....	241	7,548	262	338	250
Wholesale trade.....	7	1,533	7	18	x
Selected service trades...	58	208	61	15	12

x Not available.

1/ See General Description on this page for changes from the 1939 Census of Business in the coverage of Service Trades.

2/ Includes employees paid for less than the full workweek.

GENERAL DESCRIPTION OF PRELIMINARY RELEASES FOR THE 1948 CENSUS OF BUSINESS

This series of releases, of which one is planned for each county in the United States, presents preliminary results of the 1948 Census of Business. The information is based on reports submitted by business establishments for that Census. The figures shown are preliminary, and are subject to revision in the final Census publications, but the changes are expected to be relatively minor with respect to coverage. The final Census figures will be issued in a series of Business Census bulletins which will show additional detailed kind-of-business information for all places where there are a sufficient number of establishments.

The 1948 Census of Business was taken under the provision of the Act of June 19, 1948, which provides that the Business Census be taken for 1948 and for each fifth year thereafter. Previous Business Censuses were taken for the years 1929, 1933, 1935, and 1939.

Scope of the Census.—The 1948 Census of Business covered all establishments in the following trades, as defined by the Standard Industrial Classification Manual, May 1949 issue, of the Executive Office of the President: all retail trades; all wholesale trades; all service trades in the following four groups—personal services, business services, automobile repairs and services, and miscellaneous repair services; hotels; tourist courts and camps; and amusements, including motion picture theaters. Some important services not covered are radio broadcasting and television, medical and health, legal, educational, nonprofit, accounting, and domestic services.

This coverage is similar to that of the 1939 Business Census. However, "custom trades" and "services incidental to transportation," which are no longer included in the standard classification of the service trades, are not covered by the 1948 Census. In a number of localities, these exclusions as well as

other changes in the standard classification may have a considerable effect in comparing 1948 with 1939 data, particularly with respect to establishment count.

Establishment definition.—For Census purposes, a business establishment is defined to include only enterprises conducted from a recognizable place of business, provided that the annual sales were in excess of \$5,000 for a wholesale trade establishment and \$500 for establishments in other trades. A detailed analysis of coverage will be provided in future Census of Business publications.

"Number of establishments" is the number of separate business locations, rather than the number of business companies or organizations, since the Census figures represent information reported separately for each business location or establishment. The establishment count reflects the number of places in business at the end of 1948 excluding administrative and executive offices of multiunit organizations, and "chain store" warehouses.

Sales and receipts.—"1948 sales and receipts" represents sales of merchandise and receipts from repairs and other services to customers. The figures reflect deductions for returned goods and allowances, but not for trade-in allowances; they exclude sales and excise taxes collected from customers and paid directly to any taxing agency.

Proprietors.—"Active proprietors..." represents owners and partners of unincorporated businesses who devoted the major portion of their time to the business in November 1948.

Employment.—"Number of paid employees..." represents all employees on the pay roll for the pay period ending nearest November 15, 1948. "Full workweek" employees, whether regular or seasonal, are those who in the November 15 pay period were paid for working at least the number of hours typically worked in a week by employees of the reporting establishment.

1948 CENSUS OF BUSINESS

RETAIL, WHOLESALE, SERVICE TRADES

U. S. DEPARTMENT OF COMMERCE
BUREAU OF THE CENSUS

PRELIMINARY

For Release May 29, 1950

Release Series BC-1P-34-072

SANDUSKY COUNTY, OHIO

Retail, wholesale, and service establishments located in Sandusky County, Ohio, showed a substantial expansion in dollar volume of trade from 1939 to 1948 according to preliminary figures from the 1948 Census of Business released today by the Bureau of the Census, U. S. Department of Commerce.

Retail sales in the county during 1948 aggregated \$41.6 million, an increase of 220 percent over the \$13.0 million in 1939, when the preceding Census of Business was taken. Wholesale sales in the county reached a total of \$14.3 million in 1948 as compared with \$5.7 million in 1939. The service trades included in the Census of Business recorded receipts totaling \$1.6 million in 1948 compared with \$0.7 million in 1939.

Employment in the county also rose over the 9-year period between 1939 and 1948 for the above trades. Establishments in these trades reported a combined total of 2,433 paid employees for the workweek ended nearest November 15, 1948. This compared with a total of 1,788 employees reported for the week of November 15, 1939.

These preliminary figures have been derived from a Census report on Sandusky County, Ohio, which also includes data for the cities of Clyde, Fremont, and the part of the city of Bellevue located in Sandusky County. Final figures, superseding the preliminary data for Sandusky County, will be included in a Bulletin for the State of Ohio to be issued in several months. Similar data will be made available this year in preliminary and final form for each of the counties and States. A single copy of the preliminary release for Sandusky County as well as an order blank for other area releases may be obtained by writing to the Bureau of the Census, Washington 25, D. C.

Table 1.—CENSUS OF BUSINESS PRELIMINARY RESULTS FOR 1948, BY TRADE GROUP

SANDUSKY COUNTY, OHIO

Trade group and kind of business	Number of establishments	1948 sales and receipts (Thousand dollars)	Active proprietors of unincorporated businesses Nov. 1948	Paid employees, workweek ended nearest Nov. 15, 1948	
				Total employees ¹	Full workweek employees
RETAIL TRADE, total.....	500	41,602	493	1,996	1,505
Food group.....	116	9,323	115	355	230
Eating and drinking places.....	89	3,133	105	352	268
Gen'l merchandise grp, general stores...	18	3,943	19	380	248
Apparel group.....	29	1,817	23	101	63
Furniture-home furnishings-appliance grp.	37	2,747	38	105	94
Automotive group.....	37	6,385	29	200	185
Gasoline service stations.....	55	3,192	59	124	91
Lumber-building-hardware group.....	55	4,543	52	195	170
Drug and proprietary stores.....	12	875	13	44	34
All other retail stores.....	52	5,644	40	140	122
WHOLESALE TRADE, total.....	42	14,258	35	224	x
Merchant wholesalers.....	18	3,460	20	114	x
Other types of wholesale.....	24	10,798	15	110	x
SELECTED SERVICE TRADES, ² /total.....	140	1,611	142	213	180
Personal services.....	92	895	92	148	126
All other service trades.....	48	716	50	65	54
TOURIST COURTS AND CAMPS.....	6	56	6	3	3

x Not available.

1/ Includes employees paid for less than the full workweek.

2/ See General Description on last page for changes from the 1939 Census of Business in the coverage of Service Trades.

Table 2.—CENSUS OF BUSINESS PRELIMINARY RESULTS FOR 1948 FOR CITIES OF 2,500 INHABITANTS OR MORE

SANDUSKY COUNTY, OHIO

(Data omitted for trade groups where necessary to avoid disclosure)

City and trade group ¹	Number of establishments	1948 sales and receipts (Thousand dollars)	Active proprietors of unincorporated businesses Nov. 1948	Paid employees, workweek ended nearest Nov. 15, 1948	
				Total employees ²	Full workweek employees
Bellevue: (part)					
Retail trade.....	34	3,129	35	101	84
Wholesale trade.....	Included with "Remainder of county"				
Selected service trades....	11	204	11	34	28
Clyde:					
Retail trade.....	65	3,643	64	179	109
Selected service trades....	16	129	16	12	10
Fremont:					
Retail trade.....	246	24,339	219	1,264	950
Wholesale trade.....	22	8,161	27	135	x
Selected service trades....	84	1,023	84	144	123
Remainder of county: ^{3/}					
Retail trade.....	155	10,491	175	452	362
Wholesale trade.....	20	6,097	8	89	x
Selected service trades....	29	255	31	23	19

x Not available.

^{1/} See General Description on this page for changes from the 1939 Census of Business in the coverage of Service Trades.

^{2/} Includes employees paid for less than the full workweek.

^{3/} Except as indicated above, includes figures for establishments, other than wholesale, not located in cities of 2,500 inhabitants or more, and wholesale establishments not located in cities of 5,000 inhabitants or more.

GENERAL DESCRIPTION OF PRELIMINARY RELEASES FOR THE 1948 CENSUS OF BUSINESS

This series of releases, of which one is planned for each county in the United States, presents preliminary results of the 1948 Census of Business. The information is based on reports submitted by business establishments for that Census. The figures shown are preliminary, and are subject to revision in the final Census publications, but the changes are expected to be relatively minor with respect to coverage. The final Census figures will be issued in a series of Business Census bulletins which will show additional detailed kind-of-business information for all places where there are a sufficient number of establishments.

The 1948 Census of Business was taken under the provision of the Act of June 19, 1948, which provides that the Business Census be taken for 1948 and for each fifth year thereafter. Previous Business Censuses were taken for the years 1929, 1933, 1936, and 1939.

Scope of the Census.—The 1948 Census of Business covered all establishments in the following trades, as defined by the Standard Industrial Classification Manual, May 1949 issue, of the Executive Office of the President: all retail trades; all wholesale trades; all service trades in the following four groups—personal services, business services, automobile repairs and services, and miscellaneous repair services; hotels; tourist courts and camps; and amusements, including motion picture theaters. Some important services not covered are radio broadcasting and television, medical and health, legal, educational, nonprofit, accounting, and domestic services.

This coverage is similar to that of the 1939 Business Census. However, "custom trades" and "services incidental to transportation," which are no longer included in the standard classification of the service trades, are not covered by the 1948 Census. In a number of localities, these exclusions as well as

other changes in the standard classification may have a considerable effect in comparing 1948 with 1939 data, particularly with respect to establishment count.

Establishment definition.—For Census purposes, a business establishment is defined to include only enterprises conducted from a recognizable place of business, provided that the annual sales were in excess of \$5,000 for a wholesale trade establishment and \$500 for establishments in other trades. A detailed analysis of coverage will be provided in future Census of Business publications.

"Number of establishments" is the number of separate business locations, rather than the number of business companies or organizations, since the Census figures represent information reported separately for each business location or establishment. The establishment count reflects the number of places in business at the end of 1948 excluding administrative and executive offices of multinit organizations, and "chain store" warehouses.

Sales and receipts.—"1948 sales and receipts" represents sales of merchandise and receipts from repairs and other services to customers. The figures reflect deductions for returned goods and allowances, but not for trade-in allowances; they exclude sales and excise taxes collected from customers and paid directly to any taxing agency.

Proprietors.—"Active proprietors..." represents owners and partners of unincorporated businesses who devoted the major portion of their time to the business in November 1948.

Employment.—"Number of paid employees..." represents all employees on the pay roll for the pay period ending nearest November 15, 1948. "Full workweek" employees, whether regular or seasonal, are those who in the November 15 pay period were paid for working at least the number of hours typically worked in a week by employees of the reporting establishment.

1948 CENSUS OF BUSINESS

U. S. DEPARTMENT OF COMMERCE
BUREAU OF THE CENSUS

RETAIL, WHOLESALE, SERVICE TRADES

PRELIMINARY

For Release May 3, 1950

Release Series BC-1P- 34-073

SCIOTO COUNTY, OHIO

Retail, wholesale, and service establishments located in Scioto County, Ohio, showed a substantial expansion in dollar volume of trade from 1939 to 1948 according to preliminary figures from the 1948 Census of Business released today by the Bureau of the Census, U. S. Department of Commerce.

Retail sales in the county during 1948 aggregated \$60.3 million, an increase of 168 percent over the \$22.5 million in 1939, when the preceding Census of Business was taken. Wholesale sales in the county reached a total of \$32.8 million in 1948 as compared with \$11.2 million in 1939. The service trades included in the Census of Business recorded receipts totaling \$2.6 million in 1948 compared with \$1.1 million in 1939.

Employment in the county also rose over the 9-year period between 1939 and 1948 for the above trades. Establishments in these trades reported a combined total of 4,726 paid employees for the workweek ended nearest November 15, 1948. This compared with a total of 3,594 employees reported for the week of November 15, 1939.

These preliminary figures have been derived from a Census report on Scioto County, Ohio, which also includes data for the cities of New Boston and Portsmouth. Final figures, superseding the preliminary data for Scioto County, will be included in a Bulletin for the State of Ohio to be issued in several months. Similar data will be made available this year in preliminary and final form for each of the counties and States. A single copy of the preliminary release for Scioto County as well as an order blank for other area releases may be obtained by writing to the Bureau of the Census, Washington 25, D. C.

Table 1.—CENSUS OF BUSINESS PRELIMINARY RESULTS FOR 1948, BY TRADE GROUP

SCIOTO COUNTY, OHIO

Trade group and kind of business	Number of establishments	1948 sales and receipts (Thousand dollars)	Active proprietors of unincorporated businesses Nov. 1948	Paid employees, workweek ended nearest Nov. 15, 1948	
				Total employees ¹	Full workweek employees
RETAIL TRADE, total	949	60,293	869	3,532	3,003
Food group.....	356	15,339	339	497	363
Eating and drinking places.....	182	4,862	190	682	594
General merchandise group, general stores...	28	8,571	18	732	562
Apparel group.....	42	4,072	22	260	222
Furniture-home furnishings-appliance group..	39	3,503	32	221	215
Automotive group.....	50	9,550	50	348	330
Gasoline service stations.....	99	3,649	87	200	178
Lumber-building-hardware group.....	36	3,803	25	260	237
Drug and proprietary stores.....	23	1,598	23	123	111
All other retail stores.....	94	5,346	83	209	191
WHOLESALE TRADE, total	66	32,781	42	705	x
Merchant wholesalers.....	48	22,363	39	560	x
Manufact'rs' sales branches, offices.....	9	4,940	-	83	x
Other types of wholesale.....	9	5,478	3	62	x
SELECTED SERVICE TRADES,^{2/} total	255	2,616	248	489	449
Personal services.....	162	1,736	149	378	353
Business services.....	17	346	13	53	46
Automotive repairs and services.....	50	390	55	47	41
Other repair services.....	26	144	31	11	9
TOURIST COURTS AND CAMPS	5	13	4	-	-
AMUSEMENTS	18	918	12	121	x

x Not available.

^{1/} Includes employees paid for less than the full workweek.

^{2/} See General Description on last page for changes from the 1939 Census of Business in the coverage of Service Trades.

Table 2.—CENSUS OF BUSINESS PRELIMINARY RESULTS FOR 1948 FOR CITIES OF 2,500 INHABITANTS OR MORE

SCIOTO COUNTY, OHIO

(Data omitted for trade groups where necessary to avoid disclosure)

City and trade group ¹	Number of establishments	1948 sales and receipts (Thousand dollars)	Active proprietors of unincorporated businesses Nov. 1948	Paid employees, workweek ended nearest Nov. 15, 1948	
				Total employees ²	Full workweek employees
New Boston:					
Retail trade.....	67	2,923	66	133	109
Wholesale trade.....		Included with "Remainder of county"			
Selected service trades.....	22	104	23	11	8
Portsmouth:					
Retail trade.....	583	49,301	511	3,119	2,667
Wholesale trade.....	61	32,040	39	694	x
Selected service trades.....	204	2,351	194	465	433
Remainder of county: ^{3/}					
Retail trade.....	299	8,069	292	280	227
Wholesale trade.....	5	741	3	11	x
Selected service trades.....	29	161	31	13	8
Tourist courts and camps.....	5	13	4	-	-

x Not available.

1/ See General Description on this page for changes from the 1939 Census of Business in the coverage of Service Trades.

2/ Includes employees paid for less than the full workweek.

3/ Except as indicated above, includes figures for establishments, other than wholesale, not located in cities of 2,500 inhabitants or more, and wholesale establishments not located in cities of 5,000 inhabitants or more.

GENERAL DESCRIPTION OF PRELIMINARY RELEASES FOR THE 1948 CENSUS OF BUSINESS

This series of releases, of which one is planned for each county in the United States, presents preliminary results of the 1948 Census of Business. The information is based on reports submitted by business establishments for that Census. The figures shown are preliminary, and are subject to revision in the final Census publications, but the changes are expected to be relatively minor with respect to coverage. The final Census figures will be issued in a series of Business Census bulletins which will show additional detailed kind-of-business information for all places where there are a sufficient number of establishments.

The 1948 Census of Business was taken under the provision of the Act of June 19, 1948, which provides that the Business Census be taken for 1948 and for each fifth year thereafter. Previous Business Censuses were taken for the years 1929, 1933, 1935, and 1939.

Scope of the Census.—The 1948 Census of Business covered all establishments in the following trades, as defined by the Standard Industrial Classification Manual, May 1949 issue, of the Executive Office of the President: all retail trades; all wholesale trades; all service trades in the following four groups—personal services, business services, automobile repairs and services, and miscellaneous repair services; hotels; tourist courts and camps; and amusements, including motion picture theaters. Some important services not covered are radio broadcasting and television, medical and health, legal, educational, nonprofit, accounting, and domestic services.

This coverage is similar to that of the 1939 Business Census. However, "custom trades" and "services incidental to transportation," which are no longer included in the standard classification of the service trades, are not covered by the 1948 Census. In a number of localities, these exclusions as well as

other changes in the standard classification may have a considerable effect in comparing 1948 with 1939 data, particularly with respect to establishment count.

Establishment definition.—For Census purposes, a business establishment is defined to include only enterprises conducted from a recognizable place of business, provided that the annual sales were in excess of \$5,000 for a wholesale trade establishment and \$500 for establishments in other trades. A detailed analysis of coverage will be provided in future Census of Business publications.

"Number of establishments" is the number of separate business locations, rather than the number of business companies or organizations, since the Census figures represent information reported separately for each business location or establishment. The establishment count reflects the number of places in business at the end of 1948 excluding administrative and executive offices of multiunit organizations, and "chain store" warehouses.

Sales and receipts.—"1948 sales and receipts" represents sales of merchandise and receipts from repairs and other services to customers. The figures reflect deductions for returned goods and allowances, but not for trade-in allowances; they exclude sales and excise taxes collected from customers and paid directly to any taxing agency.

Proprietors.—"Active proprietors..." represents owners and partners of unincorporated businesses who devoted the major portion of their time to the business in November 1948.

Employment.—"Number of paid employees..." represents all employees on the pay roll for the pay period ending nearest November 15, 1948. "Full workweek" employees, whether regular or seasonal, are those who in the November 15 pay period were paid for working at least the number of hours typically worked in a week by employees of the reporting establishment.

1948 CENSUS OF BUSINESS

RETAIL, WHOLESALE, SERVICE TRADES

U. S. DEPARTMENT OF COMMERCE
BUREAU OF THE CENSUS

PRELIMINARY

For Release May 8, 1950

Release Series BC-1P-34-074

SENECA COUNTY, OHIO

Retail, wholesale, and service establishments located in Seneca County Ohio, showed a substantial expansion in dollar volume of trade from 1939 to 1948 according to preliminary figures from the 1948 Census of Business released today by the Bureau of the Census, U. S. Department of Commerce.

Retail sales in the county during 1948 aggregated \$48.2 million, an increase of 211 percent over the \$15.5 million in 1939, when the preceding Census of Business was taken. Wholesale sales in the county reached a total of \$24.4 million in 1948 as compared with \$7.8 million in 1939. The service trades included in the Census of Business recorded receipts totaling \$2.0 million in 1948 compared with \$0.8 million in 1939.

Employment in the county also rose over the 9-year period between 1939 and 1948 for the above trades. Establishments in these trades reported a combined total of 3,264 paid employees for the workweek ended nearest November 15, 1948. This compared with a total of 2,338 employees reported for the week of November 15, 1939.

These preliminary figures have been derived from a Census report on Seneca County, Ohio, which also includes data for the city of Tiffin and the part of the city of Fostoria located in Seneca County. Final figures, superseding the preliminary data for Seneca County, will be included in a Bulletin for the State of Ohio to be issued in several months. Similar data will be made available this year in preliminary and final form for each of the counties and States. A single copy of the preliminary release for Seneca County as well as an order blank for other area releases may be obtained by writing to the Bureau of the Census, Washington 25, D. C.

Table 1.—CENSUS OF BUSINESS PRELIMINARY RESULTS FOR 1948, BY TRADE GROUP

SENECA COUNTY, OHIO

Trade group and kind of business	Number of establishments	1948 sales and receipts (Thousand dollars)	Active proprietors of unincorporated businesses Nov. 1948	Paid employees, workweek ended nearest Nov. 15, 1948	
				Total employees ¹	Full workweek employees
RETAIL TRADE, total.....	664	48,191	639	2,525	1,830
Food group.....	126	10,703	131	373	213
Eating and drinking places.....	100	3,639	111	350	254
General merchandise group, general stores....	31	4,978	26	500	298
Apparel group.....	45	2,259	34	142	92
Furniture-home furnishings-appliance group..	42	2,291	44	100	81
Automotive group.....	55	7,961	40	266	245
Gasoline service stations.....	78	3,084	78	141	101
Lumber-building-hardware group.....	79	7,524	70	382	333
Drug and proprietary stores.....	18	1,206	16	63	41
All other retail stores.....	90	4,546	89	208	172
WHOLESALE TRADE, total.....	63	24,386	39	501	x
Merchant wholesalers.....	29	11,288	23	311	x
Assemblers of farm products.....	18	5,966	3	87	x
Other types of wholesale.....	16	7,132	13	103	x
SELECTED SERVICE TRADES, ^{2/} total.....	197	1,978	217	238	212
Personal services.....	126	1,195	139	185	162
Business services.....	5	57	6	6	6
Automotive repairs and services.....	37	493	39	30	28
Other repair services.....	29	233	33	17	16
HOTELS.....	8	354	9	78	59
AMUSEMENTS.....	20	859	12	146	x

x Not available.

^{1/} Includes employees paid for less than the full workweek.

^{2/} See General Description on last page for changes from the 1939 Census of Business in the coverage of Service Trades.

Table 2.—CENSUS OF BUSINESS PRELIMINARY RESULTS FOR 1948 FOR CITIES OF 2,500 INHABITANTS OR MORE

SENECA COUNTY, OHIO

(Data omitted for trade groups where necessary to avoid disclosure)

City and trade group ¹	Number of establishments	1948 sales and receipts (Thousand dollars)	Active proprietors of unincorporated businesses Nov. 1948	Paid employees, workweek ended nearest Nov. 15, 1948	
				Total employees ²	Full workweek employees
Fostoria (part):					
Retail trade.....	187	16,643	166	930	673
Wholesale trade.....	10	3,230	3	88	x
Selected service trades.....	59	570	72	80	70
Tiffin:					
Retail trade.....	274	22,619	257	1,268	918
Wholesale trade.....	28	13,865	23	310	x
Selected service trades.....	89	992	93	140	126
Remainder of county:^{3/}					
Retail trade.....	203	8,929	216	327	239
Wholesale trade.....	25	7,291	13	103	x
Selected service trades.....	49	416	52	18	16

x Not available.

1/ See General Description on this page for changes from the 1939 Census of Business in the coverage of Service Trades.

2/ Includes employees paid for less than the full workweek.

3/ Includes figures for establishments, other than wholesale, not located in cities of 2,500 inhabitants or more, and wholesale establishments not located in cities of 5,000 inhabitants or more.

GENERAL DESCRIPTION OF PRELIMINARY RELEASES FOR THE 1948 CENSUS OF BUSINESS

This series of releases, of which one is planned for each county in the United States, presents preliminary results of the 1948 Census of Business. The information is based on reports submitted by business establishments for that Census. The figures shown are preliminary, and are subject to revision in the final Census publications, but the changes are expected to be relatively minor with respect to coverage. The final Census figures will be issued in a series of Business Census bulletins which will show additional detailed kind-of-business information for all places where there are a sufficient number of establishments.

The 1948 Census of Business was taken under the provision of the Act of June 19, 1948, which provides that the Business Census be taken for 1948 and for each fifth year thereafter. Previous Business Censuses were taken for the years 1929, 1933, 1935, and 1939.

Scope of the Census.—The 1948 Census of Business covered all establishments in the following trades, as defined by the Standard Industrial Classification Manual, May 1949 issue, of the Executive Office of the President: all retail trades; all wholesale trades; all service trades in the following four groups—personal services, business services, automobile repairs and services, and miscellaneous repair services; hotels; tourist courts and camps; and amusements, including motion picture theaters. Some important services not covered are radio broadcasting and television, medical and health, legal, educational, nonprofit, accounting, and domestic services.

This coverage is similar to that of the 1939 Business Census. However, "custom trades" and "services incidental to transportation," which are no longer included in the standard classification of the service trades, are not covered by the 1948 Census. In a number of localities, these exclusions as well as

other changes in the standard classification may have a considerable effect in comparing 1948 with 1939 data, particularly with respect to establishment count.

Establishment definition.—For Census purposes, a business establishment is defined to include only enterprises conducted from a recognizable place of business, provided that the annual sales were in excess of \$5,000 for a wholesale trade establishment and \$500 for establishments in other trades. A detailed analysis of coverage will be provided in future Census of Business publications.

"Number of establishments" is the number of separate business locations, rather than the number of business companies or organizations, since the Census figures represent information reported separately for each business location or establishment. The establishment count reflects the number of places in business at the end of 1948 excluding administrative and executive offices of multiunit organizations, and "chain store" warehouses.

Sales and receipts.—"1948 sales and receipts" represents sales of merchandise and receipts from repairs and other services to customers. The figures reflect deductions for returned goods and allowances, but not for trade-in allowances; they exclude sales and excise taxes collected from customers and paid directly to any taxing agency.

Proprietors.—"Active proprietors..." represents owners and partners of unincorporated businesses who devoted the major portion of their time to the business in November 1948.

Employment.—"Number of paid employees..." represents all employees on the pay roll for the pay period ending nearest November 15, 1948. "Full workweek" employees, whether regular or seasonal, are those who in the November 15 pay period were paid for working at least the number of hours typically worked in a week by employees of the reporting establishment.

1948 CENSUS OF BUSINESS

RETAIL, WHOLESALE, SERVICE TRADES

U. S. DEPARTMENT OF COMMERCE
BUREAU OF THE CENSUS

PRELIMINARY

For Release May 1, 1950

Release Series BC-1P-34-075

SHELBY COUNTY, OHIO

Retail, wholesale, and service establishments located in Shelby County, Ohio, showed a substantial expansion in dollar volume of trade from 1939 to 1948 according to preliminary figures from the 1948 Census of Business released today by the Bureau of the Census, U. S. Department of Commerce.

Retail sales in the county during 1948 aggregated \$22.9 million, an increase of 237 percent over the \$6.8 million in 1939, when the preceding Census of Business was taken. Wholesale sales in the county reached a total of \$36.0 million in 1948 as compared with \$8.6 million in 1939. The service trades included in the Census of Business recorded receipts totaling \$803,000 in 1948 compared with \$270,000 in 1939.

Employment in the county also rose over the 9-year period between 1939 and 1948 for the above trades. Establishments in these trades reported a combined total of 1,372 paid employees for the workweek ended nearest November 15, 1948. This compared with a total of 926 employees reported for the week of November 15, 1939.

These preliminary figures have been derived from a Census report on Shelby County, Ohio, which also includes data for the city of Sidney. Final figures, superseding the preliminary data for Shelby County, will be included in a Bulletin for the State of Ohio to be issued in several months. Similar data will be made available this year in preliminary and final form for each of the counties and States. A single copy of the preliminary release for Shelby County as well as an order blank for other area releases may be obtained by writing to the Bureau of the Census, Washington 25, D. C.

Table 1.—CENSUS OF BUSINESS PRELIMINARY RESULTS FOR 1948, BY TRADE GROUP
SHELBY COUNTY, OHIO

Trade group and kind of business	Number of establishments	1948 sales and receipts (Thousand dollars)	Active proprietors of unincorporated businesses Nov. 1948	Paid employees, workweek ended nearest Nov. 15, 1948	
				Total employees ¹	Full workweek employees
RETAIL TRADE, total.....	339	22,858	343	1,062	794
Food group.....	98	6,148	104	219	143
Eating and drinking places.....	53	1,545	57	189	141
General merchandise grp, general stores.....	13	2,244	8	185	137
Apparel group.....	20	795	19	65	32
Furniture-home furnishings-appliance grp.....	18	1,030	18	40	27
Automotive group.....	25	4,471	28	121	114
Gasoline service stations.....	35	1,205	38	51	39
Lumber-building-hardware group.....	39	2,510	40	95	79
Drug and proprietary stores.....	10	520	10	22	18
All other retail stores.....	28	2,390	21	75	64
WHOLESALE TRADE.....	45	35,972	34	214	x
SELECTED SERVICE TRADES, ² /total.....	108	803	114	96	85
Personal services.....	59	416	60	74	66
All other service trades.....	49	387	54	22	19

x Not available.

¹/ Includes employees paid for less than the full workweek.

²/ See General Description on last page for changes from the 1939 Census of Business in the coverage of Service Trades.

Table 2.—CENSUS OF BUSINESS PRELIMINARY RESULTS FOR 1948 FOR CITIES OF 2,500 INHABITANTS OR MORE

SHELBY COUNTY, OHIO

(Data omitted for trade groups where necessary to avoid disclosure)

City and trade group ¹	Number of establishments	1948 sales and receipts (Thousand dollars)	Active proprietors of unincorporated businesses Nov. 1948	Paid employees, workweek ended nearest Nov. 15, 1948	
				Total employees ²	Full workweek employees
Sidney:					
Retail trade.....	175	14,853	150	831	642
Wholesale trade.....	18	26,314	15	108	x
Selected service trades....	60	534	58	85	75
Remainder of county:					
Retail trade.....	164	8,005	193	231	152
Wholesale trade.....	27	9,658	19	106	x
Selected service trades....	48	269	56	11	10

x Not available.

1/ See General Description on this page for changes from the 1939 Census of Business in the coverage of Service Trades.

2/ Includes employees paid for less than the full workweek.

GENERAL DESCRIPTION OF PRELIMINARY RELEASES FOR THE 1948 CENSUS OF BUSINESS

This series of releases, of which one is planned for each county in the United States, presents preliminary results of the 1948 Census of Business. The information is based on reports submitted by business establishments for that Census. The figures shown are preliminary, and are subject to revision in the final Census publications, but the changes are expected to be relatively minor with respect to coverage. The final Census figures will be issued in a series of Business Census bulletins which will show additional detailed kind-of-business information for all places where there are a sufficient number of establishments.

The 1948 Census of Business was taken under the provision of the Act of June 19, 1948, which provides that the Business Census be taken for 1948 and for each fifth year thereafter. Previous Business Censuses were taken for the years 1929, 1933, 1935, and 1939.

Scope of the Census.—The 1948 Census of Business covered all establishments in the following trades, as defined by the Standard Industrial Classification Manual, May 1949 issue, of the Executive Office of the President: all retail trades; all wholesale trades; all service trades in the following four groups—personal services, business services, automobile repairs and services, and miscellaneous repair services; hotels; tourist courts and camps; and amusements, including motion picture theaters. Some important services not covered are radio broadcasting and television, medical and health, legal, educational, nonprofit, accounting, and domestic services.

This coverage is similar to that of the 1939 Business Census. However, "custom trades" and "services incidental to transportation," which are no longer included in the standard classification of the service trades, are not covered by the 1948 Census. In a number of localities, these exclusions as well as

other changes in the standard classification may have a considerable effect in comparing 1948 with 1939 data, particularly with respect to establishment count.

Establishment definition.—For Census purposes, a business establishment is defined to include only enterprises conducted from a recognizable place of business, provided that the annual sales were in excess of \$5,000 for a wholesale trade establishment and \$500 for establishments in other trades. A detailed analysis of coverage will be provided in future Censuses of Business publications.

"Number of establishments" is the number of separate business locations, rather than the number of business companies or organizations, since the Census figures represent information reported separately for each business location or establishment. The establishment count reflects the number of places in business at the end of 1948 excluding administrative and executive offices of multiunit organizations, and "chain store" warehouses.

Sales and receipts.—"1948 sales and receipts" represents sales of merchandise and receipts from repairs and other services to customers. The figures reflect deductions for returned goods and allowances, but not for trade-in allowances; they exclude sales and excise taxes collected from customers and paid directly to any taxing agency.

Proprietors.—"Active proprietors..." represents owners and partners of unincorporated businesses who devoted the major portion of their time to the business in November 1948.

Employment.—"Number of paid employees..." represents all employees on the pay roll for the pay period ending nearest November 15, 1948. "Full workweek" employees, whether regular or seasonal, are those who in the November 15 pay period were paid for working at least the number of hours typically worked in a week by employees of the reporting establishment.

1948 CENSUS OF BUSINESS

RETAIL, WHOLESALE, SERVICE TRADES

U. S. DEPARTMENT OF COMMERCE
BUREAU OF THE CENSUS

PRELIMINARY

For Release May 15, 1950

Release Series BC-1P- 34-076

STARK COUNTY, OHIO

Retail, wholesale, and service establishments located in Stark County, Ohio, showed a substantial expansion in dollar volume of trade from 1939 to 1948 according to preliminary figures from the 1948 Census of Business released today by the Bureau of the Census, U. S. Department of Commerce.

Retail sales in the county during 1948 aggregated \$266.9 million, an increase of 207 percent over the \$86.9 million sales in 1939, when the preceding Census of Business was taken. Wholesale sales volume in the county showed a 263 percent rise over the same period, reaching a total of \$180.6 million in 1948 as compared with \$49.7 million in 1939. The service trades included in the Census of Business reported receipts totaling \$14.6 million in 1948 compared with \$4.8 million in 1939. Amusement businesses in the county recorded receipts of \$4.6 million in 1948. No comparable figure for 1939 is available.

Employment in the county also rose over the 9-year period between 1939 and 1948 for the trades covered by the Census of Business. Retail trade establishments reported 15,166 paid employees for the workweek ended nearest November 15, 1948. Of these, 11,947 worked the full week, and the remainder part of the week. The comparable total and full workweek figures for 1939 were 10,089 and 7,587. Wholesale trade establishments reported a total of 3,458 full- and part-week employees for the week of November 15, 1948, compared with 2,150 for the same week in 1939. For the selected service trades, November 15, 1948, paid employees numbered 2,401; the comparable figure for 1939, adjusted for change in scope between the two Censuses, was 1,551.

These preliminary figures have been derived from a Census report on Stark County, Ohio. The report also contains data for the cities of Alliance, Canton, Louisville, Massillion, North Canton, and the part of the city of Minerva located in Stark County.

Final figures, superseding the preliminary data for Stark County, will be included in a Bulletin for the State of Ohio to be issued in several months. Similar data will be made available this year in preliminary and final form for each of the counties and States. A single copy of the preliminary release for Stark County as well as an order blank for other area releases may be obtained by writing to the Bureau of the Census, Washington 25, D. C.

91380

Table 1.—CENSUS OF BUSINESS PRELIMINARY RESULTS FOR 1948, BY TRADE GROUP
STARK COUNTY, OHIO

Trade group and kind of business	Number of establishments	1948 sales and receipts (Thousand dollars)	Active proprietors of unincorporated businesses Nov. 1948	Paid employees, workweek ended nearest Nov. 15, 1948	
				Total employees ¹	Full workweek employees
RETAIL TRADE, total.....	3,034	266,922	2,990	15,166	11,947
Food group.....	831	66,298	889	2,510	1,808
Eating and drinking places.....	670	23,635	736	2,909	2,378
Gen'l merchandise grp, general stores..	80	32,386	49	2,919	1,910
Apparel group.....	174	20,847	134	1,305	1,008
Furniture-home furnishgs-appliance grp	137	16,606	105	931	873
Automotive group.....	170	38,815	135	1,289	1,224
Gasoline service stations.....	308	12,735	316	562	426
Lumber-building-hardware group.....	179	24,880	148	1,186	1,083
Drug and proprietary stores.....	76	6,794	63	492	377
All other retail stores.....	409	23,926	415	1,063	860
WHOLESALE TRADE, total.....	272	180,624	135	3,458	x
Merchant wholesalers, total.....	216	133,661	117	2,933	x
Groceries, foods.....	39	26,043	22	650	x
Hardware, elec'l, plum'g and heat'g.	22	16,375	7	482	x
Mach'y, equipt, industrial supplies..	33	7,548	14	323	x
Waste materials dealers.....	26	48,379	22	495	x
All other merchant wholesalers.....	96	35,316	52	983	x
Manufact'rs' sales branches, offices..	27	9,655	1	238	x
Other types of wholesale.....	29	37,308	17	287	x
SELECTED SERVICE TRADES, ² /total.....	1,021	14,612	1,011	2,401	2,091
Personal services.....	633	8,671	630	1,743	1,540
Business services.....	63	2,004	62	254	213
Automotive repairs and services.....	197	2,898	188	296	259
Other repair services.....	128	1,039	131	108	79
HOTELS.....	21	1,069	17	240	211
TOURIST COURTS AND CAMPS.....	9	59	7	2	2
AMUSEMENTS.....	94	4,583	69	722	x

x Not available.

¹/ Includes employees paid for less than the full workweek.

²/ See General Description on last page for changes from the 1939 Census of Business in the coverage of Service Trades.

Table 2.—CENSUS OF BUSINESS PRELIMINARY RESULTS FOR 1948 FOR CITIES OF 2,500 INHABITANTS OR MORE

STARK COUNTY, OHIO

(Data omitted for trade groups where necessary to avoid disclosure)

City and trade group ¹	Number of establishments	1948 sales and receipts (Thousand dollars)	Active proprietors of unincorporated businesses Nov. 1948	Paid employees, workweek ended nearest Nov. 15, 1948	
				Total employees ²	Full workweek employees
Alliance:					
Retail trade.....	287	32,940	241	1,926	1,514
Wholesale trade.....	36	28,805	18	335	x
Selected service trades....	126	1,362	133	192	147
Canton:					
Retail trade.....	1,513	149,648	1,511	8,981	7,068
Wholesale trade.....	188	132,822	85	2,682	x
Selected service trades....	631	10,605	609	1,864	1,650
Amusements.....	43	1,588	31	345	x
Louisville:					
Retail trade.....	55	5,320	63	203	176
Selected service trades....	15	140	17	20	16
Massillon:					
Retail trade.....	419	39,297	384	2,246	1,784
Wholesale trade.....	25	10,512	16	278	x
Selected service trades....	120	1,400	122	200	175
Amusements.....	8	447	4	65	x
Minerva (part):					
Retail trade.....	54	3,205	46	161	125
Selected service trades....	15	105	15	5	4
North Canton:					
Retail trade.....	36	3,814	38	173	141
Selected service trades....	11	177	10	38	30
Remainder of county:^{3/}					
Retail trade.....	670	32,698	707	1,476	1,139
Wholesale trade.....	23	8,485	16	163	x
Selected service trades....	103	823	105	82	69
Tourist courts and camps...	9	59	7	2	2

x Not available.

^{1/} See General Description on last page for changes from the 1939 Census of Business in the coverage of Service Trades.^{2/} Includes employees paid for less than the full workweek.^{3/} Includes figures for establishments, other than wholesale, not located in cities of 2,500 inhabitants or more, and wholesale establishments not located in cities of 5,000 inhabitants or more.

GENERAL DESCRIPTION OF PRELIMINARY RELEASES FOR THE 1948 CENSUS OF BUSINESS

This series of releases, of which one is planned for each county in the United States, presents preliminary results of the 1948 Census of Business. The information is based on reports submitted by business establishments for that Census. The figures shown are preliminary, and are subject to revision in the final Census publications, but the changes are expected to be relatively minor with respect to coverage. The final Census figures will be issued in a series of Business Census bulletins which will show additional detailed kind-of-business information for all places where there are a sufficient number of establishments.

The 1948 Census of Business was taken under the provision of the Act of June 19, 1948, which provides that the Business Census be taken for 1948 and for each fifth year thereafter. Previous Business Censuses were taken for the years 1929, 1933, 1935, and 1939.

Scope of the Census.—The 1948 Census of Business covered all establishments in the following trades, as defined by the Standard Industrial Classification Manual, May 1949 issue, of the Executive Office of the President: all retail trades; all wholesale trades; all service trades in the following four groups—personal services, business services, automobile repairs and services, and miscellaneous repair services; hotels; tourist courts and camps; and amusements, including motion picture theaters. Some important services not covered are radio broadcasting and television, medical and health, legal, educational, nonprofit, accounting, and domestic services.

This coverage is similar to that of the 1939 Business Census. However, "custom trades" and "services incidental to transportation," which are no longer included in the standard classification of the service trades, are not covered by the 1948 Census. In a number of localities, these exclusions as well as other changes in the standard classification may have a considerable effect in comparing

1948 with 1939 data, particularly with respect to establishment count.

Establishment definition.—For Census purposes, a business establishment is defined to include only enterprises conducted from a recognizable place of business, provided that the annual sales were in excess of \$5,000 for a wholesale trade establishment and \$500 for establishments in other trades. A detailed analysis of coverage will be provided in future Census of Business publications.

"Number of establishments" is the number of separate business locations, rather than the number of business companies or organizations, since the Census figures represent information reported separately for each business location or establishment. The establishment count reflects the number of places in business at the end of 1948 excluding administrative and executive offices of multiunit organizations, and "chain store" warehouses.

Sales and receipts.—"1948 sales and receipts" represents sales of merchandise and receipts from repairs and other services to customers. The figures reflect deductions for returned goods and allowances, but not for trade-in allowances; they exclude sales and excise taxes collected from customers and paid directly to any taxing agency.

Proprietors.—"Active proprietors..." represents owners and partners of unincorporated businesses who devoted the major portion of their time to the business in November 1948.

Employment.—"Number of paid employees..." represents all employees on the pay roll for the pay period ending nearest November 15, 1948. "Full workweek" employees, whether regular or seasonal, are those who in the November 15 pay period were paid for working at least the number of hours typically worked in a week by employees of the reporting establishment.

1948 CENSUS OF BUSINESS

RETAIL, WHOLESALE, SERVICE TRADES

U. S. DEPARTMENT OF COMMERCE
BUREAU OF THE CENSUS

PRELIMINARY

For Release May 29, 1950

Release Series BC-1P-34-077

SUMMIT COUNTY, OHIO

Retail, wholesale, and service establishments located in Summit County, Ohio, showed a substantial expansion in dollar volume of trade from 1939 to 1948 according to preliminary figures from the 1948 Census of Business released today by the Bureau of the Census, U. S. Department of Commerce.

Retail sales in the county during 1948 aggregated \$395.3 million, an increase of 201 percent over the \$131.2 million sales in 1939, when the preceding Census of Business was taken. Wholesale sales volume in the county showed a 251 percent rise over the same period, reaching a total of \$337.4 million in 1948 as compared with \$96.1 million in 1939. The service trades included in the Census of Business reported receipts totaling \$24.3 million in 1948 compared with \$8.2 million in 1939. Amusement businesses in the county recorded receipts of \$6.4 million in 1948. No comparable figure for 1939 is available.

Employment in the county also rose over the 9-year period between 1939 and 1948 for the trades covered by the Census of Business. Retail trade establishments reported 22,132 paid employees for the workweek ended nearest November 15, 1948. Of these, 18,332 worked the full week, and the remainder part of the week. The comparable total and full workweek figures for 1939 were 14,984 and 12,050. Wholesale trade establishments reported a total of 4,885 full- and part-week employees for the week of November 15, 1948, compared with 3,129 for the same week in 1939. For the selected service trades, November 15, 1948, paid employees numbered 3,835; the comparable figure for 1939, adjusted for change in scope between the two Censuses, was 2,776.

These preliminary figures have been derived from a Census report on Summit County, Ohio. The report also contains data for the cities of Akron, Barberton, Cuyahoga Falls, and Tallmadge.

Final figures, superseding the preliminary data for Summit County, will be included in a Bulletin for the State of Ohio to be issued in several months. Similar data will be made available this year in preliminary and final form for each of the counties and States. A single copy of the preliminary release for Summit County as well as an order blank for other area releases may be obtained by writing to the Bureau of the Census, Washington 25, D. C.

Table 1.—CENSUS OF BUSINESS PRELIMINARY RESULTS FOR 1948, BY TRADE GROUP
SUMMIT COUNTY, OHIO

Trade group and kind of business	Number of establishments	1948 sales and receipts (Thousand dollars)	Active proprietors of unincorporated businesses Nov. 1948	Paid employees, workweek ended nearest Nov. 15, 1948	
				Total employees ¹	Full workweek employees
RETAIL TRADE, total.....	3,841	395,325	3,618	22,132	18,332
Food group.....	1,117	101,369	1,060	3,382	2,725
Eating and drinking places.....	908	33,189	1,036	3,957	3,313
General merchandise grp, general stores	67	68,605	42	5,966	4,629
Apparel group.....	194	19,887	130	1,201	868
Furniture-home furnishgs-appliance grp	155	16,871	120	1,079	1,049
Automotive group.....	202	63,054	125	1,922	1,788
Gasoline service stations.....	408	18,476	437	792	615
Lumber-building-hardware group.....	206	38,899	160	1,919	1,786
Drug and proprietary stores.....	146	11,570	116	786	562
All other retail stores.....	438	23,405	392	1,128	997
WHOLESALE TRADE, total.....	438	337,413	256	4,885	x
Merchant wholesalers, total.....	325	162,271	224	3,651	x
Groceries, foods.....	50	21,356	45	443	x
Dry goods, apparel.....	6	1,490	5	23	x
Hardware, elec'l, plum'g & heat'g...	22	22,301	8	551	x
Mach'y, equip't, industrial supplies	59	11,946	39	354	x
Automotive parts, accessories.....	46	27,144	44	581	x
All other merchant wholesalers.....	142	78,034	83	1,699	x
Manufact'rs' sales branches, offices..	57	76,876	2	798	x
Agents, brokers (merchandise).....	33	67,527	22	87	x
Other types of wholesale.....	23	30,739	8	349	x
SELECTED SERVICE TRADES, ² /total.....	1,593	24,251	1,625	3,835	3,389
Personal services.....	1,002	13,830	1,018	2,555	2,286
Business services.....	86	3,015	79	478	390
Automotive repairs and services.....	324	5,440	337	600	530
Other repair services.....	181	1,966	191	202	183
TOURIST COURTS AND CAMPS.....	19	246	14	27	22
AMUSEMENTS.....	157	6,375	161	1,200	x

x Not available.

¹/ Includes employees paid for less than the full workweek.

²/ See General Description on last page for changes from the 1939 Census of Business in the coverage of Service Trades.

Table 2.—CENSUS OF BUSINESS PRELIMINARY RESULTS FOR 1948 FOR CITIES OF 2,500 INHABITANTS OR MORE

SUMMIT COUNTY, OHIO

(Data omitted for trade groups where necessary to avoid disclosure)

City and trade group ¹	Number of establishments	1948 sales and receipts (Thousand dollars)	Active proprietors of unincorporated businesses Nov. 1948	Paid employees, workweek ended nearest Nov. 15, 1948	
				Total employees ²	Full workweek employees
Akron:					
Retail trade.....	2,729	316,236	2,531	17,993	15,025
Wholesale trade.....	387	317,800	222	4,421	x
Selected service trades....	1,294	21,404	1,308	3,463	3,070
Amusements.....	112	4,826	115	798	x
Barberton:					
Retail trade.....	368	29,067	360	1,593	1,244
Wholesale trade.....	19	13,854	12	313	x
Selected service trades....	120	1,186	134	149	121
Amusements.....	10	300	8	86	x
Cuyahoga Falls:					
Retail trade.....	223	25,075	181	1,361	1,162
Wholesale trade.....	17	2,805	13	68	x
Selected service trades....	78	905	81	127	109
Amusements.....	8	382	7	137	x
Tallmadge:					
Retail trade.....	31	2,238	32	78	62
Selected service trades....	10	65	11	5	5
Amusements.....		Included with "Remainder of county."			
Remainder of county: ^{3/}					
Retail trade.....	490	22,709	514	1,107	839
Wholesale trade.....	15	2,954	9	83	x
Selected service trades....	91	691	91	91	84
Amusements.....	27	867	31	179	x

x Not available.

^{1/} See General Description on last page for changes from the 1939 Census of Business in the coverage of Service Trades.^{2/} Includes employees paid for less than the full workweek.^{3/} Except as indicated above, includes figures for establishments, other than wholesale, not located in cities of 2,500 inhabitants or more, and wholesale establishments not located in cities of 5,000 inhabitants or more.

91894

GENERAL DESCRIPTION OF PRELIMINARY RELEASES FOR THE 1948 CENSUS OF BUSINESS

This series of releases, of which one is planned for each county in the United States, presents preliminary results of the 1948 Census of Business. The information is based on reports submitted by business establishments for that Census. The figures shown are preliminary, and are subject to revision in the final Census publications, but the changes are expected to be relatively minor with respect to coverage. The final Census figures will be issued in a series of Business Census bulletins which will show additional detailed kind-of-business information for all places where there are a sufficient number of establishments.

The 1948 Census of Business was taken under the provision of the Act of June 19, 1948, which provides that the Business Census be taken for 1948 and for each fifth year thereafter. Previous Business Censuses were taken for the years 1929, 1933, 1935, and 1939.

Scope of the Census.—The 1948 Census of Business covered all establishments in the following trades, as defined by the Standard Industrial Classification Manual, May 1949 issue, of the Executive Office of the President: all retail trades; all wholesale trades; all service trades in the following four groups—personal services, business services, automobile repairs and services, and miscellaneous repair services; hotels; tourist courts and camps; and amusements, including motion picture theaters. Some important services not covered are radio broadcasting and television, medical and health, legal, educational, nonprofit, accounting, and domestic services.

This coverage is similar to that of the 1939 Business Census. However, "custom trades" and "services incidental to transportation," which are no longer included in the standard classification of the service trades, are not covered by the 1948 Census. In a number of localities, these exclusions as well as other changes in the standard classification may have a considerable effect in comparing

1948 with 1939 data, particularly with respect to establishment count.

Establishment definition.—For Census purposes, a business establishment is defined to include only enterprises conducted from a recognizable place of business, provided that the annual sales were in excess of \$5,000 for a wholesale trade establishment and \$500 for establishments in other trades. A detailed analysis of coverage will be provided in future Census of Business publications.

"Number of establishments" is the number of separate business locations, rather than the number of business companies or organizations, since the Census figures represent information reported separately for each business location or establishment. The establishment count reflects the number of places in business at the end of 1948 excluding administrative and executive offices of multiunit organizations, and "chain store" warehouses.

Sales and receipts.—"1948 sales and receipts" represents sales of merchandise and receipts from repairs and other services to customers. The figures reflect deductions for returned goods and allowances, but not for trade-in allowances; they exclude sales and excise taxes collected from customers and paid directly to any taxing agency.

Proprietors.—"Active proprietors..." represents owners and partners of unincorporated businesses who devoted the major portion of their time to the business in November 1948.

Employment.—"Number of paid employees..." represents all employees on the pay roll for the pay period ending nearest November 15, 1948. "Full workweek" employees, whether regular or seasonal, are those who in the November 15 pay period were paid for working at least the number of hours typically worked in a week by employees of the reporting establishment.

1948 CENSUS OF BUSINESS

RETAIL, WHOLESALE, SERVICE TRADES

U. S. DEPARTMENT OF COMMERCE
BUREAU OF THE CENSUS

PRELIMINARY

For Release May 15, 1950

Release Series BC-1P- 34-078

TRUMBULL COUNTY, OHIO

Retail, wholesale, and service establishments located in Trumbull County, Ohio, showed a substantial expansion in dollar volume of trade from 1939 to 1948 according to preliminary figures from the 1948 Census of Business released today by the Bureau of the Census, U. S. Department of Commerce.

Retail sales in the county during 1948 aggregated \$116.4 million, an increase of 206 percent over the \$38.1 million in 1939, when the preceding Census of Business was taken. Wholesale sales in the county reached a total of \$15.4 million in 1948 as compared with \$7.0 million in 1939. The service trades included in the Census of Business reported receipts totaling \$4.3 million in 1948 compared with \$1.3 million in 1939.

Employment in the county also rose over the 9-year period between 1939 and 1948 for the above trades. Establishments in these trades reported a combined total of 7,215 paid employees for the workweek ended nearest November 15, 1948. This compared with a total of 4,575 employees reported for the week of November 15, 1939.

These preliminary figures have been derived from a Census report on Trumbull County, Ohio, which also includes data for the cities of Girard, Hubbard, Newton Falls, Niles, and Warrar. Final figures, superseding the preliminary data for Trumbull County, will be included in a Bulletin for the State of Ohio to be issued in several months. Similar data will be made available this year in preliminary and final form for each of the counties and States. A single copy of the preliminary release for Trumbull County as well as an order blank for other area releases may be obtained by writing to the Bureau of the Census, Washington 25, D. C.

Table 1.—CENSUS OF BUSINESS PRELIMINARY RESULTS FOR 1948, BY TRADE GROUP

TRUMBULL COUNTY, OHIO

Trade group and kind of business	Number of establishments	1948 sales and receipts (Thousand dollars)	Active proprietors of unincorporated businesses Nov. 1948	Paid employees, workweek ended nearest Nov. 15, 1948	
				Total employees ¹	Full workweek employees
RETAIL TRADE, total	1,554	116,416	1,528	6,243	4,883
Food group.....	442	33,024	438	1,214	842
Eating and drinking places.....	326	9,338	372	1,184	932
General merchandise group, general stores.....	30	10,973	17	976	719
Apparel group.....	95	8,476	81	533	412
Furniture-home furnishings-appliance group.....	68	5,410	61	286	245
Automotive group.....	100	17,938	94	634	595
Gasoline service stations.....	189	6,866	196	271	185
Lumber-building-hardware group.....	90	10,853	71	522	449
Drug and proprietary stores.....	35	2,763	32	228	163
All other retail stores.....	179	10,775	166	395	341
WHOLESALE TRADE, total	58	15,377	49	346	x
Merchant wholesalers.....	46	10,770	36	320	x
Other types of wholesale.....	12	4,607	13	26	x
SELECTED SERVICE TRADES,^{2/} total	458	4,330	481	626	543
Personal services.....	309	2,762	325	446	393
Business services.....	20	312	24	45	38
Automotive repairs and services.....	88	1,006	90	103	90
Other repair services.....	41	250	42	32	22
HOTELS	10	615	8	123	118
AMUSEMENTS	39	1,524	22	377	x

x Not available.

^{1/} Includes employees paid for less than the full workweek.

^{2/} See General Description on last page for changes from the 1939 Census of Business in the coverage of Service Trades.

Table 2.—CENSUS OF BUSINESS PRELIMINARY RESULTS FOR 1948 FOR CITIES OF 2,500 INHABITANTS OR MORE

TRUMBULL COUNTY, OHIO

(Data omitted for trade groups where necessary to avoid disclosure)

City and trade group ¹	Number of establishments	1948 sales and receipts (Thousand dollars)	Active proprietors of unincorporated businesses Nov. 1948	Paid employees, workweek ended nearest Nov. 15, 1948	
				Total employees ²	Full workweek employees
Girard:					
Retail trade.....	130	7,970	129	379	270
Selected service trades.....	33	232	35	23	22
Hubbard:					
Retail trade.....	55	3,820	52	161	132
Selected service trades.....	16	102	16	18	5
Newton Falls:					
Retail trade.....	68	4,258	70	180	140
Selected service trades.....	16	138	16	14	9
Niles:					
Retail trade.....	207	14,104	198	712	569
Selected service trades.....	63	476	71	57	47
Warren:					
Retail trade.....	628	66,576	596	3,848	3,029
Wholesale trade.....	39	12,212	32	247	x
Selected service trades.....	244	2,785	251	433	385
Amusements.....	15	844	8	235	x
Remainder of county:^{3/}					
Retail trade.....	466	19,688	483	963	743
Wholesale trade.....	14	2,337	13	82	x
Selected service trades.....	86	597	92	81	75

x Not available.

1/ See General Description on this page for changes from the 1939 Census of Business in the coverage of Service Trades.

2/ Includes employees paid for less than the full workweek.

3/ Includes figures for establishments, other than wholesale, not located in cities of 2,500 inhabitants or more, and wholesale establishments not located in cities of 5,000 inhabitants or more.

GENERAL DESCRIPTION OF PRELIMINARY RELEASES FOR THE 1948 CENSUS OF BUSINESS

This series of releases, of which one is planned for each county in the United States, presents preliminary results of the 1948 Census of Business. The information is based on reports submitted by business establishments for that Census. The figures shown are preliminary, and are subject to revision in the final Census publications, but the changes are expected to be relatively minor with respect to coverage. The final Census figures will be issued in a series of Business Census bulletins which will show additional detailed kind-of-business information for all places where there are a sufficient number of establishments.

The 1948 Census of Business was taken under the provision of the Act of June 19, 1948, which provides that the Business Census be taken for 1948 and for each fifth year thereafter. Previous Business Censuses were taken for the years 1929, 1933, 1935, and 1939.

Scope of the Census.—The 1948 Census of Business covered all establishments in the following trades, as defined by the Standard Industrial Classification Manual, May 1949 issue, of the Executive Office of the President: all retail trades; all wholesale trades; all service trades in the following four groups—personal services, business services, automobile repairs and services, and miscellaneous repair services; hotels; tourist courts and camps; and amusements, including motion picture theaters. Some important services not covered are radio broadcasting and television, medical and health, legal, educational, nonprofit, accounting, and domestic services.

This coverage is similar to that of the 1939 Business Census. However, "custom trades" and "services incidental to transportation," which are no longer included in the standard classification of the service trades, are not covered by the 1948 Census. In a number of localities, these exclusions as well as

other changes in the standard classification may have a considerable effect in comparing 1948 with 1939 data, particularly with respect to establishment count.

Establishment definition.—For Census purposes, a business establishment is defined to include only enterprises conducted from a recognizable place of business, provided that the annual sales were in excess of \$5,000 for a wholesale trade establishment and \$500 for establishments in other trades. A detailed analysis of coverage will be provided in future Census of Business publications.

"Number of establishments" is the number of separate business locations, rather than the number of business companies or organizations, since the Census figures represent information reported separately for each business location or establishment. The establishment count reflects the number of places in business at the end of 1948 excluding administrative and executive offices of multiunit organizations, and "chain store" warehouses.

Sales and receipts.—"1948 sales and receipts" represents sales of merchandise and receipts from repairs and other services to customers. The figures reflect deductions for returned goods and allowances, but not for trade-in allowances; they exclude sales and excise taxes collected from customers and paid directly to any taxing agency.

Proprietors.—"Active proprietors..." represents owners and partners of unincorporated businesses who devoted the major portion of their time to the business in November 1948.

Employment.—"Number of paid employees..." represents all employees on the pay roll for the pay period ending nearest November 15, 1948. "Full workweek" employees, whether regular or seasonal, are those who in the November 15 pay period were paid for working at least the number of hours typically worked in a week by employees of the reporting establishment.

1948 CENSUS OF BUSINESS

U. S. DEPARTMENT OF COMMERCE
BUREAU OF THE CENSUS

RETAIL, WHOLESALE, SERVICE TRADES

PRELIMINARY

For Release May 3, 1950

Release Series BC-1P-34-079

TUSCARAWAS COUNTY, OHIO

Retail, wholesale, and service establishments located in Tuscarawas County, Ohio, showed a substantial expansion in dollar volume of trade from 1939 to 1948 according to preliminary figures from the 1948 Census of Business released today by the Bureau of the Census, U. S. Department of Commerce.

Retail sales in the county during 1948 aggregated \$55.1 million, an increase of 174 percent over the \$20.1 million in 1939, when the preceding Census of Business was taken. Wholesale sales in the county reached a total of \$13.5 million in 1948 as compared with \$4.0 million in 1939. The service trades included in the Census of Business recorded receipts totaling \$2.0 million in 1948 compared with \$0.8 million in 1939.

Employment in the county also rose over the 9-year period between 1939 and 1948 for the above trades. Establishments in these trades reported a combined total of 3,534 paid employees for the workweek ended nearest November 15, 1948. This compared with a total of 2,479 employees reported for the week of November 15, 1939.

These preliminary figures have been derived from a Census report on Tuscarawas County, Ohio, which also includes data for the cities of Dennison, Dover, Newcomers-town, New Philadelphia, and Uhrichsville. Final figures, superseding the preliminary data for Tuscarawas County, will be included in a Bulletin for the State of Ohio to be issued in several months. Similar data will be made available this year in preliminary and final form for each of the counties and States. A single copy of the preliminary release for Tuscarawas County as well as an order blank for other area releases may be obtained by writing to the Bureau of the Census, Washington 25, D. C.

Table 1.—CENSUS OF BUSINESS PRELIMINARY RESULTS FOR 1948, BY TRADE GROUP

TUSCARAWAS COUNTY, OHIO

Trade group and kind of business	Number of establishments	1948 sales and receipts (Thousand dollars)	Active proprietors of unincorporated businesses Nov. 1948	Paid employees, workweek ended nearest Nov. 15, 1948	
				Total employees ¹	Full workweek employees
RETAIL TRADE, total.....	874	55,107	837	2,902	2,277
Food group.....	230	14,616	239	573	400
Eating and drinking places.....	153	3,866	165	465	371
General merchandise grp, general stores	37	6,047	29	474	313
Apparel group.....	55	3,289	48	208	147
Furniture-home furnisngs-appliance grp	42	2,872	37	138	122
Automotive group.....	67	9,554	58	383	369
Gasoline service stations.....	108	3,624	109	138	92
Lumber-building-hardware group.....	66	4,420	57	224	204
Drug and proprietary stores.....	25	1,471	26	82	68
All other retail stores.....	91	5,348	69	217	191
WHOLESALE TRADE, total.....	61	13,468	38	299	x
Merchant wholesalers.....	48	8,874	29	250	x
Other type of wholesale.....	13	4,594	9	49	x
SELECTED SERVICE TRADES, ² total.....	224	2,003	235	333	285
Personal services.....	152	1,403	163	290	248
All other service trades.....	72	600	72	43	37
HOTELS.....	10	473	9	92	91
AMUSEMENTS.....	25	955	16	124	x

x Not available.

¹/ Includes employees paid for less than the full workweek.

²/ See General Description on last page for changes from the 1939 Census of Business in the coverage of Service Trades.

Table 2.—CENSUS OF BUSINESS PRELIMINARY RESULTS FOR 1948 FOR CITIES OF 2,500 INHABITANTS OR MORE

TUSCARAWAS COUNTY, OHIO

(Data omitted for trade groups where necessary to avoid disclosure)

City and trade group ¹	Number of establishments	1948 sales and receipts (Thousand dollars)	Active proprietors of unincorporated businesses Nov. 1948	Paid employees, workweek ended nearest Nov. 15, 1948	
				Total employees ²	Full workweek employees
Dennison:					
Retail trade.....	64	3,254	69	162	131
Selected service trades..	16	67	19	7	7
Dover:					
Retail trade.....	177	14,463	151	768	603
Wholesale trade.....	10	1,423	5	32	x
Selected service trades..	45	554	44	102	90
Newcomerstown:					
Retail trade.....	81	4,049	75	228	183
Selected service trades..	22	163	21	14	11
New Philadelphia:					
Retail trade.....	215	16,286	196	943	740
Wholesale trade.....	22	4,536	11	155	x
Selected service trades..	67	798	73	154	139
Uhrichsville:					
Retail trade.....	96	6,413	87	338	279
Wholesale trade.....	16	3,135	11	41	x
Selected service trades..	30	242	34	44	34
Remainder of county:^{3/}					
Retail trade.....	241	10,642	259	463	341
Wholesale trade.....	13	4,374	11	71	x
Selected service trades..	44	179	44	12	4

x Not available.

^{1/} See General Description on this page for changes from the 1939 Census of Business in the coverage of Service Trades.

^{2/} Includes employees paid for less than the full workweek.

^{3/} Includes figures for establishments, other than wholesale, not located in cities of 2,500 inhabitants or more, and wholesale establishments not located in cities of 5,000 inhabitants or more.

GENERAL DESCRIPTION OF PRELIMINARY RELEASES FOR THE 1948 CENSUS OF BUSINESS

This series of releases, of which one is planned for each county in the United States, presents preliminary results of the 1948 Census of Business. The information is based on reports submitted by business establishments for that Census. The figures shown are preliminary, and are subject to revision in the final Census publications, but the changes are expected to be relatively minor with respect to coverage. The final Census figures will be issued in a series of Business Census bulletins which will show additional detailed kind-of-business information for all places where there are a sufficient number of establishments.

The 1948 Census of Business was taken under the provision of the Act of June 19, 1948, which provides that the Business Census be taken for 1948 and for each fifth year thereafter. Previous Business Censuses were taken for the years 1929, 1933, 1936, and 1939.

Scope of the Census.—The 1948 Census of Business covered all establishments in the following trades, as defined by the Standard Industrial Classification Manual, May 1949 issue, of the Executive Office of the President: all retail trades; all wholesale trades; all service trades in the following four groups—personal services, business services, automobile repairs and services, and miscellaneous repair services; hotels; tourist courts and camps; and amusements, including motion picture theaters. Some important services not covered are radio broadcasting and television, medical and health, legal, educational, nonprofit, accounting, and domestic services.

This coverage is similar to that of the 1939 Business Census. However, "custom trades" and "services incidental to transportation," which are no longer included in the standard classification of the service trades, are not covered by the 1948 Census. In a number of localities, these exclusions as well as

other changes in the standard classification may have a considerable effect in comparing 1948 with 1939 data, particularly with respect to establishment count.

Establishment definition.—For Census purposes, a business establishment is defined to include only enterprises conducted from a recognizable place of business, provided that the annual sales were in excess of \$5,000 for a wholesale trade establishment and \$500 for establishments in other trades. A detailed analysis of coverage will be provided in future Census of Business publications.

"Number of establishments" is the number of separate business locations, rather than the number of business companies or organizations, since the Census figures represent information reported separately for each business location or establishment. The establishment count reflects the number of places in business at the end of 1948 excluding administrative and executive offices of multiunit organizations, and "chain store" warehouses.

Sales and receipts.—"1948 sales and receipts" represents sales of merchandise and receipts from repairs and other services to customers. The figures reflect deductions for returned goods and allowances, but not for trade-in allowances; they exclude sales and excise taxes collected from customers and paid directly to any taxing agency.

Proprietors.—"Active proprietors..." represents owners and partners of unincorporated businesses who devoted the major portion of their time to the business in November 1948.

Employment.—"Number of paid employees..." represents all employees on the pay roll for the pay period ending nearest November 15, 1948. "Full workweek" employees, whether regular or seasonal, are those who in the November 15 pay period were paid for working at least the number of hours typically worked in a week by employees of the reporting establishment.

1948 CENSUS OF BUSINESS

RETAIL, WHOLESALE, SERVICE TRADES

U. S. DEPARTMENT OF COMMERCE
BUREAU OF THE CENSUS

PRELIMINARY

For Release May 4, 1950

Release Series BC-1P-34-080

UNION COUNTY, OHIO

Retail, wholesale, and service establishments located in Union County, Ohio, showed a substantial expansion in dollar volume of trade from 1939 to 1948 according to preliminary figures from the 1948 Census of Business released today by the Bureau of the Census, U. S. Department of Commerce.

Retail sales in the county during 1948 aggregated \$15.2 million, an increase of 162 percent over the \$5.8 million in 1939, when the preceding Census of Business was taken. Wholesale sales in the county reached a total of \$11.3 million in 1948 as compared with \$2.3 million in 1939. The service trades included in the Census of Business recorded receipts totaling \$362,000 in 1948 compared with \$180,000 in 1939.

Employment in the county also rose over the 9-year period between 1939 and 1948 for the above trades. Establishments in these trades reported a combined total of 957 paid employees for the workweek ended nearest November 15, 1948. This compared with a total of 669 employees reported for the week of November 15, 1939.

These preliminary figures have been derived from a Census report on Union County, Ohio, which also includes data for the city of Marysville. Final figures, superseding the preliminary data for Union County, will be included in a Bulletin for the State of Ohio to be issued in several months. Similar data will be made available this year in preliminary and final form for each of the counties and States. A single copy of the preliminary release for Union County as well as an order blank for other area releases may be obtained by writing to the Bureau of the Census, Washington 25, D. C.

Table 1.—CENSUS OF BUSINESS PRELIMINARY RESULTS FOR 1948, BY TRADE GROUP

UNION COUNTY, OHIO

Trade group and kind of business	Number of establishments	1948 sales and receipts (Thousand dollars)	Active proprietors of unincorporated businesses Nov. 1948	Paid employees, workweek ended nearest Nov. 15, 1948	
				Total employees ¹	Full workweek employees
RETAIL TRADE, total.....	241	15,162	243	677	549
Food group.....	47	2,911	42	99	68
Eating and drinking places.....	35	949	40	144	122
General merchandise grp, general stores..	12	560	13	32	19
Apparel group.....	13	664	18	33	22
Furniture-home furnishgs-appliance grp..	11	434	13	24	14
Automotive group.....	22	2,543	24	88	81
Gasoline service stations.....	39	1,469	36	58	45
Lumber-building-hardware group.....	34	2,597	35	104	98
Drug and proprietary stores.....	5	332	5	23	18
All other retail stores.....	23	2,703	17	72	62
WHOLESALE TRADE.....	28	11,329	25	239	x
SELECTED SERVICE TRADES, ^{2/} total.....	53	362	53	41	28
Personal services.....	34	226	34	29	16
All other service trades.....	19	136	19	12	12
HOTELS.....	6	187	5	35	32

x Not available.

^{1/} Includes employees paid for less than the full workweek.

^{2/} See General Description on last page for changes from the 1939 Census of Business in the coverage of Service Trades.

Table 2.—CENSUS OF BUSINESS PRELIMINARY RESULTS FOR 1948 FOR CITIES OF 2,500 INHABITANTS OR MORE
UNION COUNTY, OHIO

(Data omitted for trade groups where necessary to avoid disclosure)

City and trade group ¹	Number of establishments	1948 sales and receipts (Thousand dollars)	Active proprietors of unincorporated businesses Nov. 1948	Paid employees, workweek ended nearest Nov. 15, 1948	
				Total employees ²	Full workweek employees
Marysville:					
Retail trade.....	104	8,300	103	445	370
Selected service trades....	24	163	24	31	22
Remainder of county:					
Retail trade.....	137	6,862	140	232	179
Selected service trades....	29	199	29	10	6

1/ See General Description on this page for changes from the 1939 Census of Business in the coverage of Service Trades.

2/ Includes employees paid for less than the full workweek.

GENERAL DESCRIPTION OF PRELIMINARY RELEASES FOR THE 1948 CENSUS OF BUSINESS

This series of releases, of which one is planned for each county in the United States, presents preliminary results of the 1948 Census of Business. The information is based on reports submitted by business establishments for that Census. The figures shown are preliminary, and are subject to revision in the final Census publications, but the changes are expected to be relatively minor with respect to coverage. The final Census figures will be issued in a series of Business Census bulletins which will show additional detailed kind-of-business information for all places where there are a sufficient number of establishments.

The 1948 Census of Business was taken under the provision of the Act of June 19, 1948, which provides that the Business Census be taken for 1948 and for each fifth year thereafter. Previous Business Censuses were taken for the years 1929, 1933, 1935, and 1939.

Scope of the Census.—The 1948 Census of Business covered all establishments in the following trades, as defined by the Standard Industrial Classification Manual, May 1949 issue, of the Executive Office of the President: all retail trades; all wholesale trades; all service trades in the following four groups—personal services, business services, automobile repairs and services, and miscellaneous repair services; hotels; tourist courts and camps; and amusements, including motion picture theaters. Some important services not covered are radio broadcasting and television, medical and health, legal, educational, nonprofit, accounting, and domestic services.

This coverage is similar to that of the 1939 Business Census. However, "custom trades" and "services incidental to transportation," which are no longer included in the standard classification of the service trades, are not covered by the 1948 Census. In a number of localities, these exclusions as well as

other changes in the standard classification may have a considerable effect in comparing 1948 with 1939 data, particularly with respect to establishment count.

Establishment definition.—For Census purposes, a business establishment is defined to include only enterprises conducted from a recognizable place of business, provided that the annual sales were in excess of \$5,000 for a wholesale trade establishment and \$500 for establishments in other trades. A detailed analysis of coverage will be provided in future Census of Business publications.

"Number of establishments" is the number of separate business locations, rather than the number of business companies or organizations, since the Census figures represent information reported separately for each business location or establishment. The establishment count reflects the number of places in business at the end of 1948 excluding administrative and executive offices of multiunit organizations, and "chain store" warehouses.

Sales and receipts.—"1948 sales and receipts" represents sales of merchandise and receipts from repairs and other services to customers. The figures reflect deductions for returned goods and allowances, but not for trade-in allowances; they include sales and excise taxes collected from customers and paid directly to any taxing agency.

Proprietors.—"Active proprietors..." represents owners and partners of unincorporated businesses who devoted the major portion of their time to the business in November 1948.

Employment.—"Number of paid employees..." represents all employees on the pay roll for the pay period ending nearest November 15, 1948. "Full workweek" employees, whether regular or seasonal, are those who in the November 15 pay period were paid for working at least the number of hours typically worked in a week by employees of the reporting establishment.

1948 CENSUS OF BUSINESS

RETAIL, WHOLESALE, SERVICE TRADES

U. S. DEPARTMENT OF COMMERCE
BUREAU OF THE CENSUS

PRELIMINARY

For Release May 1, 1950

Release Series BC-1P-34-081

VAN WERT COUNTY, OHIO

Retail, wholesale, and service establishments located in Van Wert County, Ohio, showed a substantial expansion in dollar volume of trade from 1939 to 1948 according to preliminary figures from the 1948 Census of Business released today by the Bureau of the Census, U. S. Department of Commerce.

Retail sales in the county during 1948 aggregated \$24.1 million, an increase of 235 percent over the \$7.2 million in 1939, when the preceding Census of Business was taken. Wholesale sales in the county reached a total of \$22.8 million in 1948 as compared with \$4.6 million in 1939. The service trades included in the Census of Business recorded receipts totaling \$913,000 in 1948 compared with \$377,000 in 1939.

Employment in the county also rose over the 9-year period between 1939 and 1948 for the above trades. Establishments in these trades reported a combined total of 1,544 paid employees for the workweek ended nearest November 15, 1948. This compared with a total of 1,065 employees reported for the week of November 15, 1939.

These preliminary figures have been derived from a Census report on Van Wert County, Ohio, which also includes data for the city of Van Wert and the part of the city of Delphos located in Van Wert County. Final figures, superseding the preliminary data for Van Wert County, will be included in a Bulletin for the State of Ohio to be issued in several months. Similar data will be made available this year in preliminary and final form for each of the counties and States. A single copy of the preliminary release for Van Wert County as well as an order blank for other area releases may be obtained by writing to the Bureau of the Census, Washington 25, D. C.

Table 1.—CENSUS OF BUSINESS PRELIMINARY RESULTS FOR 1948, BY TRADE GROUP
VAN WERT COUNTY, OHIO

Trade group and kind of business	Number of establishments	1948 sales and receipts (Thousand dollars)	Active proprietors of unincorporated businesses Nov. 1948	Paid employees, workweek ended nearest Nov. 15, 1948	
				Total employees ¹	Full workweek employees
RETAIL TRADE, total.....	342	24,148	370	1,202	915
Food group.....	91	5,594	98	213	147
Eating and drinking places.....	48	1,530	52	194	140
General merchandise grp, general stores	9	1,888	8	193	122
Apparel group.....	14	900	11	58	39
Furniture-home furnishgs-appliance grp	19	1,023	19	43	37
Automotive group.....	29	3,984	27	134	126
Gasoline service stations.....	47	2,254	57	79	59
Lumber-building-hardware group.....	43	4,604	61	181	163
Drug and proprietary stores.....	6	474	5	31	27
All other retail stores.....	36	1,897	32	76	55
WHOLESALE TRADE, total.....	61	22,843	42	230	x
Merchant wholesalers.....	19	7,163	19	107	x
Assemblers of farm products.....	27	12,483	13	96	x
Other types of wholesale.....	15	3,197	10	27	x
SELECTED SERVICE TRADES, 2/total.....	116	913	131	112	91
Personal services.....	60	516	71	70	65
All other service trades.....	56	397	60	42	26

x Not available.

1/ Includes employees paid for less than the full workweek.

2/ See General Description on last page for changes from the 1939 Census of Business in the coverage of Service Trades.

Table 2.—CENSUS OF BUSINESS PRELIMINARY RESULTS FOR 1948 FOR CITIES OF 2,500 INHABITANTS OR MORE

VAN WERT COUNTY, OHIO

(Data omitted for trade groups where necessary to avoid disclosure)

City and trade group ¹	Number of establishments	1948 sales and receipts (Thousand dollars)	Active proprietors of unincorporated businesses Nov. 1948	Paid employees, workweek ended nearest Nov. 15, 1948	
				Total employees ²	Full workweek employees
Delphos (part):					
Retail trade.....	29	1,909	34	67	58
Wholesale trade.....	6	4,896	4	37	x
Selected service trades....	12	107	17	8	8
Van Wert:					
Retail trade.....	183	17,091	186	938	722
Wholesale trade.....	25	8,245	19	116	x
Selected service trades....	69	570	76	88	72
Remainder of county: ^{3/}					
Retail trade.....	130	5,148	150	197	135
Wholesale trade.....	30	9,702	19	77	x
Selected service trades....	35	236	38	16	11

x Not available.

^{1/} See General Description on this page for changes from the 1939 Census of Business in the coverage of Service Trades.

^{2/} Includes employees paid for less than the full workweek.

^{3/} Includes figures for establishments, other than wholesale, not located in cities of 2,500 inhabitants or more, and wholesale establishments not located in cities of 5,000 inhabitants or more.

GENERAL DESCRIPTION OF PRELIMINARY RELEASES FOR THE 1948 CENSUS OF BUSINESS

This series of releases, of which one is planned for each county in the United States, presents preliminary results of the 1948 Census of Business. The information is based on reports submitted by business establishments for that Census. The figures shown are preliminary, and are subject to revision in the final Census publications, but the changes are expected to be relatively minor with respect to coverage. The final Census figures will be issued in a series of Business Census bulletins which will show additional detailed kind-of-business information for all places where there are a sufficient number of establishments.

The 1948 Census of Business was taken under the provision of the Act of June 19, 1948, which provides that the Business Census be taken for 1948 and for each fifth year thereafter. Previous Business Censuses were taken for the years 1929, 1933, 1935, and 1939.

Scope of the Census.—The 1948 Census of Business covered all establishments in the following trades, as defined by the Standard Industrial Classification Manual, May 1949 issue, of the Executive Office of the President: all retail trades; all wholesale trades; all service trades in the following four groups—personal services, business services, automobile repairs and services, and miscellaneous repair services; hotels; tourist courts and camps; and amusements, including motion picture theaters. Some important services not covered are radio broadcasting and television, medical and health, legal, educational, nonprofit, accounting, and domestic services.

This coverage is similar to that of the 1939 Business Census. However, "custom trades" and "services incidental to transportation," which are no longer included in the standard classification of the service trades, are not covered by the 1948 Census. In a number of localities, these exclusions as well as

other changes in the standard classification may have a considerable effect in comparing 1948 with 1939 data, particularly with respect to establishment count.

Establishment definition.—For Census purposes, a business establishment is defined to include only enterprises conducted from a recognizable place of business, provided that the annual sales were in excess of \$5,000 for a wholesale trade establishment and \$500 for establishments in other trades. A detailed analysis of coverage will be provided in future Census of Business publications.

"Number of establishments" is the number of separate business locations, rather than the number of business companies or organizations, since the Census figures represent information reported separately for each business location or establishment. The establishment count reflects the number of places in business at the end of 1948 excluding administrative and executive offices of multiunit organizations, and "chain store" warehouses.

Sales and receipts.—"1948 sales and receipts" represents sales of merchandise and receipts from repairs and other services to customers. The figures reflect deductions for returned goods and allowances, but not for trade-in allowances; they exclude sales and excise taxes collected from customers and paid directly to any taxing agency.

Proprietors.—"Active proprietors..." represents owners and partners of unincorporated businesses who devoted the major portion of their time to the business in November 1948.

Employment.—"Number of paid employees..." represents all employees on the pay roll for the pay period ending nearest November 15, 1948. "Full workweek" employees, whether regular or seasonal, are those who in the November 15 pay period were paid for working at least the number of hours typically worked in a week by employees of the reporting establishment.

1948 CENSUS OF BUSINESS

RETAIL, WHOLESALE, SERVICE TRADES

U. S. DEPARTMENT OF COMMERCE
BUREAU OF THE CENSUS

PRELIMINARY

For Release May 15, 1950

Release Series BC-1P-34-082

VINTON COUNTY, OHIO

Retail, and service establishments located in Vinton County, Ohio, showed a substantial expansion in dollar volume of trade from 1939 to 1948 according to preliminary figures from the 1948 Census of Business released today by the Bureau of the Census, U. S. Department of Commerce.

Retail sales in the county during 1948 aggregated \$3.5 million, an increase of 192 percent over the \$1.2 million in 1939, when the preceding Census of Business was taken. The service trades included in the Census of Business recorded receipts totaling \$129,000 in 1948 compared with \$70,000 in 1939. Wholesale sales in the county reached a total of \$1.5 million in 1948. No comparable figure for 1939 is available.

Employment in the county also rose over the 9-year period between 1939 and 1948 for the retail and service trades. Establishments in these trades reported a combined total of 117 paid employees for the workweek ended nearest November 15, 1948. This compared with a total of 74 employees reported for the week of November 15, 1939. Wholesale trade establishments reported a total of 12 paid employees for the week of November 15, 1948.

These preliminary figures have been derived from a Census report on Vinton County, Ohio. Final figures, superseding the preliminary data for Vinton County, will be included in a Bulletin for the State of Ohio to be issued in several months. Similar data will be made available this year in preliminary and final form for each of the counties and States. A single copy of the preliminary release for Vinton County as well as an order blank for other area releases may be obtained by writing to the Bureau of the Census, Washington 25, D. C.

Table 1.—CENSUS OF BUSINESS PRELIMINARY RESULTS FOR 1948, BY TRADE GROUP

VINTON COUNTY, OHIO

Trade group and kind of business	Number of establishments	1948 sales and receipts (Thousand dollars)	Active proprietors of unincorporated businesses Nov. 1948	Paid employees, workweek ended nearest Nov. 15, 1948	
				Total employees ¹	Full workweek employees
RETAIL TRADE, total.....	107	3,510	114	106	81
Food group.....	44	1,433	47	37	24
Eating and drinking places.....	19	306	21	25	19
Gasoline service stations.....	14	222	16	6	5
All other retail stores.....	30	1,549	30	38	33
WHOLESALE TRADE.....	6	1,469	5	12	x
SELECTED SERVICE TRADES, ² /total.....	26	129	27	11	7
Personal services.....	14	63	15	1	-
All other service trades.....	12	66	12	10	7

x Not available.

¹/ Includes employees paid for less than the full workweek.

²/ See General Description on last page for changes from the 1939 Census of Business in the coverage of Service Trades.

91213

GENERAL DESCRIPTION OF PRELIMINARY RELEASES FOR THE 1948 CENSUS OF BUSINESS

This series of releases, of which one is planned for each county in the United States, presents preliminary results of the 1948 Census of Business. The information is based on reports submitted by business establishments for that Census. The figures shown are preliminary, and are subject to revision in the final Census publications, but the changes are expected to be relatively minor with respect to coverage. The final Census figures will be issued in a series of Business Census bulletins which will show additional detailed kind-of-business information for all places where there are a sufficient number of establishments.

The 1948 Census of Business was taken under the provision of the Act of June 19, 1948, which provides that the Business Census be taken for 1948 and for each fifth year thereafter. Previous Business Censuses were taken for the years 1929, 1933, 1935, and 1939.

Scope of the Census.—The 1948 Census of Business covered all establishments in the following trades, as defined by the Standard Industrial Classification Manual, May 1949 issue, of the Executive Office of the President: all retail trades; all wholesale trades; all service trades in the following four groups—personal services, business services, automobile repairs and services, and miscellaneous repair services; hotels; tourist courts and camps; and amusements, including motion picture theaters. Some important services not covered are radio broadcasting and television, medical and health, legal, educational, nonprofit, accounting, and domestic services.

This coverage is similar to that of the 1939 Business Census. However, "custom trades" and "services incidental to transportation," which are no longer included in the standard classification of the service trades, are not covered by the 1948 Census. In a number of localities, these exclusions as well as other changes in the standard classification may have a considerable effect in comparing

1948 with 1939 data, particularly with respect to establishment count.

Establishment definition.—For Census purposes, a business establishment is defined to include only enterprises conducted from a recognizable place of business, provided that the annual sales were in excess of \$5,000 for a wholesale trade establishment and \$500 for establishments in other trades. A detailed analysis of coverage will be provided in future Census of Business publications.

"Number of establishments" is the number of separate business locations, rather than the number of business companies or organizations, since the Census figures represent information reported separately for each business location or establishment. The establishment count reflects the number of places in business at the end of 1948 excluding administrative and executive offices of multiunit organizations, and "chain store" warehouses.

Sales and receipts.—"1948 sales and receipts" represents sales of merchandise and receipts from repairs and other services to customers. The figures reflect deductions for returned goods and allowances, but not for trade-in allowances; they exclude sales and excise taxes collected from customers and paid directly to any taxing agency.

Proprietors.—"Active proprietors..." represents owners and partners of unincorporated businesses who devoted the major portion of their time to the business in November 1948.

Employment.—"Number of paid employees..." represents all employees on the pay roll for the pay period ending nearest November 15, 1948. "Full workweek" employees, whether regular or seasonal, are those who in the November 15 pay period were paid for working at least the number of hours typically worked in a week by employees of the reporting establishment.

1948 CENSUS OF BUSINESS

RETAIL, WHOLESALE, SERVICE TRADES

U. S. DEPARTMENT OF COMMERCE
BUREAU OF THE CENSUS

PRELIMINARY

For Release May 15, 1950

Release Series BC-1P- 34-083

WARREN COUNTY, OHIO

Retail, wholesale, and service establishments located in Warren County, Ohio, showed a substantial expansion in dollar volume of trade from 1939 to 1948 according to preliminary figures from the 1948 Census of Business released today by the Bureau of the Census, U. S. Department of Commerce.

Retail sales in the county during 1948 aggregated \$26.3 million, an increase of 260 percent over the \$7.3 million in 1939, when the preceding Census of Business was taken. Wholesale sales in the county reached a total of \$3.2 million in 1948 as compared with \$0.7 million in 1939. The service trades included in the Census of Business recorded receipts totaling \$923,000 in 1948 compared with \$348,000 in 1939.

Employment in the county also rose over the 9-year period between 1939 and 1948 for the above trades. Establishments in these trades reported a combined total of 1,204 paid employees for the workweek ended nearest November 15, 1948. This compared with a total of 872 employees reported for the week of November 15, 1939.

These preliminary figures have been derived from a Census report on Warren County, Ohio, which also includes data for the cities of Franklin and Lebanon. Final figures, superseding the preliminary data for Warren County, will be included in a Bulletin for the State of Ohio to be issued in several months. Similar data will be made available this year in preliminary and final form for each of the counties and States. A single copy of the preliminary release for Warren County as well as an order blank for other area releases may be obtained by writing to the Bureau of the Census, Washington 25, D. C.

Table 1.—CENSUS OF BUSINESS PRELIMINARY RESULTS FOR 1948, BY TRADE GROUP
WARREN COUNTY, OHIO

Trade group and kind of business	Number of establishments	1948 sales and receipts (Thousand dollars)	Active proprietors of unincorporated businesses Nov. 1948	Paid employees, workweek ended nearest Nov. 15, 1948	
				Total employees ¹	Full workweek employees
RETAIL TRADE, total.....	396	26,303	391	1,015	771
Food group.....	104	6,359	115	161	110
Eating and drinking places.....	70	1,555	74	139	97
General merchandise grp, general stores.....	11	955	11	89	45
Apparel group.....	18	1,315	19	65	59
Furniture-home furnishgs-appliance grp.....	23	1,083	24	40	27
Automotive group.....	26	3,433	21	107	98
Gasoline service stations.....	51	2,040	52	79	58
Lumber-building-hardware group.....	33	3,174	30	133	109
Drug and proprietary stores.....	10	604	8	51	27
All other retail stores.....	50	5,785	37	151	141
WHOLESALE TRADE.....	12	3,152	7	77	x
SELECTED SERVICE TRADES, ^{2/} total.....	94	923	99	112	98
Personal services.....	63	545	68	82	72
All other service trades.....	31	378	31	30	26
AMUSEMENTS.....	10	205	9	39	x

x Not available.

1/ Includes employees paid for less than the full workweek.

2/ See General Description on last page for changes from the 1939 Census of Business in the coverage of Service Trades.

Table 2.—CENSUS OF BUSINESS PRELIMINARY RESULTS FOR 1948 FOR CITIES OF 2,500 INHABITANTS OR MORE

WARREN COUNTY, OHIO

(Data omitted for trade groups where necessary to avoid disclosure)

City and trade group ¹	Number of establishments	1948 sales and receipts (Thousand dollars)	Active proprietors of unincorporated businesses Nov. 1948	Paid employees, workweek ended nearest Nov. 15, 1948	
				Total employees ²	Full workweek employees
Franklin:					
Retail trade.....	86	5,971	80	278	206
Selected service trades....	24	225	24	35	31
Lebanon:					
Retail trade.....	103	10,935	91	475	358
Selected service trades....	30	354	33	55	47
Remainder of county: ^{3/}					
Retail trade.....	207	9,397	220	262	207
Selected service trades....	40	344	42	22	20

- 1/ See General Description on this page for changes from the 1939 Census of Business in the coverage of Service Trades.
- 2/ Includes employees paid for less than the full workweek.
- 3/ Includes figures for establishments not located in cities of 2,500 inhabitants or more.

GENERAL DESCRIPTION OF PRELIMINARY RELEASES FOR THE 1948 CENSUS OF BUSINESS

This series of releases, of which one is planned for each county in the United States, presents preliminary results of the 1948 Census of Business. The information is based on reports submitted by business establishments for that Census. The figures shown are preliminary, and are subject to revision in the final Census publications, but the changes are expected to be relatively minor with respect to coverage. The final Census figures will be issued in a series of Business Census bulletins which will show additional detailed kind-of-business information for all places where there are a sufficient number of establishments.

The 1948 Census of Business was taken under the provision of the Act of June 19, 1948, which provides that the Business Census be taken for 1948 and for each fifth year thereafter. Previous Business Censuses were taken for the years 1929, 1933, 1935, and 1939.

Scope of the Census.—The 1948 Census of Business covered all establishments in the following trades, as defined by the Standard Industrial Classification Manual, May 1949 issue, of the Executive Office of the President: all retail trades; all wholesale trades; all service trades in the following four groups—personal services, business services, automobile repairs and services, and miscellaneous repair services; hotels; tourist courts and camps; and amusements, including motion picture theaters. Some important services not covered are radio broadcasting and television, medical and health, legal, educational, nonprofit, accounting, and domestic services.

This coverage is similar to that of the 1939 Business Censuses. However, "custom trades" and "services incidental to transportation," which are no longer included in the standard classification of the service trades, are not covered by the 1948 Census. In a number of localities, these exclusions as well as

other changes in the standard classification may have a considerable effect in comparing 1948 with 1939 data, particularly with respect to establishment count.

Establishment definition.—For Census purposes, a business establishment is defined to include only enterprises conducted from a recognizable place of business, provided that the annual sales were in excess of \$5,000 for a wholesale trade establishment and \$500 for establishments in other trades. A detailed analysis of coverage will be provided in future Census of Business publications.

"Number of establishments" is the number of separate business locations, rather than the number of business companies or organizations, since the Census figures represent information reported separately for each business location or establishment. The establishment count reflects the number of places in business at the end of 1948 excluding administrative and executive offices of multiunit organizations, and "chain store" warehouses.

Sales and receipts.—"1948 sales and receipts" represents sales of merchandise and receipts from repairs and other services to customers. The figures reflect deductions for returned goods and allowances, but not for trade-in allowances; they exclude sales and excise taxes collected from customers and paid directly to any taxing agency.

Proprietors.—"Active proprietors..." represents owners and partners of unincorporated businesses who devoted the major portion of their time to the business in November 1948.

Employment.—"Number of paid employees..." represents all employees on the pay roll for the pay period ending nearest November 15, 1948. "Full workweek" employees, whether regular or seasonal, are those who in the November 15 pay period were paid for working at least the number of hours typically worked in a week by employees of the reporting establishment.

1948 CENSUS OF BUSINESS

RETAIL, WHOLESALE, SERVICE TRADES

U. S. DEPARTMENT OF COMMERCE
BUREAU OF THE CENSUS

PRELIMINARY

For Release May 3, 1950

Release Series BC-1P- 34-084

WASHINGTON COUNTY, OHIO

Retail, wholesale, and service establishments located in Washington County, Ohio, showed a substantial expansion in dollar volume of trade from 1939 to 1948 according to preliminary figures from the 1948 Census of Business released today by the Bureau of the Census, U. S. Department of Commerce.

Retail sales in the county during 1948 aggregated \$30.2 million, an increase of 193 percent over the \$10.3 million in 1939, when the preceding Census of Business was taken. Wholesale sales in the county reached a total of \$20.9 million in 1948 as compared with \$6.1 million in 1939. The service trades included in the Census of Business recorded receipts totaling \$1.3 million in 1948 compared with \$0.5 million in 1939.

Employment in the county also rose over the 9-year period between 1939 and 1948 for the above trades. Establishments in these trades reported a combined total of 2,442 paid employees for the workweek ended nearest November 15, 1948. This compared with a total of 1,683 employees reported for the week of November 15, 1939.

These preliminary figures have been derived from a Census report on Washington County, Ohio, which also includes data for the city of Marietta. Final figures, superseding the preliminary data for Washington County, will be included in a Bulletin for the State of Ohio to be issued in several months. Similar data will be made available this year in preliminary and final form for each of the counties and States. A single copy of the preliminary release for Washington County as well as an order blank for other area releases may be obtained by writing to the Bureau of the Census, Washington 25, D. C.

Table 1.—CENSUS OF BUSINESS PRELIMINARY RESULTS FOR 1948, BY TRADE GROUP

WASHINGTON COUNTY, OHIO

Trade group and kind of business	Number of establishments	1948 sales and receipts (Thousand dollars)	Active proprietors of unincorporated businesses Nov. 1948	Paid employees, workweek ended nearest Nov. 15, 1948	
				Total employees ¹	Full workweek employees
RETAIL TRADE, total.....	536	30,221	558	1,726	1,402
Food group.....	140	7,353	166	214	170
Eating and drinking places.....	85	2,638	93	386	284
General merchandise group, general stores.....	33	3,495	31	241	197
Apparel group.....	30	1,417	18	103	71
Furniture-home furnishings-appliance group....	23	1,729	17	113	106
Automotive group.....	32	4,658	27	203	193
Gasoline service stations.....	81	2,958	87	134	103
Lumber-building-hardware group.....	38	2,042	44	135	124
Drug and proprietary stores.....	11	697	7	61	54
All other retail stores.....	63	3,234	68	136	100
WHOLESALE TRADE, total.....	51	20,896	29	540	x
Merchant wholesalers.....	37	11,135	19	444	x
Petroleum bulk plants, terminals.....	9	4,490	10	54	x
Other types of wholesale.....	5	5,271	—	42	x
SELECTED SERVICE TRADES,^{2/} total.....	143	1,252	145	176	157
Personal services.....	87	728	86	127	116
Business services.....	5	20	4	3	3
Automotive repairs and services.....	34	363	37	32	30
Other repair services.....	17	141	18	14	8
TOURIST COURTS AND CAMPS.....	6	18	6	1	1
AMUSEMENTS.....	16	556	14	68	x

x Not available.

^{1/} Includes employees paid for less than the full workweek.

^{2/} See General Description on last page for changes from the 1939 Census of Business in the coverage of Service Trades.

Table 2.—CENSUS OF BUSINESS PRELIMINARY RESULTS FOR 1948 FOR CITIES OF 2,500 INHABITANTS OR MORE

WASHINGTON COUNTY, OHIO

(Data omitted for trade groups where necessary to avoid disclosure)

City and trade group ¹	Number of establishments	1948 sales and receipts (Thousand dollars)	Active proprietors of unincorporated businesses Nov. 1948	Paid employees, workweek ended nearest Nov. 15, 1948	
				Total employees ²	Full workweek employees
Marietta:					
Retail trade.....	288	22,964	267	1,428	1,189
Wholesale trade.....	40	16,572	24	392	x
Selected service trades.....	97	963	99	154	140
Remainder of county:					
Retail trade.....	248	7,257	291	298	213
Wholesale trade.....	11	4,324	5	148	x
Selected service trades.....	46	289	46	22	17
Tourist courts and camps.....	6	18	6	1	1

x Not available.

¹/ See General Description on this page for changes from the 1939 Census of Business in the coverage of Service Trades.²/ Includes employees paid for less than the full workweek.

GENERAL DESCRIPTION OF PRELIMINARY RELEASES FOR THE 1948 CENSUS OF BUSINESS

This series of releases, of which one is planned for each county in the United States, presents preliminary results of the 1948 Census of Business. The information is based on reports submitted by business establishments for that Census. The figures shown are preliminary, and are subject to revision in the final Census publications, but the changes are expected to be relatively minor with respect to coverage. The final Census figures will be issued in a series of Business Census bulletins which will show additional detailed kind-of-business information for all places where there are a sufficient number of establishments.

The 1948 Census of Business was taken under the provision of the Act of June 19, 1948, which provides that the Business Censuses be taken for 1948 and for each fifth year thereafter. Previous Business Censuses were taken for the years 1929, 1933, 1935, and 1939.

Scope of the Census.—The 1948 Census of Business covered all establishments in the following trades, as defined by the Standard Industrial Classification Manual, May 1949 issue, of the Executive Office of the President: all retail trades; all wholesale trades; all service trades in the following four groups—personal services, business services, automobile repairs and services, and miscellaneous repair services; hotels; tourist courts and camps; and amusements, including motion picture theaters. Some important services not covered are radio broadcasting and television, medical and health, legal, educational, nonprofit, accounting, and domestic services.

This coverage is similar to that of the 1939 Business Census. However, "custom trades" and "services incidental to transportation," which are no longer included in the standard classification of the service trades, are not covered by the 1948 Census. In a number of localities, these exclusions as well as

other changes in the standard classification may have a considerable effect in comparing 1948 with 1939 data, particularly with respect to establishment count.

Establishment definition.—For Census purposes, a business establishment is defined to include only enterprises conducted from a recognizable place of business, provided that the annual sales were in excess of \$5,000 for a wholesale trade establishment and \$500 for establishments in other trades. A detailed analysis of coverage will be provided in future Censuses of Business publications.

"Number of establishments" is the number of separate business locations, rather than the number of business companies or organizations, since the Census figures represent information reported separately for each business location or establishment. The establishment count reflects the number of places in business at the end of 1948 excluding administrative and executive offices of multiunit organizations, and "chain store" warehouses.

Sales and receipts.—"1948 sales and receipts" represents sales of merchandise and receipts from repairs and other services to customers. The figures reflect deductions for returned goods and allowances, but not for trade-in allowances; they exclude sales and excise taxes collected from customers and paid directly to any taxing agency.

Proprietors.—"Active proprietors..." represents owners and partners of unincorporated businesses who devoted the major portion of their time to the business in November 1948.

Employment.—"Number of paid employees..." represents all employees on the pay roll for the pay period ending nearest November 15, 1948. "Full workweek" employees, whether regular or seasonal, are those who in the November 15 pay period were paid for working at least the number of hours typically worked in a week by employees of the reporting establishment.

1948 CENSUS OF BUSINESS

RETAIL, WHOLESALE, SERVICE TRADES

U. S. DEPARTMENT OF COMMERCE
BUREAU OF THE CENSUS

PRELIMINARY

For Release May 8, 1950

Release Series BC-1P-34-085

WAYNE COUNTY, OHIO

Retail, wholesale, and service establishments located in Wayne County, Ohio, showed a substantial expansion in dollar volume of trade from 1939 to 1948 according to preliminary figures from the 1948 Census of Business released today by the Bureau of the Census, U. S. Department of Commerce.

Retail sales in the county during 1948 aggregated \$53.7 million, an increase of 231 percent over the \$16.2 million in 1939, when the preceding Census of Business was taken. Wholesale sales in the county reached a total of \$24.5 million in 1948 as compared with \$4.3 million in 1939. The service trades included in the Census of Business recorded receipts totaling \$1.4 million in 1948 compared with \$0.7 million in 1939.

Employment in the county also rose over the 9-year period between 1939 and 1948 for the above trades. Establishments in these trades reported a combined total of 3,321 paid employees for the workweek ended nearest November 15, 1948. This compared with a total of 2,029 employees reported for the week of November 15, 1939.

These preliminary figures have been derived from a Census report on Wayne County, Ohio, which also includes data for the cities of Orrville, Rittman, and Wooster. Final figures, superseding the preliminary data for Wayne County, will be included in a Bulletin for the State of Ohio to be issued in several months. Similar data will be made available this year in preliminary and final form for each of the counties and States. A single copy of the preliminary release for Wayne County as well as an order blank for other area releases may be obtained by writing to the Bureau of the Census, Washington 25, D. C.

Table 1.—CENSUS OF BUSINESS PRELIMINARY RESULTS FOR 1948, BY TRADE GROUP
WAYNE COUNTY, OHIO

Trade group and kind of business	Number of establishments	1948 sales and receipts (Thousand dollars)	Active proprietors of unincorporated businesses Nov. 1948	Paid employees, workweek ended nearest Nov. 15, 1948	
				Total employees ¹	Full workweek employees
RETAIL TRADE, total.....	639	53,660	649	2,547	1,979
Food group.....	127	10,488	126	501	340
Eating and drinking places.....	95	2,996	109	339	261
General merchandise grp, general stores.....	45	5,292	51	369	257
Apparel group.....	25	1,701	27	103	66
Furniture-home furnishgs-appliance grp.....	33	1,729	36	74	65
Automotive group.....	45	7,713	38	322	308
Gasoline service stations.....	84	2,960	90	116	83
Lumber-building-hardware group.....	79	9,120	83	368	330
Drug and proprietary stores.....	18	1,211	16	75	51
All other retail stores.....	88	10,450	73	280	218
WHOLESALE TRADE, total.....	48	24,504	41	588	x
Merchant wholesalers.....	27	12,931	20	401	x
Other types of wholesale.....	21	11,573	21	187	x
SELECTED SERVICE TRADES, 2/total.....	166	1,444	176	186	166
Personal services.....	102	900	117	147	130
All other service trades.....	64	544	59	39	36
TOURIST COURTS AND CAMPS.....	8	56	8	7	4
AMUSEMENTS.....	18	449	14	101	x

x Not available.

1/ Includes employees paid for less than the full workweek.

2/ See General Description on last page for changes from the 1939 Census of Business in the coverage of Service Trades.

Table 2.—CENSUS OF BUSINESS PRELIMINARY RESULTS FOR 1948 FOR CITIES OF 2,500 INHABITANTS OR MORE

WAYNE COUNTY, OHIO

(Data omitted for trade groups where necessary to avoid disclosure)

City and trade group ¹	Number of establishments	1948 sales and receipts (Thousand dollars)	Active proprietors of unincorporated businesses Nov. 1948	Paid employees, workweek ended nearest Nov. 15, 1948	
				Total employees ²	Full workweek employees
Orrville:					
Retail trade.....	79	6,072	80	332	256
Selected service trades.....	18	135	24	15	11
Rittman:					
Retail trade.....	45	3,785	41	157	118
Selected service trades.....		Included with "Remainder of county"			
Wooster:					
Retail trade.....	221	26,613	210	1,516	1,205
Wholesale trade.....	29	14,519	27	364	x
Selected service trades.....	64	798	65	142	130
Remainder of county: ^{3/}					
Retail trade.....	294	17,190	318	542	400
Wholesale trade.....	19	9,985	14	224	x
Selected service trades.....	84	511	87	29	25

x Not available.

- 1/ See General Description on this page for changes from the 1939 Census of Business in the coverage of Service Trades.
- 2/ Includes employees paid for less than the full workweek.
- 3/ Except as indicated above, includes figures for establishments, other than wholesale, not located in cities of 2,500 inhabitants or more, and wholesale establishments not located in cities of 5,000 inhabitants or more.

GENERAL DESCRIPTION OF PRELIMINARY RELEASES FOR THE 1948 CENSUS OF BUSINESS

This series of releases, of which one is planned for each county in the United States, presents preliminary results of the 1948 Census of Business. The information is based on reports submitted by business establishments for that Census. The figures shown are preliminary, and are subject to revision in the final Census publications, but the changes are expected to be relatively minor with respect to coverage. The final Census figures will be issued in a series of Business Census bulletins which will show additional detailed kind-of-business information for all places where there are a sufficient number of establishments.

The 1948 Census of Business was taken under the provision of the Act of June 19, 1948, which provides that the Business Census be taken for 1948 and for each fifth year thereafter. Previous Business Censuses were taken for the years 1929, 1933, 1935, and 1939.

Scope of the Census.—The 1948 Census of Business covered all establishments in the following trades, as defined by the Standard Industrial Classification Manual, May 1949 issue, of the Executive Office of the President: all retail trades; all wholesale trades; all service trades in the following four groups—personal services, business services, automobile repairs and services, and miscellaneous repair services; hotels; tourist courts and camps; and amusements, including motion picture theaters. Some important services not covered are radio broadcasting and television, medical and health, legal, educational, nonprofit, accounting, and domestic services.

This coverage is similar to that of the 1939 Business Census. However, "custom trades" and "services incidental to transportation," which are no longer included in the standard classification of the service trades, are not covered by the 1948 Census. In a number of localities, these exclusions as well as

other changes in the standard classification may have a considerable effect in comparing 1948 with 1939 data, particularly with respect to establishment count.

Establishment definition.—For Census purposes, a business establishment is defined to include only enterprises conducted from a recognizable place of business, provided that the annual sales were in excess of \$5,000 for a wholesale trade establishment and \$500 for establishments in other trades. A detailed analysis of coverage will be provided in future Censuses of Business publications.

"Number of establishments" is the number of separate business locations, rather than the number of business companies or organizations, since the Census figures represent information reported separately for each business location or establishment. The establishment count reflects the number of places in business at the end of 1948 excluding administrative and executive offices of multiunit organizations, and "chain store" warehouses.

Sales and receipts.—"1948 sales and receipts" represents sales of merchandise and receipts from repairs and other services to customers. The figures reflect deductions for returned goods and allowances, but not for trade-in allowances; they exclude sales and excise taxes collected from customers and paid directly to any taxing agency.

Proprietors.—"Active proprietors..." represents owners and partners of unincorporated businesses who devoted the major portion of their time to the business in November 1948.

Employment.—"Number of paid employees..." represents all employees on the pay roll for the pay period ending nearest November 15, 1948. "Full workweek" employees, whether regular or seasonal, are those who in the November 15 pay period were paid for working at least the number of hours typically worked in a week by employees of the reporting establishment.

1948 CENSUS OF BUSINESS

RETAIL, WHOLESALE, SERVICE TRADES

U. S. DEPARTMENT OF COMMERCE
BUREAU OF THE CENSUS

PRELIMINARY

For Release May 15, 1950

Release Series BC-1P-34-086

WILLIAMS COUNTY, OHIO

Retail, wholesale, and service establishments located in Williams County, Ohio, showed a substantial expansion in dollar volume of trade from 1939 to 1948 according to preliminary figures from the 1948 Census of Business released today by the Bureau of the Census, U. S. Department of Commerce.

Retail sales in the county during 1948 aggregated \$24.3 million, an increase of 200 percent over the \$8.1 million in 1939, when the preceding Census of Business was taken. Wholesale sales in the county reached a total of \$19.1 million in 1948 as compared with \$5.7 million in 1939. The service trades included in the Census of Business recorded receipts totaling \$1.0 million in 1948 compared with \$0.4 million in 1939.

Employment in the county also rose over the 9-year period between 1939 and 1948 for the above trades. Establishments in these trades reported a combined total of 1,596 paid employees for the workweek ended nearest November 15, 1948. This compared with a total of 1048 employees reported for the week of November 15, 1939.

These preliminary figures have been derived from a Census report on Williams County, Ohio, which also includes data for the cities of Bryan and Montpelier. Final figures, superseding the preliminary data for Williams County, will be included in a Bulletin for the State of Ohio to be issued in several months. Similar data will be made available this year in preliminary and final form for each of the counties and States. A single copy of the preliminary release for Williams County as well as an order blank for other area releases may be obtained by writing to the Bureau of the Census, Washington 25, D. C.

Table 1.—CENSUS OF BUSINESS PRELIMINARY RESULTS FOR 1948, BY TRADE GROUP

WILLIAMS COUNTY, OHIO

Trade group and kind of business	Number of establishments	1948 sales and receipts (Thousand dollars)	Active proprietors of unincorporated businesses Nov. 1948	Paid employees, workweek ended nearest Nov. 15, 1948	
				Total employees ¹	Full workweek employees
RETAIL TRADE, total.....	415	24,291	429	1,197	923
Food group.....	88	5,449	93	182	129
Eating and drinking places.....	59	1,748	66	195	151
General merchandise group, general stores....	14	1,414	9	151	103
Apparel group.....	24	889	24	44	27
Furniture-home furnishings-appliance group..	33	1,041	37	48	35
Automotive group.....	31	3,563	30	148	133
Gasoline service stations.....	63	1,998	71	81	63
Lumber-building-hardware group.....	57	4,252	57	210	172
Drug and proprietary stores.....	9	492	9	27	18
All other retail stores.....	37	3,445	33	111	92
WHOLESALE TRADE, total.....	47	19,101	30	293	x
Merchant wholesalers.....	15	7,477	14	161	x
Other types of wholesale.....	32	11,624	16	132	x
SELECTED SERVICE TRADES, ² /total.....	121	1,008	136	106	91
Personal services.....	71	609	76	81	74
All other service trades.....	50	399	60	25	17
HOTELS.....	6	140	6	24	18
AMUSEMENTS.....	10	220	8	66	x

x Not available.

1/ Includes employees paid for less than the full workweek.

2/ See General Description on last page for changes from the 1939 Census of Business in the coverage of Service Trades.

Table 2.—CENSUS OF BUSINESS PRELIMINARY RESULTS FOR 1948 FOR CITIES OF 2,500 INHABITANTS OR MORE
WILLIAMS COUNTY, OHIO

(Data omitted for trade groups where necessary to avoid disclosure)

City and trade group ¹	Number of establishments	1948 sales and receipts (Thousand dollars)	Active proprietors of unincorporated businesses Nov. 1948	Paid employees, workweek ended nearest Nov. 15, 1948	
				Total employees ²	Full workweek employees
Bryan:					
Retail trade.....	124	8,805	116	523	409
Wholesale trade.....	16	8,908	8	111	x
Selected service trades.....	40	452	44	67	58
Montpelier:					
Retail trade.....	77	5,614	82	270	211
Selected service trades.....	30	252	32	24	22
Remainder of county:^{2/}					
Retail trade.....	214	9,872	231	404	303
Wholesale trade.....	31	10,193	22	182	x
Selected service trades.....	51	304	60	15	11

x Not available.

1/ See General Description on this page for changes from the 1939 Census of Business in the coverage of Service Trades.

2/ Includes employees paid for less than the full workweek.

3/ Includes figures for establishments, other than wholesale, not located in cities of 2,500 inhabitants or more, and wholesale establishments not located in cities of 5,000 inhabitants or more.

GENERAL DESCRIPTION OF PRELIMINARY RELEASES FOR THE 1948 CENSUS OF BUSINESS

This series of releases, of which one is planned for each county in the United States, presents preliminary results of the 1948 Census of Business. The information is based on reports submitted by business establishments for that Census. The figures shown are preliminary, and are subject to revision in the final Census publications, but the changes are expected to be relatively minor with respect to coverage. The final Census figures will be issued in a series of Business Census bulletins which will show additional detailed kind-of-business information for all places where there are a sufficient number of establishments.

The 1948 Census of Business was taken under the provision of the Act of June 19, 1948, which provides that the Business Census be taken for 1948 and for each fifth year thereafter. Previous Business Censuses were taken for the years 1929, 1933, 1935, and 1939.

Scope of the Census.—The 1948 Census of Business covered all establishments in the following trades, as defined by the Standard Industrial Classification Manual, May 1949 issue, of the Executive Office of the President: all retail trades; all wholesale trades; all service trades in the following four groups—personal services, business services, automobile repairs and services, and miscellaneous repair services; hotels; tourist courts and camps; and amusements, including motion picture theaters. Some important services not covered are radio broadcasting and television, medical and health, legal, educational, nonprofit, accounting, and domestic services.

This coverage is similar to that of the 1939 Business Census. However, "custom trades" and "services incidental to transportation," which are no longer included in the standard classification of the service trades, are not covered by the 1948 Census. In a number of localities, these exclusions as well as

other changes in the standard classification may have a considerable effect in comparing 1948 with 1939 data, particularly with respect to establishment count.

Establishment definition.—For Census purposes, a business establishment is defined to include only enterprises conducted from a recognizable place of business, provided that the annual sales were in excess of \$5,000 for a wholesale trade establishment and \$500 for establishments in other trades. A detailed analysis of coverage will be provided in future Censuses of Business publications.

"Number of establishments" is the number of separate business locations, rather than the number of business companies or organizations, since the Census figures represent information reported separately for each business location or establishment. The establishment count reflects the number of places in business at the end of 1948 excluding administrative and executive offices of multiunit organizations, and "chain store" warehouses.

Sales and receipts.—"1948 sales and receipts" represents sales of merchandise and receipts from repairs and other services to customers. The figures reflect deductions for returned goods and allowances, but not for trade-in allowances; they exclude sales and excise taxes collected from customers and paid directly to any taxing agency.

Proprietors.—"Active proprietors..." represents owners and partners of unincorporated businesses who devoted the major portion of their time to the business in November 1948.

Employment.—"Number of paid employees..." represents all employees on the pay roll for the pay period ending nearest November 15, 1948. "Full workweek" employees, whether regular or seasonal, are those who in the November 15 pay period were paid for working at least the number of hours typically worked in a week by employees of the reporting establishment.

1948 CENSUS OF BUSINESS

RETAIL, WHOLESALE, SERVICE TRADES

U. S. DEPARTMENT OF COMMERCE
BUREAU OF THE CENSUS

PRELIMINARY

For Release May 15, 1950

Release Series BC-1P-34-087

WOOD COUNTY, OHIO

Retail, wholesale, and service establishments located in Wood County, Ohio, showed a substantial expansion in dollar volume of trade from 1939 to 1948 according to preliminary figures from the 1948 Census of Business released today by the Bureau of the Census, U. S. Department of Commerce.

Retail sales in the county during 1948 aggregated \$42.4 million, an increase of 239 percent over the \$12.5 million in 1939, when the preceding Census of Business was taken. Wholesale sales in the county reached a total of \$22.5 million in 1948 as compared with \$5.9 million in 1939. The service trades included in the Census of Business recorded receipts totaling \$1.5 million in 1948 compared with \$0.6 million in 1939.

Employment in the county also rose over the 9-year period between 1939 and 1948 for the above trades. Establishments in these trades reported a combined total of 2,433 paid employees for the workweek ended nearest November 15, 1948. This compared with a total of 1,566 employees reported for the week of November 15, 1939.

These preliminary figures have been derived from a Census report on Wood County, Ohio, which also includes data for the cities of Bowling Green, North Baltimore, Perrysburg, and Rossford. Final figures, superseding the preliminary data for Wood County, will be included in a Bulletin for the State of Ohio to be issued in several months. Similar data will be made available this year in preliminary and final form for each of the counties and States. A single copy of the preliminary release for Wood County as well as an order blank for other area releases may be obtained by writing to the Bureau of the Census, Washington 25, D. C.

Table 1.—CENSUS OF BUSINESS PRELIMINARY RESULTS FOR 1948, BY TRADE GROUP
WOOD COUNTY, OHIO

Trade group and kind of business	Number of establishments	1948 sales and receipts (Thousand dollars)	Active proprietors of unincorporated businesses Nov. 1948	Paid employees, workweek ended nearest Nov. 15, 1948	
				Total employees ¹	Full workweek employees
RETAIL TRADE, total.....	703	42,364	743	2,006	1,443
Food group.....	168	11,315	185	367	236
Eating and drinking places.....	114	3,337	115	397	258
General merchandise grp, general stores	35	4,195	29	354	228
Apparel group.....	17	939	17	50	33
Furniture-home furnishings-appliance grp	42	1,324	45	45	39
Automotive group.....	53	8,181	55	242	234
Gasoline service stations.....	104	3,701	109	142	110
Lumber-building-hardware group.....	81	5,984	99	208	189
Drug and proprietary stores.....	20	1,039	22	71	42
All other retail stores.....	69	2,349	67	130	74
WHOLESALE TRADE, total.....	48	22,534	21	252	x
Merchant wholesalers.....	14	2,334	12	53	x
Other types of wholesale.....	34	20,200	9	199	x
SELECTED SERVICE TRADES, ² /total.....	205	1,521	219	175	150
Personal services.....	118	762	121	119	100
All other service trades.....	87	759	98	56	50
TOURIST COURTS AND CAMPS.....	5	12	5	1	1
AMUSEMENTS.....	20	502	16	89	x

x Not available.

¹/ Includes employees paid for less than the full workweek.

²/ See General Description on last page for changes from the 1939 Census of Business in the coverage of Service Trades.

Table 2.—CENSUS OF BUSINESS PRELIMINARY RESULTS FOR 1948 FOR CITIES OF 2,500 INHABITANTS OR MORE

WOOD COUNTY, OHIO

(Data omitted for trade groups where necessary to avoid disclosure)

City and trade group ¹	Number of establishments	1948 sales and receipts (Thousand dollars)	Active proprietors of unincorporated businesses Nov. 1948	Paid employees, workweek ended nearest Nov. 15, 1948	
				Total employees ²	Full workweek employees
Bowling Green:					
Retail trade.....	167	15,398	166	951	674
Wholesale trade.....	10	3,983	8	65	x
Selected service trades...	51	583	54	108	90
North Baltimore:					
Retail trade.....	53	3,220	58	160	113
Selected service trades...	22	150	26	9	8
Perrysburg:					
Retail trade.....	64	4,685	73	216	160
Selected service trades...	17	121	20	16	16
Rossford:					
Retail trade.....	46	2,140	47	80	58
Selected service trades...	19	101	19	10	8
Remainder of county:^{3/}					
Retail trade.....	373	16,921	399	599	438
Wholesale trade.....	38	18,551	13	187	x
Selected service trades...	96	566	100	32	28

x Not available.

1/ See General Description on this page for changes from the 1939 Census of Business in the coverage of Service Trades.

2/ Includes employees paid for less than the full workweek.

3/ Includes figures for establishments, other than wholesale, not located in cities of 2,500 inhabitants or more, and wholesale establishments not located in cities of 5,000 inhabitants or more.

GENERAL DESCRIPTION OF PRELIMINARY RELEASES FOR THE 1948 CENSUS OF BUSINESS

This series of releases, of which one is planned for each county in the United States, presents preliminary results of the 1948 Census of Business. The information is based on reports submitted by business establishments for that Census. The figures shown are preliminary, and are subject to revision in the final Census publications, but the changes are expected to be relatively minor with respect to coverage. The final Census figures will be issued in a series of Business Census bulletins which will show additional detailed kind-of-business information for all places where there are a sufficient number of establishments.

The 1948 Census of Business was taken under the provision of the Act of June 19, 1948, which provides that the Business Census be taken for 1948 and for each fifth year thereafter. Previous Business Censuses were taken for the years 1929, 1933, 1935, and 1939.

Scope of the Census.—The 1948 Census of Business covered all establishments in the following trades, as defined by the Standard Industrial Classification Manual, May 1949 issue, of the Executive Office of the President: all retail trades; all wholesale trades; all service trades in the following four groups—personal services, business services, automobile repairs and services, and miscellaneous repair services; hotels; tourist courts and camps; and amusements, including motion picture theaters. Some important services not covered are radio broadcasting and television, medical and health, legal, educational, nonprofit, accounting, and domestic services.

This coverage is similar to that of the 1939 Business Census. However, "custom trades" and "services incidental to transportation," which are no longer included in the standard classification of the service trades, are not covered by the 1948 Census. In a number of localities, these exclusions as well as

other changes in the standard classification may have a considerable effect in comparing 1948 with 1939 data, particularly with respect to establishment count.

Establishment definition.—For Census purposes, a business establishment is defined to include only enterprises conducted from a recognizable place of business, provided that the annual sales were in excess of \$5,000 for a wholesale trade establishment and \$500 for establishments in other trades. A detailed analysis of coverage will be provided in future Censuses of Business publications.

"Number of establishments" is the number of separate business locations, rather than the number of business companies or organizations, since the Census figures represent information reported separately for each business location or establishment. The establishment count reflects the number of places in business at the end of 1948 excluding administrative and executive offices of multiunit organizations, and "chain store" warehouses.

Sales and receipts.—"1948 sales and receipts" represents sales of merchandise and receipts from repairs and other services to customers. The figures reflect deductions for returned goods and allowances, but not for trade-in allowances; they exclude sales and excise taxes collected from customers and paid directly to any taxing agency.

Proprietors.—"Active proprietors..." represents owners and partners of unincorporated businesses who devoted the major portion of their time to the business in November 1948.

Employment.—"Number of paid employees..." represents all employees on the pay roll for the pay period ending nearest November 15, 1948. "Full workweek" employees, whether regular or seasonal, are those who in the November 15 pay period were paid for working at least the number of hours typically worked in a week by employees of the reporting establishment.

1948 CENSUS OF BUSINESS

RETAIL, WHOLESALE, SERVICE TRADES

U. S. DEPARTMENT OF COMMERCE
BUREAU OF THE CENSUS

PRELIMINARY

For Release May 4, 1950

Release Series BG-1P-34-088

WYANDOT COUNTY, OHIO

Retail, wholesale, and service establishments located in Wyandot County, Ohio, showed a substantial expansion in dollar volume of trade from 1939 to 1948 according to preliminary figures from the 1948 Census of Business released today by the Bureau of the Census, U. S. Department of Commerce.

Retail sales in the county during 1948 aggregated \$15.1 million, an increase of 170 percent over the \$5.6 million in 1939, when the preceding Census of Business was taken. Wholesale sales in the county reached a total of \$10.4 million in 1948 as compared with \$2.5 million in 1939. The service trades included in the Census of Business recorded receipts totaling \$613,000 in 1948 compared with \$236,000 in 1939.

Employment in the county also rose over the 9-year period between 1939 and 1948 for the above trades. Establishments in these trades reported a combined total of 971 paid employees for the workweek ended nearest November 15, 1948. This compared with a total of 690 employees reported for the week of November 15, 1939.

These preliminary figures have been derived from a Census report on Wyandot County, Ohio, which also includes data for the cities of Carey and Upper Sandusky. Final figures superseding the preliminary data for Wyandot County, will be included in a Bulletin for the State of Ohio to be issued in several months. Similar data will be made available this year in preliminary and final form for each of the counties and States. A single copy of the preliminary release for Wyandot County as well as an order blank for other area releases may be obtained by writing to the Bureau of the Census, Washington 25, D.C.

Table 1.—CENSUS OF BUSINESS PRELIMINARY RESULTS FOR 1948, BY TRADE GROUP
WYANDOT COUNTY, OHIO

Trade group and kind of business	Number of establishments	1948 sales and receipts (Thousand dollars)	Active proprietors of unincorporated businesses Nov. 1948	Paid employees, workweek ended nearest Nov. 15, 1948	
				Total employees ¹	Full workweek employees
RETAIL TRADE, total.....	263	15,142	275	744	574
Food group.....	56	3,368	61	104	77
Eating and drinking places.....	44	1,243	47	176	127
General merchandise grp, general stores	9	615	16	49	33
Apparel group.....	13	480	14	36	19
Furniture-home furnishgs-appliance grp	19	732	15	25	20
Automotive group.....	27	2,769	26	99	85
Gasoline service stations.....	29	1,127	32	45	32
Lumber-building-hardware group.....	36	3,319	39	153	136
Drug and proprietary stores.....	6	372	5	23	15
All other retail stores.....	24	1,117	20	34	30
WHOLESALE TRADE, total.....	31	10,386	25	151	x
Merchant wholesalers.....	9	846	10	43	x
Other types of wholesale.....	22	9,540	15	108	x
SELECTED SERVICE TRADES, 2/ total.....	68	613	76	76	71
Personal services.....	41	419	46	67	62
All other service trades.....	27	194	30	9	9
TOURIST COURTS AND CAMPS.....	5	25	8	1	-
AMUSEMENTS.....	8	164	6	32	x

x Not available.

1/ Includes employees paid for less than the full workweek.

2/ See General Description on last page for changes from the 1939 Census of Business in the coverage of Service Trades.

Table 2.—CENSUS OF BUSINESS PRELIMINARY RESULTS FOR 1948 FOR CITIES OF 2,500 INHABITANTS OR MORE

WYANDOT COUNTY, OHIO

(Data omitted for trade groups where necessary to avoid disclosure)

City and trade group ¹	Number of establishments	1948 sales and receipts (Thousand dollars)	Active proprietors of unincorporated businesses Nov. 1948	Paid employees, workweek ended nearest Nov. 15, 1948	
				Total employees ²	Full workweek employees
Carey:					
Retail trade.....	63	3,780	68	184	145
Selected service trades..	23	167	25	9	8
Upper Sandusky:					
Retail trade.....	104	7,749	101	433	336
Selected service trades...		Included in "Remainder of county"			
Remainder of county:					
Retail trade.....	96	3,613	106	127	93
Selected service trades...	45	446	51	67	63

1/ See General Description on this page for changes from the 1939 Census of Business in the coverage of Service Trades.

2/ Includes employees paid for less than the full workweek

GENERAL DESCRIPTION OF PRELIMINARY RELEASES FOR THE 1948 CENSUS OF BUSINESS

This series of releases, of which one is planned for each county in the United States, presents preliminary results of the 1948 Census of Business. The information is based on reports submitted by business establishments for that Census. The figures shown are preliminary, and are subject to revision in the final Census publications, but the changes are expected to be relatively minor with respect to coverage. The final Census figures will be issued in a series of Business Census bulletins which will show additional detailed kind-of-business information for all places where there are a sufficient number of establishments.

The 1948 Census of Business was taken under the provision of the Act of June 19, 1948, which provides that the Business Census be taken for 1948 and for each fifth year thereafter. Previous Business Censuses were taken for the years 1929, 1933, 1935, and 1939.

Scope of the Census.—The 1948 Census of Business covered all establishments in the following trades, as defined by the Standard Industrial Classification Manual, May 1949 issue, of the Executive Office of the President: all retail trades; all wholesale trades; all service trades in the following four groups—personal services, business services, automobile repairs and services, and miscellaneous repair services; hotels; tourist courts and camps; and amusements, including motion picture theaters. Some important services not covered are radio broadcasting and television, medical and health, legal, educational, nonprofit, accounting, and domestic services.

This coverage is similar to that of the 1939 Business Census. However, "custom trades" and "services incidental to transportation," which are no longer included in the standard classification of the service trades, are not covered by the 1948 Census. In a number of localities, these exclusions as well as

other changes in the standard classification may have a considerable effect in comparing 1948 with 1939 data, particularly with respect to establishment count.

Establishment definition.—For Census purposes, a business establishment is defined to include only enterprises conducted from a recognizable place of business, provided that the annual sales were in excess of \$5,000 for a wholesale trade establishment and \$500 for establishments in other trades. A detailed analysis of coverage will be provided in future Census of Business publications.

"Number of establishments" is the number of separate business locations, rather than the number of business companies or organizations, since the Census figures represent information reported separately for each business location or establishment. The establishment count reflects the number of places in business at the end of 1948 excluding administrative and executive offices of multiunit organizations, and "chain store" warehouses.

Sales and receipts.—"1948 sales and receipts" represents sales of merchandise and receipts from repairs and other services to customers. The figures reflect deductions for returned goods and allowances, but not for trade-in allowances; they exclude sales and excise taxes collected from customers and paid directly to any taxing agency.

Proprietors.—"Active proprietors..." represents owners and partners of unincorporated businesses who devoted the major portion of their time to the business in November 1948.

Employment.—"Number of paid employees..." represents all employees on the pay roll for the pay period ending nearest November 15, 1948. "Full workweek" employees, whether regular or seasonal, are those who in the November 15 pay period were paid for working at least the number of hours typically worked in a week by employees of the reporting establishment.





OKLAHOMA

counties

OKLAHOMA

1. Adair
2. Alfalfa
3. Atoka
4. Beaver
5. Beckham
6. Blaine
7. Bryan
8. Caddo
9. Canadian
10. Carter
11. Cherokee
12. Choctaw
13. Cimarron
14. Cleveland
15. Coal
16. Comanche
17. Cotton
18. Craig
19. Creek
20. Custer
21. Delaware
22. Dewey
23. Ellis
24. Garfield
25. Garvin
26. Grady
27. Grant
28. Greer
29. Harmon
30. Harper
31. Haskell
32. Hughes
33. Jackson
34. Jefferson
35. Johnston
36. Kay
37. Kingfisher
38. Kiowa
39. Latimer
40. Le Flore
41. Lincoln
42. Logan
43. Love
44. McClain
45. McCurtain
46. McIntosh
47. Major
48. Marshall
49. Mayes
50. Murray
51. Muskogee
52. Noble
53. Nowata
54. Okfuskee
55. Oklahoma
56. Okmulgee
57. Osage
58. Ottawa
59. Pawnee
60. Payne
61. Pittsburg
62. Pontotoc
63. Pottawatomie
64. Pushmataha
65. Roger Mills
66. Rogers
67. Seminole
68. Sequoyah
69. Stephens
70. Texas
71. Tillman
72. Tulsa
73. Wagoner
74. Washington
75. Washita
76. Woods
77. Woodward



1948 CENSUS OF BUSINESS

RETAIL, WHOLESALE, SERVICE TRADES

U. S. DEPARTMENT OF COMMERCE
BUREAU OF THE CENSUS

PRELIMINARY

For Release May 29, 1950

Release Series BC-1P-35-000

OKLAHOMA

Retail, wholesale, and service establishments located in Oklahoma showed a substantial expansion in dollar volume of trade from 1939 to 1948 according to preliminary figures from the 1948 Census of Business released today by the Bureau of the Census, U. S. Department of Commerce.

Retail sales in the State during 1948 aggregated \$1,634,200,000, an increase of 218 percent over the \$513,100,000 sales in 1939, when the preceding Census of Business was taken. Wholesale sales volume in the State showed a 273 percent rise over the same period, reaching a total of \$1,719,800,000 in 1948 as compared with \$461,500,000 in 1939. The service trades included in the Census of Business reported receipts totaling \$101,000,000 in 1948 compared with \$31,500,000 in 1939. Hotel receipts moved from \$6,800,000 in 1939 to \$16,500,000 in 1948. Amusements businesses in the State recorded receipts of \$23,700,000 in 1948 compared with \$10,400,000 in 1939.

Employment in the State also rose over the 9-year period between 1939 and 1948 for the trades covered by the Census of Business. Retail trade establishments reported 87,592 paid employees for the workweek ended nearest November 15, 1948. Of these, 72,637 worked the full week, and the remainder part of the week. The comparable total and full workweek figures for 1939 were 62,774 and 50,302. Wholesale trade establishments reported a total of 25,019 full- and part-week employees for the week of November 15, 1948, compared with 16,234 for the same week in 1939. For the selected service trades, November 15, 1948, paid employees numbered 16,442; the comparable figure for 1939, adjusted for change in scope between the two Censuses, was 12,211.

These preliminary figures have been compiled from similar releases being made available for each county in Oklahoma. Final figures, superseding the preliminary data for Oklahoma, will be included in a State Bulletin to be issued in several months. Similar data will be made available in preliminary and final form for each of the States.

A single copy of the preliminary release for the State of Oklahoma as well as an order blank for other area releases may be obtained by writing to the Bureau of the Census, Washington 25, D. C.

Table 1.—CENSUS OF BUSINESS PRELIMINARY RESULTS FOR 1948, BY TRADE GROUP

OKLAHOMA

Trade group and kind of business	Number of establishments	1948 sales and receipts (Thousand dollars)	Active proprietors of unincorporated businesses Nov. 1948	Paid employees, workweek ended nearest Nov. 15, 1948	
				Total employees ¹	Full workweek employees
RETAIL TRADE, total.....	26,832	1,634,205	27,004	87,592	72,637
Food group.....	6,830	356,532	7,004	11,257	8,660
Eating and drinking places.....	5,154	94,657	5,423	15,489	13,003
General merchandise grp, general stores..	1,241	204,002	1,023	16,341	12,038
Apparel group.....	1,117	95,663	1,094	5,820	4,824
Furniture-home furnishgs-appliance grp..	1,228	83,491	1,273	4,542	4,039
Automotive group.....	2,055	336,293	2,105	10,965	10,512
Gasoline service stations.....	3,808	99,934	3,926	4,978	4,054
Lumber-building-hardware group.....	2,087	211,425	1,787	8,339	7,423
Drug and proprietary stores.....	1,045	60,890	1,070	4,932	3,955
All other retail stores.....	2,267	91,318	2,299	4,929	4,129
WHOLESALE TRADE, total.....	3,675	1,719,811	2,572	25,019	x
Merchant wholesalers, total.....	1,720	736,723	1,254	16,946	x
Groceries, confectionery, meat.....	166	114,954	125	2,213	x
Farm products, edible.....	159	56,832	155	2,209	x
Tobacco.....	74	32,444	76	375	x
Furniture, home furnishings.....	19	14,237	10	326	x
Automotive supplies.....	258	36,178	206	1,642	x
Electrical merchandise.....	57	47,834	41	864	x
Hardware, plumbing, heating.....	55	31,677	34	809	x
Lumber, construction materials.....	66	24,876	33	822	x
Mach'y, equip't, industrial supplies..	425	172,458	252	3,694	x
All other merchant wholesalers.....	441	205,233	322	3,992	x
Manufact'rs' sales branches, offices....	270	323,537	10	3,681	x
Petroleum bulk plants, terminals.....	814	147,849	776	1,568	x
Agents, brokers (merchandise).....	171	279,372	178	892	x
Assemblers of farm products.....	700	232,330	354	1,932	x
SELECTED SERVICE TRADES, total.....	9,271	100,998	9,824	16,442	14,886
Personal services.....	5,381	50,652	5,655	11,213	10,215
Business services.....	266	8,970	248	1,210	1,038
Automotive repairs and services.....	2,024	24,113	2,197	2,380	2,200
Other repairs and services.....	1,600	17,263	1,724	1,639	1,433
HOTELS.....	595	16,539	526	4,120	3,889
TOURIST COURTS AND CAMPS.....	402	2,910	413	266	219
AMUSEMENTS.....	1,013	23,658	793	3,764	x

x Not available.

¹/ Includes employees paid for less than the full workweek.

1948 CENSUS OF BUSINESS

RETAIL, WHOLESALE, SERVICE TRADES

U. S. DEPARTMENT OF COMMERCE
BUREAU OF THE CENSUS

PRELIMINARY

For Release April 12, 1950

Release Series BC-1P-35-001

ADAIR COUNTY, OKLA.

Retail, wholesale, and service establishments located in Adair County, Oklahoma, showed a substantial expansion in dollar volume of trade from 1939 to 1948 according to preliminary figures from the 1948 Census of Business released today by the Bureau of the Census, U. S. Department of Commerce.

Retail sales in the county during 1948 aggregated \$3.8 million, an increase of 280 percent over the \$1.0 million in 1939, when the preceding Census of Business was taken. Wholesale sales in the county reached a total of \$1.8 million in 1948 as compared with \$0.6 million in 1939. The service trades included in the Census of Business recorded receipts totaling \$125,000 in 1948 compared with \$43,000 in 1939.

Employment in the county also rose over the 9-year period between 1939 and 1948 for the above trades. Establishments in these trades reported a combined total of 267 paid employees for the workweek ended nearest November 15, 1948. This compared with a total of 202 employees reported for the week of November 15, 1939.

These preliminary figures have been derived from a Census report on Adair County, Oklahoma. Final figures, superseding the preliminary data for Adair County, will be included in a Bulletin for the State of Oklahoma to be issued in several months. Similar data will be made available this year in preliminary and final form for each of the counties and States. A single copy of the preliminary release for Adair County as well as an order blank for other area releases may be obtained by writing to the Bureau of the Census, Washington 25, D. C.

Table 1.—CENSUS OF BUSINESS PRELIMINARY RESULTS FOR 1948, BY TRADE GROUP
ADAIR COUNTY, OKLA.

Trade group and kind of business	Number of establishments	1948 sales and receipts (Thousand dollars)	Active proprietors of unincorporated businesses Nov. 1948	Paid employees, workweek ended nearest Nov. 15, 1948	
				Total employees ¹	Full workweek employees
RETAIL TRADE, total.....	148	3,804	155	150	125
Food group.....	45	1,063	51	20	18
Eating and drinking places.....	21	192	21	34	26
Gasoline service stations.....	23	319	25	6	4
All other retail stores.....	59	2,230	58	90	77
WHOLESALE TRADE.....	12	1,815	13	100	x
SELECTED SERVICE TRADES, ^{2/} total..	32	125	31	17	15
Personal services.....	24	95	22	15	13
All other service trades.....	8	30	9	2	2

x Not available.

^{1/} Includes employees paid for less than the full workweek.

^{2/} See General Description on last page for changes from the 1939 Census of Business in the coverage of Service Trades.

GENERAL DESCRIPTION OF PRELIMINARY RELEASES FOR THE 1948 CENSUS OF BUSINESS

This series of releases, of which one is planned for each county in the United States, presents preliminary results of the 1948 Census of Business. The information is based on reports submitted by business establishments for that Census. The figures shown are preliminary, and are subject to revision in the final Census publications, but the changes are expected to be relatively minor with respect to coverage. The final Census figures will be issued in a series of Business Census bulletins which will show additional detailed kind-of-business information for all places where there are a sufficient number of establishments.

The 1948 Census of Business was taken under the provision of the Act of June 19, 1948, which provides that the Business Census be taken for 1948 and for each fifth year thereafter. Previous Business Censuses were taken for the years 1929, 1933, 1935, and 1939.

Scope of the Census.—The 1948 Census of Business covered all establishments in the following trades, as defined by the Standard Industrial Classification Manual, May 1949 issue, of the Executive Office of the President: all retail trades; all wholesale trades; all service trades in the following four groups—personal services, business services, automobile repairs and services, and miscellaneous repair services; hotels; tourist courts and camps; and amusements, including motion picture theaters. Some important services not covered are radio broadcasting and television, medical and health, legal, educational, nonprofit, accounting, and domestic services.

This coverage is similar to that of the 1939 Business Census. However, "custom trades" and "services incidental to transportation," which are no longer included in the standard classification of the service trades, are not covered by the 1948 Census. In a number of localities, these exclusions as well as other changes in the standard classification may have a considerable effect in comparing

1948 with 1939 data, particularly with respect to establishment count.

Establishment definition.—For Census purposes, a business establishment is defined to include only enterprises conducted from a recognizable place of business, provided that the annual sales were in excess of \$5,000 for a wholesale trade establishment and \$500 for establishments in other trades. A detailed analysis of coverage will be provided in future Census of Business publications.

"Number of establishments" is the number of separate business locations, rather than the number of business companies or organizations, since the Census figures represent information reported separately for each business location or establishment. The establishment count reflects the number of places in business at the end of 1948 excluding administrative and executive offices of multiunit organizations, and "chain store" warehouses.

Sales and receipts.—"1948 sales and receipts" represents sales of merchandise and receipts from repairs and other services to customers. The figures reflect deductions for returned goods and allowances, but not for trade-in allowances; they exclude sales and excise taxes collected from customers and paid directly to any taxing agency.

Proprietors.—"Active proprietors..." represents owners and partners of unincorporated businesses who devoted the major portion of their time to the business in November 1948.

Employment.—"Number of paid employees..." represents all employees on the pay roll for the pay period ending nearest November 15, 1948. "Full workweek" employees, whether regular or seasonal, are those who in the November 15 pay period were paid for working at least the number of hours typically worked in a week by employees of the reporting establishment.

1948 CENSUS OF BUSINESS

RETAIL, WHOLESALE, SERVICE TRADES

U. S. DEPARTMENT OF COMMERCE
BUREAU OF THE CENSUS

PRELIMINARY

For Release April 17, 1950

Release Series BC-1P-35-002

ALFALFA COUNTY, OKLA.

Retail, wholesale, and service establishments located in Alfalfa County, Oklahoma, showed a substantial expansion in dollar volume of trade from 1939 to 1948 according to preliminary figures from the 1948 Census of Business released today by the Bureau of the Census, U. S. Department of Commerce.

Retail sales in the county during 1948 aggregated \$7.7 million, an increase of 208 percent over the \$2.5 million in 1939, when the preceding Census of Business was taken. Wholesale sales in the county reached a total of \$10.3 million in 1948 as compared with \$2.3 million in 1939. The service trades included in the Census of Business recorded receipts totaling \$549,000 in 1948 compared with \$152,000 in 1939.

Employment in the county also rose over the 9-year period between 1939 and 1948 for the above trades. Establishments in these trades reported a combined total of 482 paid employees for the workweek ended nearest November 15, 1948. This compared with a total of 347 employees reported for the week of November 15, 1939.

These preliminary figures have been derived from a Census report on Alfalfa County, Oklahoma, which also includes data for the city of Cherokee. Final figures, superseding the preliminary data for Alfalfa County, will be included in a Bulletin for the State of Oklahoma to be issued in several months. Similar data will be made available this year in preliminary and final form for each of the counties and States. A single copy of the preliminary release for Alfalfa County as well as an order blank for other area releases may be obtained by writing to the Bureau of the Census, Washington 25, D. C.

Table 1.—CENSUS OF BUSINESS PRELIMINARY RESULTS FOR 1948, BY TRADE GROUP

ALFALFA COUNTY, OKLA.

Trade group and kind of business	Number of establishments	1948 sales and receipts (Thousand dollars)	Active proprietors of unincorporated businesses Nov. 1948	Paid employees, workweek ended nearest Nov. 15, 1948	
				Total employees ¹	Full workweek employees
RETAIL TRADE, total.....	160	7,745	157	346	270
Food group.....	29	1,865	33	48	42
Eating and drinking places.....	23	423	21	62	57
Apparel group.....	7	334	8	15	10
Furniture-home furnishgs-appliance grp.	7	179	7	8	8
Automotive group.....	13	1,201	17	42	39
Gasoline service stations.....	24	723	24	28	21
Lumber-building-hardware group.....	33	2,114	22	72	55
Drug and proprietary stores.....	13	439	16	28	23
All other retail stores.....	11	467	9	43	15
WHOLESALE TRADE.....	34	10,250	28	88	x
SELECTED SERVICE TRADES, ² /total.....	72	549	76	48	40
Personal services.....	35	197	34	24	18
All other service trades.....	37	352	42	24	22
AMUSEMENTS.....	9	78	8	13	x

x Not available.

¹/ Includes employees paid for less than the full workweek.

²/ See General Description on last page for changes from the 1939 Census of Business in the coverage of Service Trades.

Table 2.—CENSUS OF BUSINESS PRELIMINARY RESULTS FOR 1948 FOR CITIES OF 2,500 INHABITANTS OR MORE

ALFALFA COUNTY, OKLA.

(Data omitted for trade groups where necessary to avoid disclosure)

City and trade group ¹	Number of establishments	1948 sales and receipts (Thousand dollars)	Active proprietors of unincorporated businesses Nov. 1948	Paid employees, workweek ended nearest Nov. 15, 1948	
				Total employees ²	Full workweek employees
Cherokee:					
Retail trade.....	61	4,389	55	223	174
Selected service trades....	25	248	27	24	21
Remainder of county:					
Retail trade.....	99	3,356	102	123	96
Selected service trades....	47	301	49	24	19

1/ See General Description on this page for changes from the 1939 Census of Business in the coverage of Service Trades.

2/ Includes employees paid for less than the full workweek.

GENERAL DESCRIPTION OF PRELIMINARY RELEASES FOR THE 1948 CENSUS OF BUSINESS

This series of releases, of which one is planned for each county in the United States, presents preliminary results of the 1948 Census of Business. The information is based on reports submitted by business establishments for that Census. The figures shown are preliminary, and are subject to revision in the final Census publications, but the changes are expected to be relatively minor with respect to coverage. The final Census figures will be issued in a series of Business Census bulletins which will show additional detailed kind-of-business information for all places where there are a sufficient number of establishments.

The 1948 Census of Business was taken under the provision of the Act of June 19, 1948, which provides that the Business Census be taken for 1948 and for each fifth year thereafter. Previous Business Censuses were taken for the years 1929, 1933, 1935, and 1939.

Scope of the Census.—The 1948 Census of Business covered all establishments in the following trades, as defined by the Standard Industrial Classification Manual, May 1949 issue, of the Executive Office of the President: all retail trades; all wholesale trades; all service trades in the following four groups—personal services, business services, automobile repairs and services, and miscellaneous repair services; hotels; tourist courts and camps; and amusements, including motion picture theaters. Some important services not covered are radio broadcasting and television, medical and health, legal, educational, nonprofit, accounting, and domestic services.

This coverage is similar to that of the 1939 Business Census. However, "custom trades" and "services incidental to transportation," which are no longer included in the standard classification of the service trades, are not covered by the 1948 Census. In a number of localities, these exclusions as well as other changes in the standard classification may have

a considerable effect in comparing 1948 with 1939 data, particularly with respect to establishment count.

Establishment definition.—For Census purposes, a business establishment is defined to include only enterprises conducted from a recognizable place of business, provided that the annual sales were in excess of \$5,000 for a wholesale trade establishment and \$500 for establishments in other trades. A detailed analysis of coverage will be provided in future Census of Business publications.

"Number of establishments" is the number of separate business locations, rather than the number of business companies or organizations, since the Census figures represent information reported separately for each business location or establishment. The establishment count reflects the number of places in business at the end of 1948 excluding administrative and executive offices of multiunit organizations, and "chain store" warehouses.

Sales and receipts.—"1948 sales and receipts" represents sales of merchandise and receipts from repairs and other services to customers. The figures reflect deductions for returned goods and allowances, but not for trade-in allowances; they exclude sales and excise taxes collected from customers and paid directly to any taxing agency.

Proprietors.—"Active proprietors..." represents owners and partners of unincorporated businesses who devoted the major portion of their time to the business in November 1948.

Employment.—"Number of paid employees..." represents all employees on the pay roll for the pay period ending nearest November 15, 1948. "Full workweek" employees, whether regular or seasonal, are those who in the November 15 pay period were paid for working at least the number of hours typically worked in a week by employees of the reporting establishment.

1948 CENSUS OF BUSINESS

RETAIL, WHOLESALE, SERVICE TRADES

U. S. DEPARTMENT OF COMMERCE
BUREAU OF THE CENSUS

PRELIMINARY

For Release April 27, 1950

Release Series BC-1P-35-003

ATOKA COUNTY, OKLA.

Retail, wholesale, and service establishments located in Atoka County, Oklahoma, showed a substantial expansion in dollar volume of trade from 1939 to 1948 according to preliminary figures from the 1948 Census of Business released today by the Bureau of the Census, U. S. Department of Commerce.

Retail sales in the county during 1948 aggregated \$5.3 million, an increase of 231 percent over the \$1.6 million in 1939, when the preceding Census of Business was taken. Wholesale sales in the county reached a total of \$903,000 in 1948 as compared with \$344,000 in 1939. The service trades included in the Census of Business recorded receipts totaling \$194,000 in 1948 compared with \$53,000 in 1939.

Employment in the county also rose over the 9-year period between 1939 and 1948 for the above trades. Establishments in these trades reported a combined total of 311 paid employees for the workweek ended nearest November 15, 1948. This compared with a total of 210 employees reported for the week of November 15, 1939.

These preliminary figures have been derived from a Census report on Atoka County, Oklahoma, which also includes data for the city of Atoka. Final figures, superseding the preliminary data for Atoka County, will be included in a Bulletin for the State of Oklahoma to be issued in several months. Similar data will be made available this year in preliminary and final form for each of the counties and States. A single copy of the preliminary release for Atoka County as well as an order blank for other area releases may be obtained by writing to the Bureau of the Census, Washington 25, D. C.

Table 1.—CENSUS OF BUSINESS PRELIMINARY RESULTS FOR 1948, BY TRADE GROUP

ATOKA COUNTY, OKLA.

Trade group and kind of business	Number of establishments	1948 sales and receipts (Thousand dollars)	Active proprietors of unincorporated businesses Nov. 1948	Paid employees, workweek ended nearest Nov. 15, 1948	
				Total employees ¹	Full workweek employees
RETAIL TRADE, total.....	147	5,329	157	267	214
Food group.....	62	1,514	66	47	34
Eating and drinking places.....	23	400	24	68	61
Gasoline service stations.....	20	433	21	12	10
All other retail stores.....	42	2,982	46	140	109
WHOLESALE TRADE.....	9	903	9	8	x
SELECTED SERVICE TRADES, ² /total.....	38	194	41	36	27
Personal services.....	21	113	22	25	20
All other service trades.....	17	81	19	11	7

x Not available.

¹/ Includes employees paid for less than the full workweek.

²/ See General Description on last page for changes from the 1939 Census of Business in the coverage of Service Trades.

Table 2.—CENSUS OF BUSINESS PRELIMINARY RESULTS FOR 1948 FOR CITIES OF 2,500 INHABITANTS OR MORE

ATOKA COUNTY, OKLA.

(Data omitted for trade groups where necessary to avoid disclosure)

City and trade group	Number of establishments	1948 sales and receipts (Thousand dollars)	Active proprietors of unincorporated businesses Nov. 1948	Paid employees, workweek ended nearest Nov. 15, 1948	
				Total employees ¹	Full workweek employees
Atoka:					
Retail trade.....	81	4,257	90	228	193
Remainder of county:					
Retail trade.....	66	1,072	67	39	21

¹/ Includes employees paid for less than the full workweek.

GENERAL DESCRIPTION OF PRELIMINARY RELEASES FOR THE 1948 CENSUS OF BUSINESS

This series of releases, of which one is planned for each county in the United States, presents preliminary results of the 1948 Census of Business. The information is based on reports submitted by business establishments for that Census. The figures shown are preliminary, and are subject to revision in the final Census publications, but the changes are expected to be relatively minor with respect to coverage. The final Census figures will be issued in a series of Business Census bulletins which will show additional detailed kind-of-business information for all places where there are a sufficient number of establishments.

The 1948 Census of Business was taken under the provision of the Act of June 19, 1948, which provides that the Business Census be taken for 1948 and for each fifth year thereafter. Previous Business Censuses were taken for the years 1929, 1933, 1935, and 1939.

Scope of the Census.—The 1948 Census of Business covered all establishments in the following trades, as defined by the Standard Industrial Classification Manual, May 1949 issue, of the Executive Office of the President: all retail trades; all wholesale trades; all service trades in the following four groups—personal services, business services, automobile repairs and services, and miscellaneous repair services; hotels; tourist courts and camps; and amusements, including motion picture theaters. Some important services not covered are radio broadcasting and television, medical and health, legal, educational, nonprofit, accounting, and domestic services.

This coverage is similar to that of the 1939 Business Census. However, "custom trades" and "services incidental to transportation," which are no longer included in the standard classification of the service trades, are not covered by the 1948 Census. In a number of localities, these exclusions as well as other changes in the standard classification may have

a considerable effect in comparing 1948 with 1939 data, particularly with respect to establishment count.

Establishment definition.—For Census purposes, a business establishment is defined to include only enterprises conducted from a recognizable place of business, provided that the annual sales were in excess of \$5,000 for a wholesale trade establishment and \$500 for establishments in other trades. A detailed analysis of coverage will be provided in future Census of Business publications.

"Number of establishments" is the number of separate business locations, rather than the number of business companies or organizations, since the Census figures represent information reported separately for each business location or establishment. The establishment count reflects the number of places in business at the end of 1948 excluding administrative and executive offices of multiunit organizations, and "chain store" warehouses.

Sales and receipts.—"1948 sales and receipts" represents sales of merchandise and receipts from repairs and other services to customers. The figures reflect deductions for returned goods and allowances, but not for trade-in allowances; they exclude sales and excise taxes collected from customers and paid directly to any taxing agency.

Proprietors.—"Active proprietors..." represents owners and partners of unincorporated businesses who devoted the major portion of their time to the business in November 1948.

Employment.—"Number of paid employees..." represents all employees on the pay roll for the pay period ending nearest November 15, 1948. "Full workweek" employees, whether regular or seasonal, are those who in the November 15 pay period were paid for working at least the number of hours typically worked in a week by employees of the reporting establishment.

1948 CENSUS OF BUSINESS

RETAIL, WHOLESALE, SERVICE TRADES

U. S. DEPARTMENT OF COMMERCE
BUREAU OF THE CENSUS

PRELIMINARY

For Release May 15, 1950

Release Series BC-1P-35-004

BEAVER COUNTY, OKLA.

Retail, wholesale, and service establishments located in Beaver County, Oklahoma, showed a substantial expansion in dollar volume of trade from 1939 to 1948 according to preliminary figures from the 1948 Census of Business released today by the Bureau of the Census, U. S. Department of Commerce.

Retail sales in the county during 1948 aggregated \$3.9 million, an increase of 290 percent over the \$1.0 million in 1939, when the preceding Census of Business was taken. Wholesale sales in the county reached a total of \$7.4 million in 1948 as compared with \$1.1 million in 1939. The service trades included in the Census of Business recorded receipts totaling \$110,000 in 1948 compared with \$40,000 in 1939.

Employment in the county also rose over the 9-year period between 1939 and 1948 for the above trades. Establishments in these trades reported a combined total of 190 paid employees for the workweek ended nearest November 15, 1948. This compared with a total of 121 employees reported for the week of November 15, 1939.

These preliminary figures have been derived from a Census report on Beaver County, Oklahoma. Final figures, superseding the preliminary data for Beaver County, will be included in a Bulletin for the State of Oklahoma to be issued in several months. Similar data will be made available this year in preliminary and final form for each of the counties and States. A single copy of the preliminary release for Beaver County as well as an order blank for other area releases may be obtained by writing to the Bureau of the Census, Washington 25, D. C.

Table 1.—CENSUS OF BUSINESS PRELIMINARY RESULTS FOR 1948, BY TRADE GROUP
BEAVER COUNTY, OKLA.

Trade group and kind of business	Number of establishments	1948 sales and receipts (Thousand dollars)	Active proprietors of unincorporated businesses Nov. 1948	Paid employees, workweek ended nearest Nov. 15, 1948	
				Total employees ¹	Full workweek employees
RETAIL TRADE, total.....	83	3,887	81	152	111
Food group.....	19	863	19	34	21
Eating and drinking places.....	11	196	10	25	18
Gasoline service stations.....	17	383	19	11	10
All other retail stores.....	36	2,445	33	82	62
WHOLESALE TRADE.....	24	7,395	15	29	x
SELECTED SERVICE TRADES, ² /total.....	19	110	20	9	6
Personal services.....	11	67	12	8	5
All other service trades.....	8	43	8	1	1

x Not available.

¹/ Includes employees paid for less than the full workweek.

²/ See General Description on last page for changes from the 1939 Census of Business in the coverage of Service Trades.

GENERAL DESCRIPTION OF PRELIMINARY RELEASES FOR THE 1948 CENSUS OF BUSINESS

This series of releases, of which one is planned for each county in the United States, presents preliminary results of the 1948 Census of Business. The information is based on reports submitted by business establishments for that Census. The figures shown are preliminary, and are subject to revision in the final Census publications, but the changes are expected to be relatively minor with respect to coverage. The final Census figures will be issued in a series of Business Census bulletins which will show additional detailed kind-of-business information for all places where there are a sufficient number of establishments.

The 1948 Census of Business was taken under the provision of the Act of June 19, 1948, which provides that the Business Census be taken for 1948 and for each fifth year thereafter. Previous Business Censuses were taken for the years 1929, 1933, 1935, and 1939.

Scope of the Census.—The 1948 Census of Business covered all establishments in the following trades, as defined by the Standard Industrial Classification Manual, May 1949 issue, of the Executive Office of the President: all retail trades; all wholesale trades; all service trades in the following four groups—personal services, business services, automobile repairs and services, and miscellaneous repair services; hotels; tourist courts and camps; and amusements, including motion picture theaters. Some important services not covered are radio broadcasting and television, medical and health, legal, educational, nonprofit, accounting, and domestic services.

This coverage is similar to that of the 1939 Business Census. However, "custom trades" and "services incidental to transportation," which are no longer included in the standard classification of the service trades, are not covered by the 1948 Census. In a number of localities, these exclusions as well as other changes in the standard classification may have a considerable effect in comparing

1948 with 1939 data, particularly with respect to establishment count.

Establishment definition.—For Census purposes, a business establishment is defined to include only enterprises conducted from a recognizable place of business, provided that the annual sales were in excess of \$5,000 for a wholesale trade establishment and \$500 for establishments in other trades. A detailed analysis of coverage will be provided in future Census of Business publications.

"Number of establishments" is the number of separate business locations, rather than the number of business companies or organizations, since the Census figures represent information reported separately for each business location or establishment. The establishment count reflects the number of places in business at the end of 1948 excluding administrative and executive offices of multiunit organizations, and "chain store" warehouses.

Sales and receipts.—"1948 sales and receipts" represents sales of merchandise and receipts from repairs and other services to customers. The figures reflect deductions for returned goods and allowances, but not for trade-in allowances; they exclude sales and excise taxes collected from customers and paid directly to any taxing agency.

Proprietors.—"Active proprietors..." represents owners and partners of unincorporated businesses who devoted the major portion of their time to the business in November 1948.

Employment.—"Number of paid employees..." represents all employees on the pay roll for the pay period ending nearest November 15, 1948. "Full workweek" employees, whether regular or seasonal, are those who in the November 15 pay period were paid for working at least the number of hours typically worked in a week by employees of the reporting establishment.

1948 CENSUS OF BUSINESS

RETAIL, WHOLESALE, SERVICE TRADES

U. S. DEPARTMENT OF COMMERCE
BUREAU OF THE CENSUS

PRELIMINARY

For Release April 12, 1950

Release Series BC-1P-35-005

BECKHAM COUNTY, OKLA.

Retail, wholesale, and service establishments located in Beckham County, Oklahoma, showed a substantial expansion in dollar volume of trade from 1939 to 1948 according to preliminary figures from the 1948 Census of Business released today by the Bureau of the Census, U. S. Department of Commerce.

Retail sales in the county during 1948 aggregated \$19.4 million, an increase of 288 percent over the \$5.0 million in 1939, when the preceding Census of Business was taken. Wholesale sales in the county reached a total of \$10.4 million in 1948 as compared with \$2.7 million in 1939. The service trades included in the Census of Business recorded receipts totaling \$960,000 in 1948 compared with \$293,000 in 1939.

Employment in the county also rose over the 9-year period between 1939 and 1948 for the above trades. Establishments in these trades reported a combined total of 1,312 paid employees for the workweek ended nearest November 15, 1948. This compared with a total of 852 employees reported for the week of November 15, 1939.

These preliminary figures have been derived from a Census report on Beckham County, Oklahoma, which also includes data for Sayre and Elk City. Final figures, superseding the preliminary data for Beckham County, will be included in a Bulletin for the State of Oklahoma to be issued in several months. Similar data will be made available this year in preliminary and final form for each of the counties and States. A single copy of the preliminary release for Beckham County as well as an order blank for other area releases may be obtained by writing to the Bureau of the Census, Washington 25, D. C.

Table 1.—CENSUS OF BUSINESS PRELIMINARY RESULTS FOR 1948, BY TRADE GROUP
BECKHAM COUNTY, OKLA.

Trade group and kind of business	Number of establishments	1948 sales and receipts (Thousand dollars)	Active proprietors of unincorporated businesses Nov. 1948	Paid employees, workweek ended nearest Nov. 15, 1948	
				Total employees ¹	Full workweek employees
RETAIL TRADE, total.....	366	19,394	354	991	818
Food group.....	77	4,398	74	154	125
Eating and drinking places.....	61	899	59	163	149
General merchandise grp, general stores.....	16	2,471	7	207	124
Apparel group.....	10	565	13	21	14
Furniture-home furnishgs-appliance grp.....	18	761	17	26	23
Automotive group.....	40	3,765	42	140	134
Gasoline service stations.....	60	1,643	63	97	80
Lumber-building-hardware group.....	42	3,261	34	106	100
Drug and proprietary stores.....	12	589	14	39	35
All other retail stores.....	30	1,042	31	38	34
WHOLESALE TRADE, total.....	35	10,435	28	121	x
Merchant wholesalers.....	7	3,123	3	68	x
Other types of wholesalers.....	28	7,312	25	53	x
SELECTED SERVICE TRADES, ^{2/} total.....	104	960	112	200	187
Personal services.....	61	645	65	160	150
All other service trades.....	43	315	47	40	37
HOTELS.....	11	129	10	28	28
TOURIST COURTS AND CAMPS.....	16	154	19	8	8

x Not available.

1/ Includes employees paid for less than the full workweek.

2/ See General Description on last page for changes from the 1939 Census of Business in the coverage of Service Trades.

Table 2.—CENSUS OF BUSINESS PRELIMINARY RESULTS FOR 1948 FOR CITIES OF 2,500 INHABITANTS OR MORE

BECKHAM COUNTY, OKLA.

(Data omitted for trade groups where necessary to avoid disclosure)

City and trade group ¹	Number of establishments	1948 sales and receipts (Thousand dollars)	Active proprietors of unincorporated businesses Nov. 1948	Paid employees, workweek ended nearest Nov. 15, 1948	
				Total employees ²	Full workweek employees
Elk City:					
Retail trade.....	141	9,995	134	515	432
Wholesale trade.....	14	6,747	10	77	x
Selected service trades....	46	572	51	124	122
Tourist courts and camps...	7	104	8	6	6
Sayre:					
Retail trade.....	88	5,701	86	285	239
Selected service trades....	25	275	26	61	54
Tourist courts and camps...		Included with "Remainder of county"			
Remainder of county:^{3/}					
Retail trade.....	137	3,698	134	191	147
Wholesale trade.....	21	3,688	18	44	x
Selected service trades....	33	113	35	15	11
Tourist courts and camps...	9	50	11	2	2

- 1/ See General Description on this page for changes from the 1939 Census of Business in the coverage of Service Trades.
- 2/ Includes employees paid for less than the full workweek.
- 3/ Except as indicated above, includes figures for establishments, other than wholesale, not located in cities of 2,500 inhabitants or more, and wholesale establishments not located in cities of 5,000 inhabitants or more.

GENERAL DESCRIPTION OF PRELIMINARY RELEASES FOR THE 1948 CENSUS OF BUSINESS

This series of releases, of which one is planned for each county in the United States, presents preliminary results of the 1948 Census of Business. The information is based on reports submitted by business establishments for that Census. The figures shown are preliminary, and are subject to revision in the final Census publications, but the changes are expected to be relatively minor with respect to coverage. The final Census figures will be issued in a series of Business Census bulletins which will show additional detailed kind-of-business information for all places where there are a sufficient number of establishments.

The 1948 Census of Business was taken under the provision of the Act of June 19, 1948, which provides that the Business Census be taken for 1948 and for each fifth year thereafter. Previous Business Censuses were taken for the years 1929, 1933, 1935 and 1939.

Scope of the Census.—The 1948 Census of Business covered all establishments in the following trades, as defined by the Standard Industrial Classification Manual, May 1949 issue, of the Executive Office of the President: all retail trades; all wholesale trades; all service trades in the following four groups—personal services, business services, automobile repairs and services, and miscellaneous repair services; hotels; tourist courts and camps; and amusements, including motion picture theaters. Some important services not covered are radio broadcasting and television, medical and health, legal, educational, nonprofit, accounting, and domestic services.

This coverage is similar to that of the 1939 Business Census. However, "custom trades" and "services incidental to transportation," which are no longer included in the standard classification of the service trades, are not covered by the 1948 Census. In a number of localities, these exclusions as well as

other changes in the standard classification may have a considerable effect in comparing 1948 with 1939 data, particularly with respect to establishment count.

Establishment definition.—For Census purposes, a business establishment is defined to include only enterprises conducted from a recognizable place of business, provided that the annual sales were in excess of \$5,000 for a wholesale trade establishment and \$500 for establishments in other trades. A detailed analysis of coverage will be provided in future Census of Business publications.

"Number of establishments" is the number of separate business locations, rather than the number of business companies or organizations, since the Census figures represent information reported separately for each business location or establishment. The establishment count reflects the number of places in business at the end of 1948 excluding administrative and executive offices of multiunit organizations, and "chain store" warehouses.

Sales and receipts.—"1948 sales and receipts" represents sales of merchandise and receipts from repairs and other services to customers. The figures reflect deductions for returned goods and allowances, but not for trade-in allowances; they exclude sales and excise taxes collected from customers and paid directly to any taxing agency.

Proprietors.—"Active proprietors..." represents owners and partners of unincorporated businesses who devoted the major portion of their time to the business in November 1948.

Employment.—"Number of paid employees..." represents all employees on the pay roll for the pay period ending nearest November 15, 1948. "Full workweek" employees, whether regular or seasonal, are those who in the November 15 pay period were paid for working at least the number of hours typically worked in a week by employees of the reporting establishment.

1948 CENSUS OF BUSINESS

RETAIL, WHOLESALE, SERVICE TRADES

U. S. DEPARTMENT OF COMMERCE
BUREAU OF THE CENSUS

PRELIMINARY

For Release April 17, 1950

Release Series BC-1P-35-006

BLAINE COUNTY, OKLA.

Retail, wholesale, and service establishments located in Blaine County, Oklahoma, showed a substantial expansion in dollar volume of trade from 1939 to 1948 according to preliminary figures from the 1948 Census of Business released today by the Bureau of the Census, U. S. Department of Commerce.

Retail sales in the county during 1948 aggregated \$11.2 million, an increase of 211 percent over the \$3.6 million in 1939, when the preceding Census of Business was taken. Wholesale sales in the county reached a total of \$7.9 million in 1948 as compared with \$2.6 million in 1939. The service trades included in the Census of Business recorded receipts totaling \$421,000 in 1948 compared with \$172,000 in 1939.

Employment in the county also rose over the 9-year period between 1939 and 1948 for the above trades. Establishments in these trades reported a combined total of 677 paid employees for the workweek ended nearest November 15, 1948. This compared with a total of 505 employees reported for the week of November 15, 1939.

These preliminary figures have been derived from a Census report on Blaine County, Oklahoma, which also includes data for the city of Watonga. Final figures, superseding the preliminary data for Blaine County, will be included in a Bulletin for the State of Oklahoma to be issued in several months. Similar data will be made available this year in preliminary and final form for each of the counties and States. A single copy of the preliminary release for Blaine County as well as an order blank for other area releases may be obtained by writing to the Bureau of the Census, Washington 25, D. C.

Table 1.—CENSUS OF BUSINESS PRELIMINARY RESULTS FOR 1948, BY TRADE GROUP
BLAINE COUNTY, OKLA.

Trade group and kind of business	Number of establishments	1948 sales and receipts (Thousand dollars)	Active proprietors of unincorporated businesses Nov. 1948	Paid employees, workweek ended nearest Nov. 15, 1948	
				Total employees ¹	Full workweek employees
RETAIL TRADE, total.....	211	11,234	203	555	440
Food group.....	35	2,455	32	87	63
Eating and drinking places.....	35	587	36	95	79
General merchandise grp, general stores	17	1,174	17	81	57
Furniture-home furnishings-appliance grp	13	314	18	10	6
Automotive group.....	24	2,008	20	73	67
Gasoline service stations.....	32	930	33	34	29
Lumber-building-hardware group.....	33	3,068	24	123	112
Drug and proprietary stores.....	10	403	9	34	14
All other retail stores.....	12	295	14	18	13
WHOLESALE TRADE.....	36	7,879	30	73	x
SELECTED SERVICE TRADES, ² /total.....	84	421	91	49	45
Personal services.....	50	270	53	37	33
All other service trades.....	34	151	38	12	12
HOTELS.....	5	32	5	9	7
AMUSEMENTS.....	15	158	12	21	x

x Not available.

¹/ Includes employees paid for less than the full workweek.

²/ See General Description on last page for changes from the 1939 Census of Business in the coverage of Service Trades.

Table 2.—CENSUS OF BUSINESS PRELIMINARY RESULTS FOR 1948 FOR CITIES OF 2,500 INHABITANTS OR MORE

BLAINE COUNTY, OKLA.

(Data omitted for trade groups where necessary to avoid disclosure)

City and trade group ¹	Number of establishments	1948 sales and receipts (Thousand dollars)	Active proprietors of unincorporated businesses Nov. 1948	Paid employees, workweek ended nearest Nov. 15, 1948	
				Total employees ²	Full workweek employees
Watonga:					
Retail trade.....	72	4,919	75	245	196
Selected service trades....	33	215	33	33	33
Remainder of county:					
Retail trade.....	139	6,315	128	310	244
Selected service trades....	51	206	58	16	12

1/ See General Description on this page for changes from the 1939 Census of Business in the coverage of Service Trades.

2/ Includes employees paid for less than the full workweek.

GENERAL DESCRIPTION OF PRELIMINARY RELEASES FOR THE 1948 CENSUS OF BUSINESS

This series of releases, of which one is planned for each county in the United States, presents preliminary results of the 1948 Census of Business. The information is based on reports submitted by business establishments for that Census. The figures shown are preliminary, and are subject to revision in the final Census publications, but the changes are expected to be relatively minor with respect to coverage. The final Census figures will be issued in a series of Business Census bulletins which will show additional detailed kind-of-business information for all places where there are a sufficient number of establishments.

The 1948 Census of Business was taken under the provision of the Act of June 19, 1948, which provides that the Business Census be taken for 1948 and for each fifth year thereafter. Previous Business Censuses were taken for the years 1929, 1933, 1935, and 1939.

Scope of the Census.—The 1948 Census of Business covered all establishments in the following trades, as defined by the Standard Industrial Classification Manual, May 1949 issue, of the Executive Office of the President: all retail trades; all wholesale trades; all service trades in the following four groups—personal services, business services, automobile repairs and services, and miscellaneous repair services; hotels; tourist courts and camps; and amusements, including motion picture theaters. Some important services not covered are radio broadcasting and television, medical and health, legal, educational, nonprofit, accounting, and domestic services.

This coverage is similar to that of the 1939 Business Census. However, "custom trades" and "services incidental to transportation," which are no longer included in the standard classification of the service trades, are not covered by the 1948 Census. In a number of localities, these exclusions as well as other changes in the standard classification may have

a considerable effect in comparing 1948 with 1939 data, particularly with respect to establishment count.

Establishment definition.—For Census purposes, a business establishment is defined to include only enterprises conducted from a recognizable place of business, provided that the annual sales were in excess of \$5,000 for a wholesale trade establishment and \$500 for establishments in other trades. A detailed analysis of coverage will be provided in future Census of Business publications.

"Number of establishments" is the number of separate business locations, rather than the number of business companies or organizations, since the Census figures represent information reported separately for each business location or establishment. The establishment count reflects the number of places in business at the end of 1948 excluding administrative and executive offices of multiunit organizations, and "chain store" warehouses.

Sales and receipts.—"1948 sales and receipts" represents sales of merchandise and receipts from repairs and other services to customers. The figures reflect deductions for returned goods and allowances, but not for trade-in allowances; they exclude sales and excise taxes collected from customers and paid directly to any taxing agency.

Proprietors.—"Active proprietors..." represents owners and partners of unincorporated businesses who devoted the major portion of their time to the business in November 1948.

Employment.—"Number of paid employees..." represents all employees on the pay roll for the pay period ending nearest November 15, 1948. "Full workweek" employees, whether regular or seasonal, are those who in the November 15 pay period were paid for working at least the number of hours typically worked in a week by employees of the reporting establishment.

1948 CENSUS OF BUSINESS

RETAIL, WHOLESALE, SERVICE TRADES

U. S. DEPARTMENT OF COMMERCE
BUREAU OF THE CENSUS

PRELIMINARY

For Release April 12, 1950

Release Series BC-1P-35-007

BRYAN COUNTY, OKLA.

Retail, wholesale, and service establishments located in Bryan County, Oklahoma, showed a substantial expansion in dollar volume of trade from 1939 to 1948 according to preliminary figures from the 1948 Census of Business released today by the Bureau of the Census, U. S. Department of Commerce.

Retail sales in the county during 1948 aggregated \$17.4 million, an increase of 195 percent over the \$5.9 million in 1939, when the preceding Census of Business was taken. Wholesale sales in the county reached a total of \$10.0 million in 1948 as compared with \$2.4 million in 1939. The service trades included in the Census of Business recorded receipts totaling \$751,000 in 1948 compared with \$259,000 in 1939.

Employment in the county also rose over the 9-year period between 1939 and 1948 for the above trades. Establishments in these trades reported a combined total of 1,247 paid employees for the workweek ended nearest November 15, 1948. This compared with a total of 768 employees reported for the week of November 15, 1939.

These preliminary figures have been derived from a Census report on Bryan County, Oklahoma, which also includes data for the city of Durant. Final figures, superseding the preliminary data for Bryan County, will be included in a Bulletin for the State of Oklahoma to be issued in several months. Similar data will be made available this year in preliminary and final form for each of the counties and States. A single copy of the preliminary release for Bryan County as well as an order blank for other area releases may be obtained by writing to the Bureau of the Census, Washington 25, D. C.

Table 1.—CENSUS OF BUSINESS PRELIMINARY RESULTS FOR 1948, BY TRADE GROUP

BRYAN COUNTY, OKLA.

Trade group and kind of business	Number of establishments	1948 sales and receipts (Thousand dollars)	Active proprietors of unincorporated businesses Nov. 1948	Paid employees, workweek ended nearest Nov. 15, 1948	
				Total employees ¹	Full workweek employees
RETAIL TRADE, total.....	355	17,386	347	940	787
Food group.....	114	4,047	116	113	87
Eating and drinking places.....	75	1,602	71	210	191
General merchandise grp, general stores.....	17	2,129	10	189	125
Apparel group.....	11	656	12	37	32
Furniture-home furnishings-appliance grp.....	16	735	17	37	31
Automotive group.....	25	4,109	28	159	154
Gasoline service stations.....	35	772	35	47	38
Lumber-building-hardware group.....	19	1,556	11	59	58
Drug and proprietary stores.....	12	413	15	28	22
All other retail stores.....	31	1,367	32	61	49
WHOLESALE TRADE, total.....	34	9,986	22	171	x
Merchant wholesalers.....	14	3,803	4	72	x
Other types of wholesalers.....	20	6,183	18	99	x
SELECTED SERVICE TRADES, ² total.....	93	751	95	136	124
Personal services.....	55	474	53	105	94
All other service trades.....	38	277	42	31	30
TOURIST COURTS AND CAMPS.....	11	42	11	1	1

x Not available.

¹/ Includes employees paid for less than the full workweek.

²/ See General Description on last page for changes from the 1939 Census of Business in the coverage of Service Trades.

Table 2.—CENSUS OF BUSINESS PRELIMINARY RESULTS FOR 1948 FOR CITIES OF 2,500 INHABITANTS OR MORE

BRYAN COUNTY, OKLA.

(Data omitted for trade groups where necessary to avoid disclosure)

City and trade group ¹	Number of establishments	1948 sales and receipts (Thousand dollars)	Active proprietors of unincorporated businesses Nov. 1948	Paid employees, workweek ended nearest Nov. 15, 1948	
				Total employees ²	Full workweek employees
Durant:					
Retail trade.....	180	13,785	183	746	631
Selected service trades....	72	707	73	129	118
Remainder of county:					
Retail trade.....	175	3,601	164	194	156
Selected service trades....	21	44	22	7	6

1/ See General Description on this page for changes from the 1939 Census of Business in the coverage of Service Trades.

2/ Includes employees paid for less than the full workweek.

GENERAL DESCRIPTION OF PRELIMINARY RELEASES FOR THE 1948 CENSUS OF BUSINESS

This series of releases, of which one is planned for each county in the United States, presents preliminary results of the 1948 Census of Business. The information is based on reports submitted by business establishments for that Census. The figures shown are preliminary, and are subject to revision in the final Census publications, but the changes are expected to be relatively minor with respect to coverage. The final Census figures will be issued in a series of Business Census bulletins which will show additional detailed kind-of-business information for all places where there are a sufficient number of establishments.

The 1948 Census of Business was taken under the provision of the Act of June 19, 1948, which provides that the Business Census be taken for 1948 and for each fifth year thereafter. Previous Business Censuses were taken for the years 1929, 1933, 1935, and 1939.

Scope of the Census.—The 1948 Census of Business covered all establishments in the following trades, as defined by the Standard Industrial Classification Manual, May 1949 issue, of the Executive Office of the President: all retail trades; all wholesale trades; all service trades in the following four groups—personal services, business services, automobile repairs and services, and miscellaneous repair services; hotels; tourist courts and camps; and amusements, including motion picture theaters. Some important services not covered are radio broadcasting and television, medical and health, legal, educational, nonprofit, accounting, and domestic services.

This coverage is similar to that of the 1939 Business Census. However, "custom trades" and "services incidental to transportation," which are no longer included in the standard classification of the service trades, are not covered by the 1948 Census. In a number of localities, these exclusions as well as

other changes in the standard classification may have a considerable effect in comparing 1948 with 1939 data, particularly with respect to establishment count.

Establishment definition.—For Census purposes, a business establishment is defined to include only enterprises conducted from a recognizable place of business, provided that the annual sales were in excess of \$5,000 for a wholesale trade establishment and \$500 for establishments in other trades. A detailed analysis of coverage will be provided in future Census of Business publications.

"Number of establishments" is the number of separate business locations, rather than the number of business companies or organizations, since the Census figures represent information reported separately for each business location or establishment. The establishment count reflects the number of places in business at the end of 1948 excluding administrative and executive offices of multiunit organizations, and "chain store" warehouses.

Sales and receipts.—"1948 sales and receipts" represents sales of merchandise and receipts from repairs and other services to customers. The figures reflect deductions for returned goods and allowances, but not for trade-in allowances; they exclude sales and excise taxes collected from customers and paid directly to any taxing agency.

Proprietors.—"Active proprietors..." represents owners and partners of unincorporated businesses who devoted the major portion of their time to the business in November 1948.

Employment.—"Number of paid employees..." represents all employees on the pay roll for the pay period ending nearest November 15, 1948. "Full workweek" employees, whether regular or seasonal, are those who in the November 15 pay period were paid for working at least the number of hours typically worked in a week by employees of the reporting establishment.

1948 CENSUS OF BUSINESS

RETAIL, WHOLESALE, SERVICE TRADES

U. S. DEPARTMENT OF COMMERCE
BUREAU OF THE CENSUS

PRELIMINARY

For Release April 13, 1950

Release Series BC-1P-35-008

CADDO COUNTY, OKLA.

Retail, wholesale, and service establishments located in Caddo County, Oklahoma, showed a substantial expansion in dollar volume of trade from 1939 to 1948 according to preliminary figures from the 1948 Census of Business released today by the Bureau of the Census, U. S. Department of Commerce.

Retail sales in the county during 1948 aggregated \$22.5 million, an increase of 221 percent over the \$7.0 million in 1939, when the preceding Census of Business was taken. Wholesale sales in the county reached a total of \$10.6 million in 1948 as compared with \$2.4 million in 1939. The service trades included in the Census of Business recorded receipts totaling \$989,000 in 1948 compared with \$335,000 in 1939.

Employment in the county also rose over the 9-year period between 1939 and 1948 for the above trades. Establishments in these trades reported a combined total of 1,426 paid employees for the workweek ended nearest November 15, 1948. This compared with a total of 1,057 employees reported for the week of November 15, 1939.

These preliminary figures have been derived from a Census report on Caddo County, Oklahoma, which also includes data for the city of Anadarko. Final figures, superseding the preliminary data for Caddo County, will be included in a Bulletin for the State of Oklahoma to be issued in several months. Similar data will be made available this year in preliminary and final form for each of the counties and States. A single copy of the preliminary release for Caddo County as well as an order blank for other area releases may be obtained by writing to the Bureau of the Census, Washington 25, D. C.

Table 1.—CENSUS OF BUSINESS PRELIMINARY RESULTS FOR 1948, BY TRADE GROUP

CADDO COUNTY, OKLA.

Trade group and kind of business	Number of establishments	1948 sales and receipts (Thousand dollars)	Active proprietors of unincorporated businesses Nov. 1948	Paid employees, workweek ended nearest Nov. 15, 1948	
				Total employees ¹	Full workweek employees
RETAIL TRADE, total.....	492	22,484	487	1,106	890
Food group.....	114	5,408	113	148	111
Eating and drinking places.....	98	990	100	161	140
General merchandise grp, general stores.....	20	1,293	16	111	62
Apparel group.....	18	1,304	21	84	66
Furniture-home furnishings-appliance grp.....	23	1,092	20	47	43
Automotive group.....	37	4,780	43	177	175
Gasoline service stations.....	81	2,031	84	98	80
Lumber-building-hardware group.....	52	3,802	39	184	140
Drug and proprietary stores.....	19	782	21	64	44
All other retail stores.....	30	1,002	30	32	29
WHOLESALE TRADE, total.....	58	10,633	48	168	x
Merchant wholesalers.....	8	1,425	7	19	x
Assemblers of farm products.....	26	5,788	16	103	x
Other types of wholesalers.....	24	3,420	25	46	x
SELECTED SERVICE TRADES, ² /total.....	165	989	171	152	128
Personal services.....	107	571	114	100	79
All other service trades.....	58	418	57	52	49
AMUSEMENTS.....	28	298	23	46	x

x Not available.

¹/ Includes employees paid for less than the full workweek.

²/ See General Description on last page for changes from the 1939 Census of Business in the coverage of Service Trades.

Table 2.—CENSUS OF BUSINESS PRELIMINARY RESULTS FOR 1948 FOR CITIES OF 2,500 INHABITANTS OR MORE

CADDO COUNTY, OKLA.

(Data omitted for trade groups where necessary to avoid disclosure)

City and trade group ¹	Number of establishments	1948 sales and receipts (Thousand dollars)	Active proprietors of unincorporated businesses Nov. 1948	Paid employees, workweek ended nearest Nov. 15, 1948	
				Total employees ²	Full workweek employees
Anadarko:					
Retail trade.....	136	7,480	137	439	360
Wholesale trade.....	20	2,662	21	36	x
Selected service trades....	42	340	43	66	52
Remainder of county:					
Retail trade.....	356	15,004	350	667	530
Wholesale trade.....	38	7,971	27	132	x
Selected service trades....	123	649	128	86	76

x Not available.

1/ See General Description on this page for changes from the 1939 Census of Business in the coverage of Service Trades.

2/ Includes employees paid for less than the full workweek.

GENERAL DESCRIPTION OF PRELIMINARY RELEASES FOR THE 1948 CENSUS OF BUSINESS

This series of releases, of which one is planned for each county in the United States, presents preliminary results of the 1948 Census of Business. The information is based on reports submitted by business establishments for that Census. The figures shown are preliminary, and are subject to revision in the final Census publications, but the changes are expected to be relatively minor with respect to coverage. The final Census figures will be issued in a series of Business Census bulletins which will show additional detailed kind-of-business information for all places where there are a sufficient number of establishments.

The 1948 Census of Business was taken under the provision of the Act of June 19, 1948, which provides that the Business Census be taken for 1948 and for each fifth year thereafter. Previous Business Censuses were taken for the years 1929, 1933, 1935, and 1939.

Scope of the Census.—The 1948 Census of Business covered all establishments in the following trades, as defined by the Standard Industrial Classification Manual, May 1949 issue, of the Executive Office of the President: all retail trades; all wholesale trades; all service trades in the following four groups—personal services, business services, automobile repairs and services, and miscellaneous repair services; hotels; tourist courts and camps; and amusements, including motion picture theaters. Some important services not covered are radio broadcasting and television, medical and health, legal, educational, nonprofit, accounting, and domestic services.

This coverage is similar to that of the 1939 Business Census. However, "custom trades" and "services incidental to transportation," which are no longer included in the standard classification of the service trades, are not covered by the 1948 Census. In a number of localities, these exclusions as well as other changes in the standard classification may have

a considerable effect in comparing 1948 with 1939 data, particularly with respect to establishment count.

Establishment definition.—For Census purposes, a business establishment is defined to include only enterprises conducted from a recognizable place of business, provided that the annual sales were in excess of \$5,000 for a wholesale trade establishment and \$500 for establishments in other trades. A detailed analysis of coverage will be provided in future Census of Business publications.

"Number of establishments" is the number of separate business locations, rather than the number of business companies or organizations, since the Census figures represent information reported separately for each business location or establishment. The establishment count reflects the number of places in business at the end of 1948 excluding administrative and executive offices of multiunit organizations, and "chain store" warehouses.

Sales and receipts.—"1948 sales and receipts" represents sales of merchandise and receipts from repairs and other services to customers. The figures reflect deductions for returned goods and allowances, but not for trade-in allowances; they exclude sales and excise taxes collected from customers and paid directly to any taxing agency.

Proprietors.—"Active proprietors..." represents owners and partners of unincorporated businesses who devoted the major portion of their time to the business in November 1948.

Employment.—"Number of paid employees..." represents all employees on the pay roll for the pay period ending nearest November 15, 1948. "Full workweek" employees, whether regular or seasonal, are those who in the November 15 pay period were paid for working at least the number of hours typically worked in a week by employees of the reporting establishment.

1948 CENSUS OF BUSINESS

RETAIL, WHOLESALE, SERVICE TRADES

U. S. DEPARTMENT OF COMMERCE
BUREAU OF THE CENSUS

PRELIMINARY

For Release April 13, 1950

Release Series BC-1P-35-009

CANADIAN COUNTY, OKLA.

Retail, wholesale, and service establishments located in Canadian County, Oklahoma, showed a substantial expansion in dollar volume of trade from 1939 to 1948 according to preliminary figures from the 1948 Census of Business released today by the Bureau of the Census, U. S. Department of Commerce.

Retail sales in the county during 1948 aggregated \$18.6 million, an increase of 205 percent over the \$6.1 million in 1939, when the preceding Census of Business was taken. Wholesale sales in the county reached a total of \$5.4 million in 1948 as compared with \$3.6 million in 1939. The service trades included in the Census of Business recorded receipts totaling \$855,000 in 1948 compared with \$278,000 in 1939.

Employment in the county rose over the 9-year period between 1939 and 1948 for the above trades. Establishments in these trades reported a combined total of 1,072 paid employees for the workweek ended nearest November 15, 1948. This compared with a total of 954 employees reported for the week of November 15, 1939.

These preliminary figures have been derived from a Census report on Canadian County, Oklahoma, which also includes data for the city of El Reno. Final figures, superseding the preliminary data for Canadian County, will be included in a Bulletin for the State of Oklahoma to be issued in several months. Similar data will be made available this year in preliminary and final form for each of the counties and States. A single copy of the preliminary release for Canadian County as well as an order blank for other area releases may be obtained by writing to the Bureau of the Census, Washington 25, D. C.

Table 1.—CENSUS OF BUSINESS PRELIMINARY RESULTS FOR 1948, BY TRADE GROUP
CANADIAN COUNTY, OKLA.

Trade group and kind of business	Number of establishments	1948 sales and receipts (Thousand dollars)	Active proprietors of unincorporated businesses Nov. 1948	Paid employees, workweek ended nearest Nov. 15, 1948	
				Total employees ¹	Full workweek employees
RETAIL TRADE, total.....	285	18,575	298	883	761
Food group.....	58	4,176	59	123	97
Eating and drinking places.....	52	1,166	57	157	143
General merchandise grp, general stores.	13	1,623	20	118	81
Furniture-home furnishgs-appliance grp.	12	1,124	14	55	51
Automotive group.....	25	3,718	29	117	112
Gasoline service stations.....	48	1,498	44	73	65
Lumber-building-hardware group.....	33	3,088	32	96	89
Drug and proprietary stores.....	9	695	10	53	47
All other retail stores.....	35	1,487	33	91	76
WHOLESALE TRADE, total.....	35	5,426	30	54	x
Merchant wholesalers.....	10	1,903	6	31	x
Other types of wholesalers.....	25	3,523	24	23	x
SELECTED SERVICE TRADES, ² /total.....	94	855	100	135	128
Personal services.....	48	483	46	112	106
All other service trades.....	46	372	54	23	22
TOURIST COURTS AND CAMPS.....	11	120	13	15	15

x Not available.

¹/ Includes employees paid for less than the full workweek.

²/ See General Description on last page for changes from the 1939 Census of Business in the coverage of Service Trades.

Table 2.—CENSUS OF BUSINESS PRELIMINARY RESULTS FOR 1948 FOR CITIES OF 2,500 INHABITANTS OR MORE
CANADIAN COUNTY, OKLA.

(Data omitted for trade groups where necessary to avoid disclosure)

City and trade group ¹	Number of establishments	1948 sales and receipts (Thousand dollars)	Active proprietors of unincorporated businesses Nov. 1948	Paid employees, workweek ended nearest Nov. 15, 1948	
				Total employees ²	Full workweek employees
El Reno:					
Retail trade.....	163	12,581	171	653	559
Wholesale trade.....	18	2,219	14	30	x
Selected service trades.....	63	598	66	114	108
Remainder of county:					
Retail trade.....	122	5,994	127	230	202
Wholesale trade.....	17	3,207	16	24	x
Selected service trades.....	31	257	34	21	20

x Not available.

1/ See General Description on this page for changes from the 1939 Census of Business in the coverage of Service Trades.

2/ Includes employees paid for less than the full workweek.

GENERAL DESCRIPTION OF PRELIMINARY RELEASES FOR THE 1948 CENSUS OF BUSINESS

This series of releases, of which one is planned for each county in the United States, presents preliminary results of the 1948 Census of Business. The information is based on reports submitted by business establishments for that Census. The figures shown are preliminary, and are subject to revision in the final Census publications, but the changes are expected to be relatively minor with respect to coverage. The final Census figures will be issued in a series of Business Census bulletins which will show additional detailed kind-of-business information for all places where there are a sufficient number of establishments.

The 1948 Census of Business was taken under the provision of the Act of June 19, 1948, which provides that the Business Census be taken for 1948 and for each fifth year thereafter. Previous Business Censuses were taken for the years 1929, 1933, 1935, and 1939.

Scope of the Census.—The 1948 Census of Business covered all establishments in the following trades, as defined by the Standard Industrial Classification Manual, May 1949 issue, of the Executive Office of the President: all retail trades; all wholesale trades; all service trades in the following four groups—personal services, business services, automobile repairs and services, and miscellaneous repair services; hotels; tourist courts and camps; and amusements, including motion picture theaters. Some important services not covered are radio broadcasting and television, medical and health, legal, educational, nonprofit, accounting, and domestic services.

This coverage is similar to that of the 1939 Business Census. However, "custom trades" and "services incidental to transportation," which are no longer included in the standard classification of the service trades, are not covered by the 1948 Census. In a number of localities, these exclusions as well as other changes in the standard classification may have

a considerable effect in comparing 1948 with 1939 data, particularly with respect to establishment count.

Establishment definition.—For Census purposes, a business establishment is defined to include only enterprises conducted from a recognizable place of business, provided that the annual sales were in excess of \$5,000 for a wholesale trade establishment and \$500 for establishments in other trades. A detailed analysis of coverage will be provided in future Censuses of Business publications.

"Number of establishments" is the number of separate business locations, rather than the number of business companies or organizations, since the Census figures represent information reported separately for each business location or establishment. The establishment count reflects the number of places in business at the end of 1948 excluding administrative and executive offices of multiunit organizations, and "chain store" warehouses.

Sales and receipts.—"1948 sales and receipts" represents sales of merchandise and receipts from repairs and other services to customers. The figures reflect deductions for returned goods and allowances, but not for trade-in allowances; they exclude sales and excise taxes collected from customers and paid directly to any taxing agency.

Proprietors.—"Active proprietors..." represents owners and partners of unincorporated businesses who devoted the major portion of their time to the business in November 1948.

Employment.—"Number of paid employees..." represents all employees on the pay roll for the pay period ending nearest November 15, 1948. "Full workweek" employees, whether regular or seasonal, are those who in the November 15 pay period were paid for working at least the number of hours typically worked in a week by employees of the reporting establishment.

1948 CENSUS OF BUSINESS

RETAIL, WHOLESALE, SERVICE TRADES

U. S. DEPARTMENT OF COMMERCE
BUREAU OF THE CENSUS

PRELIMINARY

For Release April 13, 1950

Release Series BC-1P- 35-010

CARTER COUNTY, OKLA.

Retail, wholesale, and service establishments located in Carter County, Oklahoma, showed a substantial expansion in dollar volume of trade from 1939 to 1948 according to preliminary figures from the 1948 Census of Business released today by the Bureau of the Census, U. S. Department of Commerce.

Retail sales in the county during 1948 aggregated \$28.1 million, an increase of 223 percent over the \$8.7 million in 1939, when the preceding Census of Business was taken. Wholesale sales in the county reached a total of \$20.7 million in 1948 as compared with \$5.7 million in 1939. The service trades included in the Census of Business recorded receipts totaling \$1.6 million in 1948 compared with \$0.5 million in 1939.

Employment in the county also rose over the 9-year period between 1939 and 1948 for the above trades. Establishments in these trades reported a combined total of 2,349 paid employees for the workweek ended nearest November 15, 1948. This compared with a total of 1,576 employees reported for the week of November 15, 1939.

These preliminary figures have been derived from a Census report on Carter County, Oklahoma, which also includes data for the city of Ardmore. Final figures, superseding the preliminary data for Carter County, will be included in a Bulletin for the State of Oklahoma to be issued in several months. Similar data will be made available this year in preliminary and final form for each of the counties and States. A single copy of the preliminary release for Carter County as well as an order blank for other area releases may be obtained by writing to the Bureau of the Census, Washington 25, D. C.

Table 1.—CENSUS OF BUSINESS PRELIMINARY RESULTS FOR 1948, BY TRADE GROUP

CARTER COUNTY, OKLA.

Trade group and kind of business	Number of establishments	1948 sales and receipts (Thousand dollars)	Active proprietors of unincorporated businesses Nov. 1948	Paid employees, workweek ended nearest Nov. 15, 1948	
				Total employees ¹	Full workweek employees
RETAIL TRADE, total.....	527	28,118	548	1,556	1,385
Food group.....	162	6,497	173	164	134
Eating and drinking places.....	99	1,691	103	278	260
General merchandise group, general stores...	21	4,001	21	289	225
Apparel group.....	25	1,665	28	100	88
Furniture-home furnishings--appliance group..	21	1,294	27	60	60
Automotive group.....	40	6,038	38	234	228
Gasoline service stations.....	71	1,433	74	85	74
Lumber-building-hardware group.....	27	2,797	24	176	167
Drug and proprietary stores.....	17	1,155	15	85	75
All other retail stores.....	44	1,547	45	85	74
WHOLESALE TRADE, total.....	69	20,650	56	485	x
Merchant wholesalers.....	47	14,612	37	430	x
Other types of wholesalers.....	22	6,038	19	55	x
SELECTED SERVICE TRADES, ^{2/} total.....	173	1,564	196	308	273
Personal services.....	100	864	115	226	203
Business services.....	5	96	4	11	8
Automotive repairs and services.....	41	321	44	40	35
Other repair services.....	27	283	33	31	27
TOURIST COURTS AND CAMPS.....	10	86	10	6	6
AMUSEMENTS.....	29	421	20	97	x

x Not available.

^{1/} Includes employees paid for less than the full workweek.

^{2/} See General Description on last page for changes from the 1939 Census of Business in the coverage of Service Trades.

Table 2.—CENSUS OF BUSINESS PRELIMINARY RESULTS FOR 1948 FOR CITIES OF 2,500 INHABITANTS OR MORE

CARTER COUNTY, OKLA.

(Data omitted for trade groups where necessary to avoid disclosure)

City and trade group ¹	Number of establishments	1948 sales and receipts (Thousand dollars)	Active proprietors of unincorporated businesses Nov. 1948	Paid employees, workweek ended nearest Nov. 15, 1948	
				Total employees ²	Full workweek employees
Ardmore:					
Retail trade.....	299	21,640	306	1,251	1,124
Wholesale trade.....	46	13,468	38	380	x
Selected service trades.....	121	1,217	143	261	234
Remainder of county:					
Retail trade.....	228	6,478	242	305	261
Wholesale trade.....	23	7,182	18	105	x
Selected service trades.....	52	347	53	47	39

x Not available.

¹/ See General Description on this page for changes from the 1939 Census of Business in the coverage of Service Trades.²/ Includes employees paid for less than the full workweek.

GENERAL DESCRIPTION OF PRELIMINARY RELEASES FOR THE 1948 CENSUS OF BUSINESS

This series of releases, of which one is planned for each county in the United States, presents preliminary results of the 1948 Census of Business. The information is based on reports submitted by business establishments for that Census. The figures shown are preliminary, and are subject to revision in the final Census publications, but the changes are expected to be relatively minor with respect to coverage. The final Census figures will be issued in a series of Business Census bulletins which will show additional detailed kind-of-business information for all places where there are a sufficient number of establishments.

The 1948 Census of Business was taken under the provision of the Act of June 19, 1948, which provides that the Business Census be taken for 1948 and for each fifth year thereafter. Previous Business Censuses were taken for the years 1929, 1933, 1935, and 1939.

Scope of the Census.—The 1948 Census of Business covered all establishments in the following trades, as defined by the Standard Industrial Classification Manual, May 1949 issue, of the Executive Office of the President: all retail trades; all wholesale trades; all service trades in the following four groups—personal services, business services, automobile repairs and services, and miscellaneous repair services; hotels; tourist courts and camps; and amusements, including motion picture theaters. Some important services not covered are radio broadcasting and television, medical and health, legal, educational, nonprofit, accounting, and domestic service.

This coverage is similar to that of the 1939 Business Census. However, "custom trades" and "services incidental to transportation," which are no longer included in the standard classification of the service trades, are not covered by the 1948 Census. In a number of localities, these exclusions as well as other changes in the standard classification may have

a considerable effect in comparing 1948 with 1939 data, particularly with respect to establishment count.

Establishment definition.—For Census purposes, a business establishment is defined to include only enterprises conducted from a recognizable place of business, provided that the annual sales were in excess of \$5,000 for a wholesale trade establishment and \$500 for establishments in other trades. A detailed analysis of coverage will be provided in future Census of Business publications.

"Number of establishments" is the number of separate business locations, rather than the number of business companies or organizations, since the Census figures represent information reported separately for each business location or establishment. The establishment count reflects the number of places in business at the end of 1948 excluding administrative and executive offices of multiunit organizations, and "chain store" warehouses.

Sales and receipts.—"1948 sales and receipts" represents sales of merchandise and receipts from repairs and other services to customers. The figures reflect deductions for returned goods and allowances, but not for trade-in allowances; they exclude sales and excise taxes collected from customers and paid directly to any taxing agency.

Proprietors.—"Active proprietors..." represents owners and partners of unincorporated businesses who devoted the major portion of their time to the business in November 1948.

Employment.—"Number of paid employees..." represents all employees on the pay roll for the pay period ending nearest November 15, 1948. "Full workweek" employees, whether regular or seasonal, are those who in the November 15 pay period were paid for working at least the number of hours typically worked in a week by employees of the reporting establishment.

1948 CENSUS OF BUSINESS

RETAIL, WHOLESALE, SERVICE TRADES

U. S. DEPARTMENT OF COMMERCE
BUREAU OF THE CENSUS

PRELIMINARY

For Release April 13, 1950

Release Series BC-1P-35-011

CHEROKEE COUNTY, OKLA.

Retail, wholesale, and service establishments located in Cherokee County, Oklahoma, showed a substantial expansion in dollar volume of trade from 1939 to 1948 according to preliminary figures from the 1948 Census of Business released today by the Bureau of the Census, U. S. Department of Commerce.

Retail sales in the county during 1948 aggregated \$6.1 million, an increase of 221 percent over the \$1.9 million in 1939, when the preceding Census of Business was taken. Wholesale sales in the county reached a total of \$1.3 million in 1948 as compared with \$0.8 million in 1939. The service trades included in the Census of Business recorded receipts totaling \$193,000 in 1948 compared with \$79,000 in 1939.

Employment in the county also rose over the 9-year period between 1939 and 1948 for the above trades. Establishments in these trades reported a combined total of 383 paid employees for the workweek ended nearest November 15, 1948. This compared with a total of 250 employees reported for the week of November 15, 1939.

These preliminary figures have been derived from a Census report on Cherokee County, Oklahoma, which also includes data for the city of Tahlequah. Final figures, superseding the preliminary data for Cherokee County, will be included in a Bulletin for the State of Oklahoma to be issued in several months. Similar data will be made available this year in preliminary and final form for each of the counties and States. A single copy of the preliminary release for Cherokee County as well as an order blank for other area releases may be obtained by writing to the Bureau of the Census, Washington 25, D. C.

Table 1.—CENSUS OF BUSINESS PRELIMINARY RESULTS FOR 1948, BY TRADE GROUP

CHEROKEE COUNTY, OKLA.

Trade group and kind of business	Number of establishments	1948 sales and receipts (Thousand dollars)	Active proprietors of unincorporated businesses Nov. 1948	Paid employees, workweek ended nearest Nov. 15, 1948	
				Total employees ¹	Full workweek employees
RETAIL TRADE, total.....	182	6,123	202	305	243
Food group.....	72	1,908	81	46	30
Eating and drinking places.....	27	320	28	69	56
General merchandise grp, general stores	9	599	11	33	23
Apparel group.....	7	217	7	18	15
Furniture-home furnishgs-appliance grp	9	251	11	9	5
Automotive group.....	11	1,149	11	53	51
Gasoline service stations.....	20	327	24	16	13
Lumber-building-hardware group.....	10	512	10	18	16
All other retail stores.....	17	840	19	43	34
WHOLESALE TRADE.....	9	1,322	8	31	x
SELECTED SERVICE TRADES, ² /total.....	27	193	29	47	46
Personal services.....	20	171	21	45	44
All other service trades.....	7	22	8	2	2
AMUSEMENTS.....	5	107	7	27	x

x Not available.

¹/ Includes employees paid for less than the full workweek.

²/ See General Description on last page for changes from the 1939 Census of Business in the coverage of Service Trades.

Table 2.—CENSUS OF BUSINESS PRELIMINARY RESULTS FOR 1948 FOR CITIES OF 2,500 INHABITANTS OR MORE

CHEROKEE COUNTY, OKLA.

(Data omitted for trade groups where necessary to avoid disclosure)

City and trade group	Number of establishments	1948 sales and receipts (Thousand dollars)	Active proprietors of unincorporated businesses Nov. 1948	Paid employees, workweek ended nearest Nov. 15, 1948	
				Total employees ^{1/}	Full workweek employees
Tahlequah:					
Retail trade.....	105	4,980	116	283	229
Remainder of county:					
Retail trade.....	77	1,143	86	22	14

^{1/} Includes employees paid for less than the full workweek.

GENERAL DESCRIPTION OF PRELIMINARY RELEASES FOR THE 1948 CENSUS OF BUSINESS

This series of releases, of which one is planned for each county in the United States, presents preliminary results of the 1948 Census of Business. The information is based on reports submitted by business establishments for that Census. The figures shown are preliminary, and are subject to revision in the final Census publications, but the changes are expected to be relatively minor with respect to coverage. The final Census figures will be issued in a series of Business Census bulletins which will show additional detailed kind-of-business information for all places where there are a sufficient number of establishments.

The 1948 Census of Business was taken under the provision of the Act of June 19, 1948, which provides that the Business Census be taken for 1948 and for each fifth year thereafter. Previous Business Censuses were taken for the years 1929, 1933, 1935, and 1939.

Scope of the Census.—The 1948 Census of Business covered all establishments in the following trades, as defined by the Standard Industrial Classification Manual, May 1949 issue, of the Executive Office of the President: all retail trades; all wholesale trades; all service trades in the following four groups—personal services, business services, automobile repairs and services, and miscellaneous repair services; hotels; tourist courts and camps; and amusements, including motion picture theaters. Some important services not covered are radio broadcasting and television, medical and health, legal, educational, nonprofit, accounting, and domestic services.

This coverage is similar to that of the 1939 Business Census. However, "custom trades" and "services incidental to transportation," which are no longer included in the standard classification of the service trades, are not covered by the 1948 Census. In a number of localities, these exclusions as well as other changes in the standard classification may have

a considerable effect in comparing 1948 with 1939 data, particularly with respect to establishment count.

Establishment definition.—For Census purposes, a business establishment is defined to include only enterprises conducted from a recognizable place of business, provided that the annual sales were in excess of \$5,000 for a wholesale trade establishment and \$500 for establishments in other trades. A detailed analysis of coverage will be provided in future Census of Business publications.

"Number of establishments" is the number of separate business locations, rather than the number of business companies or organizations, since the Census figures represent information reported separately for each business location or establishment. The establishment count reflects the number of places in business at the end of 1948 excluding administrative and executive offices of multiunit organizations, and "chain store" warehouses.

Sales and receipts.—"1948 sales and receipts" represents sales of merchandise and receipts from repairs and other services to customers. The figures reflect deductions for returned goods and allowances, but not for trade-in allowances; they exclude sales and excise taxes collected from customers and paid directly to any taxing agency.

Proprietors.—"Active proprietors..." represents owners and partners of unincorporated businesses who devoted the major portion of their time to the business in November 1948.

Employment.—"Number of paid employees..." represents all employees on the pay roll for the pay period ending nearest November 15, 1948. "Full workweek" employees, whether regular or seasonal, are those who in the November 15 pay period were paid for working at least the number of hours typically worked in a week by employees of the reporting establishment.

1948 CENSUS OF BUSINESS

RETAIL, WHOLESALE, SERVICE TRADES

U. S. DEPARTMENT OF COMMERCE
BUREAU OF THE CENSUS

PRELIMINARY

For Release April 17, 1950

Release Series BC-1P-35-012

CHOCTAW COUNTY, OKLA.

Retail, wholesale, and service establishments located in Choctaw County, Oklahoma, showed a substantial expansion in dollar volume of trade from 1939 to 1948 according to preliminary figures from the 1948 Census of Business released today by the Bureau of the Census, U. S. Department of Commerce.

Retail sales in the county during 1948 aggregated \$9.1 million, an increase of 214 percent over the \$2.9 million in 1939, when the preceding Census of Business was taken. Wholesale sales in the county reached a total of \$3.3 million in 1948 as compared with \$2.2 million in 1939. The service trades included in the Census of Business recorded receipts totaling \$419,000 in 1948 compared with \$120,000 in 1939.

Employment in the county also rose over the 9-year period between 1939 and 1948 for the above trades. Establishments in these trades reported a combined total of 728 paid employees for the workweek ended nearest November 15, 1948. This compared with a total of 469 employees reported for the week of November 15, 1939.

These preliminary figures have been derived from a Census report on Choctaw County, Oklahoma, which also includes data for the city of Hugo. Final figures, superseding the preliminary data for Choctaw County, will be included in a Bulletin for the State of Oklahoma to be issued in several months. Similar data will be made available this year in preliminary and final form for each of the counties and States. A single copy of the preliminary release for Choctaw County as well as an order blank for other area releases may be obtained by writing to the Bureau of the Census, Washington 25, D. C.

Table 1.—CENSUS OF BUSINESS PRELIMINARY RESULTS FOR 1948, BY TRADE GROUP

CHOCTAW COUNTY, OKLA.

Trade group and kind of business	Number of establishments	1948 sales and receipts (Thousand dollars)	Active proprietors of unincorporated businesses Nov. 1948	Paid employees, workweek ended nearest Nov. 15, 1948	
				Total employees ¹	Full workweek employees
RETAIL TRADE, total.....	256	9,140	245	539	450
Food group.....	95	3,110	85	119	98
Eating and drinking places.....	53	514	52	92	79
General merchandise grp, general stores.	13	778	12	50	26
Apparel group.....	9	583	9	40	32
Furniture-home furnishings-appliance grp.	11	410	11	19	16
Automotive group.....	14	1,728	15	83	82
Gasoline service stations.....	24	435	26	26	21
Lumber-building-hardware group.....	14	892	14	73	63
Drug and proprietary stores.....	7	265	6	18	15
All other retail stores.....	16	425	15	19	18
WHOLESALE TRADE, total.....	24	3,319	20	83	x
Merchant wholesalers.....	12	2,150	9	46	x
Other types of wholesale.....	12	1,169	11	37	x
SELECTED SERVICE TRADES,^{2/} total.....	65	419	69	106	104
Personal services.....	38	247	39	86	85
All other service trades.....	27	172	30	20	19
TOURIST COURTS AND CAMPS.....	6	64	6	8	3

x Not available.

1/ Includes employees paid for less than the full workweek.

2/ See General Description on last page for changes from the 1939 Census of Business in the coverage of Service Trades.

Table 2.—CENSUS OF BUSINESS PRELIMINARY RESULTS FOR 1948 FOR CITIES OF 2,500 INHABITANTS OR MORE

CHOCTAW COUNTY, OKLA.

(Data omitted for trade groups where necessary to avoid disclosure)

City and trade group ¹	Number of establishments	1948 sales and receipts (Thousand dollars)	Active proprietors of unincorporated businesses Nov. 1948	Paid employees, workweek ended nearest Nov. 15, 1948	
				Total employees ²	Full workweek employees
Hugo:					
Retail trade.....	132	6,961	127	455	388
Wholesale trade.....	19	2,805	14	56	x
Selected service trades....	48	357	51	100	99
Remainder of county:					
Retail trade.....	124	2,179	118	84	62
Wholesale trade.....	5	514	6	27	x
Selected service trades....	17	62	18	6	5

x Not available.

1/ See General Description on this page for changes from the 1939 Census of Business in the coverage of Service Trades.

2/ Includes employees paid for less than the full workweek.

GENERAL DESCRIPTION OF PRELIMINARY RELEASES FOR THE 1948 CENSUS OF BUSINESS

This series of releases, of which one is planned for each county in the United States, presents preliminary results of the 1948 Census of Business. The information is based on reports submitted by business establishments for that Census. The figures shown are preliminary, and are subject to revision in the final Census publications, but the changes are expected to be relatively minor with respect to coverage. The final Census figures will be issued in a series of Business Census bulletins which will show additional detailed kind-of-business information for all places where there are a sufficient number of establishments.

The 1948 Census of Business was taken under the provision of the Act of June 19, 1948, which provides that the Business Census be taken for 1948 and for each fifth year thereafter. Previous Business Censuses were taken for the years 1929, 1933, 1935, and 1939.

Scope of the Census.—The 1948 Census of Business covered all establishments in the following trades, as defined by the Standard Industrial Classification Manual, May 1949 issue, of the Executive Office of the President: all retail trades; all wholesale trades; all service trades in the following four groups—personal services, business services, automobile repairs and services, and miscellaneous repair services; hotels; tourist courts and camps; and amusements, including motion picture theaters. Some important services not covered are radio broadcasting and television, medical and health, legal, educational, nonprofit, accounting, and domestic services.

This coverage is similar to that of the 1939 Business Census. However, "custom trades" and "services incidental to transportation," which are no longer included in the standard classification of the service trades, are not covered by the 1948 Census. In a number of localities, these exclusions as well as other changes in the standard classification may have

a considerable effect in comparing 1948 with 1939 data, particularly with respect to establishment count.

Establishment definition.—For Census purposes, a business establishment is defined to include only enterprises conducted from a recognizable place of business, provided that the annual sales were in excess of \$5,000 for a wholesale trade establishment and \$500 for establishments in other trades. A detailed analysis of coverage will be provided in future Census of Business publications.

"Number of establishments" is the number of separate business locations, rather than the number of business companies or organizations, since the Census figures represent information reported separately for each business location or establishment. The establishment count reflects the number of places in business at the end of 1948 excluding administrative and executive offices of multiunit organizations, and "chain store" warehouses.

Sales and receipts.—"1948 sales and receipts" represents sales of merchandise and receipts from repairs and other services to customers. The figures reflect deductions for returned goods and allowances, but not for trade-in allowances; they exclude sales and excise taxes collected from customers and paid directly to any taxing agency.

Proprietors.—"Active proprietors..." represents owners and partners of unincorporated businesses who devoted the major portion of their time to the business in November 1948.

Employment.—"Number of paid employees..." represents all employees on the pay roll for the pay period ending nearest November 15, 1948. "Full workweek" employees, whether regular or seasonal, are those who in the November 15 pay period were paid for working at least the number of hours typically worked in a week by employees of the reporting establishment.

1948 CENSUS OF BUSINESS

RETAIL, WHOLESALE, SERVICE TRADES

U. S. DEPARTMENT OF COMMERCE
BUREAU OF THE CENSUS

PRELIMINARY

For Release May 15, 1950

Release Series BC-1P-35-013

CIMARRON COUNTY, OKLA.

Retail, wholesale, and service establishments located in Cimarron County, Oklahoma, showed a substantial expansion in dollar volume of trade from 1939 to 1948 according to preliminary figures from the 1948 Census of Business released today by the Bureau of the Census, U. S. Department of Commerce.

Retail sales in the county during 1948 aggregated \$4.3 million, an increase of 438 percent over the \$0.8 million in 1939, when the preceding Census of Business was taken. Wholesale sales in the county reached a total of \$5.4 million in 1948 as compared with \$0.5 million in 1939. The service trades included in the Census of Business recorded receipts totaling \$94,000 in 1948 compared with \$26,000 in 1939.

Employment in the county also rose over the 9-year period between 1939 and 1948 for the above trades. Establishments in these trades reported a combined total of 221 paid employees for the workweek ended nearest November 15, 1948. This compared with a total of 98 employees reported for the week of November 15, 1939.

These preliminary figures have been derived from a Census report on Cimarron County, Oklahoma. Final figures, superseding the preliminary data for Cimarron County, will be included in a Bulletin for the State of Oklahoma to be issued in several months. Similar data will be made available this year in preliminary and final form for each of the counties and States. A single copy of the preliminary release for Cimarron County as well as an order blank for other area releases may be obtained by writing to the Bureau of the Census, Washington 25, D. C.

Table 1.—CENSUS OF BUSINESS PRELIMINARY RESULTS FOR 1948, BY TRADE GROUP
CIMARRON COUNTY, OKLA.

Trade group and kind of business	Number of establishments	1948 sales and receipts (Thousand dollars)	Active proprietors of unincorporated businesses Nov. 1948	Paid employees, workweek ended nearest Nov. 15, 1948	
				Total employees ¹	Full workweek employees
RETAIL TRADE, total.....	55	4,304	54	173	157
Food group.....	10	762	12	25	20
Eating and drinking places.....	9	267	10	34	33
Gasoline service stations.....	8	374	9	12	9
All other retail stores.....	28	2,901	23	102	95
WHOLESALE TRADE.....	19	5,362	13	29	x
SELECTED SERVICE TRADES, ² /total.....	18	94	18	19	18
Personal services.....	12	83	12	18	18
All other service trades.....	6	11	6	1	-

x Not available.

¹/ Includes employees paid for less than the full workweek.

²/ See General Description on last page for changes from the 1939 Census of Business in the coverage of Service Trades.

GENERAL DESCRIPTION OF PRELIMINARY RELEASES FOR THE 1948 CENSUS OF BUSINESS

This series of releases, of which one is planned for each county in the United States, presents preliminary results of the 1948 Census of Business. The information is based on reports submitted by business establishments for that Census. The figures shown are preliminary, and are subject to revision in the final Census publications, but the changes are expected to be relatively minor with respect to coverage. The final Census figures will be issued in a series of Business Census bulletins which will show additional detailed kind-of-business information for all places where there are a sufficient number of establishments.

The 1948 Census of Business was taken under the provision of the Act of June 19, 1948, which provides that the Business Census be taken for 1948 and for each fifth year thereafter. Previous Business Censuses were taken for the years 1929, 1933, 1935, and 1939.

Scope of the Census.—The 1948 Census of Business covered all establishments in the following trades, as defined by the Standard Industrial Classification Manual, May 1949 issue, of the Executive Office of the President: all retail trades; all wholesale trades; all service trades in the following four groups—personal services, business services, automobile repairs and services, and miscellaneous repair services; hotels; tourist courts and camps; and amusements, including motion picture theaters. Some important services not covered are radio broadcasting and television, medical and health, legal, educational, nonprofit, accounting, and domestic services.

This coverage is similar to that of the 1939 Business Census. However, "custom trades" and "services incidental to transportation," which are no longer included in the standard classification of the service trades, are not covered by the 1948 Census. In a number of localities, these exclusions as well as other changes in the standard classification may have a considerable effect in comparing

1948 with 1939 data, particularly with respect to establishment count.

Establishment definition.—For Census purposes, a business establishment is defined to include only enterprises conducted from a recognizable place of business, provided that the annual sales were in excess of \$5,000 for a wholesale trade establishment and \$500 for establishments in other trades. A detailed analysis of coverage will be provided in future Census of Business publications.

"Number of establishments" is the number of separate business locations, rather than the number of business companies or organizations, since the Census figures represent information reported separately for each business location or establishment. The establishment count reflects the number of places in business at the end of 1948 excluding administrative and executive offices of multiunit organizations, and "chain store" warehouses.

Sales and receipts.—"1948 sales and receipts" represents sales of merchandise and receipts from repairs and other services to customers. The figures reflect deductions for returned goods and allowances, but not for trade-in allowances; they exclude sales and excise taxes collected from customers and paid directly to any taxing agency.

Proprietors.—"Active proprietors..." represents owners and partners of unincorporated businesses who devoted the major portion of their time to the business in November 1948.

Employment.—"Number of paid employees..." represents all employees on the pay roll for the pay period ending nearest November 15, 1948. "Full workweek" employees, whether regular or seasonal, are those who in the November 15 pay period were paid for working at least the number of hours typically worked in a week by employees of the reporting establishment.

1948 CENSUS OF BUSINESS

RETAIL, WHOLESALE, SERVICE TRADES

U. S. DEPARTMENT OF COMMERCE
BUREAU OF THE CENSUS

PRELIMINARY

For Release April 13, 1950

Release Series BC-1P-35-014

CLEVELAND COUNTY, OKLA.

Retail, wholesale, and service establishments located in Cleveland County, Oklahoma, showed a substantial expansion in dollar volume of trade from 1939 to 1948 according to preliminary figures from the 1948 Census of Business released today by the Bureau of the Census, U. S. Department of Commerce.

Retail sales in the county during 1948 aggregated \$21.8 million, an increase of 289 percent over the \$5.6 million in 1939, when the preceding Census of Business was taken. Wholesale sales in the county reached a total of \$5.9 million in 1948 as compared with \$1.2 million in 1939. The service trades included in the Census of Business recorded receipts totaling \$1.3 million in 1948 compared with \$0.4 million in 1939.

Employment in the county also rose over the 9-year period between 1939 and 1948 for the above trades. Establishments in these trades reported a combined total of 1,925 paid employees for the workweek ended nearest November 15, 1948. This compared with a total of 1,032 employees reported for the week of November 15, 1939.

These preliminary figures have been derived from a Census report on Cleveland County, Oklahoma, which also includes data for the city of Norman. Final figures, superseding the preliminary data for Cleveland County, will be included in a Bulletin for the State of Oklahoma to be issued in several months. Similar data will be made available this year in preliminary and final form for each of the counties and States. A single copy of the preliminary release for Cleveland County as well as an order blank for other area releases may be obtained by writing to the Bureau of the Census, Washington 25, D. C.

Table 1.—CENSUS OF BUSINESS PRELIMINARY RESULTS FOR 1948, BY TRADE GROUP

CLEVELAND COUNTY, OKLA.

Trade group and kind of business	Number of establishments	1948 sales and receipts (Thousand dollars)	Active proprietors of unincorporated businesses Nov. 1948	Paid employees, workweek ended nearest Nov. 15, 1948	
				Total employees ¹	Full workweek employees
RETAIL TRADE, total.....	334	21,832	345	1,458	1,127
Food group.....	64	6,079	69	233	167
Eating and drinking places.....	69	1,813	71	350	276
General merchandise grp., general stores.	14	1,861	8	155	111
Apparel group.....	17	1,033	15	68	38
Furniture-home furnishings-appliance grp.	16	1,110	17	53	48
Automotive group.....	25	3,296	23	161	154
Gasoline service stations.....	50	1,152	53	84	59
Lumber-building-hardware group.....	25	2,786	23	107	97
Drug and proprietary stores.....	18	1,138	19	137	79
All other retail stores.....	36	1,564	47	110	98
WHOLESALE TRADE.....	16	5,891	13	147	x
SELECTED SERVICE TRADES, ² /total.....	108	1,348	113	320	275
Personal services.....	73	994	80	278	238
All other service trades.....	35	354	33	42	37

x Not Available.

¹/ Includes employees paid for less than the full workweek.

²/ See General Description on last page for changes from the 1939 Census of Business in the coverage of Service Trades.

Table 2.—CENSUS OF BUSINESS PRELIMINARY RESULTS FOR 1948 FOR CITIES OF 2,500 INHABITANTS OR MORE

CLEVELAND COUNTY, OKLA.

(Data omitted for trade groups where necessary to avoid disclosure)

City and trade group ¹	Number of establishments	1948 sales and receipts (Thousand dollars)	Active proprietors of unincorporated businesses Nov. 1948	Paid employees, workweek ended nearest Nov. 15, 1948	
				Total employees ²	Full workweek employees
Norman:					
Retail trade.....	236	20,009	246	1,372	1,061
Selected service trades....	82	1,233	87	308	265
Remainder of county:					
Retail trade.....	98	1,823	99	86	66
Selected service trades....	26	115	26	12	10

- 1/ See General Description on this page for changes from the 1939 Census of Business in the coverage of Service Trades.
- 2/ Includes employees paid for less than the full workweek.

GENERAL DESCRIPTION OF PRELIMINARY RELEASES FOR THE 1948 CENSUS OF BUSINESS

This series of releases, of which one is planned for each county in the United States, presents preliminary results of the 1948 Census of Business. The information is based on reports submitted by business establishments for that Census. The figures shown are preliminary, and are subject to revision in the final Census publications, but the changes are expected to be relatively minor with respect to coverage. The final Census figures will be issued in a series of Business Census bulletins which will show additional detailed kind-of-business information for all places where there are a sufficient number of establishments.

The 1948 Census of Business was taken under the provision of the Act of June 19, 1948, which provides that the Business Census be taken for 1948 and for each fifth year thereafter. Previous Business Censuses were taken for the years 1929, 1933, 1935, and 1939.

Scope of the Census.—The 1948 Census of Business covered all establishments in the following trades, as defined by the Standard Industrial Classification Manual, May 1949 issue, of the Executive Office of the President: all retail trades; all wholesale trades; all service trades in the following four groups—personal services, business services, automobile repairs and services, and miscellaneous repair services; hotels; tourist courts and camps; and amusements, including motion picture theaters. Some important services not covered are radio broadcasting and television, medical and health, legal, educational, nonprofit, accounting, and domestic services.

This coverage is similar to that of the 1939 Business Census. However, "custom trades" and "services incidental to transportation," which are no longer included in the standard classification of the service trades, are not covered by the 1948 Census. In a number of localities, these exclusions as well as other changes in the standard classification may have

a considerable effect in comparing 1948 with 1939 data, particularly with respect to establishment count.

Establishment definition.—For Census purposes, a business establishment is defined to include only enterprises conducted from a recognizable place of business, provided that the annual sales were in excess of \$5,000 for a wholesale trade establishment and \$500 for establishments in other trades. A detailed analysis of coverage will be provided in future Census of Business publications.

"Number of establishments" is the number of separate business locations, rather than the number of business companies or organizations, since the Census figures represent information reported separately for each business location or establishment. The establishment count reflects the number of places in business at the end of 1948 excluding administrative and executive offices of multiunit organizations, and "chain store" warehouses.

Sales and receipts.—"1948 sales and receipts" represents sales of merchandise and receipts from repairs and other services to customers. The figures reflect deductions for returned goods and allowances, but not for trade-in allowances; they exclude sales and excise taxes collected from customers and paid directly to any taxing agency.

Proprietors.—"Active proprietors..." represents owners and partners of unincorporated businesses who devoted the major portion of their time to the business in November 1948.

Employment.—"Number of paid employees..." represents all employees on the pay roll for the pay period ending nearest November 15, 1948. "Full workweek" employees, whether regular or seasonal, are those who in the November 15 pay period were paid for working at least the number of hours typically worked in a week by employees of the reporting establishment.

1948 CENSUS OF BUSINESS

RETAIL, WHOLESALE, SERVICE TRADES

U. S. DEPARTMENT OF COMMERCE
BUREAU OF THE CENSUS

PRELIMINARY

For Release April 24, 1950

Release Series BC-1P-35-015

COAL COUNTY, OKLA.

Retail and service establishments located in Coal County, Oklahoma, showed an expansion in dollar volume of trade from 1939 to 1948 according to preliminary figures from the 1948 Census of Business released today by the Bureau of the Census, U. S. Department of Commerce.

Retail sales in the county during 1948 aggregated \$2.8 million, an increase of 100 percent over the \$1.4 million in 1939, when the preceding Census of Business was taken. The service trades included in the Census of Business recorded receipts totaling \$77,000 in 1948 compared with \$44,000 in 1939.

Employment in the county decreased over the 9-year period between 1939 and 1948 for the above trades. Establishments in these trades reported a combined total of 162 paid employees for the workweek ended nearest November 15, 1948. This compared with a total of 181 employees reported for the week of November 15, 1939.

These preliminary figures have been derived from a Census report on Coal County, Oklahoma. Final figures, superseding the preliminary data for Coal County, will be included in a Bulletin for the State of Oklahoma to be issued in several months. Similar data will be made available this year in preliminary and final form for each of the counties and States. A single copy of the preliminary release for Coal County as well as an order blank for other area releases may be obtained by writing to the Bureau of the Census, Washington 25, D. C.

Table 1.—CENSUS OF BUSINESS PRELIMINARY RESULTS FOR 1948, BY TRADE GROUP

COAL COUNTY, OKLA.

Trade group and kind of business	Number of establishments	1948 sales and receipts (Thousand dollars)	Active proprietors of unincorporated businesses Nov. 1948	Paid employees, workweek ended nearest Nov. 15, 1948	
				Total employees ¹	Full workweek employees
RETAIL TRADE, total.....	93	2,750	98	158	114
Food group.....	34	909	35	31	27
Eating and drinking places.....	16	149	19	14	9
Gasoline service stations.....	15	198	15	14	8
All other retail stores.....	28	1,494	29	99	70
SELECTED SERVICE TRADES, ^{2/} total.....	23	77	27	4	3
Personal services.....	12	52	14	3	2
All other service trades.....	11	25	13	1	1
AMUSEMENTS.....	6	27	7	12	x

x Not available.

^{1/} Includes employees paid for less than the full workweek.

^{2/} See General Description on last page for changes from the 1939 Census of Business in the coverage of Service Trades.

GENERAL DESCRIPTION OF PRELIMINARY RELEASES FOR THE 1948 CENSUS OF BUSINESS

This series of releases, of which one is planned for each county in the United States, presents preliminary results of the 1948 Census of Business. The information is based on reports submitted by business establishments for that Census. The figures shown are preliminary, and are subject to revision in the final Census publications, but the changes are expected to be relatively minor with respect to coverage. The final Census figures will be issued in a series of Business Census bulletins which will show additional detailed kind-of-business information for all places where there are a sufficient number of establishments.

The 1948 Census of Business was taken under the provision of the Act of June 19, 1948, which provides that the Business Census be taken for 1948 and for each fifth year thereafter. Previous Business Censuses were taken for the years 1929, 1933, 1935, and 1939.

Scope of the Census.—The 1948 Census of Business covered all establishments in the following trades, as defined by the Standard Industrial Classification Manual, May 1949 issue, of the Executive Office of the President: all retail trades; all wholesale trades; all service trades in the following four groups—personal services, business services, automobile repairs and services, and miscellaneous repair services; hotels; tourist courts and camps; and amusements, including motion picture theaters. Some important services not covered are radio broadcasting and television, medical and health, legal, educational, nonprofit, accounting, and domestic services.

This coverage is similar to that of the 1939 Business Census. However, "custom trades" and "services incidental to transportation," which are no longer included in the standard classification of the service trades, are not covered by the 1948 Census. In a number of localities, these exclusions as well as other changes in the standard classification may have a considerable effect in comparing

1948 with 1939 data, particularly with respect to establishment count.

Establishment definition.—For Census purposes, a business establishment is defined to include only enterprises conducted from a recognizable place of business, provided that the annual sales were in excess of \$5,000 for a wholesale trade establishment and \$500 for establishments in other trades. A detailed analysis of coverage will be provided in future Census of Business publications.

"Number of establishments" is the number of separate business locations, rather than the number of business companies or organizations, since the Census figures represent information reported separately for each business location or establishment. The establishment count reflects the number of places in business at the end of 1948 excluding administrative and executive offices of multiunit organizations, and "chain store" warehouses.

Sales and receipts.—"1948 sales and receipts" represents sales of merchandise and receipts from repairs and other services to customers. The figures reflect deductions for returned goods and allowances, but not for trade-in allowances; they exclude sales and excise taxes collected from customers and paid directly to any taxing agency.

Proprietors.—"Active proprietors..." represents owners and partners of unincorporated businesses who devoted the major portion of their time to the business in November 1948.

Employment.—"Number of paid employees..." represents all employees on the pay roll for the pay period ending nearest November 15, 1948. "Full workweek" employees, whether regular or seasonal, are those who in the November 15 pay period were paid for working at least the number of hours typically worked in a week by employees of the reporting establishment.

1948 CENSUS OF BUSINESS

RETAIL, WHOLESALE, SERVICE TRADES

U. S. DEPARTMENT OF COMMERCE
BUREAU OF THE CENSUS

PRELIMINARY

For Release April 24, 1950

Release Series BC-1P- 35-016

COMANCHE COUNTY, OKLA.

Retail, wholesale, and service establishments located in Comanche County, Oklahoma, showed a substantial expansion in dollar volume of trade from 1939 to 1948 according to preliminary figures from the 1948 Census of Business released today by the Bureau of the Census, U. S. Department of Commerce.

Retail sales in the county during 1948 aggregated \$39.9 million, an increase of 311 percent over the \$9.7 million in 1939, when the preceding Census of Business was taken. Wholesale sales in the county reached a total of \$20.6 million in 1948 as compared with \$4.2 million in 1939. The service trades included in the Census of Business recorded receipts totaling \$1.8 million in 1948 compared with \$0.6 million in 1939.

Employment in the county also rose over the 9-year period between 1939 and 1948 for the above trades. Establishments in these trades reported a combined total of 2,819 paid employees for the workweek ended nearest November 15, 1948. This compared with a total of 1,561 employees reported for the week of November 15, 1939.

These preliminary figures have been derived from a Census report on Comanche County, Oklahoma, which also includes data for the city of Lawton. Final figures, superseding the preliminary data for Comanche County, will be included in a Bulletin for the State of Oklahoma to be issued in several months. Similar data will be made available this year in preliminary and final form for each of the counties and States. A single copy of the preliminary release for Comanche County as well as an order blank for other area releases may be obtained by writing to the Bureau of the Census, Washington 25, D. C.

Table 1.—CENSUS OF BUSINESS PRELIMINARY RESULTS FOR 1948, BY TRADE GROUP

COMANCHE COUNTY, OKLA.

Trade group and kind of business	Number of establishments	1948 sales and receipts (Thousand dollars)	Active proprietors of unincorporated businesses Nov. 1948	Paid employees, workweek ended nearest Nov. 15, 1948	
				Total employees ¹	Full workweek employees
RETAIL TRADE, total	584	39,850	599	2,008	1,690
Food group.....	136	8,023	140	232	154
Eating and drinking places.....	129	2,518	127	442	394
General merchandise group, general stores.....	12	3,883	8	279	189
Apparel group.....	33	2,339	32	140	128
Furniture-home furnishings-appliance group..	22	2,011	23	104	97
Automotive group.....	46	10,704	49	321	309
Gasoline service stations.....	67	1,738	76	86	66
Lumber-building-hardware group.....	41	4,571	39	149	128
Drug and proprietary stores.....	26	1,253	29	90	78
All other retail stores.....	72	2,810	76	163	147
WHOLESALE TRADE, total	60	20,586	59	436	x
Merchant wholesalers.....	36	13,680	40	349	x
Petroleum bulk plants, terminals.....	14	2,221	13	41	x
Other types of wholesale.....	10	4,685	6	45	x
SELECTED SERVICE TRADES, 2/ total	205	1,805	215	373	343
Personal services.....	128	1,123	129	308	284
All other service trades.....	77	682	86	67	59
HOTELS		Data withheld to avoid disclosure			
TOURIST COURTS AND CAMPS	12	79	14	9	9
AMUSEMENTS	29	807	30	94	x

x Not available.

1/ Includes employees paid for less than the full workweek.

2/ See General Description on last page for changes from the 1939 Census of Business in the coverage of Service Trades.

Table 2.—CENSUS OF BUSINESS PRELIMINARY RESULTS FOR 1948 FOR CITIES OF 2,500 INHABITANTS OR MORE

COMANCHE COUNTY, OKLA.

(Data omitted for trade groups where necessary to avoid disclosure)

City and trade group ¹	Number of establishments	1948 sales and receipts (Thousand dollars)	Active proprietors of unincorporated businesses Nov. 1948	Paid employees, workweek ended nearest Nov. 15, 1948	
				Total employees ²	Full workweek employees
Lawton:					
Retail trade.....	449	36,174	465	1,867	1,586
Wholesale trade.....	52	6,732	53	398	x
Selected service trades.....	161	1,590	168	351	323
Hotels.....	9	206	10	52	50
Remainder of county:					
Retail trade.....	135	3,676	134	141	104
Wholesale trade.....	8	3,854	6	38	x
Selected service trades.....	44	215	47	24	20

x Not available.

¹/ See General Description on this page for changes from the 1939 Census of Business in the coverage of Service Trades.²/ Includes employees paid for less than the full workweek.

GENERAL DESCRIPTION OF PRELIMINARY RELEASES FOR THE 1948 CENSUS OF BUSINESS

This series of releases, of which one is planned for each county in the United States, presents preliminary results of the 1948 Census of Business. The information is based on reports submitted by business establishments for that Census. The figures shown are preliminary, and are subject to revision in the final Census publications, but the changes are expected to be relatively minor with respect to coverage. The final Census figures will be issued in a series of Business Census bulletins which will show additional detailed kind-of-business information for all places where there are a sufficient number of establishments.

The 1948 Census of Business was taken under the provision of the Act of June 19, 1948, which provides that the Business Census be taken for 1948 and for each fifth year thereafter. Previous Business Censuses were taken for the years 1929, 1933, 1935, and 1939.

Scope of the Census.—The 1948 Census of Business covered all establishments in the following trades, as defined by the Standard Industrial Classification Manual, May 1949 issue, of the Executive Office of the President: all retail trades; all wholesale trades; all service trades in the following four groups—personal services, business services, automobile repairs and services, and miscellaneous repair services; hotels; tourist courts and camps; and amusements, including motion picture theaters. Some important services not covered are radio broadcasting and television, medical and health, legal, educational, nonprofit, accounting, and domestic services.

This coverage is similar to that of the 1939 Business Census. However, "custom trades" and "services incidental to transportation," which are no longer included in the standard classification of the service trades, are not covered by the 1948 Census. In a number of localities, these exclusions as well as other changes in the standard classification may have

a considerable effect in comparing 1948 with 1939 data, particularly with respect to establishment count.

Establishment definition.—For Census purposes, a business establishment is defined to include only enterprises conducted from a recognizable place of business, provided that the annual sales were in excess of \$5,000 for a wholesale trade establishment and \$500 for establishments in other trades. A detailed analysis of coverage will be provided in future Census of Business publications.

"Number of establishments" is the number of separate business locations, rather than the number of business companies or organizations, since the Census figures represent information reported separately for each business location or establishment. The establishment count reflects the number of places in business at the end of 1948 excluding administrative and executive offices of multiunit organizations, and "chain store" warehouses.

Sales and receipts.—"1948 sales and receipts" represents sales of merchandise and receipts from repairs and other services to customers. The figures reflect deductions for returned goods and allowances, but not for trade-in allowances; they exclude sales and excise taxes collected from customers and paid directly to any taxing agency.

Proprietors.—"Active proprietors..." represents owners and partners of unincorporated businesses who devoted the major portion of their time to the business in November 1948.

Employment.—"Number of paid employees..." represents all employees on the pay roll for the pay period ending nearest November 15, 1948. "Full workweek" employees, whether regular or seasonal, are those who in the November 15 pay period were paid for working at least the number of hours typically worked in a week by employees of the reporting establishment.

1948 CENSUS OF BUSINESS

U. S. DEPARTMENT OF COMMERCE
BUREAU OF THE CENSUS

RETAIL, WHOLESALE, SERVICE TRADES

PRELIMINARY

For Release May 4, 1950

Release Series BC-1P-35-017

COTTON COUNTY, OKLA.

Retail, wholesale, and service establishments located in Cotton County, Oklahoma, showed a substantial expansion in dollar volume of trade from 1939 to 1948 according to preliminary figures from the 1948 Census of Business released today by the Bureau of the Census, U. S. Department of Commerce.

Retail sales in the county during 1948 aggregated \$6.8 million, an increase of 162 percent over the \$2.6 million in 1939, when the preceding Census of Business was taken. Wholesale sales in the county reached a total of \$4.5 million in 1948 as compared with \$0.3 million in 1939. The service trades included in the Census of Business recorded receipts totaling \$267,000 in 1948 compared with \$101,000 in 1939.

Employment in the county also rose over the 9-year period between 1939 and 1948 for the above trades. Establishments in these trades reported a combined total of 415 paid employees for the workweek ended nearest November 15, 1948. This compared with a total of 385 employees reported for the week of November 15, 1939.

These preliminary figures have been derived from a Census report on Cotton County, Oklahoma. Final figures, superseding the preliminary data for Cotton County, will be included in a Bulletin for the State of Oklahoma to be issued in several months. Similar data will be made available this year in preliminary and final form for each of the counties and States. A single copy of the preliminary release for Cotton County as well as an order blank for other area releases may be obtained by writing to the Bureau of the Census, Washington 25, D. C.

Table 1.—CENSUS OF BUSINESS PRELIMINARY RESULTS FOR 1948, BY TRADE GROUP

COTTON COUNTY, OKLA.

Trade group and kind of business	Number of establishments	1948 sales and receipts (Thousand dollars)	Active proprietors of unincorporated businesses Nov. 1948	Paid employees, workweek ended nearest Nov. 15, 1948	
				Total employees ¹	Full workweek employees
RETAIL TRADE, total.....	117	6,790	113	319	265
Food group.....	24	1,380	24	37	29
Eating and drinking places.....	19	259	20	55	48
Gasoline service stations.....	22	365	21	16	11
All other retail stores.....	52	4,786	48	211	177
WHOLESALE TRADE.....	15	4,491	10	60	x
SELECTED SERVICE TRADES, ² /total.....	50	267	55	36	28
Personal services.....	31	151	35	27	20
All other service trades.....	19	116	20	9	8

x Not available.

¹/ Includes employees paid for less than the full workweek.

²/ See General Description on last page for changes from the 1939 Census of Business in the coverage of Service Trades.

GENERAL DESCRIPTION OF PRELIMINARY RELEASES FOR THE 1948 CENSUS OF BUSINESS

This series of releases, of which one is planned for each county in the United States, presents preliminary results of the 1948 Census of Business. The information is based on reports submitted by business establishments for that Census. The figures shown are preliminary, and are subject to revision in the final Census publications, but the changes are expected to be relatively minor with respect to coverage. The final Census figures will be issued in a series of Business Census bulletins which will show additional detailed kind-of-business information for all places where there are a sufficient number of establishments.

The 1948 Census of Business was taken under the provision of the Act of June 19, 1948, which provides that the Business Census be taken for 1948 and for each fifth year thereafter. Previous Business Censuses were taken for the years 1929, 1933, 1935, and 1939.

Scope of the Census.--The 1948 Census of Business covered all establishments in the following trades, as defined by the Standard Industrial Classification Manual, May 1949 issue, of the Executive Office of the President: all retail trades; all wholesale trades; all service trades in the following four groups--personal services, business services, automobile repairs and services, and miscellaneous repair services; hotels; tourist courts and camps; and amusements, including motion picture theaters. Some important services not covered are radio broadcasting and television, medical and health, legal, educational, nonprofit, accounting, and domestic services.

This coverage is similar to that of the 1939 Business Census. However, "custom trades" and "services incidental to transportation," which are no longer included in the standard classification of the service trades, are not covered by the 1948 Census. In a number of localities, these exclusions as well as other changes in the standard classification may have a considerable effect in comparing

1948 with 1939 data, particularly with respect to establishment count.

Establishment definition.--For Census purposes, a business establishment is defined to include only enterprises conducted from a recognizable place of business, provided that the annual sales were in excess of \$5,000 for a wholesale trade establishment and \$500 for establishments in other trades. A detailed analysis of coverage will be provided in future Census of Business publications.

"Number of establishments" is the number of separate business locations, rather than the number of business companies or organizations, since the Census figures represent information reported separately for each business location or establishment. The establishment count reflects the number of places in business at the end of 1948 excluding administrative and executive offices of multiunit organizations, and "chain store" warehouses.

Sales and receipts.--"1948 sales and receipts" represents sales of merchandise and receipts from repairs and other services to customers. The figures reflect deductions for returned goods and allowances, but not for trade-in allowances; they exclude sales and excise taxes collected from customers and paid directly to any taxing agency.

Proprietors.--"Active proprietors..." represents owners and partners of unincorporated businesses who devoted the major portion of their time to the business in November 1948.

Employment.--"Number of paid employees..." represents all employees on the pay roll for the pay period ending nearest November 15, 1948. "Full workweek" employees, whether regular or seasonal, are those who in the November 15 pay period were paid for working at least the number of hours typically worked in a week by employees of the reporting establishment.

1948 CENSUS OF BUSINESS

RETAIL, WHOLESALE, SERVICE TRADES

U. S. DEPARTMENT OF COMMERCE
BUREAU OF THE CENSUS

PRELIMINARY

For Release April 17, 1950

Release Series BC-1P- 35-018

CRAIG COUNTY, OKLA.

Retail, wholesale, and service establishments located in Craig County, Oklahoma, showed a substantial expansion in dollar volume of trade from 1939 to 1948 according to preliminary figures from the 1948 Census of Business released today by the Bureau of the Census, U. S. Department of Commerce.

Retail sales in the county during 1948 aggregated \$8.9 million, an increase of 141 percent over the \$3.7 million in 1939, when the preceding Census of Business was taken. Wholesale sales in the county reached a total of \$4.8 million in 1948 as compared with \$1.9 million in 1939. The service trades included in the Census of Business recorded receipts totaling \$481,000 in 1948 compared with \$158,000 in 1939.

Employment in the county also rose over the 9-year period between 1939 and 1948 for the above trades. Establishments in these trades reported a combined total of 656 paid employees for the workweek ended nearest November 15, 1948. This compared with a total of 525 employees reported for the week of November 15, 1939.

These preliminary figures have been derived from a Census report on Craig County, Oklahoma, which also includes data for the city of Vinita. Final figures, superseding the preliminary data for Craig County, will be included in a Bulletin for the State of Oklahoma to be issued in several months. Similar data will be made available this year in preliminary and final form for each of the counties and States. A single copy of the preliminary release for Craig County as well as an order blank for other area releases may be obtained by writing to the Bureau of the Census, Washington 25, D. C.

Table 1.—CENSUS OF BUSINESS PRELIMINARY RESULTS FOR 1948, BY TRADE GROUP

CRAIG COUNTY, OKLA.

Trade group and kind of business	Number of establishments	1948 sales and receipts (Thousand dollars)	Active proprietors of unincorporated businesses Nov. 1948	Paid employees, workweek ended nearest Nov. 15, 1948	
				Total employees ¹	Full workweek employees
RETAIL TRADE, total.....	179	8,927	177	487	400
Food group.....	38	1,856	41	56	44
Eating and drinking places.....	32	593	35	94	76
Apparel group.....	11	607	12	33	28
Furniture-home furnishings-appliance grp.	9	420	10	24	20
Automotive group.....	15	1,549	12	60	56
Gasoline service stations.....	31	752	32	35	32
Lumber-building-hardware group.....	18	1,130	14	47	39
Drug and proprietary stores.....	7	285	6	31	25
All other retail stores.....	18	1,735	15	107	80
WHOLESALE TRADE, total.....	25	4,835	21	97	x
Merchant wholesalers.....	10	1,785	4	36	x
Other types of wholesalers.....	15	3,050	17	61	x
SELECTED SERVICE TRADES, ² total.....	58	481	58	72	65
Personal services.....	31	238	27	56	49
All other service trades.....	27	243	31	16	16
TOURIST COURTS AND CAMPS.....	7	56	8	1	1

x Not available.

¹/ Includes employees paid for less than the full workweek.

²/ See General Description on last page for changes from the 1939 Census of Business in the coverage of Service Trades.

Table 2.—CENSUS OF BUSINESS PRELIMINARY RESULTS FOR 1948 FOR CITIES OF 2,500 INHABITANTS OR MORE

CRAIG COUNTY, OKLA.

(Data omitted for trade groups where necessary to avoid disclosure)

City and trade group ¹	Number of establishments	1948 sales and receipts (Thousand dollars)	Active proprietors of unincorporated businesses Nov. 1948	Paid employees, workweek ended nearest Nov. 15, 1948	
				Total employees ²	Full workweek employees
Vinita:					
Retail trade.....	137	7,695	131	438	364
Wholesale trade.....	19	3,898	12	76	x
Selected service trades....	46	419	44	68	61
Remainder of county:					
Retail trade.....	42	1,232	46	49	36
Wholesale trade.....	6	937	9	21	x
Selected service trades....	12	62	14	4	4

x Not available.

1/ See General description on this page for changes from the 1939 Census of Business in the coverage of Service Trades.

2/ Includes employees paid for less than the full workweek.

GENERAL DESCRIPTION OF PRELIMINARY RELEASES FOR THE 1948 CENSUS OF BUSINESS

This series of releases, of which one is planned for each county in the United States, presents preliminary results of the 1948 Census of Business. The information is based on reports submitted by business establishments for that Census. The figures shown are preliminary, and are subject to revision in the final Census publications, but the changes are expected to be relatively minor with respect to coverage. The final Census figures will be issued in a series of Business Census bulletins which will show additional detailed kind-of-business information for all places where there are a sufficient number of establishments.

The 1948 Census of Business was taken under the provision of the Act of June 19, 1948, which provides that the Business Census be taken for 1948 and for each fifth year thereafter. Previous Business Censuses were taken for the years 1929, 1933, 1935, and 1939.

Scope of the Census.—The 1948 Census of Business covered all establishments in the following trades, as defined by the Standard Industrial Classification Manual, May 1949 issue, of the Executive Office of the President: all retail trades; all wholesale trades; all service trades in the following four groups—personal services, business services, automobile repairs and services, and miscellaneous repair services; hotels; tourist courts and camps; and amusements, including motion picture theaters. Some important services not covered are radio broadcasting and television, medical and health, legal, educational, nonprofit, accounting, and domestic services.

This coverage is similar to that of the 1939 Business Census. However, "custom trades" and "services incidental to transportation," which are no longer included in the standard classification of the service trades, are not covered by the 1948 Census. In a number of localities, these exclusions as well as

other changes in the standard classification may have a considerable effect in comparing 1948 with 1939 data, particularly with respect to establishment count.

Establishment definition.—For Census purposes, a business establishment is defined to include only enterprises conducted from a recognizable place of business, provided that the annual sales were in excess of \$5,000 for a wholesale trade establishment and \$500 for establishments in other trades. A detailed analysis of coverage will be provided in future Census of Business publications.

"Number of establishments" is the number of separate business locations, rather than the number of business companies or organizations, since the Census figures represent information reported separately for each business location or establishment. The establishment count reflects the number of places in business at the end of 1948 excluding administrative and executive offices of multiunit organizations, and "chain store" warehouses.

Sales and receipts.—"1948 sales and receipts" represents sales of merchandise and receipts from repairs and other services to customers. The figures reflect deductions for returned goods and allowances, but not for trade-in allowances; they exclude sales and excise taxes collected from customers and paid directly to any taxing agency.

Proprietors.—"Active proprietors..." represents owners and partners of unincorporated businesses who devoted the major portion of their time to the business in November 1948.

Employment.—"Number of paid employees..." represents all employees on the pay roll for the pay period ending nearest November 15, 1948. "Full workweek" employees, whether regular or seasonal, are those who in the November 15 pay period were paid for working at least the number of hours typically worked in a week by employees of the reporting establishment.

1948 CENSUS OF BUSINESS

RETAIL, WHOLESALE, SERVICE TRADES

U. S. DEPARTMENT OF COMMERCE
BUREAU OF THE CENSUS

PRELIMINARY

For Release May 1, 1950

Release Series BC-1P-35-019

CREEK COUNTY, OKLA.

Retail, wholesale, and service establishments located in Creek County, Oklahoma, showed a substantial expansion in dollar volume of trade from 1939 to 1948 according to preliminary figures from the 1948 Census of Business released today by the Bureau of the Census, U. S. Department of Commerce.

Retail sales in the county during 1948 aggregated \$26.3 million, an increase of 150 percent over the \$10.5 million in 1939, when the preceding Census of Business was taken. Wholesale sales in the county reached a total of \$13.9 million in 1948 as compared with \$2.0 million in 1939. The service trades included in the Census of Business recorded receipts totaling \$1.3 million in 1948 compared with \$0.6 million in 1939.

Employment in the county also rose over the 9-year period between 1939 and 1948 for the above trades. Establishments in these trades reported a combined total of 1,736 paid employees for the workweek ended nearest November 15, 1948. This compared with a total of 1,497 employees reported for the week of November 15, 1939.

These preliminary figures have been derived from a Census report on Creek County, Oklahoma, which also includes data for the cities of Bristow, Drumright, and Sapulpa. Final figures, superseding the preliminary data for Creek County, will be included in a Bulletin for the State of Oklahoma to be issued in several months. Similar data will be made available this year in preliminary and final form for each of the counties and States. A single copy of the preliminary release for Creek County as well as an order blank for other area releases may be obtained by writing to the Bureau of the Census, Washington 25, D. C.

Table 1.—CENSUS OF BUSINESS PRELIMINARY RESULTS FOR 1948, BY TRADE GROUP
CREEK COUNTY, OKLA.

Trade group and kind of business	Number of establishments	1948 sales and receipts (Thousand dollars)	Active proprietors of unincorporated businesses Nov. 1948	Paid employees, workweek ended nearest Nov. 15, 1948	
				Total employees ¹	Full workweek employees
RETAIL TRADE, total.....	633	26,294	642	1,387	1,076
Food groups.....	156	6,670	159	185	123
Eating and drinking places.....	114	1,620	117	279	216
General merchandise grp, general stores.....	25	2,844	18	226	149
Apparel group.....	30	1,154	33	59	43
Furniture-home furnishings-appliance group..	22	1,200	23	58	50
Automotive group.....	69	6,488	70	243	236
Gasoline service stations.....	101	2,019	109	84	64
Lumber-building-hardware group.....	35	2,272	30	121	104
Drug and proprietary stores.....	21	863	21	85	61
All other retail stores.....	60	1,164	62	47	30
WHOLESALE TRADE, total.....	50	13,928	41	181	x
Merchant wholesalers.....	24	5,258	21	119	x
Assemblers of farm products.....	5	908	6	34	x
Other types of wholesale.....	21	7,762	14	28	x
SELECTED SERVICE TRADES, ² /total.....	183	1,312	199	168	151
Personal services.....	111	728	121	117	103
All other service trades.....	72	584	78	51	48
HOTELS.....	6	116	5	25	22
TOURIST COURTS AND CAMPS.....	10	58	10	6	5
AMUSEMENTS.....	23	435	18	83	x

x Not available.

¹/ Includes employees paid for less than the full workweek.

²/ See General Description on last page for changes from the 1939 Census of Business in the coverage of Service Trades.

Table 2.—CENSUS OF BUSINESS PRELIMINARY RESULTS FOR 1948 FOR CITIES OF 2,500 INHABITANTS OR MORE

CREEK COUNTY, OKLA.

(Data omitted for trade groups where necessary to avoid disclosure)

City and trade group ¹	Number of establishments	1948 sales and receipts (Thousand dollars)	Active proprietors of unincorporated businesses Nov. 1948	Paid employees, workweek ended nearest Nov. 15, 1948	
				Total employees ²	Full workweek employees
Bristow:					
Retail trade.....	130	6,504	130	363	293
Wholesale trade.....		Included with "Remainder of county"			
Selected service trades.....	45	342	50	39	31
Drumright:					
Retail trade.....	104	4,573	99	232	175
Selected service trades.....	34	289	35	31	30
Sapulpa:					
Retail trade.....	207	11,495	213	620	483
Wholesale trade.....	14	3,098	10	57	x
Selected service trades.....	63	580	71	90	86
Remainder of county:^{2/}					
Retail trade.....	192	3,722	200	172	125
Wholesale trade.....	36	10,830	31	124	x
Selected service trades.....	41	101	43	8	4

x Not available.

^{1/} See General Description on this page for changes from the 1939 Census of Business in the coverage of Service Trades.^{2/} Includes employees paid for less than the full workweek.^{3/} Except as indicated above, includes figures for establishments, other than wholesale, not located in cities of 2,500 inhabitants or more, and wholesale establishments not located in cities of 5,000 inhabitants or more.

GENERAL DESCRIPTION OF PRELIMINARY RELEASES FOR THE 1948 CENSUS OF BUSINESS

This series of releases, of which one is planned for each county in the United States, presents preliminary results of the 1948 Census of Business. The information is based on reports submitted by business establishments for that Census. The figures shown are preliminary, and are subject to revision in the final Census publications, but the changes are expected to be relatively minor with respect to coverage. The final Census figures will be issued in a series of Business Census bulletins which will show additional detailed kind-of-business information for all places where there are a sufficient number of establishments.

The 1948 Census of Business was taken under the provision of the Act of June 19, 1940, which provides that the Business Census be taken for 1948 and for each fifth year thereafter. Previous Business Censuses were taken for the years 1929, 1933, 1935, and 1939.

Scope of the Census.—The 1948 Census of Business covered all establishments in the following trades, as defined by the Standard Industrial Classification Manual, May 1949 issue, of the Executive Office of the President: all retail trades; all wholesale trades; all service trades in the following four groups—personal services, business services, automobile repairs and services, and miscellaneous repair services; hotels; tourist courts and camps; and amusements, including motion picture theaters. Some important services not covered are radio broadcasting and television, medical and health, legal, educational, nonprofit, accounting, and domestic services.

This coverage is similar to that of the 1939 Business Census. However, "custom trades" and "services incidental to transportation," which are no longer included in the standard classification of the service trades, are not covered by the 1948 Census. In a number of localities, these exclusions as well as other changes in the standard classification may have

a considerable effect in comparing 1948 with 1939 data, particularly with respect to establishment count.

Establishment definition.—For Census purposes, a business establishment is defined to include only enterprises conducted from a recognizable place of business, provided that the annual sales were in excess of \$5,000 for a wholesale trade establishment and \$500 for establishments in other trades. A detailed analysis of coverage will be provided in future Census of Business publications.

"Number of establishments" is the number of separate business locations, rather than the number of business companies or organizations, since the Census figures represent information reported separately for each business location or establishment. The establishment count reflects the number of places in business at the end of 1948 excluding administrative and executive offices of multiunit organizations, and "chain store" warehouses.

Sales and receipts.—"1948 sales and receipts" represents sales of merchandise and receipts from repairs and other services to customers. The figures reflect deductions for returned goods and allowances, but not for trade-in allowances; they exclude sales and excise taxes collected from customers and paid directly to any taxing agency.

Proprietors.—"Active proprietors..." represents owners and partners of unincorporated businesses who devoted the major portion of their time to the business in November 1948.

Employment.—"Number of paid employees..." represents all employees on the pay roll for the pay period ending nearest November 15, 1948. "Full workweek" employees, whether regular or seasonal, are those who in the November 15 pay period were paid for working at least the number of hours typically worked in a week by employees of the reporting establishment.

1948 CENSUS OF BUSINESS

RETAIL, WHOLESALE, SERVICE TRADES

U. S. DEPARTMENT OF COMMERCE
BUREAU OF THE CENSUS

PRELIMINARY

For Release April 13, 1950

Release Series BC-1P-35-020

CUSTER COUNTY, OKLA.

Retail, wholesale, and service establishments located in Custer County, Oklahoma, showed a substantial expansion in dollar volume of trade from 1939 to 1948 according to preliminary figures from the 1948 Census of Business released today by the Bureau of the Census, U. S. Department of Commerce.

Retail sales in the county during 1948 aggregated \$19.5 million, an increase of 255 percent over the \$5.5 million in 1939, when the preceding Census of Business was taken. Wholesale sales in the county reached a total of \$14.8 million in 1948 as compared with \$4.1 million in 1939. The service trades included in the Census of Business recorded receipts totaling \$1.1 million in 1948 compared with \$0.3 million in 1939.

Employment in the county also rose over the 9-year period between 1939 and 1948 for the above trades. Establishments in these trades reported a combined total of 1,390 paid employees for the workweek ended nearest November 15, 1948. This compared with a total of 969 employees reported for the week of November 15, 1939.

These preliminary figures have been derived from a Census report on Custer County, Oklahoma, which also includes data for the cities of Clinton and Weatherford. Final figures, superseding the preliminary data for Custer County, will be included in a Bulletin for the State of Oklahoma to be issued in several months. Similar data will be made available this year in preliminary and final form for each of the counties and States. A single copy of the preliminary release for Custer County as well as an order blank for other area releases may be obtained by writing to the Bureau of the Census, Washington 25, D. C.

Table 1.—CENSUS OF BUSINESS PRELIMINARY RESULTS FOR 1948, BY TRADE GROUP

CUSTER COUNTY, OKLA.

Trade group and kind of business	Number of establishments	1948 sales and receipts (Thousand dollars)	Active proprietors of unincorporated businesses Nov. 1948	Paid employees, workweek ended nearest Nov. 15, 1948	
				Total employees ¹	Full workweek employees
RETAIL TRADE, total.....	336	19,512	342	1,031	830
Food group.....	53	3,892	60	146	110
Eating and drinking places.....	59	1,162	61	199	167
General merchandise group, general stores....	15	1,574	10	119	70
Apparel group.....	17	906	21	43	40
Furniture-home furnishings-appliance group..	21	962	22	42	38
Automotive group.....	31	4,470	31	158	153
Gasoline service stations.....	54	1,512	52	85	54
Lumber-building-hardware group.....	48	3,348	46	123	107
Drug and proprietary stores.....	11	690	13	49	32
All other retail stores.....	27	996	26	67	59
WHOLESALE TRADE, total.....	68	14,831	55	207	x
Merchant wholesalers.....	20	4,976	20	104	x
Petroleum bulk plants, terminals.....	21	2,863	17	42	x
Assemblers of farm products.....	27	6,992	18	61	x
SELECTED SERVICE TRADES, ^{2/} total.....	120	1,097	135	152	143
Personal services.....	68	662	80	116	109
Business services.....	8	105	7	13	13
Automotive repairs and services.....	27	213	29	15	15
Other repair services.....	17	117	19	8	6
HOTELS.....	11	179	14	30	30
TOURIST COURTS AND CAMPS.....	12	100	14	9	4

x Not available.

^{1/} Includes employees paid for less than the full workweek.

^{2/} See General Description on last page for changes from the 1939 Census of Business in the coverage of Service Trades.

Table 2.—CENSUS OF BUSINESS PRELIMINARY RESULTS FOR 1948 FOR CITIES OF 2,500 INHABITANTS OR MORE

CUSTER COUNTY, OKLA.

(Data omitted for trade groups where necessary to avoid disclosure)

City and trade group ¹	Number of establishments	1948 sales and receipts (Thousand dollars)	Active proprietors of unincorporated businesses Nov. 1948	Paid employees, workweek ended nearest Nov. 15, 1948	
				Total employees ²	Full workweek employees
Clinton:					
Retail trade.....	170	11,928	169	640	541
Wholesale trade.....	38	8,447	33	163	x
Selected service trades.....	70	698	79	108	102
Weatherford:					
Retail trade.....	77	4,623	83	272	200
Selected service trades.....	22	286	28	35	32
Tourist courts and camps.....	5	26	5	1	1
Remainder of county:^{3/}					
Retail trade.....	89	2,961	90	119	89
Wholesale trade.....	30	6,384	22	44	x
Selected service trades.....	28	113	28	9	9

x Not available.

^{1/} See General Description on this page for changes from the 1939 Census of Business in the coverage of Service Trades.^{2/} Includes employees paid for less than the full workweek.^{3/} Includes figures for establishments, other than wholesale, not located in cities of 2,500 inhabitants or more, and wholesale establishments not located in cities of 5,000 inhabitants or more.

GENERAL DESCRIPTION OF PRELIMINARY RELEASES FOR THE 1948 CENSUS OF BUSINESS

This series of releases, of which one is planned for each county in the United States, presents preliminary results of the 1948 Census of Business. The information is based on reports submitted by business establishments for that Census. The figures shown are preliminary, and are subject to revision in the final Census publications, but the changes are expected to be relatively minor with respect to coverage. The final Census figures will be issued in a series of Business Census bulletins which will show additional detailed kind-of-business information for all places where there are a sufficient number of establishments.

The 1948 Census of Business was taken under the provision of the Act of June 19, 1948, which provides that the Business Census be taken for 1948 and for each fifth year thereafter. Previous Business Censuses were taken for the years 1929, 1933, 1935, and 1939.

Scope of the Census.—The 1948 Census of Business covered all establishments in the following trades, as defined by the Standard Industrial Classification Manual, May 1949 issue, of the Executive Office of the President: all retail trades; all wholesale trades; all service trades in the following four groups—personal services, business services, automobile repairs and services, and miscellaneous repair services; hotels; tourist courts and camps; and amusements, including motion picture theaters. Some important services not covered are radio broadcasting and television, medical and health, legal, educational, nonprofit, accounting, and domestic services.

This coverage is similar to that of the 1939 Business Census. However, "custom trade" and "services incidental to transportation," which are no longer included in the standard classification of the service trades, are not covered by the 1948 Census. In a number of localities, these exclusions as well as other changes in the standard classification may have

a considerable effect in comparing 1948 with 1939 data, particularly with respect to establishment count.

Establishment definition.—For Census purposes, a business establishment is defined to include only enterprises conducted from a recognizable place of business, provided that the annual sales were in excess of \$5,000 for a wholesale trade establishment and \$500 for establishments in other trades. A detailed analysis of coverage will be provided in future Census of Business publications.

"Number of establishments" is the number of separate business locations, rather than the number of business companies or organizations, since the Census figures represent information reported separately for each business location or establishment. The establishment count reflects the number of places in business at the end of 1948 excluding administrative and executive offices of multiunit organizations, and "chain store" warehouses.

Sales and receipts.—"1948 sales and receipts" represents sales of merchandise and receipts from repairs and other services to customers. The figures reflect deductions for returned goods and allowances, but not for trade-in allowances; they exclude sales and excise taxes collected from customers and paid directly to any taxing agency.

Proprietors.—"Active proprietors..." represents owners and partners of unincorporated businesses who devoted the major portion of their time to the business in November 1948.

Employment.—"Number of paid employees..." represents all employees on the pay roll for the pay period ending nearest November 15, 1948. "Full workweek" employees, whether regular or seasonal, are those who in the November 15 pay period were paid for working at least the number of hours typically worked in a week by employees of the reporting establishment.

1948 CENSUS OF BUSINESS

RETAIL, WHOLESALE, SERVICE TRADES

U. S. DEPARTMENT OF COMMERCE
BUREAU OF THE CENSUS

PRELIMINARY

For Release May 1, 1950

Release Series BC-1P-35-021

DELAWARE COUNTY, OKLA.

Retail and service establishments located in Delaware County, Oklahoma, showed a substantial expansion in dollar volume of trade from 1939 to 1948 according to preliminary figures from the 1948 Census of Business released today by the Bureau of the Census, U. S. Department of Commerce.

Retail sales in the county during 1948 aggregated \$3.0 million, an increase of 150 percent over the \$1.2 million in 1939, when the preceding Census of Business was taken. The service trades included in the Census of Business recorded receipts totaling \$144,000 in 1948 compared with \$43,000 in 1939.

Employment in the county also rose over the 9-year period between 1939 and 1948 for the above trades. Establishments in these trades reported a combined total of 135 paid employees for the workweek ended nearest November 15, 1948. This compared with a total of 80 employees reported for the week of November 15, 1939.

These preliminary figures have been derived from a Census report on Delaware County, Oklahoma. Final figures, superseding the preliminary data for Delaware County, will be included in a Bulletin for the State of Oklahoma to be issued in several months. Similar data will be made available this year in preliminary and final form for each of the counties and States. A single copy of the preliminary release for Delaware County as well as an order blank for other area releases may be obtained by writing to the Bureau of the Census, Washington 25, D. C.

Table 1.—CENSUS OF BUSINESS PRELIMINARY RESULTS FOR 1948, BY TRADE GROUP
DELAWARE COUNTY, OKLA.

Trade group and kind of business	Number of establishments	1948 sales and receipts (Thousand dollars)	Active proprietors of unincorporated businesses Nov. 1948	Paid employees, workweek ended nearest Nov. 15, 1948	
				Total employees ¹	Full workweek employees
RETAIL TRADE, total.....	118	2,950	126	121	94
Food group.....	40	949	42	27	19
Eating and drinking places.....	19	219	26	22	19
Gasoline service stations.....	24	348	23	9	7
All other retail stores.....	35	1,434	35	63	49
SELECTED SERVICE TRADES, ^{2/} total.....	22	144	22	14	14
Personal services.....	15	76	14	7	7
All other service trades.....	7	68	8	7	7
TOURIST COURTS AND CAMPS.....	8	26	9	-	-

^{1/} Includes employees paid for less than the full workweek.

^{2/} See General Description on last page for changes from the 1939 Census of Business in the coverage of Service Trades.

GENERAL DESCRIPTION OF PRELIMINARY RELEASES FOR THE 1948 CENSUS OF BUSINESS

This series of releases, of which one is planned for each county in the United States, presents preliminary results of the 1948 Census of Business. The information is based on reports submitted by business establishments for that Census. The figures shown are preliminary, and are subject to revision in the final Census publications, but the changes are expected to be relatively minor with respect to coverage. The final Census figures will be issued in a series of Business Census bulletins which will show additional detailed kind-of-business information for all places where there are a sufficient number of establishments.

The 1948 Census of Business was taken under the provision of the Act of June 19, 1948, which provides that the Business Census be taken for 1948 and for each fifth year thereafter. Previous Business Censuses were taken for the years 1929, 1933, 1935, and 1939.

Scope of the Census.—The 1948 Census of Business covered all establishments in the following trades, as defined by the Standard Industrial Classification Manual, May 1949 issue, of the Executive Office of the President: all retail trades; all wholesale trades; all service trades in the following four groups—personal services, business services, automobile repairs and services, and miscellaneous repair services; hotels; tourist courts and camps; and amusements, including motion picture theaters. Some important services not covered are radio broadcasting and television, medical and health, legal, educational, nonprofit, accounting, and domestic services.

This coverage is similar to that of the 1939 Business Census. However, "custom trades" and "services incidental to transportation," which are no longer included in the standard classification of the service trades, are not covered by the 1948 Census. In a number of localities, these exclusions as well as other changes in the standard classification may have a considerable effect in comparing

1948 with 1939 data, particularly with respect to establishment count.

Establishment definition.—For Census purposes, a business establishment is defined to include only enterprises conducted from a recognizable place of business, provided that the annual sales were in excess of \$5,000 for a wholesale trade establishment and \$500 for establishments in other trades. A detailed analysis of coverage will be provided in future Census of Business publications.

"Number of establishments" is the number of separate business locations, rather than the number of business companies or organizations, since the Census figures represent information reported separately for each business location or establishment. The establishment count reflects the number of places in business at the end of 1948 excluding administrative and executive offices of multiunit organizations, and "chain store" warehouses.

Sales and receipts.—"1948 sales and receipts" represents sales of merchandise and receipts from repairs and other services to customers. The figures reflect deductions for returned goods and allowances, but not for trade-in allowances; they exclude sales and excise taxes collected from customers and paid directly to any taxing agency.

Proprietors.—"Active proprietors..." represents owners and partners of unincorporated businesses who devoted the major portion of their time to the business in November 1948.

Employment.—"Number of paid employees..." represents all employees on the pay roll for the pay period ending nearest November 15, 1948. "Full workweek" employees, whether regular or seasonal, are those who in the November 15 pay period were paid for working at least the number of hours typically worked in a week by employees of the reporting establishment.

1948 CENSUS OF BUSINESS

RETAIL, WHOLESALE, SERVICE TRADES

U. S. DEPARTMENT OF COMMERCE
BUREAU OF THE CENSUS

PRELIMINARY

For Release April 17, 1950

Release Series BC-1P-35-022

DEWEY COUNTY, OKLA.

Retail, wholesale, and service establishments located in Dewey County, Oklahoma, showed a substantial expansion in dollar volume of trade from 1939 to 1948 according to preliminary figures from the 1948 Census of Business released today by the Bureau of the Census, U. S. Department of Commerce.

Retail sales in the county during 1948 aggregated \$5.0 million, an increase of 194 percent over the \$1.7 million in 1939, when the preceding Census of Business was taken. Wholesale sales in the county reached a total of \$2.9 million in 1948 as compared with \$1.0 million in 1939. The service trades included in the Census of Business recorded receipts totaling \$197,000 in 1948 compared with \$54,000 in 1939.

Employment in the county also rose over the 9-year period between 1939 and 1948 for the above trades. Establishments in these trades reported a combined total of 236 paid employees for the workweek ended nearest November 15, 1948. This compared with a total of 229 employees reported for the week of November 15, 1939.

These preliminary figures have been derived from a Census report on Dewey County, Oklahoma. Final figures, superseding the preliminary data for Dewey County, will be included in a Bulletin for the State of Oklahoma to be issued in several months. Similar data will be made available this year in preliminary and final form for each of the counties and States. A single copy of the preliminary release for Dewey County as well as an order blank for other area releases may be obtained by writing to the Bureau of the Census, Washington 25, D. C.

Table 1.—CENSUS OF BUSINESS PRELIMINARY RESULTS FOR 1948, BY TRADE GROUP

DEWEY COUNTY, OKLA.

Trade group and kind of business	Number of establishments	1948 sales and receipts (Thousand dollars)	Active proprietors of unincorporated businesses Nov. 1948	Paid employees, workweek ended nearest Nov. 15, 1948	
				Total employees ¹	Full workweek employees
RETAIL TRADE, total.....	150	5,022	155	198	140
Food group.....	27	1,219	30	39	23
Eating and drinking places.....	19	257	22	38	27
General merchandise grp, general stores.....	18	490	19	24	10
Furniture-home furnishgs-appliance grp.....	6	164	7	1	1
Automotive group.....	11	745	14	26	24
Gasoline service stations.....	26	533	27	21	14
Lumber-building-hardware group.....	24	1,183	18	30	29
Drug and proprietary stores.....	9	231	9	10	7
All other retail stores.....	10	200	9	9	5
WHOLESALE TRADE.....	27	2,908	15	24	x
SELECTED SERVICE TRADES, ^{2/} total.....	52	197	54	14	10
Personal services.....	33	118	34	8	6
All other service trades.....	19	79	20	6	4
AMUSEMENTS.....	9	48	8	7	x

x Not available.

1/ Includes employees paid for less than the full workweek.

2/ See General Description on this page for changes from the 1939 Census of Business in the coverage of Service Trades.

GENERAL DESCRIPTION OF PRELIMINARY RELEASES FOR THE 1948 CENSUS OF BUSINESS

This series of releases, of which one is planned for each county in the United States, presents preliminary results of the 1948 Census of Business. The information is based on reports submitted by business establishments for that Census. The figures shown are preliminary, and are subject to revision in the final Census publications, but the changes are expected to be relatively minor with respect to coverage. The final Census figures will be issued in a series of Business Census bulletins which will show additional detailed kind-of-business information for all places where there are a sufficient number of establishments.

The 1948 Census of Business was taken under the provision of the Act of June 19, 1948, which provides that the Business Censuses be taken for 1948 and for each fifth year thereafter. Previous Business Censuses were taken for the years 1929, 1933, 1935, and 1939.

Scope of the Census.—The 1948 Census of Business covered all establishments in the following trades, as defined by the Standard Industrial Classification Manual, May 1949 issue, of the Executive Office of the President: all retail trades; all wholesale trades; all service trades in the following four groups—personal services, business services, automobile repairs and services, and miscellaneous repair services; hotels; tourist courts and camps; and amusements, including motion picture theaters. Some important services not covered are radio broadcasting and television, medical and health, legal, educational, nonprofit, accounting, and domestic services.

This coverage is similar to that of the 1939 Business Census. However, "custom trades" and "services incidental to transportation," which are no longer included in the standard classification of the service trades, are not covered by the 1948 Census. In a number of localities, these exclusions as well as

other changes in the standard classification may have a considerable effect in comparing 1948 with 1939 data, particularly with respect to establishment count.

Establishment definition.—For Census purposes, a business establishment is defined to include only enterprises conducted from a recognizable place of business, provided that the annual sales were in excess of \$5,000 for a wholesale trade establishment and \$500 for establishments in other trades. A detailed analysis of coverage will be provided in future Census of Business publications.

"Number of establishments" is the number of separate business locations, rather than the number of business companies or organizations, since the Census figures represent information reported separately for each business location or establishment. The establishment count reflects the number of places in business at the end of 1948 excluding administrative and executive offices of multiunit organizations, and "chain store" warehouses.

Sales and receipts.—"1948 sales and receipts" represents sales of merchandise and receipts from repairs and other services to customers. The figures reflect deductions for returned goods and allowances, but not for trade-in allowances; they exclude sales and excise taxes collected from customers and paid directly to any taxing agency.

Proprietors.—"Active proprietors..." represents owners and partners of unincorporated businesses who devoted the major portion of their time to the business in November 1948.

Employment.—"Number of paid employees..." represents all employees on the pay roll for the pay period ending nearest November 15, 1948. "Full workweek" employees, whether regular or seasonal, are those who in the November 15 pay period were paid for working at least the number of hours typically worked in a week by employees of the reporting establishment.

1948 CENSUS OF BUSINESS

RETAIL, WHOLESALE, SERVICE TRADES

U. S. DEPARTMENT OF COMMERCE
BUREAU OF THE CENSUS

PRELIMINARY

For Release April 12, 1950

Release Series BC-1P-35-023

ELLIS COUNTY, OKLA.

Retail, wholesale, and service establishments located in Ellis County, Oklahoma, showed a substantial expansion in dollar volume of trade from 1939 to 1948 according to preliminary figures from the 1948 Census of Business released today by the Bureau of the Census, U. S. Department of Commerce.

Retail sales in the county during 1948 aggregated \$4.8 million, an increase of 182 percent over the \$1.7 million in 1939, when the preceding Census of Business was taken. Wholesale sales in the county reached a total of \$6.2 million in 1948 as compared with \$1.5 million in 1939. The service trades included in the Census of Business recorded receipts totaling \$225,000 in 1948 compared with \$57,000 in 1939.

Employment in the county also rose over the 9-year period between 1939 and 1948 for the above trades. Establishments in these trades reported a combined total of 276 paid employees for the workweek ended nearest November 15, 1948. This compared with a total of 223 employees reported for the week of November 15, 1939.

These preliminary figures have been derived from a Census report on Ellis County, Oklahoma. Final figures, superseding the preliminary data for Ellis County, will be included in a Bulletin for the State of Oklahoma to be issued in several months. Similar data will be made available this year in preliminary and final form for each of the counties and States. A single copy of the preliminary release for Ellis County as well as an order blank for other area releases may be obtained by writing to the Bureau of the Census, Washington 25, D. C.

Table 1.—CENSUS OF BUSINESS PRELIMINARY RESULTS FOR 1948, BY TRADE GROUP

ELLIS COUNTY, OKLA.

Trade group and kind of business	Number of establishments	1948 sales and receipts (Thousand dollars)	Active proprietors of unincorporated businesses Nov. 1948	Paid employees, workweek ended nearest Nov. 15, 1948	
				Total employees ¹	Full workweek employees
RETAIL TRADE, total.....	102	4,806	100	197	148
Food group.....	16	1,161	16	48	31
Eating and drinking places.....	14	255	12	29	15
Gasoline service stations.....	17	331	16	11	8
All other retail stores.....	55	3,059	56	109	94
WHOLESALE TRADE.....	27	6,227	17	63	x
SELECTED SERVICE TRADES, ² /total.....	32	225	34	16	16
Personal services.....	18	143	20	11	11
All other service trades.....	14	82	14	5	5

x Not available.

¹/ Includes employees paid for less than the full workweek.

²/ See General Description on last page for changes from the 1939 Census of Business in the coverage of Service Trades.

GENERAL DESCRIPTION OF PRELIMINARY RELEASES FOR THE 1948 CENSUS OF BUSINESS

This series of releases, of which one is planned for each county in the United States, presents preliminary results of the 1948 Census of Business. The information is based on reports submitted by business establishments for that Census. The figures shown are preliminary, and are subject to revision in the final Census publications, but the changes are expected to be relatively minor with respect to coverage. The final Census figures will be issued in a series of Business Census bulletins which will show additional detailed kind-of-business information for all places where there are a sufficient number of establishments.

The 1948 Census of Business was taken under the provision of the Act of June 19, 1948, which provides that the Business Census be taken for 1948 and for each fifth year thereafter. Previous Business Censuses were taken for the years 1929, 1933, 1935, and 1939.

Scope of the Census.—The 1948 Census of Business covered all establishments in the following trades, as defined by the Standard Industrial Classification Manual, May 1949 issue, of the Executive Office of the President: all retail trades; all wholesale trades; all service trades in the following four groups—personal services, business services, automobile repairs and services, and miscellaneous repair services; hotels; tourist courts and camps; and amusements, including motion picture theaters. Some important services not covered are radio broadcasting and television, medical and health, legal, educational, nonprofit, accounting, and domestic services.

This coverage is similar to that of the 1939 Business Census. However, "custom trades" and "services incidental to transportation," which are no longer included in the standard classification of the service trades, are not covered by the 1948 Census. In a number of localities, these exclusions as well as other changes in the standard classification may have a considerable effect in comparing

1948 with 1939 data, particularly with respect to establishment count.

Establishment definition.—For Census purposes, a business establishment is defined to include only enterprises conducted from a recognizable place of business, provided that the annual sales were in excess of \$5,000 for a wholesale trade establishment and \$500 for establishments in other trades. A detailed analysis of coverage will be provided in future Census of Business publications.

"Number of establishments" is the number of separate business locations, rather than the number of business companies or organizations, since the Census figures represent information reported separately for each business location or establishment. The establishment count reflects the number of places in business at the end of 1948 excluding administrative and executive offices of multiunit organizations, and "chain store" warehouses.

Sales and receipts.—"1948 sales and receipts" represents sales of merchandise and receipts from repairs and other services to customers. The figures reflect deductions for returned goods and allowances, but not for trade-in allowances; they exclude sales and excise taxes collected from customers and paid directly to any taxing agency.

Proprietors.—"Active proprietors..." represents owners and partners of unincorporated businesses who devoted the major portion of their time to the business in November 1948.

Employment.—"Number of paid employees..." represents all employees on the pay roll for the pay period ending nearest November 15, 1948. "Full workweek" employees, whether regular or seasonal, are those who in the November 15 pay period were paid for working at least the number of hours typically worked in a week by employees of the reporting establishment.

1948 CENSUS OF BUSINESS

RETAIL, WHOLESALE, SERVICE TRADES

U. S. DEPARTMENT OF COMMERCE
BUREAU OF THE CENSUS

PRELIMINARY

For Release April 17, 1950

Release Series BC-1P-35-024

GARFIELD COUNTY, OKLA.

Retail, wholesale, and service establishments located in Garfield County, Oklahoma, showed a substantial expansion in dollar volume of trade from 1939 to 1948 according to preliminary figures from the 1948 Census of Business released today by the Bureau of the Census, U. S. Department of Commerce.

Retail sales in the county during 1948 aggregated \$56.9 million, an increase of 235 percent over the \$17.0 million in 1939, when the preceding Census of Business was taken. Wholesale sales in the county reached a total of \$88.2 million in 1948 as compared with \$26.7 million in 1939. The service trades included in the Census of Business recorded receipts totaling \$3.0 million in 1948 compared with \$0.8 million in 1939.

Employment in the county also rose over the 9-year period between 1939 and 1948 for the above trades. Establishments in these trades reported a combined total of 4,334 paid employees for the workweek ended nearest November 15, 1948. This compared with a total of 3,014 employees reported for the week of November 15, 1939.

These preliminary figures have been derived from a Census report on Garfield County, Oklahoma, which also includes data for the city of Enid. Final figures, superseding the preliminary data for Garfield County, will be included in a Bulletin for the State of Oklahoma to be issued in several months. Similar data will be made available this year in preliminary and final form for each of the counties and States. A single copy of the preliminary release for Garfield County as well as an order blank for other area releases may be obtained by writing to the Bureau of the Census, Washington 25, D. C.

Table 2.—CENSUS OF BUSINESS PRELIMINARY RESULTS FOR 1948 FOR CITIES OF 2,500 INHABITANTS OR MORE

GARFIELD COUNTY, OKLA.

(Data omitted for trade groups where necessary to avoid disclosure)

City and trade group ¹	Number of establishments	1948 sales and receipts (Thousand dollars)	Active proprietors of unincorporated businesses Nov. 1948	Paid employees, workweek ended nearest Nov. 15, 1948	
				Total employees ²	Full workweek employees
Enid:					
Retail trade.....	419	51,780	407	2,864	2,467
Wholesale trade.....	72	73,638	50	726	x
Selected service trades....	201	2,815	219	470	423
Remainder of county:					
Retail trade.....	114	5,084	113	172	136
Wholesale trade.....	37	14,528	19	87	x
Selected service trades....	36	212	38	15	14

x Not available.

1/ See General Description on this page for changes from the 1939 Census of Business in the coverage of Service Trades.

2/ Includes employees paid for less than the full workweek.

GENERAL DESCRIPTION OF PRELIMINARY RELEASES FOR THE 1948 CENSUS OF BUSINESS

This series of releases, of which one is planned for each county in the United States, presents preliminary results of the 1948 Census of Business. The information is based on reports submitted by business establishments for that Census. The figures shown are preliminary, and are subject to revision in the final Census publications, but the changes are expected to be relatively minor with respect to coverage. The final Census figures will be issued in a series of Business Census bulletins which will show additional detailed kind-of-business information for all places where there are a sufficient number of establishments.

The 1948 Census of Business was taken under the provision of the Act of June 19, 1948, which provides that the Business Census be taken for 1948 and for each fifth year thereafter. Previous Business Censuses were taken for the years 1929, 1933, 1935, and 1939.

Scope of the Census.—The 1948 Census of Business covered all establishments in the following trades, as defined by the Standard Industrial Classification Manual, May 1949 issue, of the Executive Office of the President: all retail trades; all wholesale trades; all service trades in the following four groups—personal services, business services, automobile repairs and services, and miscellaneous repair services; hotels; tourist courts and camps; and amusements, including motion picture theaters. Some important services not covered are radio broadcasting and television, medical and health, legal, educational, nonprofit, accounting, and domestic services.

This coverage is similar to that of the 1939 Business Census. However, "custom trades" and "services incidental to transportation," which are no longer included in the standard classification of the service trades, are not covered by the 1948 Census. In a number of localities, these exclusions as well as other changes in the standard classification may have

a considerable effect in comparing 1948 with 1939 data, particularly with respect to establishment count.

Establishment definition.—For Census purposes, a business establishment is defined to include only enterprises conducted from a recognizable place of business, provided that the annual sales were in excess of \$5,000 for a wholesale trade establishment and \$500 for establishments in other trades. A detailed analysis of coverage will be provided in future Census of Business publications.

"Number of establishments" is the number of separate business locations, rather than the number of business companies or organizations, since the Census figures represent information reported separately for each business location or establishment. The establishment count reflects the number of places in business at the end of 1948 excluding administrative and executive offices of multiunit organizations, and "chain store" warehouses.

Sales and receipts.—"1948 sales and receipts" represents sales of merchandise and receipts from repairs and other services to customers. The figures reflect deductions for returned goods and allowances, but not for trade-in allowances; they exclude sales and excise taxes collected from customers and paid directly to any taxing agency.

Proprietors.—"Active proprietors..." represents owners and partners of unincorporated businesses who devoted the major portion of their time to the business in November 1948.

Employment.—"Number of paid employees..." represents all employees on the pay roll for the pay period ending nearest November 15, 1948. "Full workweek" employees, whether regular or seasonal, are those who in the November 15 pay period were paid for working at least the number of hours typically worked in a week by employees of the reporting establishment.

Table 1.—CENSUS OF BUSINESS PRELIMINARY RESULTS FOR 1948, BY TRADE GROUP
GARFIELD COUNTY, OKLA.

Trade group and kind of business	Number of establishments	1948 sales and receipts (Thousand dollars)	Active proprietors of unincorporated businesses Nov. 1948	Paid employees, workweek ended nearest Nov. 15, 1948	
				Total employees ¹	Full workweek employees
RETAIL TRADE, total.....	533	56,864	520	3,036	2,603
Food group.....	109	9,007	112	249	199
Eating and drinking places.....	92	2,397	105	384	318
General merchandise grp, general stores.	20	8,578	14	666	491
Apparel group.....	31	3,213	26	185	167
Furniture-home furnishings-appliance grp.	28	2,415	32	159	149
Automotive group.....	51	10,610	50	325	316
Gasoline service stations.....	74	2,839	73	135	111
Lumber-building-hardware group.....	49	12,599	31	567	545
Drug and proprietary stores.....	16	2,151	19	159	134
All other retail stores.....	63	3,055	58	207	173
WHOLESALE TRADE, total.....	109	88,166	69	813	x
Merchant wholesalers, total.....	59	54,754	45	642	x
Groceries, foods.....	8	9,018	3	294	x
Mach'y, equip't, industrial supplies	14	1,155	18	44	x
Automotive parts, accessories.....	10	1,735	5	79	x
All other merchant wholesalers.....	27	42,846	19	225	x
Other types of wholesalers.....	50	33,412	24	171	x
SELECTED SERVICE TRADES, ^{2/} total.....	237	3,027	257	485	437
Personal services.....	133	1,545	144	333	315
Business services.....	16	472	16	47	29
Automotive repairs and services.....	47	613	53	67	65
Other repair services.....	41	397	44	38	28
TOURIST COURTS AND CAMPS.....	7	47	5	4	4

x Not available.

^{1/} Includes employees paid for less than the full workweek.

^{2/} See General Description on last page for changes from the 1939 Census of Business in the coverage of Service Trades.



1948 CENSUS OF BUSINESS

RETAIL, WHOLESALE, SERVICE TRADES

U. S. DEPARTMENT OF COMMERCE
BUREAU OF THE CENSUS

PRELIMINARY

For Release April 19, 1950

Release Series BC-1P-35-025

GARVIN COUNTY, OKLA.

Retail, wholesale, and service establishments located in Garvin County, Oklahoma, showed a substantial expansion in dollar volume of trade from 1939 to 1948 according to preliminary figures from the 1948 Census of Business released today by the Bureau of the Census, U. S. Department of Commerce.

Retail sales in the county during 1948 aggregated \$19.7 million, an increase of 348 percent over the \$4.4 million in 1939, when the preceding Census of Business was taken. Wholesale sales in the county reached a total of \$17.4 million in 1948 as compared with \$2.2 million in 1939. The service trades included in the Census of Business recorded receipts totaling \$917,000 in 1948 compared with \$265,000 in 1939.

Employment in the county also rose over the 9-year period between 1939 and 1948 for the above trades. Establishments in these trades reported a combined total of 1,319 paid employees for the workweek ended nearest November 15, 1948. This compared with a total of 715 employees reported for the week of November 15, 1939.

These preliminary figures have been derived from a Census report on Garvin County, Oklahoma, which also includes data for the city of Pauls Valley. Final figures, superseding the preliminary data for Garvin County, will be included in a Bulletin for the State of Oklahoma to be issued in several months. Similar data will be made available this year in preliminary and final form for each of the counties and States. A single copy of the preliminary release for Garvin County as well as an order blank for other area releases may be obtained by writing to the Bureau of the Census, Washington 25, D. C.

Table 1.—CENSUS OF BUSINESS PRELIMINARY RESULTS FOR 1948, BY TRADE GROUP

GARVIN COUNTY, OKLA.

Trade group and kind of business	Number of establishments	1948 sales and receipts (Thousand dollars)	Active proprietors of unincorporated businesses Nov. 1948	Paid employees, workweek ended nearest Nov. 15, 1948	
				Total employees ¹	Full workweek employees
RETAIL TRADE, total.....	390	19,729	403	984	807
Food group.....	98	4,383	104	117	94
Eating and drinking places.....	77	1,267	81	208	176
General merchandise grp, general stores..	17	1,572	10	148	82
Apparel group.....	17	683	18	33	26
Furniture-home furnishgs-appliance grp..	28	1,059	30	43	31
Automotive group.....	23	3,990	23	146	138
Gasoline service stations.....	45	1,323	50	76	66
Lumber-building-hardware group.....	41	4,172	35	135	121
Drug and proprietary stores.....	17	640	21	53	49
All other retail stores.....	27	640	31	25	24
WHOLESALE TRADE, total.....	43	17,385	26	179	x
Merchant wholesalers.....	20	12,837	7	118	x
Other types of wholesale.....	23	4,548	19	61	x
SELECTED SERVICE TRADES, ² /total.....	134	917	146	156	131
Personal services.....	80	471	91	96	86
All other service trades.....	54	446	55	60	45
HOTELS.....	7	147	7	18	17
AMUSEMENTS.....	18	245	15	35	x

x Not available

¹/ Includes employees paid for less than the full workweek.

²/ See General Description on last page for changes from the 1939 Census of Business in the coverage of Service Trades.

Table 2.—CENSUS OF BUSINESS PRELIMINARY RESULTS FOR 1948 FOR CITIES OF 2,500 INHABITANTS OR MORE

GARVIN COUNTY, OKLA.

(Data omitted for trade groups where necessary to avoid disclosure)

City and trade group ¹	Number of establishments	1948 sales and receipts (Thousand dollars)	Active proprietors of unincorporated businesses Nov. 1948	Paid employees, workweek ended nearest Nov. 15, 1948	
				Total employees ²	Full workweek employees
Pauls Valley:					
Retail trade.....	143	10,283	151	497	414
Wholesale trade.....	21	7,876	12	111	x
Selected service trades.....	44	345	52	71	64
Remainder of county:					
Retail trade.....	247	9,446	252	487	393
Wholesale trade.....	22	9,509	14	68	x
Selected service trades.....	90	572	94	85	67

x Not available.

1/ See General Description on this page for changes from the 1939 Census of Business in the coverage of Service Trades.

2/ Includes employees paid for less than the full workweek.

GENERAL DESCRIPTION OF PRELIMINARY RELEASES FOR THE 1948 CENSUS OF BUSINESS

This series of releases, of which one is planned for each county in the United States, presents preliminary results of the 1948 Census of Business. The information is based on reports submitted by business establishments for that Census. The figures shown are preliminary, and are subject to revision in the final Census publications, but the changes are expected to be relatively minor with respect to coverage. The final Census figures will be issued in a series of Business Census bulletins which will show additional detailed kind-of-business information for all places where there are a sufficient number of establishments.

The 1948 Census of Business was taken under the provision of the Act of June 19, 1948, which provides that the Business Census be taken for 1948 and for each fifth year thereafter. Previous Business Censuses were taken for the years 1929, 1933, 1935, and 1939.

Scope of the Census.—The 1948 Census of Business covered all establishments in the following trades, as defined by the Standard Industrial Classification Manual, May 1949 issue, of the Executive Office of the President: all retail trades; all wholesale trades; all service trades in the following four groups—personal services, business services, automobile repairs and services, and miscellaneous repair services; hotels; tourist courts and camps; and amusements, including motion picture theaters. Some important services not covered are radio broadcasting and television, medical and health, legal, educational, nonprofit, accounting, and domestic services.

This coverage is similar to that of the 1939 Business Census. However, "custom trades" and "services incidental to transportation," which are no longer included in the standard classification of the service trades, are not covered by the 1948 Census. In a number of localities, these exclusions as well as other changes in the standard classification may have

a considerable effect in comparing 1948 with 1939 data, particularly with respect to establishment count.

Establishment definition.—For Census purposes, a business establishment is defined to include only enterprises conducted from a recognizable place of business, provided that the annual sales were in excess of \$5,000 for a wholesale trade establishment and \$500 for establishments in other trades. A detailed analysis of coverage will be provided in future Census of Business publications.

"Number of establishments" is the number of separate business locations, rather than the number of business companies or organizations, since the Census figures represent information reported separately for each business location or establishment. The establishment count reflects the number of places in business at the end of 1948 excluding administrative and executive offices of multiunit organizations, and "chain store" warehouses.

Sales and receipts.—"1948 sales and receipts" represents sales of merchandise and receipts from repairs and other services to customers. The figures reflect deductions for returned goods and allowances, but not for trade-in allowances; they exclude sales and excise taxes collected from customers and paid directly to any taxing agency.

Proprietors.—"Active proprietors..." represents owners and partners of unincorporated businesses who devoted the major portion of their time to the business in November 1948.

Employment.—"Number of paid employees..." represents all employees on the pay roll for the pay period ending nearest November 15, 1948. "Full workweek" employees, whether regular or seasonal, are those who in the November 15 pay period were paid for working at least the number of hours typically worked in a week by employees of the reporting establishment.

1948 CENSUS OF BUSINESS

RETAIL, WHOLESALE, SERVICE TRADES

U. S. DEPARTMENT OF COMMERCE
BUREAU OF THE CENSUS

PRELIMINARY

For Release April 26, 1950

Release Series BC-1P-35-026

GRADY COUNTY, OKLA.

Retail, wholesale, and service establishments located in Grady County, Oklahoma, showed a substantial expansion in dollar volume of trade from 1939 to 1948 according to preliminary figures from the 1948 Census of Business released today by the Bureau of the Census, U. S. Department of Commerce.

Retail sales in the county during 1948 aggregated \$24.3 million, an increase of 208 percent over the \$7.9 million in 1939, when the preceding Census of Business was taken. Wholesale sales in the county reached a total of \$10.4 million in 1948 as compared with \$3.3 million in 1939. The service trades included in the Census of Business recorded receipts totaling \$1.2 million in 1948 compared with \$0.4 million in 1939.

Employment in the county also rose over the 9-year period between 1939 and 1948 for the above trades. Establishments in these trades reported a combined total of 1,746 paid employees for the workweek ended nearest November 15, 1948. This compared with a total of 1,428 employees reported for the week of November 15, 1939.

These preliminary figures have been derived from a Census report on Grady County, Oklahoma, which also includes data for the city of Chickasha. Final figures, superseding the preliminary data for Grady County, will be included in a Bulletin for the State of Oklahoma to be issued in several months. Similar data will be made available this year in preliminary and final form for each of the counties and States. A single copy of the preliminary release for Grady County as well as an order blank for other area releases may be obtained by writing to the Bureau of the Census, Washington 25, D. C.

Table 1.—CENSUS OF BUSINESS PRELIMINARY RESULTS FOR 1948, BY TRADE GROUP

GRADY COUNTY, OKLA.

Trade group and kind of business	Number of establishments	1948 sales and receipts (Thousand dollars)	Active proprietors of unincorporated businesses Nov. 1948	Paid employees, workweek ended nearest Nov. 15, 1948	
				Total employees ¹	Full workweek employees
RETAIL TRADE, total.....	478	24,304	481	1,293	1,054
Food group.....	132	5,299	138	165	138
Eating and drinking places.....	86	991	86	160	132
General merchandise grp, general stores.	21	3,547	18	289	209
Apparel group.....	11	894	8	57	43
Furniture-home furnishings-appliance grp.	22	1,302	20	68	66
Automotive group.....	42	5,082	44	198	187
Gasoline service stations.....	69	1,456	70	62	58
Lumber-building-hardware group.....	43	3,525	41	180	130
Drug and proprietary stores.....	15	877	19	57	48
All other retail stores.....	37	1,331	37	57	43
WHOLESALE TRADE, total.....	62	10,395	43	239	x
Merchant wholesalers.....	29	5,940	19	165	x
Petroleum bulk plants, terminals.....	21	2,781	17	39	x
Other types of wholesale.....	12	1,674	7	35	x
SELECTED SERVICE TRADES, ² /total.....	156	1,241	175	214	191
Personal services.....	83	660	95	151	133
All other service trades.....	73	581	80	63	58

x Not available.

¹/ Includes employees paid for less than the full workweek.

²/ See General Description on last page for changes from the 1939 Census of Business in the coverage of Service Trades.

Table 2.—CENSUS OF BUSINESS PRELIMINARY RESULTS FOR 1948 FOR CITIES OF 2,500 INHABITANTS OR MORE

GRADY COUNTY, OKLA.

(Data omitted for trade groups where necessary to avoid disclosure)

City and trade group ¹	Number of establishments	1948 sales and receipts (Thousand dollars)	Active proprietors of unincorporated businesses Nov. 1948	Paid employees, workweek ended nearest Nov. 15, 1948	
				Total employees ²	Full workweek employees
Chickasha:					
Retail trade.....	274	18,904	276	1,069	885
Wholesale trade.....	43	7,378	31	191	x
Selected service trades....	99	992	113	188	172
Remainder of county:					
Retail trade.....	204	5,400	205	224	169
Wholesale trade.....	19	3,017	12	48	x
Selected service trades....	57	249	62	26	19

x Not available.

1/ See General Description on this page for changes from the 1939 Census of Business in the coverage of Service Trades.

2/ Includes employees paid for less than the full workweek.

GENERAL DESCRIPTION OF PRELIMINARY RELEASES FOR THE 1948 CENSUS OF BUSINESS

This series of releases, of which one is planned for each county in the United States, presents preliminary results of the 1948 Census of Business. The information is based on reports submitted by business establishments for that Census. The figures shown are preliminary, and are subject to revision in the final Census publications, but the changes are expected to be relatively minor with respect to coverage. The final Census figures will be issued in a series of Business Census bulletins which will show additional detailed kind-of-business information for all places where there are a sufficient number of establishments.

The 1948 Census of Business was taken under the provision of the Act of June 19, 1948, which provides that the Business Census be taken for 1948 and for each fifth year thereafter. Previous Business Censuses were taken for the years 1929, 1933, 1935, and 1939.

Scope of the Census.—The 1948 Census of Business covered all establishments in the following trades, as defined by the Standard Industrial Classification Manual, May 1949 issue, of the Executive Office of the President: all retail trades; all wholesale trades; all service trades in the following four groups—personal services, business services, automobile repairs and services, and miscellaneous repair services; hotels; tourist courts and camps; and amusements, including motion picture theaters. Some important services not covered are radio broadcasting and television, medical and health, legal, educational, nonprofit, accounting, and domestic services.

This coverage is similar to that of the 1939 Business Census. However, "custom trades" and "services incidental to transportation," which are no longer included in the standard classification of the service trades, are not covered by the 1948 Census. In a number of localities, these exclusions as well as other changes in the standard classification may have

a considerable effect in comparing 1948 with 1939 data, particularly with respect to establishment count.

Establishment definition.—For Census purposes, a business establishment is defined to include only enterprises conducted from a recognizable place of business, provided that the annual sales were in excess of \$5,000 for a wholesale trade establishment and \$500 for establishments in other trades. A detailed analysis of coverage will be provided in future Census of Business publications.

"Number of establishments" is the number of separate business locations, rather than the number of business companies or organizations, since the Census figures represent information reported separately for each business location or establishment. The establishment count reflects the number of places in business at the end of 1948 excluding administrative and executive offices of multiunit organizations, and "chain store" warehouses.

Sales and receipts.—"1948 sales and receipts" represents sales of merchandise and receipts from repairs and other services to customers. The figures reflect deductions for returned goods and allowances, but not for trade-in allowances; they exclude sales and excise taxes collected from customers and paid directly to any taxing agency.

Proprietors.—"Active proprietors..." represents owners and partners of unincorporated businesses who devoted the major portion of their time to the business in November 1948.

Employment.—"Number of paid employees..." represents all employees on the pay roll for the pay period ending nearest November 15, 1948. "Full workweek" employees, whether regular or seasonal, are those who in the November 15 pay period were paid for working at least the number of hours typically worked in a week by employees of the reporting establishment.

1948 CENSUS OF BUSINESS

RETAIL, WHOLESALE, SERVICE TRADES

U. S. DEPARTMENT OF COMMERCE
BUREAU OF THE CENSUS

PRELIMINARY

For Release April 17, 1950

Release Series BC-1P-35-027

GRANT COUNTY, OKLA.

Retail, wholesale, and service establishments located in Grant County, Oklahoma, showed a substantial expansion in dollar volume of trade from 1939 to 1948 according to preliminary figures from the 1948 Census of Business released today by the Bureau of the Census, U. S. Department of Commerce.

Retail sales in the county during 1948 aggregated \$6.5 million, an increase of 160 percent over the \$2.5 million in 1939, when the preceding Census of Business was taken. Wholesale sales in the county reached a total of \$10.0 million in 1948 as compared with \$3.8 million in 1939. The service trades included in the Census of Business recorded receipts totaling \$260,000 in 1948 compared with \$104,000 in 1939.

Employment in the county also rose over the 9-year period between 1939 and 1948 for the above trades. Establishments in these trades reported a combined total of 384 paid employees for the workweek ended nearest November 15, 1948. This compared with a total of 349 employees reported for the week of November 15, 1939.

These preliminary figures have been derived from a Census report on Grant County, Oklahoma. Final figures, superseding the preliminary data for Grant County, will be included in a Bulletin for the State of Oklahoma to be issued in several months. Similar data will be made available this year in preliminary and final form for each of the counties and States. A single copy of the preliminary release for Grant County as well as an order blank for other area releases may be obtained by writing to the Bureau of the Census, Washington 25, D. C.

Table 1.—CENSUS OF BUSINESS PRELIMINARY RESULTS FOR 1948, BY TRADE GROUP
GRANT COUNTY, OKLA.

Trade group and kind of business	Number of establishments	1948 sales and receipts (Thousand dollars)	Active proprietors of unincorporated businesses Nov. 1948	Paid employees, workweek ended nearest Nov. 15, 1948	
				Total employees ¹	Full workweek employees
RETAIL TRADE, total.....	149	6,511	146	287	205
Food group.....	27	1,500	28	52	31
Eating and drinking places.....	21	285	22	66	38
Gasoline service stations.....	25	688	24	24	20
All other retail stores.....	76	4,038	72	145	116
WHOLESALE TRADE, total.....	42	9,964	19	77	x
Merchant wholesalers.....	5	587	5	17	x
Other types of wholesalers.....	37	9,377	14	60	x
SELECTED SERVICE TRADES, ^{2/} total.....	54	260	60	20	18
Personal services.....	27	71	28	10	9
All other service trades.....	27	189	32	10	9

x Not available.

^{1/} Includes employees paid for less than the full workweek.

^{2/} See General Description on last page for changes from the 1939 Census of Business in the coverage of Service Trades.

GENERAL DESCRIPTION OF PRELIMINARY RELEASES FOR THE 1948 CENSUS OF BUSINESS

This series of releases, of which one is planned for each county in the United States, presents preliminary results of the 1948 Census of Business. The information is based on reports submitted by business establishments for that Census. The figures shown are preliminary, and are subject to revision in the final Census publications, but the changes are expected to be relatively minor with respect to coverage. The final Census figures will be issued in a series of Business Census bulletins which will show additional detailed kind-of-business information for all places where there are a sufficient number of establishments.

The 1948 Census of Business was taken under the provision of the Act of June 19, 1948, which provides that the Business Census be taken for 1948 and for each fifth year thereafter. Previous Business Censuses were taken for the years 1929, 1933, 1935, and 1939.

Scope of the Census.—The 1948 Census of Business covered all establishments in the following trades, as defined by the Standard Industrial Classification Manual, May 1949 issue, of the Executive Office of the President: all retail trades; all wholesale trades; all service trades in the following four groups—personal services, business services, automobile repairs and services, and miscellaneous repair services; hotels; tourist courts and camps; and amusements, including motion picture theaters. Some important services not covered are radio broadcasting and television, medical and health, legal, educational, nonprofit, accounting, and domestic services.

This coverage is similar to that of the 1939 Business Census. However, "custom trades" and "services incidental to transportation," which are no longer included in the standard classification of the service trades, are not covered by the 1948 Census. In a number of localities, these exclusions as well as other changes in the standard classification may have a considerable effect in comparing

1948 with 1939 data, particularly with respect to establishment count.

Establishment definition.—For Census purposes, a business establishment is defined to include only enterprises conducted from a recognizable place of business, provided that the annual sales were in excess of \$5,000 for a wholesale trade establishment and \$500 for establishments in other trades. A detailed analysis of coverage will be provided in future Census of Business publications.

"Number of establishments" is the number of separate business locations, rather than the number of business companies or organizations, since the Census figures represent information reported separately for each business location or establishment. The establishment count reflects the number of places in business at the end of 1948 excluding administrative and executive offices of multiunit organizations, and "chain store" warehouses.

Sales and receipts.—"1948 sales and receipts" represents sales of merchandise and receipts from repairs and other services to customers. The figures reflect deductions for returned goods and allowances, but not for trade-in allowances; they exclude sales and excise taxes collected from customers and paid directly to any taxing agency.

Proprietors.—"Active proprietors..." represents owners and partners of unincorporated businesses who devoted the major portion of their time to the business in November 1948.

Employment.—"Number of paid employees..." represents all employees on the pay roll for the pay period ending nearest November 15, 1948. "Full workweek" employees, whether regular or seasonal, are those who in the November 15 pay period were paid for working at least the number of hours typically worked in a week by employees of the reporting establishment.

1948 CENSUS OF BUSINESS

RETAIL, WHOLESALE, SERVICE TRADES

U. S. DEPARTMENT OF COMMERCE
BUREAU OF THE CENSUS

PRELIMINARY

For Release April 17, 1950

Release Series BC-1P-35-028

GREER COUNTY, OKLA.

Retail, wholesale, and service establishments located in Greer County, Oklahoma, showed a substantial expansion in dollar volume of trade from 1939 to 1948 according to preliminary figures from the 1948 Census of Business released today by the Bureau of the Census, U. S. Department of Commerce.

Retail sales in the county during 1948 aggregated \$7.9 million, an increase of 193 percent over the \$2.7 million in 1929, when the preceding Census of Business was taken. Wholesale sales in the county reached a total of \$4.3 million in 1948 as compared with \$1.7 million in 1939. The service trades included in the Census of Business recorded receipts totaling \$435,000 in 1948 compared with \$153,000 in 1939.

Employment in the county also rose over the 9-year period between 1939 and 1948 for the above trades. Establishments in these trades reported a combined total of 507 paid employees for the workweek ended nearest November 15, 1948. This compared with a total of 425 employees reported for the week of November 15, 1939.

These preliminary figures have been derived from a Census report on Greer County, Oklahoma, which also includes data for the city of Mangum. Final figures, superseding the preliminary data for Greer County, will be included in a Bulletin for the State of Oklahoma to be issued in several months. Similar data will be made available this year in preliminary and final form for each of the counties and States. A single copy of the preliminary release for Greer County as well as an order blank for other area releases may be obtained by writing to the Bureau of the Census, Washington 25, D. C.

Table 1.—CENSUS OF BUSINESS PRELIMINARY RESULTS FOR 1948, BY TRADE GROUP

GREER COUNTY, OKLA.

Trade group and kind of business	Number of establishments	1948 sales and receipts (Thousand dollars)	Active proprietors of unincorporated businesses Nov. 1948	Paid employees, workweek ended nearest Nov. 15, 1948	
				Total employees ¹	Full workweek employees
RETAIL TRADE, total.....	160	7,926	156	400	292
Food group.....	36	2,323	37	71	53
Eating and drinking places.....	24	291	24	55	43
Apparel group.....	11	561	13	36	19
Furniture-home furnishings-appliance grp	7	478	6	17	14
Automotive group.....	12	1,286	14	54	50
Gasoline service stations.....	24	640	25	28	22
Lumber-building-hardware group.....	20	1,443	15	49	45
Drug and proprietary stores.....	7	275	7	27	19
All other retail stores.....	19	629	15	63	27
WHOLESALE TRADE, total.....	28	4,268	21	43	x
Merchant wholesalers.....	6	475	7	8	x
Other types of wholesalers.....	22	3,793	14	35	x
SELECTED SERVICE TRADES, ² /total.....	72	435	75	64	56
Personal services.....	43	260	45	47	42
All other service trades.....	29	175	30	17	14

x Not available.

¹/ Includes employees paid for less than the full workweek.

²/ See General Description on last page for changes from the 1939 Census of Business in the coverage of Service Trades.

Table 2.—CENSUS OF BUSINESS PRELIMINARY RESULTS FOR 1948 FOR CITIES OF 2,500 INHABITANTS OR MORE

GREER COUNTY, OKLA.

(Data omitted for trade groups where necessary to avoid disclosure)

City and trade group ¹	Number of establishments	1948 sales and receipts (Thousand dollars)	Active proprietors of unincorporated businesses Nov. 1948	Paid employees, workweek ended nearest Nov. 15, 1948	
				Total employees ²	Full workweek employees
Mangum:					
Retail trade.....	102	6,388	100	334	251
Selected service trades....	50	356	52	56	53
Remainder of county:					
Retail trade.....	58	1,538	56	66	41
Selected service trades....	22	79	23	8	3

1/ See General Description on this page for changes from the 1939 Census of Business in the coverage of Service Trades.

2/ Includes employees paid for less than the full workweek.

GENERAL DESCRIPTION OF PRELIMINARY RELEASES FOR THE 1948 CENSUS OF BUSINESS

This series of releases, of which one is planned for each county in the United States, presents preliminary results of the 1948 Census of Business. The information is based on reports submitted by business establishments for that Census. The figures shown are preliminary, and are subject to revision in the final Census publications, but the changes are expected to be relatively minor with respect to coverage. The final Census figures will be issued in a series of Business Census bulletins which will show additional detailed kind-of-business information for all places where there are a sufficient number of establishments.

The 1948 Census of Business was taken under the provision of the Act of June 19, 1948, which provides that the Business Census be taken for 1948 and for each fifth year thereafter. Previous Business Censuses were taken for the years 1929, 1933, 1935, and 1939.

Scope of the Census.—The 1948 Census of Business covered all establishments in the following trades, as defined by the Standard Industrial Classification Manual, May 1949 issue, of the Executive Office of the President: all retail trades; all wholesale trades; all service trades in the following four groups—personal services, business services, automobile repairs and services, and miscellaneous repair services; hotels; tourist courts and camps; and amusements, including motion picture theaters. Some important services not covered are radio broadcasting and television, medical and health, legal, educational, nonprofit, accounting, and domestic services.

This coverage is similar to that of the 1939 Business Census. However, "custom trades" and "services incidental to transportation," which are no longer included in the standard classification of the service trades, are not covered by the 1948 Census. In a number of localities, these exclusions as well as other changes in the standard classification may have

a considerable effect in comparing 1948 with 1939 data, particularly with respect to establishment count.

Establishment definition.—For Census purposes, a business establishment is defined to include only enterprises conducted from a recognizable place of business, provided that the annual sales were in excess of \$5,000 for a wholesale trade establishment and \$500 for establishments in other trades. A detailed analysis of coverage will be provided in future Census of Business publications.

"Number of establishments" is the number of separate business locations, rather than the number of business companies or organizations, since the Census figures represent information reported separately for each business location or establishment. The establishment count reflects the number of places in business at the end of 1948 excluding administrative and executive offices of multiunit organizations, and "chain store" warehouses.

Sales and receipts.—"1948 sales and receipts" represents sales of merchandise and receipts from repairs and other services to customers. The figures reflect deductions for returned goods and allowances, but not for trade-in allowances; they exclude sales and excise taxes collected from customers and paid directly to any taxing agency.

Proprietors.—"Active proprietors..." represents owners and partners of unincorporated businesses who devoted the major portion of their time to the business in November 1948.

Employment.—"Number of paid employees..." represents all employees on the pay roll for the pay period ending nearest November 15, 1948. "Full workweek" employees, whether regular or seasonal, are those who in the November 15 pay period were paid for working at least the number of hours typically worked in a week by employees of the reporting establishment.

1948 CENSUS OF BUSINESS

RETAIL, WHOLESALE, SERVICE TRADES

U. S. DEPARTMENT OF COMMERCE
BUREAU OF THE CENSUS

PRELIMINARY

For Release May 4, 1950

Release Series BC-1P-35-029

HARMON COUNTY, OKLA.

Retail, wholesale, and service establishments located in Harmon County, Oklahoma, showed a substantial expansion in dollar volume of trade from 1939 to 1948 according to preliminary figures from the 1948 Census of Business released today by the Bureau of the Census, U. S. Department of Commerce.

Retail sales in the county during 1948 aggregated \$5.7 million, an increase of 375 percent over the \$1.2 million in 1939, when the preceding Census of Business was taken. Wholesale sales in the county reached a total of \$4.0 million in 1948 as compared with \$0.3 million in 1939. The service trades included in the Census of Business recorded receipts totaling \$181,000 in 1948 compared with \$92,000 in 1939.

Employment in the county also rose over the 9-year period between 1939 and 1948 for the above trades. Establishments in these trades reported a combined total of 344 paid employees for the workweek ended nearest November 15, 1948. This compared with a total of 220 employees reported for the week of November 15, 1939.

These preliminary figures have been derived from a Census report on Harmon County, Oklahoma, which also includes data for the city of Hollis. Final figures, superseding the preliminary data for Harmon County, will be included in a Bulletin for the State of Oklahoma to be issued in several months. Similar data will be made available this year in preliminary and final form for each of the counties and States. A single copy of the preliminary release for Harmon County as well as an order blank for other area releases may be obtained by writing to the Bureau of the Census, Washington 25, D. C.

Table 1.—CENSUS OF BUSINESS PRELIMINARY RESULTS FOR 1948, BY TRADE GROUP

HARMON COUNTY, OKLA.

Trade group and kind of business	Number of establishments	1948 sales and receipts (Thousand dollars)	Active proprietors of unincorporated businesses Nov. 1948	Paid employees, workweek ended nearest Nov. 15, 1948	
				Total employees ¹	Full workweek employees
RETAIL TRADE, total.....	106	5,726	106	277	189
Food group.....	22	1,151	23	39	25
Eating and drinking places.....	18	363	18	45	29
Gasoline service stations.....	10	427	8	24	19
All other retail stores.....	56	3,785	57	169	116
WHOLESALE TRADE.....	12	4,023	5	42	x
SELECTED SERVICE TRADES, ² /total.....	34	181	40	25	23
Personal services.....	22	135	27	22	20
All other service trades.....	12	46	13	3	3

x Not available.

¹/ Includes employees paid for less than the full workweek.

²/ See General Description on last page for changes from the 1939 Census of Business in the coverage of Service Trades.

Table 2.—CENSUS OF BUSINESS PRELIMINARY RESULTS FOR 1948 FOR CITIES OF 2,500 INHABITANTS OR MORE

HARMON COUNTY, OKLA.

(Data omitted for trade groups where necessary to avoid disclosure)

City and trade group ¹	Number of establishments	1948 sales and receipts (Thousand dollars)	Active proprietors of unincorporated businesses Nov. 1948	Paid employees, workweek ended nearest Nov. 15, 1948	
				Total employees ¹	Full workweek employees
Hollis:					
Retail trade.....	83	5,047	77	260	180
Remainder of county:					
Retail trade.....	23	679	29	17	9

¹/ Includes employees paid for less than the full workweek.

GENERAL DESCRIPTION OF PRELIMINARY RELEASES FOR THE 1948 CENSUS OF BUSINESS

This series of releases, of which one is planned for each county in the United States, presents preliminary results of the 1948 Census of Business. The information is based on reports submitted by business establishments for that Census. The figures shown are preliminary, and are subject to revision in the final Census publications, but the changes are expected to be relatively minor with respect to coverage. The final Census figures will be issued in a series of Business Census bulletins which will show additional detailed kind-of-business information for all places where there are a sufficient number of establishments.

The 1948 Census of Business was taken under the provision of the Act of June 19, 1948, which provides that the Business Census be taken for 1948 and for each fifth year thereafter. Previous Business Censuses were taken for the years 1929, 1933, 1936, and 1939.

Scope of the Census.—The 1948 Census of Business covered all establishments in the following trades, as defined by the Standard Industrial Classification Manual, May 1949 issue, of the Executive Office of the President: all retail trades; all wholesale trades; all service trades in the following four groups—personal services, business services, automobile repairs and services, and miscellaneous repair services; hotels; tourist courts and camps; and amusements, including motion picture theaters. Some important services not covered are radio broadcasting and television, medical and health, legal, educational, nonprofit, accounting, and domestic services.

This coverage is similar to that of the 1939 Business Census. However, "custom trades" and "services incidental to transportation," which are no longer included in the standard classification of the service trades, are not covered by the 1948 Census. In a number of localities, these exclusions as well as

other changes in the standard classification may have a considerable effect in comparing 1948 with 1939 data, particularly with respect to establishment count.

Establishment definition.—For Census purposes, a business establishment is defined to include only enterprises conducted from a recognizable place of business, provided that the annual sales were in excess of \$5,000 for a wholesale trade establishment and \$500 for establishments in other trades. A detailed analysis of coverage will be provided in future Census of Business publications.

"Number of establishments" is the number of separate business locations, rather than the number of business companies or organizations, since the Census figures represent information reported separately for each business location or establishment. The establishment count reflects the number of places in business at the end of 1948 excluding administrative and executive offices of multinit organizations, and "chain store" warehouses.

Sales and receipts.—"1948 sales and receipts" represents sales of merchandise and receipts from repairs and other services to customers. The figures reflect deductions for returned goods and allowances, but not for trade-in allowances; they exclude sales and excise taxes collected from customers and paid directly to any taxing agency.

Proprietors.—"Active proprietors..." represents owners and partners of unincorporated businesses who devoted the major portion of their time to the business in November 1948.

Employment.—"Number of paid employees..." represents all employees on the pay roll for the pay period ending nearest November 15, 1948. "Full workweek" employees, whether regular or seasonal, are those who in the November 15 pay period were paid for working at least the number of hours typically worked in a week by employees of the reporting establishment.

1948 CENSUS OF BUSINESS

RETAIL, WHOLESALE, SERVICE TRADES

U. S. DEPARTMENT OF COMMERCE
BUREAU OF THE CENSUS

PRELIMINARY

For Release May 8, 1950

Release Series BC-1P- 35-030

HARPER COUNTY, OKLA.

Retail, wholesale, and service establishments located in Harper County, Oklahoma, showed a substantial expansion in dollar volume of trade from 1939 to 1948 according to preliminary figures from the 1948 Census of Business released today by the Bureau of the Census, U. S. Department of Commerce.

Retail sales in the county during 1948 aggregated \$4.7 million, an increase of 370 percent over the \$1.0 million in 1939, when the preceding Census of Business was taken. Wholesale sales in the county reached a total of \$6.1 million in 1948 as compared with \$0.8 million in 1939. The service trades included in the Census of Business recorded receipts totaling \$196,000 in 1948 compared with \$50,000 in 1939.

Employment in the county also rose over the 9-year period between 1939 and 1948 for the above trades. Establishments in these trades reported a combined total of 293 paid employees for the workweek ended nearest November 15, 1948. This compared with a total of 213 employees reported for the week of November 15, 1939.

These preliminary figures have been derived from a Census report on Harper County, Oklahoma. Final figures, superseding the preliminary data for Harper County, will be included in a Bulletin for the State of Oklahoma to be issued in several months. Similar data will be made available this year in preliminary and final form for each of the counties and States. A single copy of the preliminary release for Harper County as well as an order blank for other area releases may be obtained by writing to the Bureau of the Census, Washington 25, D. C.

Table 1.—CENSUS OF BUSINESS PRELIMINARY RESULTS FOR 1948, BY TRADE GROUP

HARPER COUNTY, OKLA.

Trade group and kind of business	Number of establishments	1948 sales and receipts (Thousand dollars)	Active proprietors of unincorporated businesses Nov. 1948	Paid employees, workweek ended nearest Nov. 15, 1948	
				Total employees ¹	Full workweek employees
RETAIL TRADE, total.....	97	4,746	98	233	166
Food group.....	17	896	13	40	31
Eating and drinking places.....	13	229	14	70	39
Gasoline service stations.....	20	439	25	16	12
All other retail stores.....	47	3,182	46	107	84
WHOLESALE TRADE.....	25	6,079	15	38	x
SELECTED SERVICE TRADES, ^{2/} total.....	33	196	32	22	17
Personal services.....	16	73	16	16	11
All other service trades.....	17	123	16	6	6

x Not available.

^{1/} Includes employees paid for less than the full workweek.

^{2/} See General Description on last page for changes from the 1939 Census of Business in the coverage of Service Trades.

GENERAL DESCRIPTION OF PRELIMINARY RELEASES FOR THE 1948 CENSUS OF BUSINESS

This series of releases, of which one is planned for each county in the United States, presents preliminary results of the 1948 Census of Business. The information is based on reports submitted by business establishments for that Census. The figures shown are preliminary, and are subject to revision in the final Census publications, but the changes are expected to be relatively minor with respect to coverage. The final Census figures will be issued in a series of Business Census bulletins which will show additional detailed kind-of-business information for all places where there are a sufficient number of establishments.

The 1948 Census of Business was taken under the provision of the Act of June 19, 1948, which provides that the Business Census be taken for 1948 and for each fifth year thereafter. Previous Business Censuses were taken for the years 1929, 1933, 1935, and 1939.

Scope of the Census.—The 1948 Census of Business covered all establishments in the following trades, as defined by the Standard Industrial Classification Manual, May 1949 issue, of the Executive Office of the President: all retail trades; all wholesale trades; all service trades in the following four groups—personal services, business services, automobile repairs and services, and miscellaneous repair services; hotels; tourist courts and camps; and amusements, including motion picture theaters. Some important services not covered are radio broadcasting and television, medical and health, legal, educational, nonprofit, accounting, and domestic services.

This coverage is similar to that of the 1939 Business Census. However, "custom trades" and "services incidental to transportation," which are no longer included in the standard classification of the service trades, are not covered by the 1948 Census. In a number of localities, these exclusions as well as other changes in the standard classification may have a considerable effect in comparing

1948 with 1939 data, particularly with respect to establishment count.

Establishment definition.—For Census purposes, a business establishment is defined to include only enterprises conducted from a recognizable place of business, provided that the annual sales were in excess of \$5,000 for a wholesale trade establishment and \$500 for establishments in other trades. A detailed analysis of coverage will be provided in future Census of Business publications.

"Number of establishments" is the number of separate business locations, rather than the number of business companies or organizations, since the Census figures represent information reported separately for each business location or establishment. The establishment count reflects the number of places in business at the end of 1948 excluding administrative and executive offices of multiunit organizations, and "chain store" warehouses.

Sales and receipts.—"1948 sales and receipts" represents sales of merchandise and receipts from repairs and other services to customers. The figures reflect deductions for returned goods and allowances, but not for trade-in allowances; they exclude sales and excise taxes collected from customers and paid directly to any taxing agency.

Proprietors.—"Active proprietors..." represents owners and partners of unincorporated businesses who devoted the major portion of their time to the business in November 1948.

Employment.—"Number of paid employees..." represents all employees on the pay roll for the pay period ending nearest November 15, 1948. "Full workweek" employees, whether regular or seasonal, are those who in the November 15 pay period were paid for working at least the number of hours typically worked in a week by employees of the reporting establishment.

1948 CENSUS OF BUSINESS

RETAIL, WHOLESALE, SERVICE TRADES

U. S. DEPARTMENT OF COMMERCE
BUREAU OF THE CENSUS

PRELIMINARY

For Release May 4, 1950

Release Series BC-1P-35-031

HASKELL COUNTY, OKLA.

Retail and service establishments located in Haskell County, Oklahoma, showed a substantial expansion in dollar volume of trade from 1939 to 1948 according to preliminary figures from the 1948 Census of Business released today by the Bureau of the Census, U. S. Department of Commerce.

Retail sales in the county during 1948 aggregated \$4.5 million, an increase of 181 percent over the \$1.6 million in 1939, when the preceding Census of Business was taken. The service trades included in the Census of Business recorded receipts totaling \$166,000 in 1948 compared with \$80,000 in 1939.

Employment in the county also rose over the 9-year period between 1939 and 1948 for the above trades. Establishments in these trades reported a combined total of 260 paid employees for the workweek ended nearest November 16, 1948. This compared with a total of 149 employees reported for the week of November 15, 1939.

These preliminary figures have been derived from a Census report on Haskell County, Oklahoma. Final figures, superseding the preliminary data for Haskell County, will be included in a Bulletin for the State of Oklahoma to be issued in several months. Similar data will be made available this year in preliminary and final form for each of the counties and States. A single copy of the preliminary release for Haskell County as well as an order blank for other area releases may be obtained by writing to the Bureau of the Census, Washington 25, D. C.

Table 1.—CENSUS OF BUSINESS PRELIMINARY RESULTS FOR 1948, BY TRADE GROUP

HASKELL COUNTY, OKLA.

Trade group and kind of business	Number of establishments	1948 sales and receipts (Thousand dollars)	Active proprietors of unincorporated businesses Nov. 1948	Paid employees, workweek ended nearest Nov. 15, 1948	
				Total employees ¹	Full workweek employees
RETAIL TRADE, total.....	122	4,483	116	241	192
Food group.....	35	851	38	32	22
Eating and drinking places.....	24	269	22	29	17
Gasoline service stations.....	25	291	25	13	12
All other retail stores.....	38	3,072	31	167	141
SELECTED SERVICE TRADES, ² /total.....	34	166	36	19	18
Personal services.....	17	103	17	14	13
All other service trades.....	17	63	19	5	5

¹/ Includes employees paid for less than the full workweek.

²/ See General Description on last page for changes from the 1939 Census of Business in the coverage of Service Trades.

GENERAL DESCRIPTION OF PRELIMINARY RELEASES FOR THE 1948 CENSUS OF BUSINESS

This series of releases, of which one is planned for each county in the United States, presents preliminary results of the 1948 Census of Business. The information is based on reports submitted by business establishments for that Census. The figures shown are preliminary, and are subject to revision in the final Census publications, but the changes are expected to be relatively minor with respect to coverage. The final Census figures will be issued in a series of Business Census bulletins which will show additional detailed kind-of-business information for all places where there are a sufficient number of establishments.

The 1948 Census of Business was taken under the provision of the Act of June 19, 1948, which provides that the Business Census be taken for 1948 and for each fifth year thereafter. Previous Business Censuses were taken for the years 1929, 1933, 1935, and 1939.

Scope of the Census.--The 1948 Census of Business covered all establishments in the following trades, as defined by the Standard Industrial Classification Manual, May 1949 issue, of the Executive Office of the President: all retail trades; all wholesale trades; all service trades in the following four groups--personal services, business services, automobile repairs and services, and miscellaneous repair services; hotels; tourist courts and camps; and amusements, including motion picture theaters. Some important services not covered are radio broadcasting and television, medical and health, legal, educational, nonprofit, accounting, and domestic services.

This coverage is similar to that of the 1939 Business Census. However, "custom trades" and "services incidental to transportation," which are no longer included in the standard classification of the service trades, are not covered by the 1948 Census. In a number of localities, these exclusions as well as other changes in the standard classification may have a considerable effect in comparing

1948 with 1939 data, particularly with respect to establishment count.

Establishment definition.--For Census purposes, a business establishment is defined to include only enterprises conducted from a recognizable place of business, provided that the annual sales were in excess of \$5,000 for a wholesale trade establishment and \$500 for establishments in other trades. A detailed analysis of coverage will be provided in future Census of Business publications.

"Number of establishments" is the number of separate business locations, rather than the number of business companies or organizations, since the Census figures represent information reported separately for each business location or establishment. The establishment count reflects the number of places in business at the end of 1948 excluding administrative and executive offices of multiunit organizations, and "chain store" warehouses.

Sales and receipts.--"1948 sales and receipts" represents sales of merchandise and receipts from repairs and other services to customers. The figures reflect deductions for returned goods and allowances, but not for trade-in allowances; they exclude sales and excise taxes collected from customers and paid directly to any taxing agency.

Proprietors.--"Active proprietors..." represents owners and partners of unincorporated businesses who devoted the major portion of their time to the business in November 1948.

Employment.--"Number of paid employees..." represents all employees on the pay roll for the pay period ending nearest November 15, 1948. "Full workweek" employees, whether regular or seasonal, are those who in the November 15 pay period were paid for working at least the number of hours typically worked in a week by employees of the reporting establishment.

1948 CENSUS OF BUSINESS

RETAIL, WHOLESALE, SERVICE TRADES

U. S. DEPARTMENT OF COMMERCE
BUREAU OF THE CENSUS

PRELIMINARY

For Release April 13, 1950

Release Series BC-1P-35-032

HUGHES COUNTY, OKLA.

Retail, wholesale, and service establishments located in Hughes County, Oklahoma, showed a substantial expansion in dollar volume of trade from 1939 to 1948 according to preliminary figures from the 1948 Census of Business released today by the Bureau of the Census, U. S. Department of Commerce.

Retail sales in the county during 1948 aggregated \$11.4 million, an increase of 185 percent over the \$4.0 million in 1939, when the preceding Census of Business was taken. Wholesale sales in the county reached a total of \$2.7 million in 1948 as compared with \$1.0 million in 1939. The service trades included in the Census of Business recorded receipts totaling \$489,000 in 1948 compared with \$138,000 in 1939.

Employment in the county also rose over the 9-year period between 1939 and 1948 for the above trades. Establishments in these trades reported a combined total of 780 paid employees for the workweek ended nearest November 15, 1948. This compared with a total of 590 employees reported for the week of November 15, 1939.

These preliminary figures have been derived from a Census report on Hughes County, Oklahoma, which also includes data for the city of Holdenville. Final figures, superseding the preliminary data for Hughes County, will be included in a Bulletin for the State of Oklahoma to be issued in several months. Similar data will be made available this year in preliminary and final form for each of the counties and States. A single copy of the preliminary release for Hughes County as well as an order blank for other area releases may be obtained by writing to the Bureau of the Census, Washington 25, D. C.

Table 1.—CENSUS OF BUSINESS PRELIMINARY RESULTS FOR 1948, BY TRADE GROUP

HUGHES COUNTY, OKLA.

Trade group and kind of business	Number of establishments	1948 sales and receipts (Thousand dollars)	Active proprietors of unincorporated businesses Nov. 1948	Paid employees, workweek ended nearest Nov. 15, 1948	
				Total employees ¹	Full workweek employees
RETAIL TRADE, total.....	256	11,368	255	605	489
Food group.....	68	3,107	72	71	56
Eating and drinking places.....	48	643	52	148	109
General merchandise grp, general stores.....	16	1,516	10	114	77
Apparel group.....	10	589	9	33	27
Furniture-home furnishgs-appliance grp.....	11	781	12	22	20
Automotive group.....	17	2,054	18	87	83
Gasoline service stations.....	40	630	39	34	31
Lumber-building-hardware group.....	16	1,058	14	35	35
Drug and proprietary stores.....	13	401	14	29	21
All other retail stores.....	17	589	15	32	30
WHOLESALE TRADE, total.....	32	2,724	25	79	x
Merchant wholesalers.....	11	1,071	7	36	x
Other types of wholesalers.....	21	1,653	18	43	x
SELECTED SERVICE TRADES, ² /total.....	85	489	92	96	90
Personal services.....	53	373	54	84	78
All other service trades.....	32	116	38	12	12

x Not available.

¹/ Includes employees paid for less than the full workweek.

²/ See General Description on last page for changes from the 1939 Census of Business in the coverage of Service Trades.

Table 2.—CENSUS OF BUSINESS PRELIMINARY RESULTS FOR 1948 FOR CITIES OF 2,500 INHABITANTS OR MORE

HUGHES COUNTY, OKLA.

(Data omitted for trade groups where necessary to avoid disclosure)

City and trade group ¹	Number of establishments	1948 sales and receipts (Thousand dollars)	Active proprietors of unincorporated businesses Nov. 1948	Paid employees, workweek ended nearest Nov. 15, 1948	
				Total employees ²	Full workweek employees
Holdenville:					
Retail trade.....	118	7,576	114	431	356
Wholesale trade.....	18	1,833	14	42	x
Selected service trades....	47	369	52	84	81
Remainder of county:					
Retail trade.....	138	3,792	141	174	133
Wholesale trade.....	14	891	11	37	x
Selected service trades....	38	120	40	12	9

x Not available.

1/ See General Description on this page for changes from the 1939 Census of Business in the coverage of Service Trades.

2/ Includes employees paid for less than the full workweek.

GENERAL DESCRIPTION OF PRELIMINARY RELEASES FOR THE 1948 CENSUS OF BUSINESS

This series of releases, of which one is planned for each county in the United States, presents preliminary results of the 1948 Census of Business. The information is based on reports submitted by business establishments for that Census. The figures shown are preliminary, and are subject to revision in the final Census publications, but the changes are expected to be relatively minor with respect to coverage. The final Census figures will be issued in a series of Business Census bulletins which will show additional detailed kind-of-business information for all places where there are a sufficient number of establishments.

The 1948 Census of Business was taken under the provision of the Act of June 19, 1948, which provides that the Business Census be taken for 1948 and for each fifth year thereafter. Previous Business Censuses were taken for the years 1929, 1933, 1935, and 1939.

Scope of the Census.—The 1948 Census of Business covered all establishments in the following trades, as defined by the Standard Industrial Classification Manual, May 1949 issue, of the Executive Office of the President: all retail trades; all wholesale trades; all service trades in the following four groups—personal services, business services, automobile repairs and services, and miscellaneous repair services; hotels; tourist courts and camps; and amusements, including motion picture theaters. Some important services not covered are radio broadcasting and television, medical and health, legal, educational, nonprofit, accounting, and domestic services.

This coverage is similar to that of the 1939 Business Census. However, "custom trades" and "services incidental to transportation," which are no longer included in the standard classification of the service trades, are not covered by the 1948 Census. In a number of localities, these exclusions as well as

other changes in the standard classification may have a considerable effect in comparing 1948 with 1939 data, particularly with respect to establishment count.

Establishment definition.—For Census purposes, a business establishment is defined to include only enterprises conducted from a recognizable place of business, provided that the annual sales were in excess of \$5,000 for a wholesale trade establishment and \$500 for establishments in other trades. A detailed analysis of coverage will be provided in future Census of Business publications.

"Number of establishments" is the number of separate business locations, rather than the number of business companies or organizations, since the Census figures represent information reported separately for each business location or establishment. The establishment count reflects the number of places in business at the end of 1948 excluding administrative and executive offices of multiunit organizations, and "chain store" warehouses.

Sales and receipts.—"1948 sales and receipts" represents sales of merchandise and receipts from repairs and other services to customers. The figures reflect deductions for returned goods and allowances, but not for trade-in allowances; they exclude sales and excise taxes collected from customers and paid directly to any taxing agency.

Proprietors.—"Active proprietors..." represents owners and partners of unincorporated businesses who devoted the major portion of their time to the business in November 1948.

Employment.—"Number of paid employees..." represents all employees on the pay roll for the pay period ending nearest November 15, 1948. "Full workweek" employees, whether regular or seasonal, are those who in the November 15 pay period were paid for working at least the number of hours typically worked in a week by employees of the reporting establishment.

1948 CENSUS OF BUSINESS

RETAIL, WHOLESALE, SERVICE TRADES

U. S. DEPARTMENT OF COMMERCE
BUREAU OF THE CENSUS

PRELIMINARY

For Release April 24, 1950

Release Series BC-1P-35-033

JACKSON COUNTY, OKLA.

Retail, wholesale, and service establishments located in Jackson County, Oklahoma, showed a substantial expansion in dollar volume of trade from 1939 to 1948 according to preliminary figures from the 1948 Census of Business released today by the Bureau of the Census, U. S. Department of Commerce.

Retail sales in the county during 1948 aggregated \$16.7 million, an increase of 288 percent over the \$4.3 million in 1939, when the preceding Census of Business was taken. Wholesale sales in the county reached a total of \$12.5 million in 1948 as compared with \$3.6 million in 1939. The service trades included in the Census of Business recorded receipts totaling \$925,000 in 1948 compared with \$186,000 in 1939.

Employment in the county also rose over the 9-year period between 1939 and 1948 for the above trades. Establishments in these trades reported a combined total of 1,090 paid employees for the workweek ended nearest November 15, 1948. This compared with a total of 664 employees reported for the week of November 15, 1939.

These preliminary figures have been derived from a Census report on Jackson County, Oklahoma, which also includes data for the city of Altus. Final figures, superseding the preliminary data for Jackson County, will be included in a Bulletin for the State of Oklahoma to be issued in several months. Similar data will be made available this year in preliminary and final form for each of the counties and States. A single copy of the preliminary release for Jackson County as well as an order blank for other area releases may be obtained by writing to the Bureau of the Census, Washington 25, D. C.

Table 1.—CENSUS OF BUSINESS PRELIMINARY RESULTS FOR 1948, BY TRADE GROUP

JACKSON COUNTY, OKLA.

Trade group and kind of business	Number of establishments	1948 sales and receipts (Thousand dollars)	Active proprietors of unincorporated businesses Nov. 1948	Paid employees, workweek ended nearest Nov. 15, 1948	
				Total employees ¹	Full workweek employees
RETAIL TRADE, total.....	276	16,693	281	793	648
Food group.....	63	3,429	70	117	86
Eating and drinking places.....	50	824	50	123	100
General merchandise grp., general stores.....	14	1,479	12	129	77
Apparel group.....	14	976	12	59	51
Furniture-home furnishgs-appliance grp.....	12	754	8	37	34
Automotive group.....	26	3,015	28	113	109
Gasoline service stations.....	32	897	39	32	27
Lumber-building-hardware group.....	26	3,616	17	109	105
Drug and proprietary stores.....	11	511	12	37	32
All other retail stores.....	28	1,192	33	37	27
WHOLESALE TRADE, total.....	47	12,451	35	152	x
Merchant wholesalers.....	15	4,519	15	79	x
Other types of wholesale.....	32	7,932	20	73	x
SELECTED SERVICE TRADES, ² /total.....	101	925	120	145	132
Personal services.....	53	481	66	106	95
All other service trades.....	48	444	54	39	37
HOTELS.....	10	73	8	23	19

x Not available.

¹/ Includes employees paid for less than the full workweek.

²/ See General Description on last page for changes from the 1939 Census of Business in the coverage of Service Trades.

Table 2.—CENSUS OF BUSINESS PRELIMINARY RESULTS FOR 1948 FOR CITIES OF 2,500 INHABITANTS OR MORE
JACKSON COUNTY, OKLA.

(Data omitted for trade groups where necessary to avoid disclosure)

City and trade group ¹	Number of establishments	1948 sales and receipts (Thousand dollars)	Active proprietors of unincorporated businesses Nov. 1948	Paid employees, workweek ended nearest Nov. 15, 1948	
				Total employees ²	Full workweek employees
Altus:					
Retail trade.....	173	13,380	169	681	562
Wholesale trade.....	26	6,152	25	100	x
Selected service trades....	67	779	85	133	125
Hotels.....	10	73	8	23	19
Remainder of county:					
Retail trade.....	103	3,313	112	112	86
Wholesale trade.....	21	6,299	10	52	x
Selected service trades....	34	146	35	12	7

x Not available.

1/ See General Description on this page for changes from the 1939 Census of Business in the coverage of Service Trades.

2/ Includes employees paid for less than the full workweek.

GENERAL DESCRIPTION OF PRELIMINARY RELEASES FOR THE 1948 CENSUS OF BUSINESS

This series of releases, of which one is planned for each county in the United States, presents preliminary results of the 1948 Census of Business. The information is based on reports submitted by business establishments for that Census. The figures shown are preliminary, and are subject to revision in the final Census publications, but the changes are expected to be relatively minor with respect to coverage. The final Census figures will be issued in a series of Business Census bulletins which will show additional detailed kind-of-business information for all places where there are a sufficient number of establishments.

The 1948 Census of Business was taken under the provision of the Act of June 19, 1948, which provides that the Business Census be taken for 1948 and for each fifth year thereafter. Previous Business Censuses were taken for the years 1929, 1933, 1935, and 1939.

Scope of the Census.—The 1948 Census of Business covered all establishments in the following trades, as defined by the Standard Industrial Classification Manual, May 1949 issue, of the Executive Office of the President: all retail trades; all wholesale trades; all service trades in the following four groups—personal services, business services, automobile repairs and services, and miscellaneous repair services; hotels; tourist courts and camps; and amusements, including motion picture theaters. Some important services not covered are radio broadcasting and television, medical and health, legal, educational, nonprofit, accounting, and domestic services.

This coverage is similar to that of the 1939 Business Census. However, "custom trades" and "services incidental to transportation," which are no longer included in the standard classification of the service trades, are not covered by the 1948 Census. In a number of localities, these exclusions as well as other changes in the standard classification may have

a considerable effect in comparing 1948 with 1939 data, particularly with respect to establishment count.

Establishment definition.—For Census purposes, a business establishment is defined to include only enterprises conducted from a recognizable place of business, provided that the annual sales were in excess of \$5,000 for a wholesale trade establishment and \$500 for establishments in other trades. A detailed analysis of coverage will be provided in future Census of Business publications.

"Number of establishments" is the number of separate business locations, rather than the number of business companies or organizations, since the Census figures represent information reported separately for each business location or establishment. The establishment count reflects the number of places in business at the end of 1948 excluding administrative and executive offices of multiunit organizations, and "chain store" warehouses.

Sales and receipts.—"1948 sales and receipts" represents sales of merchandise and receipts from repairs and other services to customers. The figures reflect deductions for returned goods and allowances, but not for trade-in allowances; they exclude sales and excise taxes collected from customers and paid directly to any taxing agency.

Proprietors.—"Active proprietors..." represents owners and partners of unincorporated businesses who devoted the major portion of their time to the business in November 1948.

Employment.—"Number of paid employees..." represents all employees on the pay roll for the pay period ending nearest November 15, 1948. "Full workweek" employees, whether regular or seasonal, are those who in the November 15 pay period were paid for working at least the number of hours typically worked in a week by employees of the reporting establishment.

1948 CENSUS OF BUSINESS

RETAIL, WHOLESALE, SERVICE TRADES

U. S. DEPARTMENT OF COMMERCE
BUREAU OF THE CENSUS

PRELIMINARY

For Release April 12, 1950

Release Series BC-1P-35-034

JEFFERSON COUNTY, OKLA.

Retail, wholesale, and service establishments located in Jefferson County, Oklahoma, showed a substantial expansion in dollar volume of trade from 1939 to 1948 according to preliminary figures from the 1948 Census of Business released today by the Bureau of the Census, U. S. Department of Commerce.

Retail sales in the county during 1948 aggregated \$6.4 million, an increase of 205 percent over the \$2.1 million in 1939, when the preceding Census of Business was taken. Wholesale sales in the county reached a total of \$2.9 million in 1948 as compared with \$0.5 million in 1939. The service trades included in the Census of Business recorded receipts totaling \$271,000 in 1948 compared with \$91,000 in 1939.

Employment in the county also rose over the 9-year period between 1939 and 1948 for the above trades. Establishments in these trades reported a combined total of 423 paid employees for the workweek ended nearest November 15, 1948. This compared with a total of 268 employees reported for the week of November 15, 1939.

These preliminary figures have been derived from a Census report on Jefferson County, Oklahoma. Final figures, superseding the preliminary data for Jefferson County, will be included in a Bulletin for the State of Oklahoma to be issued in general months. Similar data will be made available this year in preliminary and final form for each of the counties and States. A single copy of the preliminary release for Jefferson County as well as an order blank for other area releases may be obtained by writing to the Bureau of the Census, Washington 25, D. C.

49589

Table 1.—CENSUS OF BUSINESS PRELIMINARY RESULTS FOR 1948, BY TRADE GROUP
JEFFERSON COUNTY, OKLA.

Trade group and kind of business	Number of establishments	1948 sales and receipts (Thousand dollars)	Active proprietors of unincorporated businesses Nov. 1948	Paid employees, workweek ended nearest Nov. 15, 1948	
				Total employees ¹	Full workweek employees
RETAIL TRADE, total.....	200	6,402	208	331	254
Food group.....	38	1,634	42	53	43
Eating and drinking places.....	34	460	36	55	43
General merchandise grp, general stores	9	343	11	31	18
Apparel group.....	7	252	8	17	11
Furniture-home furnishings-appliance grp	13	685	12	29	22
Automotive group.....	15	854	17	38	32
Gasoline service stations.....	43	531	42	34	26
Lumber-building-hardware group.....	18	1,084	16	48	40
Drug and proprietary stores.....	8	242	10	16	11
All other retail stores.....	15	317	14	10	8
WHOLESALE TRADE.....	16	2,939	15	53	x
SELECTED SERVICE TRADES, ^{2/} total.....	63	271	68	39	38
Personal services.....	38	168	37	28	28
All other service trades.....	25	103	31	11	10
HOTELS.....	7	33	7	6	5
AMUSEMENTS.....	12	84	11	15	x

x Not available.

1/ Includes employees paid for less than the full workweek.

2/ See General Description on this page for changes from the 1939 Census of Business in the coverage of Service Trades.

GENERAL DESCRIPTION OF PRELIMINARY RELEASES FOR THE 1948 CENSUS OF BUSINESS

This series of releases, of which one is planned for each county in the United States, presents preliminary results of the 1948 Census of Business. The information is based on reports submitted by business establishments for that Census. The figures shown are preliminary, and are subject to revision in the final Census publications, but the changes are expected to be relatively minor with respect to coverage. The final Census figures will be issued in a series of Business Census bulletins which will show additional detailed kind-of-business information for all places where there are a sufficient number of establishments.

The 1948 Census of Business was taken under the provision of the Act of June 19, 1948, which provides that the Business Census be taken for 1948 and for each fifth year thereafter. Previous Business Censuses were taken for the years 1929, 1933, 1935 and 1939.

Scope of the Census.—The 1948 Census of Business covered all establishments in the following trades, as defined by the Standard Industrial Classification Manual, May 1949 issue, of the Executive Office of the President: all retail trades; all wholesale trades; all service trades in the following four groups—personal services, business services, automobile repairs and services, and miscellaneous repair services; hotels; tourist courts and camps; and amusements, including motion picture theaters. Some important services not covered are radio broadcasting and television, medical and health, legal, educational, nonprofit, accounting, and domestic services.

This coverage is similar to that of the 1939 Business Census. However, "custom trades" and "services incidental to transportation," which are no longer included in the standard classification of the service trades, are not covered by the 1948 Census. In a number of localities, these exclusions as well as

other changes in the standard classification may have a considerable effect in comparing 1948 with 1939 data, particularly with respect to establishment count.

Establishment definition.—For Census purposes, a business establishment is defined to include only enterprises conducted from a recognizable place of business, provided that the annual sales were in excess of \$5,000 for a wholesale trade establishment and \$500 for establishments in other trades. A detailed analysis of coverage will be provided in future Census of Business publications.

"Number of establishments" is the number of separate business locations, rather than the number of business companies or organizations, since the Census figures represent information reported separately for each business location or establishment. The establishment count reflects the number of places in business at the end of 1948 excluding administrative and executive offices of multiunit organizations, and "chain store" warehouses.

Sales and receipts.—"1948 sales and receipts" represents sales of merchandise and receipts from repairs and other services to customers. The figures reflect deductions for returned goods and allowances, but not for trade-in allowances; they exclude sales and excise taxes collected from customers and paid directly to any taxing agency.

Proprietors.—"Active proprietors..." represents owners and partners of unincorporated businesses who devoted the major portion of their time to the business in November 1948.

Employment.—"Number of paid employees..." represents all employees on the pay roll for the pay period ending nearest November 15, 1948. "Full workweek" employees, whether regular or seasonal, are those who in the November 15 pay period were paid for working at least the number of hours typically worked in a week by employees of the reporting establishment.

1948 CENSUS OF BUSINESS

RETAIL, WHOLESALE, SERVICE TRADES

U. S. DEPARTMENT OF COMMERCE
BUREAU OF THE CENSUS

PRELIMINARY

For Release April 27, 1950

Release Series BC-1P-35-035

JOHNSTON COUNTY, OKLA.

Retail, wholesale, and service establishments located in Johnston County, Oklahoma, showed a substantial expansion in dollar volume of trade from 1939 to 1948 according to preliminary figures from the 1948 Census of Business released today by the Bureau of the Census, U. S. Department of Commerce.

Retail sales in the county during 1948 aggregated \$3.0 million, an increase of 131 percent over the \$1.3 million in 1939, when the preceding Census of Business was taken. Wholesale sales in the county reached a total of \$834,000 in 1948 as compared with \$167,000 in 1939. The service trades included in the Census of Business recorded receipts totaling \$102,000 in 1948 compared with \$72,000 in 1939.

Employment in the county also rose over the 9-year period between 1939 and 1948 for the above trades. Establishments in these trades reported a combined total of 194 paid employees for the workweek ended nearest November 15, 1948. This compared with a total of 182 employees reported for the week of November 15, 1939.

These preliminary figures have been derived from a Census report on Johnston County, Oklahoma. Final figures, superseding the preliminary data for Johnston County, will be included in a Bulletin for the State of Oklahoma to be issued in several months. Similar data will be made available this year in preliminary and final form for each of the counties and States. A single copy of the preliminary release for Johnston County as well as an order blank for other area releases may be obtained by writing to the Bureau of the Census, Washington 25, D. C.

Table 1.—CENSUS OF BUSINESS PRELIMINARY RESULTS FOR 1948, BY TRADE GROUP

JOHNSTON COUNTY, OKLA.

Trade group and kind of business	Number of establishments	1948 sales and receipts (Thousand dollars)	Active proprietors of unincorporated businesses Nov. 1948	Paid employees, workweek ended nearest Nov. 15, 1948	
				Total employees ¹	Full workweek employees
RETAIL TRADE, total.....	135	2,994	134	151	116
Food group.....	50	1,236	50	43	29
Eating and drinking places.....	15	155	14	24	19
Gasoline service stations.....	23	239	23	12	11
All other retail stores.....	47	1,364	47	72	57
WHOLESALE TRADE.....	10	834	9	20	x
SELECTED SERVICE TRADES, ² /total.....	36	102	35	23	21
Personal services.....	25	69	23	19	18
All other service trades.....	11	33	12	4	3

x Not available.

¹/ Includes employees paid for less than the full workweek.

²/ See General Description on last page for changes from the 1939 Census of Business in the coverage of Service Trades.

GENERAL DESCRIPTION OF PRELIMINARY RELEASES FOR THE
1948 CENSUS OF BUSINESS

This series of releases, of which one is planned for each county in the United States, presents preliminary results of the 1948 Census of Business. The information is based on reports submitted by business establishments for that Census. The figures shown are preliminary, and are subject to revision in the final Census publications, but the changes are expected to be relatively minor with respect to coverage. The final Census figures will be issued in a series of Business Census bulletins which will show additional detailed kind-of-business information for all places where there are a sufficient number of establishments.

The 1948 Census of Business was taken under the provision of the Act of June 19, 1948, which provides that the Business Census be taken for 1948 and for each fifth year thereafter. Previous Business Censuses were taken for the years 1929, 1933, 1935, and 1939.

Scope of the Census.—The 1948 Census of Business covered all establishments in the following trades, as defined by the Standard Industrial Classification Manual, May 1949 issue, of the Executive Office of the President: all retail trades; all wholesale trades; all service trades in the following four groups—personal services, business services, automobile repairs and services, and miscellaneous repair services; hotels; tourist courts and camps; and amusements, including motion picture theaters. Some important services not covered are radio broadcasting and television, medical and health, legal, educational, nonprofit, accounting, and domestic services.

This coverage is similar to that of the 1939 Business Census. However, "custom trades" and "services incidental to transportation," which are no longer included in the standard classification of the service trades, are not covered by the 1948 Census. In a number of localities, these exclusions as well as other changes in the standard classification may have a considerable effect in comparing

1948 with 1939 data, particularly with respect to establishment count.

Establishment definition.—For Census purposes, a business establishment is defined to include only enterprises conducted from a recognizable place of business, provided that the annual sales were in excess of \$5,000 for a wholesale trade establishment and \$500 for establishments in other trades. A detailed analysis of coverage will be provided in future Census of Business publications.

"Number of establishments" is the number of separate business locations, rather than the number of business companies or organizations, since the Census figures represent information reported separately for each business location or establishment. The establishment count reflects the number of places in business at the end of 1948 excluding administrative and executive offices of multiunit organizations, and "chain store" warehouses.

Sales and receipts.—"1948 sales and receipts" represents sales of merchandise and receipts from repairs and other services to customers. The figures reflect deductions for returned goods and allowances, but not for trade-in allowances; they exclude sales and excise taxes collected from customers and paid directly to any taxing agency.

Proprietors.—"Active proprietors..." represents owners and partners of unincorporated businesses who devoted the major portion of their time to the business in November 1948.

Employment.—"Number of paid employees..." represents all employees on the pay roll for the pay period ending nearest November 15, 1948. "Full workweek" employees, whether regular or seasonal, are those who in the November 15 pay period were paid for working at least the number of hours typically worked in a week by employees of the reporting establishment.

1948 CENSUS OF BUSINESS

RETAIL, WHOLESALE, SERVICE TRADES

U. S. DEPARTMENT OF COMMERCE
BUREAU OF THE CENSUS

PRELIMINARY

For Release April 17, 1950

Release Series BC-1P-35-036

KAY COUNTY, OKLA.

Retail, wholesale, and service establishments located in Kay County, Oklahoma, showed a substantial expansion in dollar volume of trade from 1939 to 1948 according to preliminary figures from the 1948 Census of Business released today by the Bureau of the Census, U. S. Department of Commerce.

Retail sales in the county during 1948 aggregated \$41.5 million, an increase of 203 percent over the \$13.7 million in 1939, when the preceding Census of Business was taken. Wholesale sales in the county reached a total of \$19.5 million in 1948 as compared with \$5.9 million in 1939. The service trades included in the Census of Business recorded receipts totaling \$2.3 million in 1948 compared with \$0.7 million in 1939.

Employment in the county also rose over the 9-year period between 1939 and 1948 for the above trades. Establishments in these trades reported a combined total of 2,985 paid employees for the workweek ended nearest November 15, 1948. This compared with a total of 2,187 employees reported for the week of November 15, 1939.

These preliminary figures have been derived from a Census report on Kay County, Oklahoma, which also includes data for Blackwell, Ponca City, and Tonkawa. Final figures, superseding the preliminary data for Kay County, will be included in a Bulletin for the State of Oklahoma to be issued in several months. Similar data will be made available this year in preliminary and final form for each of the counties and States. A single copy of the preliminary release for Kay County as well as an order blank for other area releases may be obtained by writing to the Bureau of the Census, Washington 25, D. C.

Table 1.—CENSUS OF BUSINESS PRELIMINARY RESULTS FOR 1948, BY TRADE GROUP
KAY COUNTY, OKLA.

Trade group and kind of business	Number of establishments	1948 sales and receipts (Thousand dollars)	Active proprietors of unincorporated businesses Nov. 1948	Paid employees, workweek ended nearest Nov. 15, 1948	
				Total employees ¹	Full workweek employees
RETAIL TRADE, total.....	575	41,487	562	2,183	1,710
Food group.....	113	9,528	109	293	210
Eating and drinking places.....	98	1,978	101	336	275
General merchandise grp, general stores	17	3,487	8	299	189
Apparel group.....	47	2,862	50	152	128
Furniture-home furnishgs-appliance grp	32	2,571	36	140	115
Automotive group.....	59	9,271	57	335	308
Gasoline service stations.....	69	2,110	75	95	77
Lumber-building-hardware group.....	62	5,590	54	231	180
Drug and proprietary stores.....	26	1,921	23	183	131
All other retail stores.....	52	2,169	49	119	97
WHOLESALE TRADE, total.....	84	19,472	66	431	x
Merchant wholesalers.....	37	9,019	31	296	x
Assemblers of farm products.....	22	5,888	10	71	x
Other types of wholesale.....	25	4,565	25	64	x
SELECTED SERVICE TRADES, 2/total.....	233	2,326	245	371	335
Personal services.....	148	1,282	157	273	251
All other service trades.....	85	1,044	88	98	84
HOTELS.....	18	402	16	99	90

x Not available.

1/ Includes employees paid for less than the full workweek.

2/ See General Description on last page for changes from the 1939 Census of Business in the coverage of Service Trades.

Table 2.—CENSUS OF BUSINESS PRELIMINARY RESULTS FOR 1948 FOR CITIES OF 2,500 INHABITANTS OR MORE

KAY COUNTY, OKLA.

(Data omitted for trade groups where necessary to avoid disclosure)

City and trade group ¹	Number of establishments	1948 sales and receipts (Thousand dollars)	Active proprietors of unincorporated businesses Nov. 1948	Paid employees, workweek ended nearest Nov. 15, 1948	
				Total employees ²	Full workweek employees
Blackwell:					
Retail trade.....	133	10,572	127	550	448
Wholesale trade.....	23	6,624	16	110	x
Selected service trades....	61	457	65	81	72
Ponca City:					
Retail trade.....	264	24,485	261	1,310	1,044
Wholesale trade.....	28 ¹	5,577	29	161	x
Selected service trades....	107	1,513	113	239	229
Tonkawa:					
Retail trade.....	62	3,268	59	180	120
Selected service trades....	29	217	31	37	26
Remainder of county:^{3/}					
Retail trade.....	116	3,162	115	143	98
Wholesale trade.....	33	7,271	21	160	x
Selected service trades....	36	139	36	14	8

x Not available.

^{1/} See General Description on this page for changes from the 1939 Census of Business in the coverage of Service Trades.

^{2/} Includes employees paid for less than the full workweek.

^{3/} Includes figures for establishments, other than wholesale, not located in cities of 2,500 inhabitants or more, and wholesale establishments not located in cities of 5,000 inhabitants or more.

GENERAL DESCRIPTION OF PRELIMINARY RELEASES FOR THE 1948 CENSUS OF BUSINESS

This series of releases, of which one is planned for each county in the United States, presents preliminary results of the 1948 Census of Business. The information is based on reports submitted by business establishments for that Census. The figures shown are preliminary, and are subject to revision in the final Census publications, but the changes are expected to be relatively minor with respect to coverage. The final Census figures will be issued in a series of Business Census bulletins which will show additional detailed kind-of-business information for all places where there are a sufficient number of establishments.

The 1948 Census of Business was taken under the provision of the Act of June 19, 1948, which provides that the Business Census be taken for 1948 and for each fifth year thereafter. Previous Business Censuses were taken for the years 1929, 1933, 1935, and 1939.

Scope of the Census.—The 1948 Census of Business covered all establishments in the following trades, as defined by the Standard Industrial Classification Manual, May 1949 issue, of the Executive Office of the President: all retail trades; all wholesale trades; all service trades in the following four groups—personal services, business services, automobile repairs and services, and miscellaneous repair services; hotels; tourist courts and camps; and amusements, including motion picture theaters. Some important services not covered are radio broadcasting and television, medical and health, legal, educational, nonprofit, accounting, and domestic services.

This coverage is similar to that of the 1939 Business Census. However, "custom trades" and "services incidental to transportation," which are no longer included in the standard classification of the service trades, are not covered by the 1948 Census. In a number of localities, these exclusions as well as other changes in the standard classification may have

a considerable effect in comparing 1948 with 1939 data, particularly with respect to establishment count.

Establishment definition.—For Census purposes, a business establishment is defined to include only enterprises conducted from a recognizable place of business, provided that the annual sales were in excess of \$5,000 for a wholesale trade establishment and \$500 for establishments in other trades. A detailed analysis of coverage will be provided in future Census of Business publications.

"Number of establishments" is the number of separate business locations, rather than the number of business companies or organizations, since the Census figures represent information reported separately for each business location or establishment. The establishment count reflects the number of places in business at the end of 1948 excluding administrative and executive offices of multiunit organizations, and "chain store" warehouses.

Sales and receipts.—"1948 sales and receipts" represents sales of merchandise and receipts from repairs and other services to customers. The figures reflect deductions for returned goods and allowances, but not for trade-in allowances; they exclude sales and excise taxes collected from customers and paid directly to any taxing agency.

Proprietors.—"Active proprietors..." represents owners and partners of unincorporated businesses who devoted the major portion of their time to the business in November 1948.

Employment.—"Number of paid employees..." represents all employees on the pay roll for the pay period ending nearest November 15, 1948. "Full workweek" employees, whether regular or seasonal, are those who in the November 15 pay period were paid for working at least the number of hours typically worked in a week by employees of the reporting establishment.

1948 CENSUS OF BUSINESS

RETAIL, WHOLESALE, SERVICE TRADES

U. S. DEPARTMENT OF COMMERCE
BUREAU OF THE CENSUS

PRELIMINARY

For Release April 19, 1950

Release Series BC-1P-35-037

KINGFISHER COUNTY, OKLA.

Retail, wholesale, and service establishments located in Kingfisher County, Oklahoma, showed a substantial expansion in dollar volume of trade from 1939 to 1948 according to preliminary figures from the 1948 Census of Business released today by the Bureau of the Census, U. S. Department of Commerce.

Retail sales in the county during 1948 aggregated \$12.6 million, an increase of 260 percent over the \$3.5 million in 1939, when the preceding Census of Business was taken. Wholesale sales in the county reached a total of \$8.7 million in 1948 as compared with \$2.0 million in 1939. The service trades included in the Census of Business recorded receipts totaling \$407,000 in 1948 compared with \$142,000 in 1939.

Employment in the county also rose over the 9-year period between 1939 and 1948 for the above trades. Establishments in these trades reported a combined total of 637 paid employees for the workweek ended nearest November 15, 1948. This compared with a total of 557 employees reported for the week of November 15, 1939.

These preliminary figures have been derived from a Census report on Kingfisher County, Oklahoma, which also includes data for the city of Kingfisher. Final figures, superseding the preliminary data for Kingfisher County, will be included in a Bulletin for the State of Oklahoma to be issued in several months. Similar data will be made available this year in preliminary and final form for each of the counties and States. A single copy of the preliminary release for Kingfisher County as well as an order blank for other area releases may be obtained by writing to the Bureau of the Census, Washington 25, D. C.

Table 1.—CENSUS OF BUSINESS PRELIMINARY RESULTS FOR 1948, BY TRADE GROUP

KINGFISHER COUNTY, OKLA.

Trade group and kind of business	Number of establishments	1948 sales and receipts (Thousand dollars)	Active proprietors of unincorporated businesses Nov. 1948	Paid employees, workweek ended nearest Nov. 15, 1948	
				Total employees ¹	Full workweek employees
RETAIL TRADE, total.....	184	12,556	178	528	431
Food group.....	33	2,242	29	54	44
Eating and drinking places.....	29	574	32	103	76
General merchandise grp, general stores	10	572	7	48	30
Apparel group.....	6	360	5	22	20
Furniture-home furnishgs-appliance grp	10	397	8	12	12
Automotive group.....	20	2,152	18	67	62
Gasline service stations.....	31	1,195	27	56	50
Lumber-building-hardware group.....	26	4,221	31	103	95
Drug and proprietary stores.....	9	432	11	41	22
All other retail stores.....	10	411	10	22	20
WHOLESALE TRADE.....	31	8,697	26	61	x
SELECTED SERVICE TRADES, ^{2/} total.....	68	407	74	48	44
Personal services.....	34	224	35	36	32
All other service trades.....	34	183	39	12	12

x Not available.

^{1/} Includes employees paid for less than a full workweek.

^{2/} See General Description on last page for changes from the 1939 Census of Business in the coverage of Service Trades.

Table 2.—CENSUS OF BUSINESS PRELIMINARY RESULTS FOR 1948 FOR CITIES OF 2,500 INHABITANTS OR MORE

KINGFISHER COUNTY, OKLA.

(Data omitted for trade groups where necessary to avoid disclosure)

City and trade group ¹	Number of establishments	1948 sales and receipts (Thousand dollars)	Active proprietors of unincorporated businesses Nov. 1948	Paid employees, workweek ended nearest Nov. 15, 1948	
				Total employees ²	Full workweek employees
Kingfisher:					
Retail trade.....	79	6,969	77	306	242
Selected service trades...	33	212	36	33	30
Remainder of county:					
Retail trade.....	105	5,587	101	222	189
Selected service trades...	35	195	38	15	14

1/ See General Description on this page for changes from the 1939 Census of Business in the coverage of Service Trades.

2/ Includes employees paid for less than the full workweek.

GENERAL DESCRIPTION OF PRELIMINARY RELEASES FOR THE 1948 CENSUS OF BUSINESS

This series of releases, of which one is planned for each county in the United States, presents preliminary results of the 1948 Census of Business. The information is based on reports submitted by business establishments for that Census. The figures shown are preliminary, and are subject to revision in the final Census publications, but the changes are expected to be relatively minor with respect to coverage. The final Census figures will be issued in a series of Business Census bulletins which will show additional detailed kind-of-business information for all places where there are a sufficient number of establishments.

The 1948 Census of Business was taken under the provision of the Act of June 19, 1948, which provides that the Business Census be taken for 1948 and for each fifth year thereafter. Previous Business Censuses were taken for the years 1929, 1933, 1935, and 1939.

Scope of the Census.—The 1948 Census of Business covered all establishments in the following trades, as defined by the Standard Industrial Classification Manual, May 1949 issue, of the Executive Office of the President: all retail trades; all wholesale trades; all service trades in the following four groups—personal services, business services, automobile repairs and services, and miscellaneous repair services; hotels; tourist courts and camps; and amusements, including motion picture theaters. Some important services not covered are radio broadcasting and television, medical and health, legal, educational, nonprofit, accounting, and domestic services.

This coverage is similar to that of the 1939 Business Census. However, "custom trades" and "services incidental to transportation," which are no longer included in the standard classification of the service trades, are not covered by the 1948 Census. In a number of localities, these exclusions as well as other changes in the standard classification may have

considerable effect in comparing 1948 with 1939 data, particularly with respect to establishment count.

Establishment definition.—For Census purposes, a business establishment is defined to include only enterprises conducted from a recognizable place of business, provided that the annual sales were in excess of \$5,000 for a wholesale trade establishment and \$500 for establishments in other trades. A detailed analysis of coverage will be provided in future Census of Business publications.

"Number of establishments" is the number of separate business locations, rather than the number of business companies or organizations, since the Census figures represent information reported separately for each business location or establishment. The establishment count reflects the number of places in business at the end of 1948 excluding administrative and executive offices of multiunit organizations, and "chain store" warehouses.

Sales and receipts.—"1948 sales and receipts" represents sales of merchandise and receipts from repairs and other services to customers. The figures reflect deduction for returned goods and allowances, but not for trade-in allowances; they exclude sales and excise taxes collected from customers and paid directly to any taxing agency.

Proprietors.—"Active proprietors..." represents owners and partners of unincorporated businesses who devoted the major portion of their time to the business in November 1948.

Employment.—"Number of paid employees..." represents all employees on the pay roll for the pay period ending nearest November 15, 1948. "Full workweek" employees, whether regular or seasonal, are those who in the November 15 pay period were paid for working at least the number of hours typically worked in a week by employees of the reporting establishment.

1948 CENSUS OF BUSINESS

RETAIL, WHOLESALE, SERVICE TRADES

U. S. DEPARTMENT OF COMMERCE
BUREAU OF THE CENSUS

PRELIMINARY

For Release April 17, 1950

Release Series BC-1P-35-038

KIOWA COUNTY, OKLA.

Retail, wholesale, and service establishments located in Kiowa County, Oklahoma, showed a substantial expansion in dollar volume of trade from 1939 to 1948 according to preliminary figures from the 1948 Census of Business released today by the Bureau of the Census, U. S. Department of Commerce.

Retail sales in the county during 1948 aggregated \$15.6 million, an increase of 247 percent over the \$4.5 million in 1939, when the preceding Census of Business was taken. Wholesale sales in the county reached a total of \$11.0 million in 1948 as compared with \$2.7 million in 1939. The service trades included in the Census of Business recorded receipts totaling \$883,000 in 1948 compared with \$251,000 in 1939.

Employment in the county also rose over the 9-year period between 1939 and 1948 for the above trades. Establishments in these trades reported a combined total of 987 paid employees for the workweek ended nearest November 15, 1948. This compared with a total of 767 employees reported for the week of November 15, 1939.

These preliminary figures have been derived from a Census report on Kiowa County, Oklahoma, which also includes data for the city of Hobart. Final figures, superseding the preliminary data for Kiowa County, will be included in a Bulletin for the State of Oklahoma to be issued in several months. Similar data will be made available this year in preliminary and final form for each of the counties and States. A single copy of the preliminary release for Kiowa County as well as an order blank for other area releases may be obtained by writing to the Bureau of the Census, Washington 25, D. C.

Table 1.—CENSUS OF BUSINESS PRELIMINARY RESULTS FOR 1948, BY TRADE GROUP
KIOWA COUNTY, OKLA.

Trade group and kind of business	Number of establishments	1948 sales and receipts (Thousand dollars)	Active proprietors of unincorporated businesses Nov. 1948	Paid employees, workweek ended nearest Nov. 15, 1948	
				Total employees ¹	Full workweek employees
RETAIL TRADE, total.....	282	15,630	289	730	621
Food group.....	48	3,005	48	90	73
Eating and drinking places.....	47	761	51	130	117
General merchandise grp, general stores	18	1,738	12	140	92
Apparel group.....	12	465	13	21	17
Furniture-home furnishgs-appliance grp	9	628	8	19	19
Automotive group.....	26	2,753	27	105	102
Gasoline service stations.....	53	1,540	61	51	48
Lumber-building-hardware group.....	39	3,742	34	120	112
Drug and proprietary stores.....	12	678	16	41	32
All other retail stores.....	18	320	19	13	9
WHOLESALE TRADE, total.....	46	10,987	27	125	x
Merchant wholesalers.....	8	1,569	5	47	x
Other types of wholesalers.....	38	9,418	22	78	x
SELECTED SERVICE TRADES, ^{2/} total.....	122	883	136	132	117
Personal services.....	66	436	74	88	77
All other service trades.....	56	447	62	44	40
AMUSEMENTS.....	15	183	14	33	x

x Not available.

^{1/} Includes employees paid for less than the full workweek.

^{2/} See General Description on last page for changes from the 1939 Census of Business in the coverage of Service Trades.

Table 2.—CENSUS OF BUSINESS PRELIMINARY RESULTS FOR 1948 FOR CITIES OF 2,500 INHABITANTS OR MORE
KIOWA COUNTY, OKLA.

(Data omitted for trade groups where necessary to avoid disclosure)

City and trade group ¹	Number of establishments	1948 sales and receipts (Thousand dollars)	Active proprietors of unincorporated businesses Nov. 1948	Paid employees, workweek ended nearest Nov. 15, 1948	
				Total employees ²	Full workweek employees
Hobart:					
Retail trade.....	113	8,950	113	455	378
Wholesale trade.....	19	4,646	12	80	x
Selected service trades....	49	457	52	85	79
Remainder of county:					
Retail trade.....	169	6,680	176	275	243
Wholesale trade.....	27	6,341	15	45	x
Selected service trades....	73	426	84	47	38

x Not available.

1/ See General Description on this page for changes from the 1939 Census of Business in the coverage of Service Trades.

2/ Includes employees paid for less than the full workweek.

GENERAL DESCRIPTION OF PRELIMINARY RELEASES FOR THE 1948 CENSUS OF BUSINESS

This series of releases, of which one is planned for each county in the United States, presents preliminary results of the 1948 Census of Business. The information is based on reports submitted by business establishments for that Census. The figures shown are preliminary, and are subject to revision in the final Census publications, but the changes are expected to be relatively minor with respect to coverage. The final Census figures will be issued in a series of Business Census bulletins which will show additional detailed kind-of-business information for all places where there are a sufficient number of establishments.

The 1948 Census of Business was taken under the provision of the Act of June 19, 1948, which provides that the Business Census be taken for 1948 and for each fifth year thereafter. Previous Business Censuses were taken for the years 1929, 1933, 1935, and 1939.

Scope of the Census.—The 1948 Census of Business covered all establishments in the following trades, as defined by the Standard Industrial Classification Manual, May 1949 issue, of the Executive Office of the President: all retail trades; all wholesale trades; all service trades in the following four groups—personal services, business services, automobile repairs and services, and miscellaneous repair services; hotels; tourist courts and camps; and amusements, including motion picture theaters. Some important services not covered are radio broadcasting and television, medical and health, legal, educational, nonprofit, accounting, and domestic services.

This coverage is similar to that of the 1939 Business Census. However, "custom trades" and "services incidental to transportation," which are no longer included in the standard classification of the service trades, are not covered by the 1948 Census. In a number of localities, these exclusions as well as other changes in the standard classification may have

a considerable effect in comparing 1948 with 1939 data, particularly with respect to establishment count.

Establishment definition.—For Census purposes, a business establishment is defined to include only enterprises conducted from a recognizable place of business, provided that the annual sales were in excess of \$5,000 for a wholesale trade establishment and \$500 for establishments in other trades. A detailed analysis of coverage will be provided in future Census of Business publications.

"Number of establishments" is the number of separate business locations, rather than the number of business companies or organizations, since the Census figures represent information reported separately for each business location or establishment. The establishment count reflects the number of places in business at the end of 1948 excluding administrative and executive offices of multiunit organizations, and "chain store" warehouses.

Sales and receipts.—"1948 sales and receipts" represents sales of merchandise and receipts from repairs and other services to customers. The figures reflect deductions for returned goods and allowances, but not for trade-in allowances; they exclude sales and excise taxes collected from customers and paid directly to any taxing agency.

Proprietors.—"Active proprietors..." represents owners and partners of unincorporated businesses who devoted the major portion of their time to the business in November 1948.

Employment.—"Number of paid employees..." represents all employees on the pay roll for the pay period ending nearest November 15, 1948. "Full workweek" employees, whether regular or seasonal, are those who in the November 15 pay period were paid for working at least the number of hours typically worked in a week by employees of the reporting establishment.

1948 CENSUS OF BUSINESS

RETAIL, WHOLESALE, SERVICE TRADES

U. S. DEPARTMENT OF COMMERCE
BUREAU OF THE CENSUS

PRELIMINARY

For Release April 17, 1950

Release Series BC-1P-35-039

LATIMER COUNTY, OKLA.

Retail and service establishments located in Latimer County, Oklahoma, showed a substantial expansion in dollar volume of trade from 1939 to 1948 according to preliminary figures from the 1948 Census of Business released today by the Bureau of the Census, U. S. Department of Commerce.

Retail sales in the county during 1948 aggregated \$2.9 million, an increase of 164 percent over the \$1.1 million in 1939, when the preceding Census of Business was taken. The service trades included in the Census of Business recorded receipts totaling \$69,000 in 1948 compared with \$31,000 in 1939.

Employment in the county also rose over the 9-year period between 1939 and 1948 for the above trades. Establishments in these trades reported a combined total of 173 paid employees for the workweek ended nearest November 15, 1948. This compared with a total of 126 employees reported for the week of November 15, 1939.

These preliminary figures have been derived from a Census report on Latimer County, Oklahoma. Final figures, superseding the preliminary data for Latimer County, will be included in a Bulletin for the State of Oklahoma to be issued in several months. Similar data will be made available this year in preliminary and final form for each of the counties and States. A single copy of the preliminary release for Latimer County as well as an order blank for other area releases may be obtained by writing to the Bureau of the Census, Washington 25, D. C.

Table 1.—CENSUS OF BUSINESS PRELIMINARY RESULTS FOR 1948, BY TRADE GROUP
LATIMER COUNTY, OKLA.

Trade group and kind of business	Number of establishments	1948 sales and receipts (Thousand dollars)	Active proprietors of unincorporated businesses Nov. 1948	Paid employees, workweek ended nearest Nov. 15, 1948	
				Total employees ¹	Full workweek employees
RETAIL TRADE, total.....	92	2,876	104	166	117
Food group.....	35	848	36	27	18
Eating and drinking places.....	13	87	12	18	14
Gasoline service stations.....	14	271	15	17	14
All other retail stores.....	30	1,670	41	104	71
SELECTED SERVICE TRADES, ^{2/} total.....	20	69	22	7	5
Personal services.....	11	40	12	5	3
All other service trades.....	9	29	10	2	2

^{1/} Includes employees paid for less than the full workweek.

^{2/} See General Description on last page for changes from the 1939 Census of Business in the coverage of Service Trades.

GENERAL DESCRIPTION OF PRELIMINARY RELEASES FOR THE 1948 CENSUS OF BUSINESS

This series of releases, of which one is planned for each county in the United States, presents preliminary results of the 1948 Census of Business. The information is based on reports submitted by business establishments for that Census. The figures shown are preliminary, and are subject to revision in the final Census publications, but the changes are expected to be relatively minor with respect to coverage. The final Census figures will be issued in a series of Business Census bulletins which will show additional detailed kind-of-business information for all places where there are a sufficient number of establishments.

The 1948 Census of Business was taken under the provision of the Act of June 19, 1948, which provides that the Business Census be taken for 1948 and for each fifth year thereafter. Previous Business Censuses were taken for the years 1929, 1933, 1935, and 1939.

Scope of the Census.—The 1948 Census of Business covered all establishments in the following trades, as defined by the Standard Industrial Classification Manual, May 1949 issue, of the Executive Office of the President: all retail trades; all wholesale trades; all service trades in the following four groups—personal services, business services, automobile repairs and services, and miscellaneous repair services; hotels; tourist courts and camps; and amusements, including motion picture theaters. Some important services not covered are radio broadcasting and television, medical and health, legal, educational, nonprofit, accounting, and domestic services.

This coverage is similar to that of the 1939 Business Census. However, "custom trades" and "services incidental to transportation," which are no longer included in the standard classification of the service trades, are not covered by the 1948 Census. In a number of localities, these exclusions as well as other changes in the standard classification may have a considerable effect in comparing

1948 with 1939 data, particularly with respect to establishment count.

Establishment definition.—For Census purposes, a business establishment is defined to include only enterprises conducted from a recognizable place of business, provided that the annual sales were in excess of \$5,000 for a wholesale trade establishment and \$500 for establishments in other trades. A detailed analysis of coverage will be provided in future Census of Business publications.

"Number of establishments" is the number of separate business locations, rather than the number of business companies or organizations, since the Census figures represent information reported separately for each business location or establishment. The establishment count reflects the number of places in business at the end of 1948 excluding administrative and executive offices of multiunit organizations, and "chain store" warehouses.

Sales and receipts.—"1948 sales and receipts" represents sales of merchandise and receipts from repairs and other services to customers. The figures reflect deductions for returned goods and allowances, but not for trade-in allowances; they exclude sales and excise taxes collected from customers and paid directly to any taxing agency.

Proprietors.—"Active proprietors..." represents owners and partners of unincorporated businesses who devoted the major portion of their time to the business in November 1948.

Employment.—"Number of paid employees..." represents all employees on the pay roll for the pay period ending nearest November 15, 1948. "Full workweek" employees, whether regular or seasonal, are those who in the November 15 pay period were paid for working at least the number of hours typically worked in a week by employees of the reporting establishment.

1948 CENSUS OF BUSINESS

RETAIL, WHOLESALE, SERVICE TRADES

U. S. DEPARTMENT OF COMMERCE
BUREAU OF THE CENSUS

PRELIMINARY

For Release May 8, 1950

Release Series BC-1P-35-040

LE FLORE COUNTY, OKLA.

Retail, wholesale, and service establishments located in Le Flore County, Oklahoma, showed a substantial expansion in dollar volume of trade from 1939 to 1948 according to preliminary figures from the 1948 Census of Business released today by the Bureau of the Census, U. S. Department of Commerce.

Retail sales in the county during 1948 aggregated \$13.4 million, an increase of 185 percent over the \$4.7 million in 1939, when the preceding Census of Business was taken. Wholesale sales in the county reached a total of \$3.6 million in 1948 as compared with \$1.1 million in 1939. The service trades included in the Census of Business recorded receipts totaling \$587,000 in 1948 compared with \$179,000 in 1939.

Employment in the county also rose over the 9-year period between 1939 and 1948 for the above trades. Establishments in these trades reported a combined total of 781 paid employees for the workweek ended nearest November 15, 1948. This compared with a total of 608 employees reported for the week of November 15, 1939.

These preliminary figures have been derived from a Census report on Le Flore County, Oklahoma, which also includes data for the city of Poteau. Final figures, superseding the preliminary data for Le Flore County, will be included in a Bulletin for the State of Oklahoma to be issued in several months. Similar data will be made available this year in preliminary and final form for each of the counties and States. A single copy of the preliminary release for Le Flore County as well as an order blank for other area releases may be obtained by writing to the Bureau of the Census, Washington 25, D. C.

Table 1.—CENSUS OF BUSINESS PRELIMINARY RESULTS FOR 1948, BY TRADE GROUP

IA FLORE COUNTY, OKLA.

Trade group and kind of business	Number of establishments	1948 sales and receipts (Thousand dollars)	Active proprietors of unincorporated businesses Nov. 1948	Paid employees, workweek ended nearest Nov. 15, 1948	
				Total employees ¹	Full workweek employees
RETAIL TRADE, total.....	410	13,394	443	626	497
Food group.....	124	3,773	120	111	91
Eating and drinking places.....	65	554	74	98	79
General merchandise grp, general stores.	60	2,897	69	131	97
Apparel group.....	14	543	19	25	15
Furniture-home furnishgs-appliance grp.	15	610	16	27	23
Automotive group.....	25	2,653	26	102	94
Gasoline service stations.....	62	903	68	37	25
Lumber-building-hardware group.....	19	956	20	54	41
Drug and proprietary stores.....	12	363	14	31	23
All other retail stores.....	14	142	17	10	9
WHOLESALE TRADE.....	26	3,648	23	71	x
SELECTED SERVICE TRADES, ² /total.....	108	587	113	84	67
Personal services.....	72	385	75	72	57
All other service trades.....	36	202	38	12	10
AMUSEMENTS.....	11	178	12	23	x

x Not available.

¹/ Includes employees paid for less than the full workweek.

²/ See General Description on last page for changes from the 1939 Census of Business in the coverage of Service Trades.

Table 2.—CENSUS OF BUSINESS PRELIMINARY RESULTS FOR 1948 FOR CITIES OF 2,500 INHABITANTS OR MORE
LE FLORE COUNTY, OKLA.

(Data omitted for trade groups where necessary to avoid disclosure)

City and trade group ¹	Number of establishments	1948 sales and receipts (Thousand dollars)	Active proprietors of unincorporated businesses Nov. 1948	Paid employees, workweek ended nearest Nov. 15, 1948	
				Total employees ²	Full workweek employees
Poteau:					
Retail trade.....	102	5,406	114	294	238
Selected service trades....	37	230	43	40	34
Remainder of county:					
Retail trade.....	308	7,988	329	332	259
Selected service trades....	71	357	70	44	33

1/ See General Description on this page for changes from the 1939 Census of Business in the coverage of Service Trades.

2/ Includes employees paid for less than the full workweek.

GENERAL DESCRIPTION OF PRELIMINARY RELEASES FOR THE 1948 CENSUS OF BUSINESS

This series of releases, of which one is planned for each county in the United States, presents preliminary results of the 1948 Census of Business. The information is based on reports submitted by business establishments for that Census. The figures shown are preliminary, and are subject to revision in the final Census publications, but the changes are expected to be relatively minor with respect to coverage. The final Census figures will be issued in a series of Business Census bulletins which will show additional detailed kind-of-business information for all places where there are a sufficient number of establishments.

The 1948 Census of Business was taken under the provision of the Act of June 19, 1948, which provides that the Business Census be taken for 1948 and for each fifth year thereafter. Previous Business Censuses were taken for the years 1929, 1933, 1935, and 1939.

Scope of the Census.—The 1948 Census of Business covered all establishments in the following trades, as defined by the Standard Industrial Classification Manual, May 1949 issue, of the Executive Office of the President: all retail trades; all wholesale trades; all service trades in the following four groups—personal services, business services, automobile repairs and services, and miscellaneous repair services; hotels; tourist courts and camps; and amusements, including motion picture theaters. Some important services not covered are radio broadcasting and television, medical and health, legal, educational, nonprofit, accounting, and domestic services.

This coverage is similar to that of the 1939 Business Census. However, "custom trades" and "services incidental to transportation," which are no longer included in the standard classification of the service trades, are not covered by the 1948 Census. In a number of localities, these exclusions as well as

other changes in the standard classification may have a considerable effect in comparing 1948 with 1939 data, particularly with respect to establishment count.

Establishment definition.—For Census purposes, a business establishment is defined to include only enterprises conducted from a recognizable place of business, provided that the annual sales were in excess of \$5,000 for a wholesale trade establishment and \$500 for establishments in other trades. A detailed analysis of coverage will be provided in future Censuses of Business publications.

"Number of establishments" is the number of separate business locations, rather than the number of business companies or organizations, since the Census figures represent information reported separately for each business location or establishment. The establishment count reflects the number of places in business at the end of 1948 excluding administrative and executive offices of multiunit organizations, and "chain store" warehouses.

Sales and receipts.—"1948 sales and receipts" represents sales of merchandise and receipts from repairs and other services to customers. The figures reflect deductions for returned goods and allowances, but not for trade-in allowances; they exclude sales and excise taxes collected from customers and paid directly to any taxing agency.

Proprietors.—"Active proprietors..." represents owners and partners of unincorporated businesses who devoted the major portion of their time to the business in November 1948.

Employment.—"Number of paid employees..." represents all employees on the pay roll for the pay period ending nearest November 15, 1948. "Full workweek" employees, whether regular or seasonal, are those who in the November 15 pay period were paid for working at least the number of hours typically worked in a week by employees of the reporting establishment.

1948 CENSUS OF BUSINESS

RETAIL, WHOLESALE, SERVICE TRADES

U. S. DEPARTMENT OF COMMERCE
BUREAU OF THE CENSUS

PRELIMINARY

For Release April 17, 1950

Release Series BC-1P-35-041

LINCOLN COUNTY, OKLA.

Retail, wholesale, and service establishments located in Lincoln County, Oklahoma, showed a substantial expansion in dollar volume of trade from 1939 to 1948 according to preliminary figures from the 1948 Census of Business released today by the Bureau of the Census, U. S. Department of Commerce.

Retail sales in the county during 1948 aggregated \$13.4 million, an increase of 272 percent over the \$3.6 million in 1939, when the preceding Census of Business was taken. Wholesale sales in the county reached a total of \$3.0 million in 1948 as compared with \$0.8 million in 1939. The service trades included in the Census of Business recorded receipts totaling \$550,000 in 1948 compared with \$101,000 in 1939.

Employment in the county also rose over the 9-year period between 1939 and 1948 for the above trades. Establishments in these trades reported a combined total of 787 paid employees for the workweek ended nearest November 15, 1948. This compared with a total of 397 employees reported for the week of November 15, 1939.

These preliminary figures have been derived from a Census report on Lincoln County, Oklahoma, which also includes data for the city of Chandler. Final figures, superseding the preliminary data for Lincoln County, will be included in a Bulletin for the State of Oklahoma to be issued in several months. Similar data will be made available this year in preliminary and final form for each of the counties and States. A single copy of the preliminary release for Lincoln County as well as an order blank for other area releases may be obtained by writing to the Bureau of the Census, Washington 25, D. C.

Table 1.—CENSUS OF BUSINESS PRELIMINARY RESULTS FOR 1948, BY TRADE GROUP

LINCOLN COUNTY, OKLA.

Trade group and kind of business	Number of establishments	1948 sales and receipts (Thousand dollars)	Active proprietors of unincorporated businesses Nov. 1948	Paid employees, workweek ended nearest Nov. 15, 1948	
				Total employees ¹	Full workweek employees
RETAIL TRADE, total.....	333	13,353	355	663	519
Food group.....	90	3,518	91	114	86
Eating and drinking places.....	61	798	67	124	86
General merchandise group, general stores....	17	960	16	67	43
Apparel group.....	11	700	9	33	25
Furniture-home furnishings-appliance group..	19	589	25	28	19
Automotive group.....	28	2,786	37	110	104
Gasoline service stations.....	59	1,317	60	61	48
Lumber-building-hardware group.....	26	2,107	25	84	77
Drug and proprietary stores.....	11	349	13	36	28
All other retail stores.....	11	229	12	6	3
WHOLESALE TRADE, total.....	26	3,008	22	67	x
Merchant wholesalers.....	7	1,120	7	33	x
Other types of wholesale.....	19	1,888	15	34	x
SELECTED SERVICE TRADES, ^{2/} total.....	99	550	107	57	50
Personal services.....	62	253	65	35	28
All other service trades.....	37	297	42	22	22
HOTELS.....	8	18	8	3	3
TOURIST COURTS AND CAMPS.....	7	47	7	4	3
AMUSEMENTS.....	15	150	13	35	x

x Not available.

^{1/} Includes employees paid for less than the full workweek.

^{2/} See General Description on last page for changes from the 1939 Census of Business in the coverage of Service Trades.

Table 2.—CENSUS OF BUSINESS PRELIMINARY RESULTS FOR 1948 FOR CITIES OF 2,500 INHABITANTS OR MORE

LINCOLN COUNTY, OKLA.

(Data omitted for trade groups where necessary to avoid disclosure)

City and trade group ¹	Number of establishments	1948 sales and receipts (Thousand dollars)	Active proprietors of unincorporated businesses Nov. 1948	Paid employees, workweek ended nearest Nov. 15, 1948	
				Total employees ²	Full workweek employees
Chandler:					
Retail trade.....	83	4,149	91	223	158
Selected service trades.....	30	210	31	23	21
Remainder of county:					
Retail trade.....	250	9,204	264	440	361
Selected service trades.....	69	340	76	34	29

1/ See General Description on this page for changes from the 1939 Census of Business in the coverage of Service Trades.

2/ Includes employees paid for less than the full workweek.

GENERAL DESCRIPTION OF PRELIMINARY RELEASES FOR THE 1948 CENSUS OF BUSINESS

This series of releases, of which one is planned for each county in the United States, presents preliminary results of the 1948 Census of Business. The information is based on reports submitted by business establishments for that Census. The figures shown are preliminary, and are subject to revision in the final Census publications, but the changes are expected to be relatively minor with respect to coverage. The final Census figures will be issued in a series of Business Census bulletins which will show additional detailed kind-of-business information for all places where there are a sufficient number of establishments.

The 1948 Census of Business was taken under the provision of the Act of June 19, 1948, which provides that the Business Census be taken for 1948 and for each fifth year thereafter. Previous Business Censuses were taken for the years 1929, 1933, 1935, and 1939.

Scope of the Census.—The 1948 Census of Business covered all establishments in the following trades, as defined by the Standard Industrial Classification Manual, May 1949 issue, of the Executive Office of the President: all retail trades; all wholesale trades; all service trades in the following four groups—personal services, business services, automobile repairs and services, and miscellaneous repair services; hotels; tourist courts and camps; and amusements, including motion picture theaters. Some important services not covered are radio broadcasting and television, medical and health, legal, educational, nonprofit, accounting, and domestic services.

This coverage is similar to that of the 1939 Business Census. However, "custom trades" and "services incidental to transportation," which are no longer included in the standard classification of the service trades, are not covered by the 1948 Census. In a number of localities, these exclusions as well as other changes in the standard classification may have

a considerable effect in comparing 1948 with 1939 data, particularly with respect to establishment count.

Establishment definition.—For Census purposes, a business establishment is defined to include only enterprises conducted from a recognizable place of business, provided that the annual sales were in excess of \$5,000 for a wholesale trade establishment and \$500 for establishments in other trades. A detailed analysis of coverage will be provided in future Census of Business publications.

"Number of establishments" is the number of separate business locations, rather than the number of business companies or organizations, since the Census figures represent information reported separately for each business location or establishment. The establishment count reflects the number of places in business at the end of 1948 excluding administrative and executive offices of multiunit organizations, and "chain store" warehouses.

Sales and receipts.—"1948 sales and receipts" represents sales of merchandise and receipts from repairs and other services to customers. The figures reflect deductions for returned goods and allowances, but not for trade-in allowances; they exclude sales and excise taxes collected from customers and paid directly to any taxing agency.

Proprietors.—"Active proprietors..." represents owners and partners of unincorporated businesses who devoted the major portion of their time to the business in November 1948.

Employment.—"Number of paid employees..." represents all employees on the pay roll for the pay period ending nearest November 15, 1948. "Full workweek" employees, whether regular or seasonal, are those who in the November 15 pay period were paid for working at least the number of hours typically worked in a week by employees of the reporting establishment.

1948 CENSUS OF BUSINESS

RETAIL, WHOLESALE, SERVICE TRADES

U. S. DEPARTMENT OF COMMERCE
BUREAU OF THE CENSUS

PRELIMINARY

For Release April 17, 1950

Release Series BC-1P- 35-042

LOGAN COUNTY, OKLA.

Retail, wholesale, and service establishments located in Logan County, Oklahoma, showed a substantial expansion in dollar volume of trade from 1939 to 1948 according to preliminary figures from the 1948 Census of Business released today by the Bureau of the Census, U. S. Department of Commerce.

Retail sales in the county during 1948 aggregated \$14.8 million, an increase of 147 percent over the \$6.0 million in 1939, when the preceding Census of Business was taken. Wholesale sales in the county reached a total of \$6.1 million in 1948 as compared with \$2.0 million in 1939. The service trades included in the Census of Business recorded receipts totaling \$763,000 in 1948 compared with \$275,000 in 1939.

Employment in the county also rose over the 9-year period between 1939 and 1948 for the above trades. Establishments in these trades reported a combined total of 938 paid employees for the workweek ended nearest November 15, 1948. This compared with a total of 897 employees reported for the week of November 15, 1939.

These preliminary figures have been derived from a Census report on Logan County, Oklahoma, which includes data for the city of Guthrie. Final figures, superseding the preliminary data for Logan County, will be included in a Bulletin for the State of Oklahoma to be issued in several months. Similar data will be made available this year in preliminary and final form for each of the counties and States. A single copy of the preliminary release for Logan County as well as an order blank for other area releases may be obtained by writing to the Bureau of the Census, Washington 25, D. C.

Table 1.--CENSUS OF BUSINESS PRELIMINARY RESULTS FOR 1948, BY TRADE GROUP

LOGAN COUNTY, OKLA.

Trade group and kind of business	Number of establishments	1948 sales and receipts (Thousand dollars)	Active proprietors of unincorporated businesses Nov. 1948	Paid employees, workweek ended nearest Nov. 15, 1948	
				Total employees ¹	Full workweek employees
RETAIL TRADE, total.....	286	14,815	322	749	614
Food group.....	65	3,533	69	107	77
Eating and drinking places.....	52	558	59	98	89
General merchandise grp, general stores.....	12	1,866	12	144	97
Apparel group.....	7	334	9	27	15
Furniture-home furnishings-appliance grp.....	12	761	14	25	20
Automotive group.....	22	2,957	29	118	118
Gasoline service stations.....	48	1,144	54	54	51
Lumber-building-hardware group.....	30	2,315	30	78	72
Drug and proprietary stores.....	9	506	11	62	41
All other retail stores.....	29	841	35	36	34
WHOLESALE TRADE, total.....	34	6,118	32	72	x
Merchant wholesalers.....	8	1,115	11	34	x
Other types of wholesalers.....	26	5,003	21	38	x
SELECTED SERVICE TRADES, ² /total.....	94	763	106	117	103
Personal services.....	52	392	55	72	62
All other service trades.....	42	371	51	45	41

x Not available.

¹/ Includes employees paid for less than the full workweek.

²/ See General Description on the last page for changes from the 1939 Census of Business in the coverage of Service Trades.

Table 2.—CENSUS OF BUSINESS PRELIMINARY RESULTS FOR 1948 FOR CITIES OF 2,500 INHABITANTS OR MORE

LOGAN COUNTY, OKLA.

(Data omitted for trade groups where necessary to avoid disclosure)

City and trade group ¹	Number of establishments	1948 sales and receipts (Thousand dollars)	Active proprietors of unincorporated businesses Nov. 1948	Paid employees, workweek ended nearest Nov. 15, 1948	
				Total employees ²	Full workweek employees
Guthrie:					
Retail trade.....	164	11,171	195	596	480
Wholesale trade.....	22	4,584	26	45	x
Selected service trades....	60	595	67	97	88
Remainder of county:					
Retail trade.....	122	3,644	127	153	134
Wholesale trade.....	12	1,534	6	27	x
Selected service trades....	34	168	39	20	15

x Not available.

1/ See General Description on this page for changes from the 1939 Census of Business in the coverage of Service Trades.

2/ Includes employees paid for less than the full workweek.

GENERAL DESCRIPTION OF PRELIMINARY RELEASES FOR THE 1948 CENSUS OF BUSINESS

This series of releases, of which one is planned for each county in the United States, presents preliminary results of the 1948 Census of Business. The information is based on reports submitted by business establishments for that Census. The figures shown are preliminary, and are subject to revision in the final Census publications, but the changes are expected to be relatively minor with respect to coverage. The final Census figures will be issued in a series of Business Census bulletins which will show additional detailed kind-of-business information for all places where there are a sufficient number of establishments.

The 1948 Census of Business was taken under the provision of the Act of June 19, 1948, which provides that the Business Census be taken for 1948 and for each fifth year thereafter. Previous Business Censuses were taken for the years 1929, 1933, 1935, and 1939.

Scope of the Census.—The 1948 Census of Business covered all establishments in the following trades, as defined by the Standard Industrial Classification Manual, May 1949 issue, of the Executive Office of the President: all retail trades; all wholesale trade; all service trades in the following four groups—personal services, business services, automobile repairs and services, and miscellaneous repair services; hotels; tourist courts and camps; and amusements, including motion picture theaters. Some important services not covered are radio broadcasting and television, medical and health, legal, educational, nonprofit, accounting, and domestic services.

This coverage is similar to that of the 1939 Business Census. However, "custom trades" and "services incidental to transportation," which are no longer included in the standard classification of the service trades, are not covered by the 1948 Census. In a number of localities, these exclusions as well as other changes in the standard classification may have

a considerable effect in comparing 1948 with 1939 data, particularly with respect to establishment count.

Establishment definition.—For Census purposes, a business establishment is defined to include only enterprises conducted from a recognizable place of business, provided that the annual sales were in excess of \$5,000 for a wholesale trade establishment and \$500 for establishments in other trades. A detailed analysis of coverage will be provided in future Census of Business publications.

"Number of establishments" is the number of separate business locations, rather than the number of business companies or organizations, since the Census figures represent information reported separately for each business location or establishment. The establishment count reflects the number of places in business at the end of 1948 excluding administrative and executive offices of multiunit organizations, and "chain store" warehouses.

Sales and receipts.—"1948 sales and receipts" represents sales of merchandise and receipts from repairs and other services to customers. The figures reflect deductions for returned goods and allowances, but not for trade-in allowances; they exclude sales and excise taxes collected from customers and paid directly to any taxing agency.

Proprietors.—"Active proprietors..." represents owners and partners of unincorporated businesses who devoted the major portion of their time to the business in November 1948.

Employment.—"Number of paid employees..." represents all employees on the pay roll for the pay period ending nearest November 15, 1948. "Full workweek" employees, whether regular or seasonal, are those who in the November 15 pay period were paid for working at least the number of hours typically worked in a week by employees of the reporting establishment.

1948 CENSUS OF BUSINESS

RETAIL, WHOLESALE, SERVICE TRADES

U. S. DEPARTMENT OF COMMERCE
BUREAU OF THE CENSUS

PRELIMINARY

For Release April 19, 1950

Release Series BC-1P-35-043

LOVE COUNTY, OKLA.

Retail and service establishments located in Love County, Oklahoma, showed a substantial expansion in dollar volume of trade from 1939 to 1948 according to preliminary figures from the 1948 Census of Business released today by the Bureau of the Census, U. S. Department of Commerce.

Retail sales in the county during 1948 aggregated \$2.9 million, an increase of 190 percent over the \$1.0 million in 1939, when the preceding Census of Business was taken. The service trades included in the Census of Business recorded receipts totaling \$84,000 in 1948 compared with \$55,000 in 1939.

Employment in the county also rose over the 9-year period between 1939 and 1948 for the above trades. Establishments in these trades reported a combined total of 144 paid employees for the workweek ended nearest November 15, 1948. This compared with a total of 111 employees reported for the week of November 15, 1939.

These preliminary figures have been derived from a Census report on Love County, Oklahoma. Final figures, superseding the preliminary data for Love County, will be included in a Bulletin for the State of Oklahoma to be issued in several months. Similar data will be made available this year in preliminary and final form for each of the counties and States. A single copy of the preliminary release for Love County as well as an order blank for other area releases may be obtained by writing to the Bureau of the Census, Washington 25, D. C.

Table 1.—CENSUS OF BUSINESS PRELIMINARY RESULTS FOR 1948, BY TRADE GROUP
LOVE COUNTY, OKLA.

Trade group and kind of business	Number of establishments	1948 sales and receipts (Thousand dollars)	Active proprietors of unincorporated businesses Nov. 1948	Paid employees, workweek ended nearest Nov. 15, 1948	
				Total employees ¹	Full workweek employees
RETAIL TRADE, total.....	121	2,912	124	134	110
Food group.....	44	887	48	27	18
Eating and drinking places.....	28	309	29	26	23
Gasoline service stations.....	17	169	19	11	10
All other retail stores.....	32	1,547	28	70	59
SELECTED SERVICE TRADES ^{2/}	25	84	28	10	9

^{1/} Includes employees paid for less than the full workweek.

^{2/} See General Description on last page for changes from the 1939 Census of Business in the coverage of Service Trades.

GENERAL DESCRIPTION OF PRELIMINARY RELEASES FOR THE 1948 CENSUS OF BUSINESS

This series of releases, of which one is planned for each county in the United States, presents preliminary results of the 1948 Census of Business. The information is based on reports submitted by business establishments for that Census. The figures shown are preliminary, and are subject to revision in the final Census publications, but the changes are expected to be relatively minor with respect to coverage. The final Census figures will be issued in a series of Business Census bulletins which will show additional detailed kind-of-business information for all places where there are a sufficient number of establishments.

The 1948 Census of Business was taken under the provision of the Act of June 19, 1948, which provides that the Business Census be taken for 1948 and for each fifth year thereafter. Previous Business Censuses were taken for the years 1929, 1933, 1935, and 1939.

Scope of the Census.—The 1948 Census of Business covered all establishments in the following trades, as defined by the Standard Industrial Classification Manual, May 1949 issue, of the Executive Office of the President: all retail trades; all wholesale trades; all service trades in the following four groups—personal services, business services, automobile repairs and services, and miscellaneous repair services; hotels; tourist courts and camps; and amusements, including motion picture theaters. Some important services not covered are radio broadcasting and television, medical and health, legal, educational, nonprofit, accounting, and domestic services.

This coverage is similar to that of the 1939 Business Census. However, "custom trades" and "services incidental to transportation," which are no longer included in the standard classification of the service trades, are not covered by the 1948 Census. In a number of localities, these exclusions as well as other changes in the standard classification may have a considerable effect in comparing

1948 with 1939 data, particularly with respect to establishment count.

Establishment definition.—For Census purposes, a business establishment is defined to include only enterprises conducted from a recognizable place of business, provided that the annual sales were in excess of \$5,000 for a wholesale trade establishment and \$500 for establishments in other trades. A detailed analysis of coverage will be provided in future Census of Business publications.

"Number of establishments" is the number of separate business locations, rather than the number of business companies or organizations, since the Census figures represent information reported separately for each business location or establishment. The establishment count reflects the number of places in business at the end of 1948 excluding administrative and executive offices of multiunit organizations, and "chain store" warehouses.

Sales and receipts.—"1948 sales and receipts" represents sales of merchandise and receipts from repairs and other services to customers. The figures reflect deductions for returned goods and allowances, but not for trade-in allowances; they exclude sales and excise taxes collected from customers and paid directly to any taxing agency.

Proprietors.—"Active proprietors..." represents owners and partners of unincorporated businesses who devoted the major portion of their time to the business in November 1948.

Employment.—"Number of paid employees..." represents all employees on the pay roll for the pay period ending nearest November 15, 1948. "Full workweek" employees, whether regular or seasonal, are those who in the November 15 pay period were paid for working at least the number of hours typically worked in a week by employees of the reporting establishment.

1948 CENSUS OF BUSINESS

RETAIL, WHOLESALE, SERVICE TRADES

U. S. DEPARTMENT OF COMMERCE
BUREAU OF THE CENSUS

PRELIMINARY

For Release April 17, 1950

Release Series BC-1P-35-044

McCLAIN COUNTY, OKLA.

Retail, wholesale, and service establishments located in McClain County, Oklahoma, showed a substantial expansion in dollar volume of trade from 1939 to 1948 according to preliminary figures from the 1948 Census of Business released today by the Bureau of the Census, U. S. Department of Commerce.

Retail sales in the county during 1948 aggregated \$7.0 million, an increase of 233 percent over the \$2.1 million in 1939, when the preceding Census of Business was taken. Wholesale sales in the county reached a total of \$967,000 in 1948 as compared with \$595,000 in 1939. The service trades included in the Census of Business recorded receipts totaling \$333,000 in 1948 compared with \$100,000 in 1939.

Employment in the county also rose over the 9-year period between 1939 and 1948 for the above trades. Establishments in these trades reported a combined total of 423 paid employees for the workweek ended nearest November 15, 1948. This compared with a total of 287 employees reported for the week of November 15, 1939.

These preliminary figures have been derived from a Census report on McClain County, Oklahoma, which also includes data for the city of Purcell. Final figures, superseding the preliminary data for McClain County, will be included in a Bulletin for the State of Oklahoma to be issued in several months. Similar data will be made available this year in preliminary and final form for each of the counties and States. A single copy of the preliminary release for McClain County as well as an order blank for other area releases may be obtained by writing to the Bureau of the Census, Washington 25, D. C.

Table 1.—CENSUS OF BUSINESS PRELIMINARY RESULTS FOR 1948, BY TRADE GROUP

McCLAIN COUNTY, OKLA.

Trade group and kind of business	Number of establishments	1948 sales and receipts (Thousand dollars)	Active proprietors of unincorporated businesses Nov. 1948	Paid employees, workweek ended nearest Nov. 15, 1948	
				Total employees ¹	Full workweek employees
RETAIL TRADE, total.....	181	7,013	211	361	269
Food group.....	55	2,048	68	69	40
Eating and drinking places.....	27	426	29	79	68
General merchandise grp, general stores	14	521	15	39	21
Furniture-home furnishgs-appliance grp	9	510	13	24	21
Automotive group.....	10	1,250	13	40	39
Gasoline service stations.....	29	514	31	30	23
Lumber-building-hardware group.....	18	1,057	20	46	33
Drug and proprietary stores.....	8	303	10	19	10
All other retail stores.....	11	384	12	15	14
WHOLESALE TRADE.....	14	967	12	13	x
SELECTED SERVICE TRADES, ² /total.....	63	333	69	49	40
Personal services.....	36	187	40	38	30
All other service trades.....	27	146	29	11	10

x Not available.

1/ Includes employees paid for less than the full workweek.

2/ See General Description on last page for changes from the 1939 Census of Business in the coverage of Service Trades.

Table 2.—CENSUS OF BUSINESS PRELIMINARY RESULTS FOR 1948 FOR CITIES OF 2,500 INHABITANTS OR MORE

McCLAIN COUNTY, OKLA.

(Data omitted for trade groups where necessary to avoid disclosure)

City and trade group ¹	Number of establishments	1948 sales and receipts (Thousand dollars)	Active proprietors of unincorporated businesses Nov. 1948	Paid employees, workweek ended nearest Nov. 15, 1948	
				Total employees ²	Full workweek employees
Purcell:					
Retail trade.....	79	4,375	94	253	202
Selected service trades..	30	193	34	35	29
Remainder of county:					
Retail trade.....	102	2,638	117	108	67
Selected service trades..	33	140	35	14	11

1/ See General Description on this page for changes from the 1939 Census of Business in the coverage of Service Trades.

2/ Includes employees paid for less than the full workweek.

GENERAL DESCRIPTION OF PRELIMINARY RELEASES FOR THE 1948 CENSUS OF BUSINESS

This series of releases, of which one is planned for each county in the United States, presents preliminary results of the 1948 Census of Business. The information is based on reports submitted by business establishments for that Census. The figures shown are preliminary, and are subject to revision in the final Census publications, but the changes are expected to be relatively minor with respect to coverage. The final Census figures will be issued in a series of Business Census bulletins which will show additional detailed kind-of-business information for all places where there are a sufficient number of establishments.

The 1948 Census of Business was taken under the provision of the Act of June 19, 1948, which provides that the Business Census be taken for 1948 and for each fifth year thereafter. Previous Business Censuses were taken for the years 1929, 1933, 1935, and 1939.

Scope of the Census.—The 1948 Census of Business covered all establishments in the following trades, as defined by the Standard Industrial Classification Manual, May 1949 issue, of the Executive Office of the President: all retail trades; all wholesale trades; all service trades in the following four groups—personal services, business services, automobile repairs and services, and miscellaneous repair services; hotels; tourist courts and camps; and amusements, including motion picture theaters. Some important services not covered are radio broadcasting and television, medical and health, legal, educational, nonprofit, accounting, and domestic services.

This coverage is similar to that of the 1939 Business Census. However, "custom trades" and "services incidental to transportation," which are no longer included in the standard classification of the service trades, are not covered by the 1948 Census. In a number of localities, these exclusions as well as other changes in the standard classification may have

a considerable effect in comparing 1948 with 1939 data, particularly with respect to establishment count.

Establishment definition.—For Census purposes, a business establishment is defined to include only enterprises conducted from a recognizable place of business, provided that the annual sales were in excess of \$5,000 for a wholesale trade establishment and \$500 for establishments in other trades. A detailed analysis of coverage will be provided in future Census of Business publications.

"Number of establishments" is the number of separate business locations, rather than the number of business companies or organizations, since the Census figures represent information reported separately for each business location or establishment. The establishment count reflects the number of places in business at the end of 1948 excluding administrative and executive offices of multiunit organizations, and "chain store" warehouses.

Sales and receipts.—"1948 sales and receipts" represents sales of merchandise and receipts from repairs and other services to customers. The figures reflect deductions for returned goods and allowances, but not for trade-in allowances; they exclude sales and excise taxes collected from customers and paid directly to any taxing agency.

Proprietors.—"Active proprietors..." represents owners and partners of unincorporated businesses who devoted the major portion of their time to the business in November 1948.

Employment.—"Number of paid employees..." represents all employees on the pay roll for the pay period ending nearest November 15, 1948. "Full workweek" employees, whether regular or seasonal, are those who in the November 15 pay period were paid for working at least the number of hours typically worked in a week by employees of the reporting establishment.

1948 CENSUS OF BUSINESS

RETAIL, WHOLESALE, SERVICE TRADES

U. S. DEPARTMENT OF COMMERCE
BUREAU OF THE CENSUS

PRELIMINARY

For Release April 17, 1950

Release Series BC-1P-35-045

McCURTAIN COUNTY, OKLA.

Retail, wholesale, and service establishments located in McCurtain County, Oklahoma, showed a substantial expansion in dollar volume of trade from 1939 to 1948 according to preliminary figures from the 1948 Census of Business released today by the Bureau of the Census, U. S. Department of Commerce.

Retail sales in the county during 1948 aggregated \$11.7 million, an increase of 234 percent over the \$3.5 million in 1939, when the preceding Census of Business was taken. Wholesale sales in the county reached a total of \$2.6 million in 1948 as compared with \$0.7 million in 1939. The service trades included in the Census of Business recorded receipts totaling \$494,000 in 1948 compared with \$121,000 in 1939.

Employment in the county also rose over the 9-year period between 1939 and 1948 for the above trades. Establishments in these trades reported a combined total of 706 paid employees for the workweek ended nearest November 15, 1948. This compared with a total of 510 employees reported for the week of November 15, 1939.

These preliminary figures have been derived from a Census report on McCurtain County, Oklahoma, which also includes data for the city of Idabel. Final figures, superseding the preliminary data for McCurtain County, will be included in a Bulletin for the State of Oklahoma to be issued in several months. Similar data will be made available this year in preliminary and final form for each of the counties and States. A single copy of the preliminary release for McCurtain County as well as an order blank for other area releases may be obtained by writing to the Bureau of the Census, Washington 25, D. C.

Table 1.—CENSUS OF BUSINESS PRELIMINARY RESULTS FOR 1948, BY TRADE GROUP

McCURTAIN COUNTY, OKLA.

Trade group and kind of business	Number of establishments	1948 sales and receipts (Thousand dollars)	Active proprietors of unincorporated businesses Nov. 1948	Paid employees, workweek ended nearest Nov. 15, 1948	
				Total employees ¹	Full workweek employees
RETAIL TRADE, total.....	335	11,700	333	562	456
Food group.....	123	4,207	111	115	95
Eating and drinking places.....	52	592	53	85	74
General merchandise grp., general stores.	51	1,934	48	112	73
Apparel group.....	7	386	7	23	14
Furniture-home furnishgs-appliance grp.	11	365	12	11	8
Automotive group.....	18	1,395	18	53	53
Gasoline service stations.....	25	501	25	29	28
Lumber-building-hardware group.....	19	1,249	20	50	42
Drug and proprietary stores.....	10	362	10	28	23
All other retail stores.....	19	709	29	56	46
WHOLESALE TRADE.....	15	2,552	16	41	x
SELECTED SERVICE TRADES, ² /total.....	84	494	86	103	75
Personal services.....	51	330	50	69	55
All other service trades.....	33	164	36	34	20

x Not available.

1/ Includes employees paid for less than the full workweek.

2/ See General Description on last page for changes from the 1939 Census of Business in the coverage of Service Trades.

Table 2.—CENSUS OF BUSINESS PRELIMINARY RESULTS FOR 1948 FOR CITIES OF 2,500 INHABITANTS OR MORE

McCURTAIN COUNTY, OKLA.

(Data omitted for trade groups where necessary to avoid disclosure)

City and trade group ¹	Number of establishments	1948 sales and receipts (Thousand dollars)	Active proprietors of unincorporated businesses Nov. 1948	Paid employees, workweek ended nearest Nov. 15, 1948	
				Total employees ²	Full workweek employees
Label:					
Retail trade.....	129	5,612	132	332	263
Selected service trades....	45	345	46	62	59
Remainder of county:					
Retail trade.....	206	6,088	201	230	193
Selected service trades....	39	149	40	41	16

1/ See General Description on this page for changes from the 1939 Census of Business in the coverage of Service Trades.

2/ Includes employees paid for less than the full workweek.

GENERAL DESCRIPTION OF PRELIMINARY RELEASES FOR THE 1948 CENSUS OF BUSINESS

This series of releases, of which one is planned for each county in the United States, presents preliminary results of the 1948 Census of Business. The information is based on reports submitted by business establishments for that Census. The figures shown are preliminary, and are subject to revision in the final Census publications, but the changes are expected to be relatively minor with respect to coverage. The final Census figures will be issued in a series of Business Census bulletins which will show additional detailed kind-of-business information for all places where there are a sufficient number of establishments.

The 1948 Census of Business was taken under the provision of the Act of June 19, 1948, which provides that the Business Census be taken for 1948 and for each fifth year thereafter. Previous Business Censuses were taken for the years 1929, 1933, 1935, and 1939.

Scope of the Census.—The 1948 Census of Business covered all establishments in the following trades, as defined by the Standard Industrial Classification Manual, May 1949 issue, of the Executive Office of the President: all retail trades; all wholesale trades; all service trades in the following four groups—personal services, business services, automobile repairs and services, and miscellaneous repair services; hotels; tourist courts and camps; and amusements, including motion picture theaters. Some important services not covered are radio broadcasting and television, medical and health, legal, educational, nonprofit, accounting, and domestic services.

This coverage is similar to that of the 1939 Business Census. However, "custom trades" and "services incidental to transportation," which are no longer included in the standard classification of the service trades, are not covered by the 1948 Census. In a number of localities, these exclusions as well as other changes in the standard classification may have

a considerable effect in comparing 1948 with 1939 data, particularly with respect to establishment count.

Establishment definition.—For Census purposes, a business establishment is defined to include only enterprises conducted from a recognizable place of business, provided that the annual sales were in excess of \$5,000 for a wholesale trade establishment and \$500 for establishments in other trades. A detailed analysis of coverage will be provided in future Census of Business publications.

"Number of establishments" is the number of separate business locations, rather than the number of business companies or organizations, since the Census figures represent information reported separately for each business location or establishment. The establishment count reflects the number of places in business at the end of 1948 excluding administrative and executive offices of multiunit organizations, and "chain store" warehouses.

Sales and receipts.—"1948 sales and receipts" represents sales of merchandise and receipts from repairs and other services to customers. The figures reflect deductions for returned goods and allowances, but not for trade-in allowances; they exclude sales and excise taxes collected from customers and paid directly to any taxing agency.

Proprietors.—"Active proprietors..." represents owners and partners of unincorporated businesses who devoted the major portion of their time to the business in November 1948.

Employment.—"Number of paid employees..." represents all employees on the pay roll for the pay period ending nearest November 15, 1948. "Full workweek" employees, whether regular or seasonal, are those who in the November 15 pay period were paid for working at least the number of hours typically worked in a week by employees of the reporting establishment.

1948 CENSUS OF BUSINESS

RETAIL, WHOLESALE, SERVICE TRADES

U. S. DEPARTMENT OF COMMERCE
BUREAU OF THE CENSUS

PRELIMINARY

For Release April 17, 1950

Release Series BC-1P-35-046

McINTOSH COUNTY, OKLA.

Retail, wholesale, and service establishments located in McIntosh County, Oklahoma, showed a substantial expansion in dollar volume of trade from 1939 to 1948 according to preliminary figures from the 1948 Census of Business released today by the Bureau of the Census, U. S. Department of Commerce.

Retail sales in the county during 1948 aggregated \$6.5 million, an increase of 225 percent over the \$2.0 million in 1939, when the preceding Census of Business was taken. Wholesale sales in the county reached a total of \$2.4 million in 1948 as compared with \$0.7 million in 1939. The service trades included in the Census of Business recorded receipts totaling \$225,000 in 1948 compared with \$81,000 in 1939.

Employment in the county also rose over the 9-year period between 1939 and 1948 for the above trades. Establishments in these trades reported a combined total of 390 paid employees for the workweek ended nearest November 15, 1948. This compared with a total of 206 employees reported for the week of November 15, 1939.

These preliminary figures have been derived from a Census report on McIntosh County, Oklahoma. Final figures, superseding the preliminary data for McIntosh County, will be included in a Bulletin for the State of Oklahoma to be issued in several months. Similar data will be made available this year in preliminary and final form for each of the counties and States. A single copy of the preliminary release for McIntosh County as well as an order blank for other area releases may be obtained by writing to the Bureau of the Census, Washington 25, D. C.

Table 1.—CENSUS OF BUSINESS PRELIMINARY RESULTS FOR 1948, BY TRADE GROUP

McINTOSH COUNTY, OKLA.

Trade group and kind of business	Number of establishments	1948 sales and receipts (Thousand dollars)	Active proprietors of unincorporated businesses Nov. 1948	Paid employees, workweek ended nearest Nov. 15, 1948	
				Total employees ¹	Full workweek employees
RETAIL TRADE, total.....	215	6,526	227	319	255
Food group.....	70	1,712	74	41	34
Eating and drinking places.....	38	362	42	62	52
General merchandise grp, general stores.....	15	808	19	51	36
Apparel group.....	5	342	5	28	23
Furniture-home furnishgs-appliance grp.....	6	199	6	9	9
Automotive group.....	16	766	18	26	25
Gasoline service stations.....	29	501	31	31	20
Lumber-building-hardware group.....	17	1,301	13	44	35
Drug and proprietary stores.....	7	220	7	19	14
All other retail stores.....	12	315	12	8	7
WHOLESALE TRADE, total.....	21	2,434	21	37	x
Merchant wholesalers.....	5	953	5	13	x
Other types of wholesalers.....	16	1,481	16	24	x
SELECTED SERVICE TRADES, ² /total.....	49	225	48	34	32
Personal services.....	32	145	31	26	24
All other service trades.....	17	80	17	8	8
AMUSEMENTS.....	6	83	6	13	x

x Not available.

¹/ Includes employees paid for less than the full workweek.

²/ See General Description on last page for changes from the 1939 Census of Business in the coverage of Service Trades.

GENERAL DESCRIPTION OF PRELIMINARY RELEASES FOR THE 1948 CENSUS OF BUSINESS

This series of releases, of which one is planned for each county in the United States, presents preliminary results of the 1948 Census of Business. The information is based on reports submitted by business establishments for that Census. The figures shown are preliminary, and are subject to revision in the final Census publications, but the changes are expected to be relatively minor with respect to coverage. The final Census figures will be issued in a series of Business Census bulletins which will show additional detailed kind-of-business information for all places where there are a sufficient number of establishments.

The 1948 Census of Business was taken under the provision of the Act of June 19, 1948, which provides that the Business Census be taken for 1948 and for each fifth year thereafter. Previous Business Censuses were taken for the years 1929, 1933, 1935, and 1939.

Scope of the Census.—The 1948 Census of Business covered all establishments in the following trades, as defined by the Standard Industrial Classification Manual, May 1949 issue, of the Executive Office of the President: all retail trades; all wholesale trades; all service trades in the following four groups—personal services, business services, automobile repairs and services, and miscellaneous repair services; hotels; tourist courts and camps; and amusements, including motion picture theaters. Some important services not covered are radio broadcasting and television, medical and health, legal, educational, nonprofit, accounting, and domestic services.

This coverage is similar to that of the 1939 Business Census. However, "custom trades" and "services incidental to transportation," which are no longer included in the standard classification of the service trades, are not covered by the 1948 Census. In a number of localities, these exclusions as well as other changes in the standard classification may have a considerable effect in comparing

1948 with 1939 data, particularly with respect to establishment count.

Establishment definition.—For Census purposes, a business establishment is defined to include only enterprises conducted from a recognizable place of business, provided that the annual sales were in excess of \$5,000 for a wholesale trade establishment and \$500 for establishments in other trades. A detailed analysis of coverage will be provided in future Census of Business publications.

"Number of establishments" is the number of separate business locations, rather than the number of business companies or organizations, since the Census figures represent information reported separately for each business location or establishment. The establishment count reflects the number of places in business at the end of 1948 excluding administrative and executive offices of multiunit organizations, and "chain store" warehouses.

Sales and receipts.—"1948 sales and receipts" represents sales of merchandise and receipts from repairs and other services to customers. The figures reflect deductions for returned goods and allowances, but not for trade-in allowances; they exclude sales and excise taxes collected from customers and paid directly to any taxing agency.

Proprietors.—"Active proprietors..." represents owners and partners of unincorporated businesses who devoted the major portion of their time to the business in November 1948.

Employment.—"Number of paid employees..." represents all employees on the pay roll for the pay period ending nearest November 15, 1948. "Full workweek" employees, whether regular or seasonal, are those who in the November 15 pay period were paid for working at least the number of hours typically worked in a week by employees of the reporting establishment.

1948 CENSUS OF BUSINESS

RETAIL, WHOLESALE, SERVICE TRADES

U. S. DEPARTMENT OF COMMERCE
BUREAU OF THE CENSUS

PRELIMINARY

For Release May 4, 1950

Release Series BC-1P-35-047

MAJOR COUNTY, OKLA.

Retail, wholesale, and service establishments located in Major County, Oklahoma, showed a substantial expansion in dollar volume of trade from 1939 to 1948 according to preliminary figures from the 1948 Census of Business released today by the Bureau of the Census, U. S. Department of Commerce.

Retail sales in the county during 1948 aggregated \$6.3 million, an increase of 271 percent over the \$1.7 million in 1939, when the preceding Census of Business was taken. Wholesale sales in the county reached a total of \$4.1 million in 1948 as compared with \$2.5 million in 1939. The service trades included in the Census of Business recorded receipts totaling \$249,000 in 1948 compared with \$77,000 in 1939.

Retail trade establishments in the county reported 257 paid employees for the workweek ended nearest November 15, 1948. For the same week in 1948, wholesale trade establishments reported 31 paid employees and the selected service trades reported 22 paid employees.

These preliminary figures have been derived from a Census report on Major County, Oklahoma. Final figures, superseding the preliminary data for Major County, will be included in a Bulletin for the State of Oklahoma to be issued in several months. Similar data will be made available this year in preliminary and final form for each of the counties and States. A single copy of the preliminary release for Major County as well as an order blank for other area releases may be obtained by writing to the Bureau of the Census, Washington 25, D. C.

Table 1.—CENSUS OF BUSINESS PRELIMINARY RESULTS FOR 1948, BY TRADE GROUP

MAJOR COUNTY, OKLA.

Trade group and kind of business	Number of establishments	1948 sales and receipts (Thousand dollars)	Active proprietors of unincorporated businesses Nov. 1948	Paid employees, workweek ended nearest Nov. 15, 1948	
				Total employees ¹	Full workweek employees
RETAIL TRADE, total.....	122	6,264	126	257	216
Food group.....	23	1,216	27	31	22
Eating and drinking places.....	12	331	17	54	41
Gasoline service stations.....	31	912	31	29	22
All other retail stores.....	56	3,805	51	143	131
WHOLESALE TRADE.....	20	4,104	9	31	x
SELECTED SERVICE TRADES, ² /total.....	47	249	48	22	16
Personal services.....	27	124	28	15	11
All other service trades.....	20	125	20	7	5

x Not available.

¹/ Includes employees paid for less than the full workweek.

²/ See General Description on last page for changes from the 1939 Census of Business in the coverage of Service Trades.

GENERAL DESCRIPTION OF PRELIMINARY RELEASES FOR THE 1948 CENSUS OF BUSINESS

This series of releases, of which one is planned for each county in the United States, presents preliminary results of the 1948 Census of Business. The information is based on reports submitted by business establishments for that Census. The figures shown are preliminary, and are subject to revision in the final Census publications, but the changes are expected to be relatively minor with respect to coverage. The final Census figures will be issued in a series of Business Census bulletins which will show additional detailed kind-of-business information for all places where there are a sufficient number of establishments.

The 1948 Census of Business was taken under the provision of the Act of June 19, 1948, which provides that the Business Census be taken for 1948 and for each fifth year thereafter. Previous Business Censuses were taken for the years 1929, 1933, 1935, and 1939.

Scope of the Census.--The 1948 Census of Business covered all establishments in the following trades, as defined by the Standard Industrial Classification Manual, May 1949 issue, of the Executive Office of the President: all retail trades; all wholesale trades; all service trades in the following four groups--personal services, business services, automobile repairs and services, and miscellaneous repair services; hotels; tourist courts and camps; and amusements, including motion picture theaters. Some important services not covered are radio broadcasting and television, medical and health, legal, educational, nonprofit, accounting, and domestic services.

This coverage is similar to that of the 1939 Business Census. However, "custom trades" and "services incidental to transportation," which are no longer included in the standard classification of the service trades, are not covered by the 1948 Census. In a number of localities, these exclusions as well as other changes in the standard classification may have a considerable effect in comparing

1948 with 1939 data, particularly with respect to establishment count.

Establishment definition.--For Census purposes, a business establishment is defined to include only enterprises conducted from a recognizable place of business, provided that the annual sales were in excess of \$5,000 for a wholesale trade establishment and \$500 for establishments in other trades. A detailed analysis of coverage will be provided in future Census of Business publications.

"Number of establishments" is the number of separate business locations, rather than the number of business companies or organizations, since the Census figures represent information reported separately for each business location or establishment. The establishment count reflects the number of places in business at the end of 1948 excluding administrative and executive offices of multiunit organizations, and "chain store" warehouses.

Sales and receipts.--"1948 sales and receipts" represents sales of merchandise and receipts from repairs and other services to customers. The figures reflect deductions for returned goods and allowances, but not for trade-in allowances; they exclude sales and excise taxes collected from customers and paid directly to any taxing agency.

Proprietors.--"Active proprietors..." represents owners and partners of unincorporated businesses who devoted the major portion of their time to the business in November 1948.

Employment.--"Number of paid employees..." represents all employees on the pay roll for the pay period ending nearest November 15, 1948. "Full workweek" employees, whether regular or seasonal, are those who in the November 15 pay period were paid for working at least the number of hours typically worked in a week by employees of the reporting establishment.

1948 CENSUS OF BUSINESS

RETAIL, WHOLESALE, SERVICE TRADES

U. S. DEPARTMENT OF COMMERCE
BUREAU OF THE CENSUS

PRELIMINARY

For Release May 22, 1950

Release Series BC-1P-35-048

MARSHALL COUNTY, OKLA.

Retail, wholesale, and service establishments located in Marshall County, Oklahoma, showed a substantial expansion in dollar volume of trade from 1939 to 1948 according to preliminary figures from the 1948 Census of Business released today by the Bureau of the Census, U. S. Department of Commerce.

Retail sales in the county during 1948 aggregated \$3.9 million, an increase of 160 percent over the \$1.5 million in 1939, when the preceding Census of Business was taken. Wholesale sales in the county reached a total of \$655,000 in 1948 as compared with \$285,000 in 1939. The service trades included in the Census of Business recorded receipts totaling \$223,000 in 1948 compared with \$74,000 in 1939.

Employment in the county also rose over the 9-year period between 1939 and 1948 for the above trades. Establishments in these trades reported a combined total of 302 paid employees for the workweek ended nearest November 15, 1948. This compared with a total of 212 employees reported for the week of November 15, 1939.

These preliminary figures have been derived from a Census report on Marshall County, Oklahoma, which also includes data for the city of Madill. Final figures, superseding the preliminary data for Marshall County, will be included in a Bulletin for the State of Oklahoma to be issued in several months. Similar data will be made available this year in preliminary and final form for each of the counties and States. A single copy of the preliminary release for Marshall County as well as an order blank for other area releases may be obtained by writing to the Bureau of the Census, Washington 25, D. C.

Table 1.—CENSUS OF BUSINESS PRELIMINARY RESULTS FOR 1948, BY TRADE GROUP
MARSHALL COUNTY, OKLA.

Trade group and kind of business	Number of establishments	1948 sales and receipts (Thousand dollars)	Active proprietors of unincorporated businesses Nov. 1948	Paid employees, workweek ended nearest Nov. 15, 1948	
				Total employees ¹	Full workweek employees
RETAIL TRADE, total.....	138	3,879	133	248	198
Food group.....	38	1,077	37	39	26
Eating and drinking places.....	28	310	24	49	47
Gasoline service stations.....	23	229	23	21	18
All other retail stores.....	49	2,263	49	139	107
WHOLESALE TRADE.....	7	655	6	13	x
SELECTED SERVICE TRADES, ^{2/} total.....	46	223	49	41	33
Personal services.....	27	163	28	37	29
All other service trades.....	19	60	21	4	4

x Not available.

^{1/} Includes employees paid for less than the full workweek.

^{2/} See General Description on last page for changes from the 1939 Census of Business in the coverage of Service Trades.

Table 2.—CENSUS OF BUSINESS PRELIMINARY RESULTS FOR 1948 FOR CITIES OF 2,500 INHABITANTS OR MORE

MARSHALL COUNTY, OKLA.

(Data omitted for trade groups where necessary to avoid disclosure)

City and trade group ¹	Number of establishments	1948 sales and receipts (Thousand dollars)	Active proprietors of unincorporated businesses Nov. 1948	Paid employees, workweek ended nearest Nov. 15, 1948	
				Total employees ²	Full workweek employees
Madill:					
Retail trade.....	87	3,307	85	214	168
Selected service trades....	37	209	40	41	33
Remainder of county:					
Retail trade.....	51	572	48	34	30
Selected service trades....	9	14	9	-	-

1/ See General Description on this page for changes from the 1939 Census of Business in the coverage of Service Trades.

2/ Includes employees paid for less than the full workweek.

GENERAL DESCRIPTION OF PRELIMINARY RELEASES FOR THE 1948 CENSUS OF BUSINESS

This series of releases, of which one is planned for each county in the United States, presents preliminary results of the 1948 Census of Business. The information is based on reports submitted by business establishments for that Census. The figures shown are preliminary, and are subject to revision in the final Census publications, but the changes are expected to be relatively minor with respect to coverage. The final Census figures will be issued in a series of Business Census bulletins which will show additional detailed kind-of-business information for all places where there are a sufficient number of establishments.

The 1948 Census of Business was taken under the provision of the Act of June 19, 1948, which provides that the Business Census be taken for 1948 and for each fifth year thereafter. Previous Business Censuses were taken for the years 1929, 1933, 1935, and 1939.

Scope of the Census.—The 1948 Census of Business covered all establishments in the following trades, as defined by the Standard Industrial Classification Manual, May 1949 issue, of the Executive Office of the President: all retail trades; all wholesale trades; all service trades in the following four groups—personal services, business services, automobile repairs and services, and miscellaneous repair services; hotels; tourist courts and camps; and amusements, including motion picture theaters. Some important services not covered are radio broadcasting and television, medical and health, legal, educational, nonprofit, accounting, and domestic services.

This coverage is similar to that of the 1939 Business Census. However, "custom trades" and "services incidental to transportation," which are no longer included in the standard classification of the service trades, are not covered by the 1948 Census. In a number of localities, these exclusions as well as

other changes in the standard classification may have a considerable effect in comparing 1948 with 1939 data, particularly with respect to establishment count.

Establishment definition.—For Census purposes, a business establishment is defined to include only enterprises conducted from a recognizable place of business, provided that the annual sales were in excess of \$5,000 for a wholesale trade establishment and \$500 for establishments in other trades. A detailed analysis of coverage will be provided in future Census of Business publications.

"Number of establishments" is the number of separate business locations, rather than the number of business companies or organizations, since the Census figures represent information reported separately for each business location or establishment. The establishment count reflects the number of places in business at the end of 1948 excluding administrative and executive offices of multiunit organizations, and "chain store" warehouses.

Sales and receipts.—"1948 sales and receipts" represents sales of merchandise and receipts from repairs and other services to customers. The figures reflect deductions for returned goods and allowances, but not for trade-in allowances; they exclude sales and excise taxes collected from customers and paid directly to any taxing agency.

Proprietors.—"Active proprietors..." represents owners and partners of unincorporated businesses who devoted the major portion of their time to the business in November 1948.

Employment.—"Number of paid employees..." represents all employees on the pay roll for the pay period ending nearest November 15, 1948. "Full workweek" employees, whether regular or seasonal, are those who in the November 15 pay period were paid for working at least the number of hours typically worked in a week by employees of the reporting establishment.

91690

1948 CENSUS OF BUSINESS

RETAIL, WHOLESALE, SERVICE TRADES

U. S. DEPARTMENT OF COMMERCE
BUREAU OF THE CENSUS

PRELIMINARY

For Release April 17, 1950

Release Series BC-1P-35-049

MAYES COUNTY, OKLA.

Retail, wholesale, and service establishments located in Mayes County, Oklahoma, showed a substantial expansion in dollar volume of trade from 1939 to 1948 according to preliminary figures from the 1948 Census of Business released today by the Bureau of the Census, U. S. Department of Commerce.

Retail sales in the county during 1948 aggregated \$8.7 million, an increase of 200 percent over the \$2.9 million in 1939, when the preceding Census of Business was taken. Wholesale sales in the county reached a total of \$4.1 million in 1948 as compared with 1.1 million in 1939. The service trades included in the Census of Business recorded receipts totaling \$323,000 in 1948 compared with \$132,000 in 1939.

Employment in the county also rose over the 9-year period between 1939 and 1948 for the above trades. Establishments in these trades reported a combined total of 533 paid employees for the workweek ended nearest November 15, 1948. This compared with a total of 377 employees reported for the week of November 15, 1939.

These preliminary figures have been derived from a Census report on Mayes County, Oklahoma, which also includes data for the city of Pryor Creek. Final figures, superseding the preliminary data for Mayes County, will be included in a Bulletin for the State of Oklahoma to be issued in several months. Similar data will be made available this year in preliminary and final form for each of the counties and States. A single copy of the preliminary release for Mayes County as well as an order blank for other area releases may be obtained by writing to the Bureau of the Census, Washington 25, D. C.

Table 1.—CENSUS OF BUSINESS PRELIMINARY RESULTS FOR 1948, BY TRADE GROUP
MAYES COUNTY, OKLA.

Trade group and kind of business	Number of establishments	1948 sales and receipts (Thousand dollars)	Active proprietors of unincorporated businesses Nov. 1948	Paid employees, workweek ended nearest Nov. 15, 1948	
				Total employees ¹	Full workweek employees
RETAIL TRADE, total.....	274	8,689	282	410	356
Food group.....	68	2,177	75	48	43
Eating and drinking places.....	44	535	46	72	64
General merchandise grp, general stores.....	17	928	15	56	40
Apparel group.....	11	307	10	21	18
Furniture-home furnishgs-appliance grp.....	11	297	8	17	16
Automotive group.....	14	1,596	17	64	62
Gasoline service stations.....	48	648	52	31	21
Lumber-building-hardware group.....	24	1,494	22	56	55
Drug and proprietary stores.....	8	242	8	24	23
All other retail stores.....	29	465	29	21	14
WHOLESALE TRADE, total.....	28	4,089	21	59	x
Merchant wholesalers.....	6	566	-	14	x
Other types of wholesale.....	22	3,523	21	45	x
SELECTED SERVICE TRADES, ² /total.....	58	323	61	64	61
Personal services.....	35	209	38	56	53
All other service trades.....	23	114	23	8	8
TOURIST COURTS AND CAMPS.....	15	53	13	3	3
AMUSEMENTS.....	10	107	9	22	x

x Not available.

¹/ Includes employees paid for less than the full workweek.

²/ See General Description on last page for changes from the 1939 Census of Business in the coverage of Service Trades.

Table 2.—CENSUS OF BUSINESS PRELIMINARY RESULTS FOR 1948 FOR CITIES OF 2,500 INHABITANTS OR MORE

MAYES COUNTY, OKLA.

(Data omitted for trade groups where necessary to avoid disclosure)

City and trade group ¹	Number of establishments	1948 sales and receipts (Thousand dollars)	Active proprietors of unincorporated businesses Nov. 1948	Paid employees, workweek ended nearest Nov. 15, 1948	
				Total employees ²	Full workweek employees
Pryor Creek:					
Retail trade.....	114	5,963	115	311	275
Selected service trades.....	32	247	34	58	56
Remainder of county:					
Retail trade.....	160	2,726	167	99	81
Selected service trades.....	26	76	27	6	5

1/ See General Description on this page for changes from the 1939 Census of Business in the coverage of Service Trades.

2/ Includes employees paid for less than the full workweek.

GENERAL DESCRIPTION OF PRELIMINARY RELEASES FOR THE 1948 CENSUS OF BUSINESS

This series of releases, of which one is planned for each county in the United States, presents preliminary results of the 1948 Census of Business. The information is based on reports submitted by business establishments for that Census. The figures shown are preliminary, and are subject to revision in the final Census publications, but the changes are expected to be relatively minor with respect to coverage. The final Census figures will be issued in a series of Business Census bulletins which will show additional detailed kind-of-business information for all places where there are a sufficient number of establishments.

The 1948 Census of Business was taken under the provision of the Act of June 19, 1948, which provides that the Business Census be taken for 1948 and for each fifth year thereafter. Previous Business Censuses were taken for the years 1929, 1933, 1935, and 1939.

Scope of the Census.—The 1948 Census of Business covered all establishments in the following trades, as defined by the Standard Industrial Classification Manual, May 1949 issue, of the Executive Office of the President: all retail trades; all wholesale trades; all service trades in the following four groups—personal services, business services, automobile repairs and services, and miscellaneous repair services; hotels; tourist courts and camps; and amusements, including motion picture theaters. Some important services not covered are radio broadcasting and television, medical and health, legal, educational, nonprofit, accounting, and domestic services.

This coverage is similar to that of the 1939 Business Census. However, "custom trades" and "services incidental to transportation," which are no longer included in the standard classification of the service trades, are not covered by the 1948 Census. In a number of localities, these exclusions as well as other changes in the standard classification may have

a considerable effect in comparing 1948 with 1939 data, particularly with respect to establishment count.

Establishment definition.—For Census purposes, a business establishment is defined to include only enterprises conducted from a recognizable place of business, provided that the annual sales were in excess of \$5,000 for a wholesale trade establishment and \$500 for establishments in other trades. A detailed analysis of coverage will be provided in future Census of Business publications.

"Number of establishments" is the number of separate business locations, rather than the number of business companies or organizations, since the Census figures represent information reported separately for each business location or establishment. The establishment count reflects the number of places in business at the end of 1948 excluding administrative and executive offices of multiunit organizations, and "chain store" warehouses.

Sales and receipts.—"1948 sales and receipts" represents sales of merchandise and receipts from repairs and other services to customers. The figures reflect deductions for returned goods and allowances, but not for trade-in allowances; they exclude sales and excise taxes collected from customers and paid directly to any taxing agency.

Proprietors.—"Active proprietors..." represents owners and partners of unincorporated businesses who devoted the major portion of their time to the business in November 1948.

Employment.—"Number of paid employees..." represents all employees on the pay roll for the pay period ending nearest November 15, 1948. "Full workweek" employees, whether regular or seasonal, are those who in the November 15 pay period were paid for working at least the number of hours typically worked in a week by employees of the reporting establishment.

1948 CENSUS OF BUSINESS

RETAIL, WHOLESALE, SERVICE TRADES

U. S. DEPARTMENT OF COMMERCE
BUREAU OF THE CENSUS

PRELIMINARY

For Release April 17, 1950

Release Series BC-1P-35-050

MURRAY COUNTY, OKLA.

Retail, wholesale, and service establishments located in Murray County, Oklahoma, showed a substantial expansion in dollar volume of trade from 1939 to 1948 according to preliminary figures from the 1948 Census of Business released today by the Bureau of the Census, U. S. Department of Commerce.

Retail sales in the county during 1948 aggregated \$6.5 million, an increase of 210 percent over the \$2.1 million in 1939, when the preceding Census of Business was taken. Wholesale sales in the county reached a total of \$976,000 in 1948 as compared with \$588,000 in 1939. The service trades included in the Census of Business recorded receipts totaling \$241,000 in 1948 compared with \$113,000 in 1939.

Employment in the county also rose over the 9-year period between 1939 and 1948 for the above trades. Establishments in these trades reported a combined total of 391 paid employees for the workweek ended nearest November 15, 1948. This compared with a total of 322 employees reported for the week of November 15, 1939.

These preliminary figures have been derived from a Census report on Murray County, Oklahoma, which also includes data for the city of Sulphur. Final figures, superseding the preliminary data for Murray County, will be included in a Bulletin for the State of Oklahoma to be issued in several months. Similar data will be made available this year in preliminary and final form for each of the counties and States. A single copy of the preliminary release for Murray County as well as an order blank for other area releases may be obtained by writing to the Bureau of the Census, Washington 25, D. C.

Table 1.—CENSUS OF BUSINESS PRELIMINARY RESULTS FOR 1948, BY TRADE GROUP

MURRAY COUNTY, OKLA.

Trade group and kind of business	Number of establishments	1948 sales and receipts (Thousand dollars)	Active proprietors of unincorporated businesses Nov. 1948	Paid employees, workweek ended nearest Nov. 15, 1948	
				Total employees ¹	Full workweek employees
RETAIL TRADE, total.....	199	6,499	216	355	287
Food group.....	52	1,002	54	38	30
Eating and drinking places.....	48	576	55	99	85
General merchandise grp, general stores	10	453	11	45	25
Apparel group.....	5	165	6	9	7
Furniture-home furnishings-appliance grp	9	240	12	9	6
Automotive group.....	16	1,882	19	61	56
Gasoline service stations.....	27	642	28	26	21
Lumber-building-hardware group.....	16	864	14	34	31
Drug and proprietary stores.....	6	245	7	18	12
All other retail stores.....	10	430	10	16	14
WHOLESALE TRADE.....	7	976	5	5	x
SELECTED SERVICE TRADES, ² /total.....	45	241	48	31	27
Personal services.....	35	180	38	24	22
All other service trades.....	10	61	10	7	5
TOURIST COURTS ANC CAMPS.....	6	37	6	6	5
AMUSEMENTS.....	10	87	8	13	x

x Not available.

¹/ Includes employees paid for less than the full workweek.

²/ See General Description on last page for changes from the 1939 Census of Business in the coverage of Service Trades.

Table 2.—CENSUS OF BUSINESS PRELIMINARY RESULTS FOR 1948 FOR CITIES OF 2,500 INHABITANTS OR MORE

MURRAY COUNTY, OKLA.

(Data omitted for trade groups where necessary to avoid disclosure)

City and trade group ¹	Number of establishments	1948 sales and receipts (Thousand dollars)	Active proprietors of unincorporated businesses Nov. 1948	Paid employees, workweek ended nearest Nov. 15, 1948	
				Total employees ²	Full workweek employees
Sulphur:					
Retail trade.....	112	3,963	124	207	156
Selected service trades	34	205	36	27	24
Remainder of county:					
Retail trade.....	87	2,536	92	148	131
Selected service trades	11	36	12	4	3

1/ See General Description on this page for changes from the 1939 Census of Business in the coverage of Service Trades.

2/ Includes employees paid for less than the full workweek.

GENERAL DESCRIPTION OF PRELIMINARY RELEASES FOR THE 1948 CENSUS OF BUSINESS

This series of releases, of which one is planned for each county in the United States, presents preliminary results of the 1948 Census of Business. The information is based on reports submitted by business establishments for that Census. The figures shown are preliminary, and are subject to revision in the final Census publications, but the changes are expected to be relatively minor with respect to coverage. The final Census figures will be issued in a series of Business Census bulletins which will show additional detailed kind-of-business information for all places where there are a sufficient number of establishments.

The 1948 Census of Business was taken under the provision of the Act of June 19, 1948, which provides that the Business Census be taken for 1948 and for each fifth year thereafter. Previous Business Censuses were taken for the years 1929, 1933, 1935, and 1939.

Scope of the Census.—The 1948 Census of Business covered all establishments in the following trades, as defined by the Standard Industrial Classification Manual, May 1949 issue, of the Executive Office of the President: all retail trades; all wholesale trades; all service trades in the following four groups—personal services, business services, automobile repairs and services, and miscellaneous repair services; hotels; tourist courts and camps; and amusements, including motion picture theaters. Some important services not covered are radio broadcasting and television, medical and health, legal, educational, nonprofit, accounting, and domestic services.

This coverage is similar to that of the 1939 Business Census. However, "custom trades" and "services incidental to transportation," which are no longer included in the standard classification of the service trades, are not covered by the 1948 Census. In a number of localities, these exclusions as well as other changes in the standard classification may have

a considerable effect in comparing 1948 with 1939 data, particularly with respect to establishment count.

Establishment definition.—For Census purposes, a business establishment is defined to include only enterprises conducted from a recognizable place of business, provided that the annual sales were in excess of \$5,000 for a wholesale trade establishment and \$500 for establishments in other trades. A detailed analysis of coverage will be provided in future Census of Business publications.

"Number of establishments" is the number of separate business locations, rather than the number of business companies or organizations, since the Census figures represent information reported separately for each business location or establishment. The establishment count reflects the number of places in business at the end of 1948 excluding administrative and executive offices of multiunit organizations, and "chain store" warehouses.

Sales and receipts.—"1948 sales and receipts" represents sales of merchandise and receipts from repairs and other services to customers. The figures reflect deductions for returned goods and allowances, but not for trade-in allowances; they exclude sales and excise taxes collected from customers and paid directly to any taxing agency.

Proprietors.—"Active proprietors..." represents owners and partners of unincorporated businesses who devoted the major portion of their time to the business in November 1948.

Employment.—"Number of paid employees..." represents all employees on the pay roll for the pay period ending nearest November 15, 1948. "Full workweek" employees, whether regular or seasonal, are those who in the November 15 pay period were paid for working at least the number of hours typically worked in a week by employees of the reporting establishment.

1948 CENSUS OF BUSINESS

RETAIL, WHOLESALE, SERVICE TRADES

U. S. DEPARTMENT OF COMMERCE
BUREAU OF THE CENSUS

PRELIMINARY

For Release May 1, 1950

Release Series BC-1P-35-051

MUSKOGEE COUNTY, OKLA.

Retail, wholesale, and service establishments located in Muskogee County, Oklahoma, showed a substantial expansion in dollar volume of trade from 1939 to 1948 according to preliminary figures from the 1948 Census of Business released today by the Bureau of the Census, U. S. Department of Commerce.

Retail sales in the county during 1948 aggregated \$42.3 million, an increase of 184 percent over the \$14.9 million in 1939, when the preceding Census of Business was taken. Wholesale sales in the county reached a total of \$39.3 million in 1948 as compared with \$14.8 million in 1939. The service trades included in the Census of Business recorded receipts totaling \$2.3 million in 1948 compared with \$0.9 million in 1939.

Employment in the county also rose over the 9-year period between 1939 and 1948 for the above trades. Establishments in these trades reported a combined total of 4,044 paid employees for the workweek ended nearest November 15, 1948. This compared with a total of 2,871 employees reported for the week of November 15, 1939.

These preliminary figures have been derived from a Census report on Muskogee County, Oklahoma, which also includes data for the city of Muskogee. Final figures, superseding the preliminary data for Muskogee County, will be included in a Bulletin for the State of Oklahoma to be issued in several months. Similar data will be made available this year in preliminary and final form for each of the counties and States. A single copy of the preliminary release for Muskogee County as well as an order blank for other area releases may be obtained by writing to the Bureau of the Census, Washington 25, D. C.

Table 1.—CENSUS OF BUSINESS PRELIMINARY RESULTS FOR 1948, BY TRADE GROUP
MUSKOGEE COUNTY, OKLA.

Trade group and kind of business	Number of establishments	1948 sales and receipts (Thousand dollars)	Active proprietors of unincorporated businesses Nov. 1948	Paid employees, workweek ended nearest Nov. 15, 1948	
				Total employees ¹	Full workweek employees
RETAIL TRADE, total.....	855	42,260	815	2,734	2,274
Food group.....	260	9,275	259	270	201
Eating and drinking places.....	161	2,283	168	412	355
General merchandise grp, general stores.....	28	6,818	20	625	444
Apparel group,.....	36	2,756	27	210	194
Furniture-home furnishgs-appliance grp.....	29	1,775	24	100	96
Automotive group.....	61	7,356	56	327	314
Gasoline service stations.....	108	2,265	105	135	111
Lumber-building-hardware group.....	45	4,678	36	237	217
Drug and proprietary stores.....	34	2,005	22	228	180
All other retail stores.....	93	3,049	98	190	162
WHOLESALE TRADE, TOTAL.....	116	39,339	73	859	x
Merchant wholesalers, total.....	69	22,441	44	671	x
Groceries, foods.....	18	10,613	13	296	x
Automotive parts, accessories.....	10	1,194	6	45	x
All other merchant wholesalers.....	41	10,634	25	330	x
Manufact'rs' sales branches, offices... ..	9	3,088	-	60	x
Petroleum bulk plants, terminals.....	18	3,080	16	38	x
Agents, brokers (merchandise).....	6	6,929	5	5	x
Assemblers of farm products.....	14	3,801	8	85	x
SELECTED SERVICE TRADES, ^{2/} total.....	236	2,288	233	451	398
Personal services.....	141	1,428	136	348	310
All other service trades.....	95	860	97	103	88
TOURIST COURTS AND CAMPS.....	14	81	15	7	3

x Not available.

^{1/} Includes employees paid for less than the full workweek.

^{2/} See General Description on last page for changes from the 1939 Census of Business in the coverage of Service Trades.

Table 2.—CENSUS OF BUSINESS PRELIMINARY RESULTS FOR 1948 FOR CITIES OF 2,500 INHABITANTS OR MORE
MUSKOGEE COUNTY, OKLA.

(Data omitted for trade groups where necessary to avoid disclosure)

City and trade group ¹	Number of establishments	1948 sales and receipts (Thousand dollars)	Active proprietors of unincorporated businesses Nov. 1948	Paid employees, workweek ended nearest Nov. 15, 1948	
				Total employees ²	Full workweek employees
Muskogee:					
Retail trade.....	579	36,718	541	2,456	2,069
Wholesale trade.....	93	33,291	56	821	x
Selected service trades....	182	2,129	179	436	384
Remainder of county:					
Retail trade.....	276	5,542	274	278	205
Wholesale trade.....	23	6,048	17	38	x
Selected service trades....	54	159	54	15	14

x Not available.

1/ See General Description on this page for changes from the 1939 Census of Business in the coverage of Service Trades.

2/ Includes employees paid for less than the full workweek.

GENERAL DESCRIPTION OF PRELIMINARY RELEASES FOR THE 1948 CENSUS OF BUSINESS

This series of releases, of which one is planned for each county in the United States, presents preliminary results of the 1948 Census of Business. The information is based on reports submitted by business establishments for that Census. The figures shown are preliminary, and are subject to revision in the final Census publications, but the changes are expected to be relatively minor with respect to coverage. The final Census figures will be issued in a series of Business Census bulletins which will show additional detailed kind-of-business information for all places where there are a sufficient number of establishments.

The 1948 Census of Business was taken under the provision of the Act of June 19, 1948, which provides that the Business Census be taken for 1948 and for each fifth year thereafter. Previous Business Censuses were taken for the years 1929, 1933, 1935, and 1939.

Scope of the Census.—The 1948 Census of Business covered all establishments in the following trades, as defined by the Standard Industrial Classification Manual, May 1949 issue, of the Executive Office of the President: all retail trades; all wholesale trades; all service trades in the following four groups—personal services, business services, automobile repairs and services, and miscellaneous repair services; hotels; tourist courts and camps; and amusements, including motion picture theaters. Some important services not covered are radio broadcasting and television, medical and health, legal, educational, nonprofit, accounting, and domestic services.

This coverage is similar to that of the 1939 Business Census. However, "custom trades" and "services incidental to transportation," which are no longer included in the standard classification of the service trades, are not covered by the 1948 Census. In a number of localities, these exclusions as well as

other changes in the standard classification may have a considerable effect in comparing 1948 with 1939 data, particularly with respect to establishment count.


Establishment definition.—For Census purposes, a business establishment is defined to include only enterprises conducted from a recognizable place of business, provided that the annual sales were in excess of \$5,000 for a wholesale trade establishment and \$500 for establishments in other trades. A detailed analysis of coverage will be provided in future Censuses of Business publications.

"Number of establishments" is the number of separate business locations, rather than the number of business companies or organizations, since the Census figures represent information reported separately for each business location or establishment. The establishment count reflects the number of places in business at the end of 1948 excluding administrative and executive offices of multiunit organizations, and "chain store" warehouses.

Sales and receipts.—"1948 sales and receipts" represents sales of merchandise and receipts from repairs and other services to customers. The figures reflect deductions for returned goods and allowances, but not for trade-in allowances; they exclude sales and excise taxes collected from customers and paid directly to any taxing agency.

Proprietors.—"Active proprietors..." represents owners and partners of unincorporated businesses who devoted the major portion of their time to the business in November 1948.

Employment.—"Number of paid employees..." represents all employees on the pay roll for the pay period ending nearest November 15, 1948. "Full workweek" employees, whether regular or seasonal, are those who in the November 15 pay period were paid for working at least the number of hours typically worked in a week by employees of the reporting establishment.



1948 CENSUS OF BUSINESS

RETAIL, WHOLESALE, SERVICE TRADES

U. S. DEPARTMENT OF COMMERCE
BUREAU OF THE CENSUS

PRELIMINARY

For Release April 17, 1950

Release Series BC-1P- 35-052

NOBLE COUNTY, OKLA.

Retail, wholesale, and service establishments located in Noble County, Oklahoma, showed a substantial expansion in dollar volume of trade from 1939 to 1948 according to preliminary figures from the 1948 Census of Business released today by the Bureau of the Census, U. S. Department of Commerce.

Retail sales in the county during 1948 aggregated \$9.2 million, an increase of 197 percent over the \$3.1 million in 1939, when the preceding Census of Business was taken. Wholesale sales in the county reached a total of \$8.2 million in 1948 as compared with \$1.9 million in 1939. The service trades included in the Census of Business recorded receipts totaling \$402,000 in 1948 compared with \$144,000 in 1939.

Employment in the county also rose over the 9-year period between 1939 and 1948 for the above trades. Establishments in these trades reported a combined total of 536 paid employees for the workweek ended nearest November 15, 1948. This compared with a total of 382 employees reported for the week of November 15, 1939.

These preliminary figures have been derived from a Census report on Noble County, Oklahoma, which also includes data for the city of Perry. Final figures, superseding the preliminary data for Noble County, will be included in a Bulletin for the State of Oklahoma to be issued in several months. Similar data will be made available this year in preliminary and final form for each of the counties and States. A single copy of the preliminary release for Noble County as well as an order blank for other area releases may be obtained by writing to the Bureau of the Census, Washington 25, D. C.

Table 1.—CENSUS OF BUSINESS PRELIMINARY RESULTS FOR 1948, BY TRADE GROUP
NOBLE COUNTY, OKLA.

Trade group and kind of business	Number of establishments	1948 sales and receipts (Thousand dollars)	Active proprietors of unincorporated businesses Nov. 1948	Paid employees, workweek ended nearest Nov. 15, 1948	
				Total employees ¹	Full workweek employees
RETAIL TRADE, total.....	168	9,246	168	436	363
Food group.....	31	2,056	31	52	38
Eating and drinking places.....	33	778	37	110	98
Apparel group.....	7	390	5	28	21
Furniture-home furnishgs-appliance grp.	8	474	9	29	24
Automotive group.....	10	1,196	8	33	33
Gasoline service stations.....	32	1,140	32	41	35
Lumber-building-hardware group.....	20	1,865	18	56	48
Drug and proprietary stores.....	6	225	8	18	16
All other retail stores.....	21	1,122	20	69	50
WHOLESALE TRADE, total.....	32	8,174	22	64	x
Merchant wholesalers.....	7	2,717	4	30	x
Other types of wholesalers.....	25	5,457	18	34	x
SELECTED SERVICE TRADES, ² /total.....	60	402	59	36	33
Personal services.....	32	194	30	22	20
All other service trades.....	28	208	29	14	13

x Not available.

¹/ Includes employees paid for less than the full workweek.

²/ See General Description on last page for changes from the 1939 Census of Business in the coverage of Service Trades.

Table 2.—CENSUS OF BUSINESS PRELIMINARY RESULTS FOR 1948 FOR CITIES OF 2,500 INHABITANTS OR MORE

NOBLE COUNTY, OKLA.

(Data omitted for trade groups where necessary to avoid disclosure)

City and trade group ¹	Number of establishments	1948 sales and receipts (Thousand dollars)	Active proprietors of unincorporated businesses Nov. 1948	Paid employees, workweek ended nearest Nov. 15, 1948	
				Total employees ²	Full workweek employees
Perry:					
Retail trade.....	104	7,152	100	368	313
Wholesale trade.....	19	4,071	14	43	x
Selected service trades....	41	302	42	30	29
Remainder of county:					
Retail trade.....	64	2,094	68	68	50
Wholesale trade.....	13	4,103	8	21	x
Selected service trades....	19	100	17	6	4

x Not available.

1/ See General Description on this page for changes from the 1939 Census of Business in the coverage of Service Trades.

2/ Includes employees paid for less than the full workweek.

GENERAL DESCRIPTION OF PRELIMINARY RELEASES FOR THE 1948 CENSUS OF BUSINESS

This series of releases, of which one is planned for each county in the United States, presents preliminary results of the 1948 Census of Business. The information is based on reports submitted by business establishments for that Census. The figures shown are preliminary, and are subject to revision in the final Census publications, but the changes are expected to be relatively minor with respect to coverage. The final Census figures will be issued in a series of Business Census bulletins which will show additional detailed kind-of-business information for all places where there are a sufficient number of establishments.

The 1948 Census of Business was taken under the provision of the Act of June 19, 1948, which provides that the Business Census be taken for 1948 and for each fifth year thereafter. Previous Business Censuses were taken for the years 1929, 1933, 1935, and 1939.

Scope of the Census.—The 1948 Census of Business covered all establishments in the following trades, as defined by the Standard Industrial Classification Manual, May 1949 issue, of the Executive Office of the President: all retail trades; all wholesale trades; all service trades in the following four groups—personal services, business services, automobile repairs and services, and miscellaneous repair services; hotels; tourist courts and camps; and amusements, including motion picture theaters. Some important services not covered are radio broadcasting and television, medical and health, legal, educational, nonprofit, accounting, and domestic services.

This coverage is similar to that of the 1939 Business Census. However, "custom trade" and "services incidental to transportation," which are no longer included in the standard classification of the service trades, are not covered by the 1948 Census. In a number of localities, these exclusions as well as other changes in the standard classification may have

a considerable effect in comparing 1948 with 1939 data, particularly with respect to establishment count.

Establishment definition.—For Census purposes, a business establishment is defined to include only enterprises conducted from a recognizable place of business, provided that the annual sales were in excess of \$5,000 for a wholesale trade establishment and \$500 for establishments in other trades. A detailed analysis of coverage will be provided in future Censuses of Business publications.

"Number of establishments" is the number of separate business locations, rather than the number of business companies or organizations, since the Census figures represent information reported separately for each business location or establishment. The establishment count reflects the number of places in business at the end of 1948 excluding administrative and executive offices of multiunit organizations, and "chain store" warehouses.

Sales and receipts.—"1948 sales and receipts" represents sales of merchandise and receipts from repairs and other services to customers. The figures reflect deductions for returned goods and allowances, but not for trade-in allowances; they exclude sales and excise taxes collected from customers and paid directly to any taxing agency.

Proprietors.—"Active proprietors..." represents owners and partners of unincorporated businesses who devoted the major portion of their time to the business in November 1948.

Employment.—"Number of paid employees..." represents all employees on the pay roll for the pay period ending nearest November 15, 1948. "Full workweek" employees, whether regular or seasonal, are those who in the November 15 pay period were paid for working at least the number of hours typically worked in a week by employees of the reporting establishment.

1948 CENSUS OF BUSINESS

RETAIL, WHOLESALE, SERVICE TRADES

U. S. DEPARTMENT OF COMMERCE
BUREAU OF THE CENSUS

PRELIMINARY

For Release May 8, 1950

Release Series BC-1P35-053

NOWATA COUNTY, OKLA.

Retail, wholesale, and service establishments located in Nowata County, Oklahoma, showed a substantial expansion in dollar volume of trade from 1939 to 1948 according to preliminary figures from the 1948 Census of Business released today by the Bureau of the Census, U. S. Department of Commerce.

Retail sales in the county during 1948 aggregated \$6.3 million, an increase of 152 percent over the \$2.5 million in 1939, when the preceding Census of Business was taken. Wholesale sales in the county reached a total of \$3.4 million in 1948 as compared with \$1.1 million in 1939. The service trades included in the Census of Business recorded receipts totaling \$289,000 in 1948 compared with \$120,000 in 1939.

Employment in the county also rose over the 9-year period between 1939 and 1948 for the above trades. Establishments in these trades reported a combined total of 414 paid employees for the workweek ended nearest November 15, 1948. This compared with a total of 381 employees reported for the week of November 15, 1939.

These preliminary figures have been derived from a Census report on Nowata County, Oklahoma, which also includes data for the city of Nowata. Final figures, superseding the preliminary data for Nowata County, will be included in a Bulletin for the State of Oklahoma to be issued in several months. Similar data will be made available this year in preliminary and final form for each of the counties and States. A single copy of the preliminary release for Nowata County as well as an order blank for other area releases may be obtained by writing to the Bureau of the Census, Washington 25, D. C.

Table 1.—CENSUS OF BUSINESS PRELIMINARY RESULTS FOR 1948, BY TRADE GROUP
NOWATA COUNTY, OKLA.

Trade group and kind of business	Number of establishments	1948 sales and receipts (Thousand dollars)	Active proprietors of unincorporated businesses Nov. 1948	Paid employees, workweek ended nearest Nov. 15, 1948	
				Total employees ¹	Full workweek employees
RETAIL TRADE, total.....	121	6,326	115	299	250
Food group.....	30	1,472	28	57	46
Eating and drinking places.....	19	301	19	43	38
Gasoline service stations.....	20	503	20	21	17
All other retail stores.....	52	4,050	48	178	149
WHOLESALE TRADE.....	16	3,404	12	76	x
SELECTED SERVICE TRADES ² /.....	36	289	39	39	33

x Not available.

¹/ Includes employees paid for less than the full workweek.

²/ See General Description on last page for changes from the 1939 Census of Business in the coverage of Service Trades.

Table 2.—CENSUS OF BUSINESS PRELIMINARY RESULTS FOR 1948 FOR CITIES OF 2,500 INHABITANTS OR MORE

NOWATA COUNTY, OKLA.

(Data omitted for trade groups where necessary to avoid disclosure)

City and trade group ¹	Number of establishments	1948 sales and receipts (Thousand dollars)	Active proprietors of unincorporated businesses Nov. 1948	Paid employees, workweek ended nearest Nov. 15, 1948	
				Total employees ²	Full workweek employees
Nowata:					
Retail trade.....	82	5,144	75	267	225
Selected service trades....	28	268	31	38	32
Remainder of county:					
Retail trade.....	39	1,182	40	32	25
Selected service trades....	8	21	8	1	1

1/ See General Description on this page for changes from the 1939 Census of Business in the coverage of Service Trades.

2/ Includes employees paid for less than the full workweek.

GENERAL DESCRIPTION OF PRELIMINARY RELEASES FOR THE 1948 CENSUS OF BUSINESS

This series of releases, of which one is planned for each county in the United States, presents preliminary results of the 1948 Census of Business. The information is based on reports submitted by business establishments for that Census. The figures shown are preliminary, and are subject to revision in the final Census publications, but the changes are expected to be relatively minor with respect to coverage. The final Census figures will be issued in a series of Business Census bulletins which will show additional detailed kind-of-business information for all places where there are a sufficient number of establishments.

The 1948 Census of Business was taken under the provision of the Act of June 19, 1948, which provides that the Business Census be taken for 1948 and for each fifth year thereafter. Previous Business Censuses were taken for the years 1929, 1933, 1935, and 1939.

Scope of the Census.—The 1948 Census of Business covered all establishments in the following trades, as defined by the Standard Industrial Classification Manual, May 1949 issue, of the Executive Office of the President: all retail trades; all wholesale trades; all service trades in the following four groups—personal services, business services, automobile repairs and services, and miscellaneous repair services; hotels; tourist courts and camps; and amusements, including motion picture theaters. Some important services not covered are radio broadcasting and television, medical and health, legal, educational, nonprofit, accounting, and domestic services.

This coverage is similar to that of the 1939 Business Census. However, "custom trades" and "services incidental to transportation," which are no longer included in the standard classification of the service trades, are not covered by the 1948 Census. In a number of localities, these exclusions as well as

other changes in the standard classification may have a considerable effect in comparing 1948 with 1939 data, particularly with respect to establishment count.

Establishment definition.—For Census purposes, a business establishment is defined to include only enterprises conducted from a recognizable place of business, provided that the annual sales were in excess of \$5,000 for a wholesale trade establishment and \$500 for establishments in other trades. A detailed analysis of coverage will be provided in future Census of Business publications.

"Number of establishments" is the number of separate business locations, rather than the number of business companies or organizations, since the Census figures represent information reported separately for each business location or establishment. The establishment count reflects the number of places in business at the end of 1948 excluding administrative and executive offices of multiunit organizations, and "chain store" warehouses.

Sales and receipts.—"1948 sales and receipts" represents sales of merchandise and receipts from repairs and other services to customers. The figures reflect deductions for returned goods and allowances, but not for trade-in allowances; they exclude sales and excise taxes collected from customers and paid directly to any taxing agency.

Proprietors.—"Active proprietors..." represents owners and partners of unincorporated businesses who devoted the major portion of their time to the business in November 1948.

Employment.—"Number of paid employees..." represents all employees on the pay roll for the pay period ending nearest November 15, 1948. "Full workweek" employees, whether regular or seasonal, are those who in the November 15 pay period were paid for working at least the number of hours typically worked in a week by employees of the reporting establishment.

1948 CENSUS OF BUSINESS

RETAIL, WHOLESALE, SERVICE TRADES

U. S. DEPARTMENT OF COMMERCE
BUREAU OF THE CENSUS

PRELIMINARY

For Release April 17, 1950

Release Series BC-1P-35-054

OKFUSKEE COUNTY, OKLA.

Retail, wholesale, and service establishments located in Okfuskee County, Oklahoma, showed a substantial expansion in dollar volume of trade from 1939 to 1948 according to preliminary figures from the 1948 Census of Business released today by the Bureau of the Census, U. S. Department of Commerce.

Retail sales in the county during 1948 aggregated \$7.3 million, an increase of 152 percent over the \$2.9 million in 1939, when the preceding Census of Business was taken. Wholesale sales in the county reached a total of \$2.0 million in 1948 as compared with \$0.8 million in 1939. The service trades included in the Census of Business recorded receipts totaling \$349,000 in 1948 compared with \$96,000 in 1939.

Employment in the county also rose over the 9-year period between 1939 and 1948 for the above trades. Establishments in these trades reported a combined total of 484 paid employees for the workweek ended nearest November 15, 1948. This compared with a total of 416 employees reported for the week of November 15, 1939.

These preliminary figures have been derived from a Census report on Okfuskee County, Oklahoma, which also includes data for the city of Okemah. Final figures, superseding the preliminary data for Okfuskee County, will be included in a Bulletin for the State of Oklahoma to be issued in several months. Similar data will be made available this year in preliminary and final form for each of the counties and States. A single copy of the preliminary release for Okfuskee County as well as an order blank for other area releases may be obtained by writing to the Bureau of the Census, Washington 25, D. C.

Table 1.—CENSUS OF BUSINESS PRELIMINARY RESULTS FOR 1948, BY TRADE GROUP
OKFUSKEE COUNTY, OKLA.

Trade group and kind of business	Number of establishments	1948 sales and receipts (Thousand dollars)	Active proprietors of unincorporated businesses Nov. 1948	Paid employees, workweek ended nearest Nov. 15, 1948	
				Total employees ¹	Full workweek employees
RETAIL TRADE, total.....	241	7,292	254	365	281
Food group.....	75	1,804	76	66	50
Eating and drinking places.....	42	385	45	64	47
General merchandise grp, general stores	16	769	21	49	30
Apparel group.....	8	384	7	29	18
Furniture-home furnishgs-appliance grp	6	109	7	3	3
Automotive group.....	12	1,415	16	61	61
Gasoline service stations.....	34	524	36	24	17
Lumber-building-hardware group.....	22	1,469	20	39	36
Drug and proprietary stores.....	8	218	6	18	11
All other retail stores.....	18	215	20	12	8
WHOLESALE TRADE.....	17	1,955	9	54	x
SELECTED SERVICE TRADES, ² /total.....	72	349	79	65	57
Personal services.....	39	188	43	44	40
All other service trades.....	33	161	36	21	17

x Not available.

1/ Includes employees paid for less than the full workweek.

2/ See General Description on last page for changes from the 1939 Census of Business in the coverage of Service Trades.

Table 2.—CENSUS OF BUSINESS PRELIMINARY RESULTS FOR 1948 FOR CITIES OF 2,500 INHABITANTS OR MORE
OKFUSKEE COUNTY, OKLA.

(Data omitted for trade groups where necessary to avoid disclosure)

City and trade group ¹	Number of establishments	1948 sales and receipts (Thousand dollars)	Active proprietors of unincorporated businesses Nov. 1948	Paid employees, workweek ended nearest Nov. 15, 1948	
				Total employees ²	Full workweek employees
Okemah:					
Retail trade.....	114	5,027	125	258	207
Selected service trades.....	43	232	50	46	44
Remainder of county:					
Retail trade.....	127	2,265	129	107	74
Selected service trades.....	29	117	29	19	13

1/ See General Description on this page for changes from the 1939 Census of Business in the coverage of Service Trades.

2/ Includes employees paid for less than the full workweek.

GENERAL DESCRIPTION OF PRELIMINARY RELEASES FOR THE 1948 CENSUS OF BUSINESS

This series of releases, of which one is planned for each county in the United States, presents preliminary results of the 1948 Census of Business. The information is based on reports submitted by business establishments for that Census. The figures shown are preliminary, and are subject to revision in the final Census publications, but the changes are expected to be relatively minor with respect to coverage. The final Census figures will be issued in a series of Business Census bulletins which will show additional detailed kind-of-business information for all places where there are a sufficient number of establishments.

The 1948 Census of Business was taken under the provision of the Act of June 19, 1948, which provides that the Business Census be taken for 1948 and for each fifth year thereafter. Previous Business Censuses were taken for the years 1929, 1933, 1935, and 1939.

Scope of the Census.—The 1948 Census of Business covered all establishments in the following trades, as defined by the Standard Industrial Classification Manual, May 1949 issue, of the Executive Office of the President: all retail trades; all wholesale trades; all service trades in the following four groups—personal services, business services, automobile repairs and services, and miscellaneous repair services; hotels; tourist courts and camps; and amusements, including motion picture theaters. Some important services not covered are radio broadcasting and television, medical and health, legal, educational, nonprofit, accounting, and domestic services.

This coverage is similar to that of the 1939 Business Census. However, "custom trades" and "services incidental to transportation," which are no longer included in the standard classification of the service trades, are not covered by the 1948 Census. In a number of localities, these exclusions as well as other changes in the standard classification may have

a considerable effect in comparing 1948 with 1939 data, particularly with respect to establishment count.

Establishment definition.—For Census purposes, a business establishment is defined to include only enterprises conducted from a recognizable place of business, provided that the annual sales were in excess of \$5,000 for a wholesale trade establishment and \$500 for establishments in other trades. A detailed analysis of coverage will be provided in future Census of Business publications.

"Number of establishments" is the number of separate business locations, rather than the number of business companies or organizations, since the Census figures represent information reported separately for each business location or establishment. The establishment count reflects the number of places in business at the end of 1948 excluding administrative and executive offices of multiunit organizations, and "chain store" warehouses.

Sales and receipts.—"1948 sales and receipts" represents sales of merchandise and receipts from repairs and other services to customers. The figures reflect deductions for returned goods and allowances, but not for trade-in allowance; they exclude sales and excise taxes collected from customers and paid directly to any taxing agency.

Proprietors.—"Active proprietors..." represents owners and partners of unincorporated businesses who devoted the major portion of their time to the business in November 1948.

Employment.—"Number of paid employees..." represents all employees on the pay roll for the pay period ending nearest November 15, 1948. "Full workweek" employees, whether regular or seasonal, are those who in the November 15 pay period were paid for working at least the number of hours typically worked in a week by employees of the reporting establishment.

1948 CENSUS OF BUSINESS

RETAIL, WHOLESALE, SERVICE TRADES

U. S. DEPARTMENT OF COMMERCE
BUREAU OF THE CENSUS

PRELIMINARY

For Release May 29, 1950

Release Series BC-1P-35-055

OKLAHOMA COUNTY, OKLA.

Retail, wholesale, and service establishments located in Oklahoma County, Oklahoma, showed a substantial expansion in dollar volume of trade from 1939 to 1948 according to preliminary figures from the 1948 Census of Business released today by the Bureau of the Census, U. S. Department of Commerce.

Retail sales in the county during 1948 aggregated \$317.5 million, an increase of 232 percent over the \$95.6 million sales in 1939, when the preceding Census of Business was taken. Wholesale sales volume in the county showed a 253 percent rise over the same period, reaching a total of \$686.6 million in 1948 as compared with \$194.5 million in 1939. The service trades included in the Census of Business reported receipts totaling \$28.7 million in 1948 compared with \$7.9 million in 1939. Amusement businesses in the county recorded receipts of \$5.5 million in 1948. No comparable figure for 1939 is available.

Employment in the county also rose over the 9-year period between 1939 and 1948 for the trades covered by the Census of Business. Retail trade establishments reported 18,670 paid employees for the workweek ended nearest November 15, 1948. Of these, 15,908 worked the full week, and the remainder part of the week. The comparable total and full workweek figures for 1939 were 13,088 and 11,006. Wholesale trade establishments reported a total of 9,468 full- and part-week employees for the week of November 15, 1948, compared with 6,166 for the same week in 1939. For the selected service trades, November 15, 1948, paid employees numbered 4,599; the comparable figure for 1939, adjusted for change in scope between the two Censuses, was 3,133.

These preliminary figures have been derived from a Census report on Oklahoma County, Oklahoma. The report also contains data for the cities of Bethany, Edmond, Midwest City, and Oklahoma City.

Final figures, superseding the preliminary data for Oklahoma County, will be included in a Bulletin for the State of Oklahoma to be issued in several months. Similar data will be made available this year in preliminary and final form for each of the counties and States. A single copy of the preliminary release for Oklahoma County as well as an order blank for other area releases may be obtained by writing to the Bureau of the Census, Washington 25, D. C.

919:0

Table 1.—CENSUS OF BUSINESS PRELIMINARY RESULTS FOR 1948, BY TRADE GROUP

OKLAHOMA COUNTY, OKLA.

Trade group and kind of business	Number of establishments	1948 sales and receipts (Thousand dollars)	Active proprietors of unincorporated businesses Nov. 1948	Paid employees, workweek ended nearest Nov. 15, 1948	
				Total employees ¹	Full workweek employees
RETAIL TRADE, total.....	3,536	317,487	3,423	18,670	15,908
Food group.....	841	59,145	860	2,080	1,614
Eating and drinking places.....	899	20,781	946	3,543	3,007
General merchandise grp, general stores	102	50,664	50	4,095	3,453
Apparel group.....	155	24,495	112	1,557	1,268
Furniture-home furnishings-appliance grp	164	19,103	151	1,313	1,105
Automotive group.....	242	66,315	235	1,674	1,622
Gasoline service stations.....	446	15,033	448	902	755
Lumber-building-hardware group.....	159	27,874	112	1,199	1,109
Drug and proprietary stores.....	151	13,118	128	1,049	880
All other retail stores.....	377	20,959	381	1,258	1,095
WHOLESALE TRADE, total.....	761	686,594	517	9,468	x
Merchant wholesalers, total.....	518	282,557	392	6,700	x
Groceries, foods.....	80	50,782	76	1,074	x
Dry goods, apparel.....	10	5,227	5	93	x
Hardware, elec'l, plum'g and heat'g.	59	53,254	36	1,146	x
Mach'y, equip't, industrial supplies	155	58,973	100	1,492	x
Automotive parts, accessories.....	49	12,217	50	540	x
All other merchant wholesalers.....	165	102,104	125	2,355	x
Manufact'rs' sales branches, offices..	114	166,937	1	2,086	x
Petroleum bulk plants, terminals.....	39	21,351	31	335	x
Agents, brokers (merchandise).....	74	182,225	81	254	x
Assemblers of farm products.....	16	33,524	12	93	x
SELECTED SERVICE TRADES, ^{2/} total.....	1,680	28,713	1,764	4,599	4,234
Personal services.....	926	11,621	970	2,626	2,428
Business services.....	112	5,385	106	711	635
Automotive repairs and services.....	364	7,028	389	757	722
Other repair services.....	278	4,679	299	505	449
HOTELS.....	Data withheld to avoid disclosure				
TOURIST COURTS AND CAMPS.....	47	415	48	44	41
AMUSEMENTS.....	125	5,539	100	659	x

x Not available.

^{1/} Includes employees paid for less than the full workweek.^{2/} See General Description on last page for changes from the 1939 Census of Business in the coverage of Service Trades.

Table 2.—CENSUS OF BUSINESS PRELIMINARY RESULTS FOR 1948 FOR CITIES OF 2,500 INHABITANTS OR MORE

OKLAHOMA COUNTY, OKLA.

(Data omitted for trade groups where necessary to avoid disclosure)

City and trade group ¹	Number of establishments	1948 sales and receipts (Thousand dollars)	Active proprietors of unincorporated businesses Nov. 1948	Paid employees, workweek ended nearest Nov. 15, 1948	
				Total employees ²	Full workweek employees
Bethany:					
Retail trade.....	40	2,622	40	113	74
Selected service trades....	18	153	20	25	17
Tourist courts and camps...	Included with "Remainder of county"				
Edmond:					
Retail trade.....	83	5,405	89	337	264
Selected service trades....	34	316	41	75	67
Tourist courts and camps...	Included with "Remainder of county"				
Midwest City:					
Retail trade.....	24	3,647	16	188	150
Selected service trades...	13	185	13	48	41
Oklahoma City:					
Retail trade.....	2,757	289,640	2,629	17,164	14,688
Wholesale trade.....	680	524,708	438	8,910	x
Selected service trades...	1,423	26,949	1,479	4,302	3,976
Hotels.....	106	6,321	88	1,709	1,651
Tourist courts and camps..	16	150	17	25	23
Amusements.....	101	4,785	80	570	x
Remainder of county: ^{3/}					
Retail trade.....	632	16,173	649	868	732
Wholesale trade.....	81	161,886	79	558	x
Selected service trades...	192	1,110	211	149	133
Tourist courts and camps..	31	265	31	19	18

x Not available.

^{1/} See General Description on last page for changes from the 1939 Census of Business in the coverage of Service Trades.^{2/} Includes employees paid for less than the full workweek.^{3/} Except as indicated above, includes figures for establishments, other than wholesale, not located in cities of 2,500 inhabitants or more, and wholesale establishments not located in cities of 5,000 inhabitants or more.

91910

GENERAL DESCRIPTION OF PRELIMINARY RELEASES FOR THE 1948 CENSUS OF BUSINESS

This series of releases, of which one is planned for each county in the United States, presents preliminary results of the 1948 Census of Business. The information is based on reports submitted by business establishments for that Census. The figures shown are preliminary, and are subject to revision in the final Census publications, but the changes are expected to be relatively minor with respect to coverage. The final Census figures will be issued in a series of Business Census bulletins which will show additional detailed kind-of-business information for all places where there are a sufficient number of establishments.

The 1948 Census of Business was taken under the provision of the Act of June 19, 1948, which provides that the Business Census be taken for 1948 and for each fifth year thereafter. Previous Business Censuses were taken for the years 1929, 1933, 1935, and 1939.

Scope of the Census.—The 1948 Census of Business covered all establishments in the following trades, as defined by the Standard Industrial Classification Manual, May 1949 issue, of the Executive Office of the President: all retail trades; all wholesale trades; all service trades in the following four groups—personal services, business services, automobile repairs and services, and miscellaneous repair services; hotels; tourist courts and camps; and amusements, including motion picture theaters. Some important services not covered are radio broadcasting and television, medical and health, legal, educational, nonprofit, accounting, and domestic services.

This coverage is similar to that of the 1939 Business Census. However, "custom trades" and "services incidental to transportation," which are no longer included in the standard classification of the service trades, are not covered by the 1948 Census. In a number of localities, these exclusions as well as other changes in the standard classification may have a considerable effect in comparing

1948 with 1939 data, particularly with respect to establishment count.

Establishment definition.—For Census purposes, a business establishment is defined to include only enterprises conducted from a recognizable place of business, provided that the annual sales were in excess of \$5,000 for a wholesale trade establishment and \$500 for establishments in other trades. A detailed analysis of coverage will be provided in future Census of Business publications.

"Number of establishments" is the number of separate business locations, rather than the number of business companies or organizations, since the Census figures represent information reported separately for each business location or establishment. The establishment count reflects the number of places in business at the end of 1948 excluding administrative and executive offices of multiunit organizations, and "chain store" warehouses.

Sales and receipts.—"1948 sales and receipts" represents sales of merchandise and receipts from repairs and other services to customers. The figures reflect deductions for returned goods and allowances, but not for trade-in allowances; they exclude sales and excise taxes collected from customers and paid directly to any taxing agency.

Proprietors.—"Active proprietors..." represents owners and partners of unincorporated businesses who devoted the major portion of their time to the business in November 1948.

Employment.—"Number of paid employees..." represents all employees on the pay roll for the pay period ending nearest November 15, 1948. "Full workweek" employees, whether regular or seasonal, are those who in the November 15 pay period were paid for working at least the number of hours typically worked in a week by employees of the reporting establishment.

1948 CENSUS OF BUSINESS

U. S. DEPARTMENT OF COMMERCE
BUREAU OF THE CENSUS

RETAIL, WHOLESALE, SERVICE TRADES

PRELIMINARY

For Release April 19, 1950

Release Series BC-1P-35-056

OKMULGEE COUNTY, OKLA.

Retail, wholesale, and service establishments located in Okmulgee County, Oklahoma, showed a substantial expansion in dollar volume of trade from 1939 to 1948 according to preliminary figures from the 1948 Census of Business released today by the Bureau of the Census, U. S. Department of Commerce.

Retail sales in the county during 1948 aggregated \$27.6 million, an increase of 179 percent over the \$9.9 million in 1939, when the preceding Census of Business was taken. Wholesale sales in the county reached a total of \$8.0 million in 1948 as compared with \$3.8 million in 1939. The service trades included in the Census of Business recorded receipts totaling \$1.2 million in 1948 compared with \$0.7 million in 1939.

Employment in the county also rose over the 9-year period between 1939 and 1948 for the above trades. Establishments in these trades reported a combined total of 1,923 paid employees for the workweek ended nearest November 15, 1948. This compared with a total of 1,661 employees reported for the week of November 15, 1939.

These preliminary figures have been derived from a Census report on Okmulgee County, Oklahoma, which also includes data for the cities of Henryetta and Okmulgee. Final figures, superseding the preliminary data for Okmulgee County, will be included in a Bulletin for the State of Oklahoma to be issued in several months. Similar data will be made available this year in preliminary and final form for each of the counties and States. A single copy of the preliminary release for Okmulgee County as well as an order blank for other area releases may be obtained by writing to the Bureau of the Census, Washington 25, D. C.

Table 1.—CENSUS OF BUSINESS PRELIMINARY RESULTS FOR 1948, BY TRADE GROUP

OKMULGEE COUNTY, OKLA.

Trade group and kind of business	Number of establishments	1948 sales and receipts (Thousand dollars)	Active proprietors of unincorporated businesses Nov. 1948	Paid employees, workweek ended nearest Nov. 15, 1948	
				Total employees ¹	Full workweek employees
RETAIL TRADE, total.....	565	27,617	592	1,483	1,220
Food group.....	181	7,003	190	202	153
Eating and drinking places.....	107	1,471	112	225	186
General merchandise group, general stores....	18	3,275	9	285	189
Apparel group.....	22	1,303	26	76	68
Furniture-home furnishings-appliance group..	26	1,322	30	58	53
Automotive group.....	51	6,197	61	271	262
Gasoline service stations.....	64	1,870	68	89	78
Lumber-building-hardware group.....	27	2,865	21	129	107
Drug and proprietary stores.....	17	860	18	71	66
All other retail stores.....	52	1,451	57	77	58
WHOLESALE TRADE, total.....	52	8,040	47	223	x
Merchant wholesalers.....	30	5,041	32	171	x
Petroleum bulk plants, terminals.....	15	1,803	14	20	x
Other types of wholesale.....	7	1,196	1	32	x
SELECTED SERVICE TRADES, ^{2/} total.....	166	1,243	174	217	185
Personal services.....	103	730	107	160	138
All other service trades.....	63	513	67	57	47
HOTELS.....	13	164	14	29	24
TOURIST COURTS AND CAMPS.....	7	27	7	3	2

x Not available.

^{1/} Includes employees paid for less than the full workweek.

^{2/} See General Description on last page for changes from the 1939 Census of Business in the coverage of Service Trades.

90082

Table 2.—CENSUS OF BUSINESS PRELIMINARY RESULTS FOR 1948 FOR CITIES OF 2,500 INHABITANTS OR MORE

OKMULGEE COUNTY, OKLA.

(Data omitted for trade groups where necessary to avoid disclosure)

City and trade group ¹	Number of establishments	1948 sales and receipts (Thousand dollars)	Active proprietors of unincorporated businesses Nov. 1948	Paid employees, workweek ended nearest Nov. 15, 1948	
				Total employees ²	Full workweek employees
Henryetta:					
Retail trade.....	152	8,389	166	407	345
Wholesale trade.....	13	2,200	16	53	x
Selected service trades.....	53	425	58	73	65
Okmulgee:					
Retail trade.....	277	16,702	287	981	801
Wholesale trade.....	33	5,237	27	137	x
Selected service trades.....	92	746	95	135	116
Remainder of county:					
Retail trade.....	136	2,526	139	95	74
Wholesale trade.....	6	603	4	33	x
Selected service trades.....	21	72	21	9	4

x Not available.

^{1/} See General Description on this page for changes from the 1939 Census of Business in the coverage of Service Trades.^{2/} Includes employees paid for less than the full workweek.

GENERAL DESCRIPTION OF PRELIMINARY RELEASES FOR THE 1948 CENSUS OF BUSINESS

This series of releases, of which one is planned for each county in the United States, presents preliminary results of the 1948 Census of Business. The information is based on reports submitted by business establishments for that Census. The figures shown are preliminary, and are subject to revision in the final Census publications, but the changes are expected to be relatively minor with respect to coverage. The final Census figures will be issued in a series of Business Census bulletins which will show additional detailed kind-of-business information for all places where there are a sufficient number of establishments.

The 1948 Census of Business was taken under the provision of the Act of June 19, 1948, which provides that the Business Census be taken for 1948 and for each fifth year thereafter. Previous Business Censuses were taken for the years 1929, 1933, 1935, and 1939.

Scope of the Census.—The 1948 Census of Business covered all establishments in the following trades, as defined by the Standard Industrial Classification Manual, May 1949 issue, of the Executive Office of the President: all retail trades; all wholesale trades; all service trades in the following four groups—personal services, business services, automobile repairs and services, and miscellaneous repair services; hotels; tourist courts and camps; and amusements, including motion picture theaters. Some important services not covered are radio broadcasting and television, medical and health, legal, educational, nonprofit, accounting, and domestic services.

This coverage is similar to that of the 1939 Business Census. However, "custom trade" and "services incidental to transportation," which are no longer included in the standard classification of the service trades, are not covered by the 1948 Census. In a number of localities, these exclusions as well as other changes in the standard classification may have

a considerable effect in comparing 1948 with 1939 data, particularly with respect to establishment count.

Establishment definition.—For Census purposes, a business establishment is defined to include only enterprises conducted from a recognizable place of business, provided that the annual sales were in excess of \$5,000 for a wholesale trade establishment and \$500 for establishments in other trades. A detailed analysis of coverage will be provided in future Census of Business publications.

"Number of establishments" is the number of separate business locations, rather than the number of business companies or organizations, since the Census figures represent information reported separately for each business location or establishment. The establishment count reflects the number of places in business at the end of 1948 excluding administrative and executive offices of multiunit organizations, and "chain store" warehouses.

Sales and receipts.—"1948 sales and receipts" represents sales of merchandise and receipts from repairs and other services to customers. The figures reflect deductions for returned goods and allowances, but not for trade-in allowances; they exclude sales and excise taxes collected from customers and paid directly to any taxing agency.

Proprietors.—"Active proprietors..." represents owners and partners of unincorporated businesses who devoted the major portion of their time to the business in November 1948.

Employment.—"Number of paid employees..." represents all employees on the pay roll for the pay period ending nearest November 15, 1948. "Full workweek" employees, whether regular or seasonal, are those who in the November 15 pay period were paid for working at least the number of hours typically worked in a week by employees of the reporting establishment.

1948 CENSUS OF BUSINESS

U. S. DEPARTMENT OF COMMERCE
BUREAU OF THE CENSUS

RETAIL, WHOLESALE, SERVICE TRADES

PRELIMINARY

For Release May 1, 1950

Release Series BC-1P-35 -057

OSAGE COUNTY, OKLA.

Retail, wholesale, and service establishments located in Osage County, Oklahoma, showed a substantial expansion in dollar volume of trade from 1939 to 1948 according to preliminary figures from the 1948 Census of Business released today by the Bureau of the Census, U. S. Department of Commerce.

Retail sales in the county during 1948 aggregated \$16.8 million, an increase of 110 percent over the \$8.0 million in 1939, when the preceding Census of Business was taken. Wholesale sales in the county reached a total of \$2.8 million in 1948 as compared with \$1.5 million in 1939. The service trades included in the Census of Business recorded receipts totaling \$624,000 in 1948 compared with \$357,000 in 1939.

Employment in the county also rose over the 9-year period between 1939 and 1948 for the above trades. Establishments in these trades reported a combined total of 1,011 paid employees for the workweek ended nearest November 15, 1948. This compared with a total of 974 employees reported for the week of November 15, 1939.

These preliminary figures have been derived from a Census report on Osage County, Oklahoma, which also includes data for the cities of Hominy and Pawhuska. Final figures, superseding the preliminary data for Osage County, will be included in a Bulletin for the State of Oklahoma to be issued in several months. Similar data will be made available this year in preliminary and final form for each of the counties and States. A single copy of the preliminary release for Osage County as well as an order blank for other area releases may be obtained by writing to the Bureau of the Census, Washington 25, D. C.

Table 1.—CENSUS OF BUSINESS PRELIMINARY RESULTS FOR 1948, BY TRADE GROUP

OSAGE COUNTY, OKLA.

Trade group and kind of business	Number of establishments	1948 sales and receipts (Thousand dollars)	Active proprietors of unincorporated businesses Nov. 1948	Paid employees, workweek ended nearest Nov. 15, 1948	
				Total employees ¹	Full workweek employees
RETAIL TRADE, total.....	366	16,788	359	865	693
Food group.....	80	4,488	76	161	125
Eating and drinking places.....	67	930	70	163	137
General merchandise grp, general stores	15	1,731	9	132	89
Apparel group.....	16	484	17	22	15
Furniture-home furnishgs-appliance grp	16	683	18	30	22
Automotive group.....	35	4,125	42	156	147
Gasoline service stations.....	69	1,643	68	64	53
Lumber-building-hardware group.....	27	1,349	19	57	42
Drug and proprietary stores.....	14	654	15	54	43
All other retail stores.....	27	701	25	26	20
WHOLESALE TRADE, total.....	24	2,773	19	55	x
Merchant wholesalers.....	7	813	4	18	x
Other types of wholesale.....	17	1,960	15	37	x
SELECTED SERVICE TRADES, ^{2/} total.....	103	624	108	91	73
Personal services.....	67	340	71	62	53
All other service trades.....	36	284	37	29	20

x Not available.

^{1/} Includes employees paid for less than the full workweek.

^{2/} See General Description on last page for changes from the 1939 Census of Business in the coverage of Service Trades.

Table 2.—CENSUS OF BUSINESS PRELIMINARY RESULTS FOR 1948 FOR CITIES OF 2,500 INHABITANTS OR MORE

OSAGE COUNTY, OKLA.

(Data omitted for trade groups where necessary to avoid disclosure)

City and trade group ¹	Number of establishments	1948 sales and receipts (Thousand dollars)	Active proprietors of unincorporated businesses Nov. 1948	Paid employees, workweek ended nearest Nov. 15, 1948	
				Total employees ²	Full workweek employees
Hominy:					
Retail trade.....	57	3,313	53	171	144
Selected service trades..	21	134	23	19	18
Pawhuska:					
Retail trade.....	102	7,026	104	383	311
Wholesale trade.....	9	1,030	6	15	x
Selected service trades..	29	187	32	31	26
Remainder of county:^{3/}					
Retail trade.....	207	6,449	202	311	238
Wholesale trade.....	15	1,743	13	40	x
Selected service trades..	53	303	53	41	29

x Not available.

1/ See General Description on this page for changes from the 1939 Census of Business in the coverage of Service Trades.

2/ Includes employees paid for less than the full workweek.

3/ Includes figures for establishments, other than wholesale, not located in cities of 2,500 inhabitants or more, and wholesale establishments not located in cities of 5,000 inhabitants or more.

GENERAL DESCRIPTION OF PRELIMINARY RELEASES FOR THE 1948 CENSUS OF BUSINESS

This series of releases, of which one is planned for each county in the United States, presents preliminary results of the 1948 Census of Business. The information is based on reports submitted by business establishments for that Census. The figures shown are preliminary, and are subject to revision in the final Census publications, but the changes are expected to be relatively minor with respect to coverage. The final Census figures will be issued in a series of Business Census bulletins which will show additional detailed kind-of-business information for all places where there are a sufficient number of establishments.

The 1948 Census of Business was taken under the provision of the Act of June 19, 1948, which provides that the Business Census be taken for 1948 and for each fifth year thereafter. Previous Business Censuses were taken for the years 1929, 1933, 1935, and 1939.

Scope of the Census.—The 1948 Census of Business covered all establishments in the following trades, as defined by the Standard Industrial Classification Manual, May 1949 issue, of the Executive Office of the President: all retail trades; all wholesale trades; all service trades in the following four groups—personal services, business services, automobile repairs and services, and miscellaneous repair services; hotels; tourist courts and camps; and amusements, including motion picture theaters. Some important services not covered are radio broadcasting and television, medical and health, legal, educational, nonprofit, accounting, and domestic services.

This coverage is similar to that of the 1939 Business Census. However, "custom trades" and "services incidental to transportation," which are no longer included in the standard classification of the service trades, are not covered by the 1948 Census. In a number of localities, these exclusions as well as

other changes in the standard classification may have a considerable effect in comparing 1948 with 1939 data, particularly with respect to establishment count.

Establishment definition.—For Census purposes, a business establishment is defined to include only enterprises conducted from a recognizable place of business, provided that the annual sales were in excess of \$5,000 for a wholesale trade establishment and \$500 for establishments in other trades. A detailed analysis of coverage will be provided in future Census of Business publications.

"Number of establishments" is the number of separate business locations, rather than the number of business companies or organizations, since the Census figures represent information reported separately for each business location or establishment. The establishment count reflects the number of places in business at the end of 1948 excluding administrative and executive offices of multiunit organizations, and "chain store" warehouses.

Sales and receipts.—"1948 sales and receipts" represents sales of merchandise and receipts from repairs and other services to customers. The figures reflect deductions for returned goods and allowances, but not for trade-in allowances; they exclude sales and excise taxes collected from customers and paid directly to any taxing agency.

Proprietors.—"Active proprietors..." represents owners and partners of unincorporated businesses who devoted the major portion of their time to the business in November 1948.

Employment.—"Number of paid employees..." represents all employees on the pay roll for the pay period ending nearest November 15, 1948. "Full workweek" employees, whether regular or seasonal, are those who in the November 15 pay period were paid for working at least the number of hours typically worked in a week by employees of the reporting establishment.

1948 CENSUS OF BUSINESS

RETAIL, WHOLESALE, SERVICE TRADES

U. S. DEPARTMENT OF COMMERCE
BUREAU OF THE CENSUS

PRELIMINARY

For Release April 17, 1950

Release Series BC-1P-35-058

OTTAWA COUNTY, OKLA.

Retail, wholesale, and service establishments located in Ottawa County, Oklahoma, showed a substantial expansion in dollar volume of trade from 1939 to 1948 according to preliminary figures from the 1948 Census of Business released today by the Bureau of the Census, U. S. Department of Commerce.

Retail sales in the county during 1948 aggregated \$22.3 million, an increase of 219 percent over the \$7.0 million in 1939, when the preceding Census of Business was taken. Wholesale sales in the county reached a total of \$4.8 million in 1948 as compared with \$2.9 million in 1939. The service trades included in the Census of Business recorded receipts totaling \$1.3 million in 1948 compared with \$0.3 million in 1939.

Employment in the county also rose over the 9-year period between 1939 and 1948 for the above trades. Establishments in these trades reported a combined total of 1,449 paid employees for the workweek ended nearest November 15, 1948. This compared with a total of 1,026 employees reported for the week of November 15, 1939.

These preliminary figures have been derived from a Census report on Ottawa County, Oklahoma, which also includes data for the cities of Miami and Picher. Final figures, superseding the preliminary data for Ottawa County, will be included in a Bulletin for the State of Oklahoma to be issued in several months. Similar data will be made available this year in preliminary and final form for each of the counties and States. A single copy of the preliminary release for Ottawa County as well as an order blank for other area releases may be obtained by writing to the Bureau of the Census, Washington 25, D. C.

Table 1.—CENSUS OF BUSINESS PRELIMINARY RESULTS FOR 1948, BY TRADE GROUP

OTTAWA COUNTY, OKLA.

Trade group and kind of business	Number of establishments	1948 sales and receipts (Thousand dollars)	Active proprietors of unincorporated businesses Nov. 1948	Paid employees, workweek ended nearest Nov. 15, 1948	
				Total employees ¹	Full workweek employees
RETAIL TRADE, total.....	435	22,304	453	1,128	956
Food group.....	136	5,889	139	161	129
Eating and drinking places.....	72	1,355	76	213	199
General merchandise grp, general stores	15	2,667	11	223	169
Apparel group.....	24	1,127	29	67	50
Furniture-home furnishgs-appliance grp	18	1,257	13	62	62
Automotive group.....	30	4,830	32	159	158
Gasoline service stations.....	59	1,353	62	61	44
Lumber-building-hardware group.....	29	2,071	32	83	69
Drug and proprietary stores.....	17	730	16	57	43
All other retail stores.....	35	1,025	43	42	33
WHOLESALE TRADE, total.....	36	4,840	34	143	x
Merchant wholesalers.....	22	2,986	18	116	x
Other types of wholesale.....	14	1,854	16	27	x
SELECTED SERVICE TRADES, ^{2/} total.....	126	1,315	136	178	162
Personal services.....	76	639	78	122	106
All other service trades.....	50	676	58	56	56
TOURIST COURTS AND CAMPS.....	13	48	14	2	2
AMUSEMENTS.....	18	361	13	84	x

x, Not available.

^{1/} Includes employees paid for less than the full workweek.

^{2/} See General Description on last page for changes from the 1939 Census of Business in the coverage of Service Trades.

Table 2.—CENSUS OF BUSINESS PRELIMINARY RESULTS FOR 1948 FOR CITIES OF 2,500 INHABITANTS OR MORE

OTTAWA COUNTY, OKLA.

(Data omitted for trade groups where necessary to avoid disclosure)

City and trade group ¹	Number of establishments	1948 sales and receipts (Thousand dollars)	Active proprietors of unincorporated businesses Nov. 1948	Paid employees, workweek ended nearest Nov. 15, 1948	
				Total employees ²	Full workweek employees
Miami:					
Retail trade.....	201	15,622	210	802	689
Wholesale trade.....	22	3,514	18	95	x
Selected service trades....	59	814	66	124	115
Ficher:					
Retail trade.....	66	2,063	68	96	73
Wholesale trade.....	8	781	9	36	x
Selected service trades....	30	220	31	26	22
Remainder of county:^{3/}					
Retail trade.....	168	4,619	175	230	194
Wholesale trade.....	6	545	7	12	x
Selected service trades....	37	281	39	28	25
Amusements.....	7	55	5	27	x

x Not available.

1/ See General Description on this page for changes from the 1939 Census of Business in the coverage of Service Trades.

2/ Includes employees paid for less than the full workweek.

3/ Includes figures for establishments, other than wholesale, not located in cities of 2,500 inhabitants or more, and wholesale establishments not located in cities of 5,000 inhabitants or more.

GENERAL DESCRIPTION OF PRELIMINARY RELEASES FOR THE 1948 CENSUS OF BUSINESS

This series of releases, of which one is planned for each county in the United States, presents preliminary results of the 1948 Census of Business. The information is based on reports submitted by business establishments for that Census. The figures shown are preliminary, and are subject to revision in the final Census publications, but the changes are expected to be relatively minor with respect to coverage. The final Census figures will be issued in a series of Business Census bulletins which will show additional detailed kind-of-business information for all places where there are a sufficient number of establishments.

The 1948 Census of Business was taken under the provision of the Act of June 19, 1948, which provides that the Business Census be taken for 1948 and for each fifth year thereafter. Previous Business Censuses were taken for the years 1929, 1933, 1935, and 1939.

Scope of the Census.—The 1948 Census of Business covered all establishments in the following trades, as defined by the Standard Industrial Classification Manual, May 1949 issue, of the Executive Office of the President: all retail trades; all wholesale trades; all service trades in the following four groups—personal services, business services, automobile repairs and services, and miscellaneous repair services; hotels; tourist courts and camps; and amusements, including motion picture theaters. Some important services not covered are radio broadcasting and television, medical and health, legal, educational, nonprofit, accounting, and domestic services.

This coverage is similar to that of the 1939 Business Census. However, "custom trades" and "services incidental to transportation," which are no longer included in the standard classification of the service trades, are not covered by the 1948 Census. In a number of localities, these exclusions as well as other changes in the standard classification may have

a considerable effect in comparing 1948 with 1939 data, particularly with respect to establishment count.

Establishment definition.—For Census purposes, a business establishment is defined to include only enterprises conducted from a recognizable place of business, provided that the annual sales were in excess of \$5,000 for a wholesale trade establishment and \$500 for establishments in other trades. A detailed analysis of coverage will be provided in future Census of Business publications.

"Number of establishments" is the number of separate business locations, rather than the number of business companies or organizations, since the Census figures represent information reported separately for each business location or establishment. The establishment count reflects the number of places in business at the end of 1948 excluding administrative and executive offices of multiunit organizations, and "chain store" warehouses.

Sales and receipts.—"1948 sales and receipts" represents sales of merchandise and receipts from repairs and other services to customers. The figures reflect deductions for returned goods and allowances, but not for trade-in allowances; they exclude sales and excise taxes collected from customers and paid directly to any taxing agency.

Proprietors.—"Active proprietors..." represents owners and partners of unincorporated businesses who devoted the major portion of their time to the business in November 1948.

Employment.—"Number of paid employees..." represents all employees on the pay roll for the pay period ending nearest November 15, 1948. "Full workweek" employees, whether regular or seasonal, are those who in the November 15 pay period were paid for working at least the number of hours typically worked in a week by employees of the reporting establishment.

1948 CENSUS OF BUSINESS

RETAIL, WHOLESALE, SERVICE TRADES

U. S. DEPARTMENT OF COMMERCE
BUREAU OF THE CENSUS

PRELIMINARY

For Release April 17, 1950

Release Series BC-1P-35-059

PAWNEE COUNTY, OKLA.

Retail, wholesale, and service establishments located in Pawnee County, Oklahoma, showed a substantial expansion in dollar volume of trade from 1939 to 1948 according to preliminary figures from the 1948 Census of Business released today by the Bureau of the Census, U. S. Department of Commerce.

Retail sales in the county during 1948 aggregated \$6.9 million, an increase of 165 percent over the \$2.6 million in 1939, when the preceding Census of Business was taken. Wholesale sales in the county reached a total of \$2.4 million in 1948 as compared with \$0.4 million in 1939. The service trades included in the Census of Business recorded receipts totaling \$227,000 in 1948 compared with \$110,000 in 1939.

Employment in the county also rose over the 9-year period between 1939 and 1948 for the above trades. Establishments in these trades reported a combined total of 410 paid employees for the workweek ended nearest November 15, 1948. This compared with a total of 322 employees reported for the week of November 15, 1939.

These preliminary figures have been derived from a Census report on Pawnee County, Oklahoma, which also includes data for the cities of Cleveland and Pawnee. Final figures, superseding the preliminary data for Pawnee County, will be included in a Bulletin for the State of Oklahoma to be issued in several months. Similar data will be made available this year in preliminary and final form for each of the counties and States. A single copy of the preliminary release for Pawnee County as well as an order blank for other area releases may be obtained by writing to the Bureau of the Census, Washington 25, D. C.

Table 1.—CENSUS OF BUSINESS PRELIMINARY RESULTS FOR 1948, BY TRADE GROUP

PAWNEE COUNTY, OKLA.

Trade group and kind of business	Number of establishments	1948 sales and receipts (Thousand dollars)	Active proprietors of unincorporated businesses Nov. 1948	Paid employees, workweek ended nearest Nov. 15, 1948	
				Total employees ¹	Full workweek employees
RETAIL TRADE, total.....	180	6,932	192	344	273
Food group.....	39	1,909	38	52	44
Eating and drinking places.....	33	340	36	78	61
General merchandise grp., general stores.....	8	595	9	45	27
Apparel group.....	6	321	11	19	14
Furniture-home furnishings-appliance grp.....	7	302	8	9	9
Automotive group.....	14	1,130	19	40	40
Gasoline service stations.....	33	836	35	27	19
Lumber-building-hardware group.....	19	862	15	35	30
Drug and proprietary stores.....	8	289	7	28	21
All other retail stores.....	13	348	14	11	8
WHOLESALE TRADE.....	16	2,431	15	45	x
SELECTED SERVICE TRADES, ² /total.....	45	227	48	21	19
Personal services.....	26	153	28	15	14
All other service trades.....	19	74	20	6	5
AMUSEMENTS.....	7	65	7	14	x

x Not available.

¹/ Includes employees paid for less than the full workweek.

²/ See General Description on last page for changes from the 1939 Census of Business in the coverage of Service Trades.

Table 2.—CENSUS OF BUSINESS PRELIMINARY RESULTS FOR 1948 FOR CITIES OF 2,500 INHABITANTS OR MORE

PAWNEE COUNTY, OKLA.

(Data omitted for trade groups where necessary to avoid disclosure)

City and trade group ¹	Number of establishments	1948 sales and receipts (Thousand dollars)	Active proprietors of unincorporated businesses Nov. 1948	Paid employees, workweek ended nearest Nov. 15, 1948	
				Total employees ²	Full workweek employees
Cleveland:					
Retail trade.....	52	2,166	62	125	100
Selected service trades....	18	82	18	7	7
Pawnee:					
Retail trade.....	77	3,860	79	180	145
Selected service trades....	19	118	21	11	10
Remainder of county:					
Retail trade.....	51	906	51	39	28
Selected service trades....	8	27	9	3	2

1/ See General Description on this page for changes from the 1939 Census of Business in the coverage of Service Trades.

2/ Includes employees paid for less than the full workweek.

GENERAL DESCRIPTION OF PRELIMINARY RELEASES FOR THE 1948 CENSUS OF BUSINESS

This series of releases, of which one is planned for each county in the United States, presents preliminary results of the 1948 Census of Business. The information is based on reports submitted by business establishments for that Census. The figures shown are preliminary, and are subject to revision in the final Census publications, but the changes are expected to be relatively minor with respect to coverage. The final Census figures will be issued in a series of Business Census bulletins which will show additional detailed kind-of-business information for all places where there are a sufficient number of establishments.

The 1948 Census of Business was taken under the provision of the Act of June 19, 1948, which provides that the Business Census be taken for 1948 and for each fifth year thereafter. Previous Business Censuses were taken for the years 1929, 1933, 1935, and 1939.

Scope of the Census.—The 1948 Census of Business covered all establishments in the following trades, as defined by the Standard Industrial Classification Manual, May 1949 issue, of the Executive Office of the President: all retail trades; all wholesale trades; all service trades in the following four groups—personal services, business services, automobile repairs and services, and miscellaneous repair services; hotels; tourist courts and camps; and amusements, including motion picture theaters. Some important services not covered are radio broadcasting and television, medical and health, legal, educational, nonprofit, accounting, and domestic services.

This coverage is similar to that of the 1939 Business Census. However, "custom trades" and "services incidental to transportation," which are no longer included in the standard classification of the service trades, are not covered by the 1948 Census. In a number of localities, these exclusions as well as other changes in the standard classification may have

a considerable effect in comparing 1948 with 1939 data, particularly with respect to establishment count.

Establishment definition.—For Census purposes, a business establishment is defined to include only enterprises conducted from a recognizable place of business, provided that the annual sales were in excess of \$5,000 for a wholesale trade establishment and \$500 for establishments in other trades. A detailed analysis of coverage will be provided in future Census of Business publications.

"Number of establishments" is the number of separate business locations, rather than the number of business companies or organizations, since the Census figures represent information reported separately for each business location or establishment. The establishment count reflects the number of places in business at the end of 1948 excluding administrative and executive offices of multiunit organizations, and "chain store" warehouses.

Sales and receipts.—"1948 sales and receipts" represents sales of merchandise and receipts from repairs and other services to customers. The figures reflect deductions for returned goods and allowances, but not for trade-in allowances; they exclude sales and excise taxes collected from customers and paid directly to any taxing agency.

Proprietors.—"Active proprietors..." represents owners and partners of unincorporated businesses who devoted the major portion of their time to the business in November 1948.

Employment.—"Number of paid employees..." represents all employees on the pay roll for the pay period ending nearest November 15, 1948. "Full workweek" employees, whether regular or seasonal, are those who in the November 15 pay period were paid for working at least the number of hours typically worked in a week by employees of the reporting establishment.

1948 CENSUS OF BUSINESS

RETAIL, WHOLESALE, SERVICE TRADES

U. S. DEPARTMENT OF COMMERCE
BUREAU OF THE CENSUS

PRELIMINARY

For Release May 3, 1950

Release Series BC-1P-35-060

PAYNE COUNTY, OKLA.

Retail, wholesale, and service establishments located in Payne County, Oklahoma, showed a substantial expansion in dollar volume of trade from 1939 to 1948 according to preliminary figures from the 1948 Census of Business released today by the Bureau of the Census, U. S. Department of Commerce.

Retail sales in the county during 1948 aggregated \$31.3 million, an increase of 207 percent over the \$10.2 million in 1939, when the preceding Census of Business was taken. Wholesale sales in the county reached a total of \$8.9 million in 1948 as compared with \$3.2 million in 1939. The service trades included in the Census of Business recorded receipts totaling \$1.5 million in 1948 compared with \$0.6 million in 1939.

Employment in the county also rose over the 9-year period between 1939 and 1948 for the above trades. Establishments in these trades reported a combined total of 2,291 paid employees for the workweek ended nearest November 15, 1948. This compared with a total of 1,669 employees reported for the week of November 15, 1939.

These preliminary figures have been derived from a Census report on Payne County, Oklahoma, which also includes data for the cities of Cushing and Stillwater. Final figures, superseding the preliminary data for Payne County, will be included in a Bulletin for the State of Oklahoma to be issued in several months. Similar data will be made available this year in preliminary and final form for each of the counties and States. A single copy of the preliminary release for Payne County as well as an order blank for other area releases may be obtained by writing to the Bureau of the Census, Washington 25, D. C.

Table 1.—CENSUS OF BUSINESS PRELIMINARY RESULTS FOR 1948, BY TRADE GROUP
PAYNE COUNTY, OKLA.

Trade group and kind of business	Number of establishments	1948 sales and receipts (Thousand dollars)	Active proprietors of unincorporated businesses Nov. 1948	Paid employees, workweek ended nearest Nov. 15, 1948	
				Total employees ¹	Full workweek employees
RETAIL TRADE, total.....	461	31,347	481	1,834	1,503
Food group.....	101	7,765	107	276	201
Eating and drinking places.....	85	1,982	91	339	272
General merchandise group, general stores....	17	3,188	8	287	193
Apparel group.....	25	1,915	30	109	96
Furniture-home furnishings-appliance group....	29	1,420	36	53	44
Automotive group.....	42	6,381	48	295	280
Gasoline service stations.....	58	1,721	57	76	62
Lumber-building-hardware group.....	39	4,549	38	231	211
Drug and proprietary stores.....	17	1,009	20	84	73
All other retail stores.....	48	1,417	46	84	71
WHOLESALE TRADE, total.....	46	8,868	31	148	x
Merchant wholesalers.....	21	6,094	14	100	x
Other types of wholesale.....	25	2,774	17	48	x
SELECTED SERVICE TRADES, ^{2/} total.....	160	1,479	170	309	241
Personal services.....	95	952	102	247	197
All other service trades.....	65	527	68	62	44
HOTELS.....	9	93	8	38	32
TOURIST COURTS AND CAMPS.....	5	18	5	2	1

x Not available.

^{1/} Includes employees paid for less than the full workweek.

^{2/} See General Description on last page for changes from the 1939 Census of Business in the coverage of Service Trades.

Table 2.—CENSUS OF BUSINESS PRELIMINARY RESULTS FOR 1948 FOR CITIES OF 2,500 INHABITANTS OR MORE

PAYNE COUNTY, OKLA.

(Data omitted for trade groups where necessary to avoid disclosure)

City and trade group ¹	Number of establishments	1948 sales and receipts (Thousand dollars)	Active proprietors of unincorporated businesses Nov. 1948	Paid employees, workweek ended nearest Nov. 15, 1948	
				Total employees ²	Full workweek employees
Cushing:					
Retail trade.....	153	10,246	154	542	463
Wholesale trade.....	23	5,612	12	92	x
Selected service trades.....	50	427	55	74	60
Stillwater:					
Retail trade.....	211	18,496	225	1,174	946
Wholesale trade.....	14	2,334	12	35	x
Selected service trades.....	79	911	82	223	169
Remainder of county:^{3/}					
Retail trade.....	97	2,605	102	118	94
Wholesale trade.....	9	922	7	21	x
Selected service trades.....	31	141	33	12	12

x Not available.

- 1/ See General Description on this page for changes from the 1939 Census of Business in the coverage of Service Trades.
- 2/ Includes employees paid for less than the full workweek.
- 3/ Includes figures for establishments, other than wholesale, not located in cities of 2,500 inhabitants or more, and wholesale establishments not located in cities of 5,000 inhabitants or more.

GENERAL DESCRIPTION OF PRELIMINARY RELEASES FOR THE 1948 CENSUS OF BUSINESS

This series of releases, of which one is planned for each county in the United States, presents preliminary results of the 1948 Census of Business. The information is based on reports submitted by business establishments for that Census. The figures shown are preliminary, and are subject to revision in the final Census publications, but the changes are expected to be relatively minor with respect to coverage. The final Census figures will be issued in a series of Business Census bulletins which will show additional detailed kind-of-business information for all places where there are a sufficient number of establishments.

The 1948 Census of Business was taken under the provision of the Act of June 19, 1948, which provides that the Business Census be taken for 1948 and for each fifth year thereafter. Previous Business Censuses were taken for the years 1929, 1933, 1935, and 1939.

Scope of the Census.—The 1948 Census of Business covered all establishments in the following trades, as defined by the Standard Industrial Classification Manual, May 1949 issue, of the Executive Office of the President: all retail trades; all wholesale trades; all service trades in the following four groups—personal services, business services, automobile repairs and services, and miscellaneous repair services; hotels; tourist courts and camps; and amusements, including motion picture theaters. Some important services not covered are radio broadcasting and television, medical and health, legal, educational, nonprofit, accounting, and domestic services.

This coverage is similar to that of the 1939 Business Census. However, "custom trades" and "services incidental to transportation," which are no longer included in the standard classification of the service trades, are not covered by the 1948 Census. In a number of localities, these exclusions as well as

other changes in the standard classification may have a considerable effect in comparing 1948 with 1939 data, particularly with respect to establishment count.

Establishment definition.—For Census purposes, a business establishment is defined to include only enterprises conducted from a recognizable place of business, provided that the annual sales were in excess of \$5,000 for a wholesale trade establishment and \$500 for establishments in other trades. A detailed analysis of coverage will be provided in future Census of Business publications.

"Number of establishments" is the number of separate business locations, rather than the number of business companies or organizations, since the Census figures represent information reported separately for each business location or establishment. The establishment count reflects the number of places in business at the end of 1948 excluding administrative and executive offices of multiunit organizations, and "chain store" warehouses.

Sales and receipts.—"1948 sales and receipts" represents sales of merchandise and receipts from repairs and other services to customers. The figures reflect deductions for returned goods and allowances, but not for trade-in allowances; they exclude sales and excise taxes collected from customers and paid directly to any taxing agency.

Proprietors.—"Active proprietors..." represents owners and partners of unincorporated businesses who devoted the major portion of their time to the business in November 1948.

Employment.—"Number of paid employees..." represents all employees on the pay roll for the pay period ending nearest November 15, 1948. "Full workweek" employees, whether regular or seasonal, are those who in the November 15 pay period were paid for working at least the number of hours typically worked in a week by employees of the reporting establishment.

1948 CENSUS OF BUSINESS

RETAIL, WHOLESALE, SERVICE TRADES

U. S. DEPARTMENT OF COMMERCE
BUREAU OF THE CENSUS

PRELIMINARY

For Release April 24, 1950

Release Series BC-1P-35-061

PITTSBURG COUNTY, OKLA.

Retail, wholesale, and service establishments located in Pittsburg County, Oklahoma, showed a substantial expansion in dollar volume of trade from 1939 to 1948 according to preliminary figures from the 1948 Census of Business released today by the Bureau of the Census, U. S. Department of Commerce.

Retail sales in the county during 1948 aggregated \$26.6 million, an increase of 233 percent over the \$8.0 million in 1939, when the preceding Census of Business was taken. Wholesale sales in the county reached a total of \$15.6 million in 1948 as compared with \$4.9 million in 1939. The service trades included in the Census of Business recorded receipts totaling \$1.1 million in 1948 compared with \$0.3 million in 1939.

Employment in the county also rose over the 9-year period between 1939 and 1948 for the above trades. Establishments in these trades reported a combined total of 1,997 paid employees for the workweek ended nearest November 15, 1948. This compared with a total of 1,361 employees reported for the week of November 15, 1939.

These preliminary figures have been derived from a Census report on Pittsburg County, Oklahoma, which also includes data for the cities of Hartshorne and McAlester. Final figures, superseding the preliminary data for Pittsburg County, will be included in a Bulletin for the State of Oklahoma to be issued in several months. Similar data will be made available this year in preliminary and final form for each of the counties and States. A single copy of the preliminary release for Pittsburg County as well as an order blank for other area releases may be obtained by writing to the Bureau of the Census, Washington 25, D. C.

Table 1.—CENSUS OF BUSINESS PRELIMINARY RESULTS FOR 1948, BY TRADE GROUP
PITTSBURG COUNTY, OKLA.

Trade group and kind of business	Number of establishments	1948 sales and receipts (Thousand dollars)	Active proprietors of unincorporated businesses Nov. 1948	Paid employees, workweek ended nearest Nov. 15, 1948	
				Total employees ¹	Full workweek employees
RETAIL TRADE, total.....	549	26,582	572	1,506	1,221
Food group.....	164	6,705	171	225	187
Eating and drinking places.....	123	1,306	119	230	203
General merchandise grp, general stores.....	26	4,175	22	295	214
Apparel group.....	17	1,098	17	70	58
Furniture-home furnishings-appliance grp.....	24	1,232	28	76	64
Automotive group.....	35	5,480	40	183	169
Gasoline service stations.....	72	1,593	75	70	54
Lumber-building-hardware group.....	31	2,811	31	161	128
Drug and proprietary stores.....	21	974	29	106	82
All other retail stores.....	36	1,208	40	90	62
WHOLESALE TRADE, total.....	56	15,599	47	268	x
Merchant wholesalers.....	31	9,377	22	206	x
Petroleum bulk plants, terminals.....	13	1,686	16	22	x
Assemblers of farm products.....	5	460	4	15	x
Other types of wholesale.....	7	4,076	5	25	x
SELECTED SERVICE TRADES, ² /total.....	175	1,101	184	223	204
Personal services.....	95	580	100	160	152
All other service trades.....	80	521	84	63	52
TOURIST COURTS AND CAMPS.....	7	66	7	9	8

x Not available.

¹/ Includes employees paid for less than the full workweek.

²/ See General Description on last page for changes from the 1939 Census of Business in the coverage of Service Trades.

Table 2.—CENSUS OF BUSINESS PRELIMINARY RESULTS FOR 1948 FOR CITIES OF 2,500 INHABITANTS OR MORE

PITTSBURG COUNTY, OKLA.

(Data omitted for trade groups where necessary to avoid disclosure)

City and trade group ¹	Number of establishments	1948 sales and receipts (Thousand dollars)	Active proprietors of unincorporated businesses Nov. 1948	Paid employees, workweek ended nearest Nov. 15, 1948	
				Total employees ²	Full workweek employees
Hartshorne:					
Retail trade.....	51	1,889	55	92	75
Selected service trades....	19	120	19	13	13
McAlester:					
Retail trade.....	297	21,087	307	1,243	1,031
Wholesale trade.....	44	11,406	32	233	x
Selected service trades....	119	869	126	198	182
Remainder of county:^{3/}					
Retail trade.....	201	3,606	210	171	115
Wholesale trade.....	12	4,193	15	35	x
Selected service trades....	37	112	39	12	9

x Not available.

^{1/} See General Description on this page for changes from the 1939 Census of Business in the coverage of Service Trades.

^{2/} Includes employees paid for less than the full workweek.

^{3/} Includes figures for establishments, other than wholesale, not located in cities of 2,500 inhabitants or more, and wholesale establishments not located in cities of 5,000 inhabitants or more.

GENERAL DESCRIPTION OF PRELIMINARY RELEASES FOR THE 1948 CENSUS OF BUSINESS

This series of releases, of which one is planned for each county in the United States, presents preliminary results of the 1948 Census of Business. The information is based on reports submitted by business establishments for that Census. The figures shown are preliminary, and are subject to revision in the final Census publications, but the changes are expected to be relatively minor with respect to coverage. The final Census figures will be issued in a series of Business Census bulletins which will show additional detailed kind-of-business information for all places where there are a sufficient number of establishments.

The 1948 Census of Business was taken under the provision of the Act of June 19, 1948, which provides that the Business Census be taken for 1948 and for each fifth year thereafter. Previous Business Censuses were taken for the years 1929, 1933, 1935, and 1939.

Scope of the Census.—The 1948 Census of Business covered all establishments in the following trades, as defined by the Standard Industrial Classification Manual, May 1949 issue, of the Executive Office of the President: all retail trades; all wholesale trades; all service trades in the following four groups—personal services, business services, automobile repairs and services, and miscellaneous repair services; hotels; tourist courts and camps; and amusements, including motion picture theaters. Some important services not covered are radio broadcasting and television, medical and health, legal, educational, nonprofit, accounting, and domestic services.

This coverage is similar to that of the 1939 Business Census. However, "custom trades" and "services incidental to transportation," which are no longer included in the standard classification of the service trades, are not covered by the 1948 Census. In a number of localities, these exclusions as well as other changes in the standard classification may have

a considerable effect in comparing 1948 with 1939 data, particularly with respect to establishment count.

Establishment definition.—For Census purposes, a business establishment is defined to include only enterprises conducted from a recognizable place of business, provided that the annual sales were in excess of \$5,000 for a wholesale trade establishment and \$500 for establishments in other trades. A detailed analysis of coverage will be provided in future Censuses of Business publications.

"Number of establishments" is the number of separate business locations, rather than the number of business companies or organizations, since the Census figures represent information reported separately for each business location or establishment. The establishment count reflects the number of places in business at the end of 1948 excluding administrative and executive offices of multiunit organizations, and "chain store" warehouses.

Sales and receipts.—"1948 sales and receipts" represents sales of merchandise and receipts from repairs and other services to customers. The figures reflect deductions for returned goods and allowances, but not for trade-in allowances; they exclude sales and excise taxes collected from customers and paid directly to any taxing agency.

Proprietors.—"Active proprietors..." represents owners and partners of unincorporated businesses who devoted the major portion of their time to the business in November 1948.

Employment.—"Number of paid employees..." represents all employees on the pay roll for the pay period ending nearest November 15, 1948. "Full workweek" employees, whether regular or seasonal, are those who in the November 15 pay period were paid for working at least the number of hours typically worked in a week by employees of the reporting establishment.

1948 CENSUS OF BUSINESS

RETAIL, WHOLESALE, SERVICE TRADES

U. S. DEPARTMENT OF COMMERCE
BUREAU OF THE CENSUS

PRELIMINARY

For Release April 24, 1950

Release Series BC-1P-35-062

PONTOTOC COUNTY, OKLA.

Retail, wholesale, and service establishments located in Pontotoc County, Oklahoma, showed a substantial expansion in dollar volume of trade from 1939 to 1948 according to preliminary figures from the 1948 Census of Business released today by the Bureau of the Census, U. S. Department of Commerce.

Retail sales in the county during 1948 aggregated \$26.1 million, an increase of 172 percent over the \$9.6 million in 1939, when the preceding Census of Business was taken. Wholesale sales in the county reached a total of \$11.9 million in 1948 as compared with \$4.3 million in 1939. The service trades included in the Census of Business recorded receipts totaling \$1.3 million in 1948 compared with \$0.5 million in 1939.

Employment in the county also rose over the 9-year period between 1939 and 1948 for the above trades. Establishments in these trades reported a combined total of 1,744 paid employees for the workweek ended nearest November 15, 1948. This compared with a total of 1,357 employees reported for the week of November 15, 1939.

These preliminary figures have been derived from a Census report on Pontotoc County, Oklahoma, which also includes data for the city of Ada. Final figures, superseding the preliminary data for Pontotoc County, will be included in a Bulletin for the State of Oklahoma to be issued in several months. Similar data will be made available this year in preliminary and final form for each of the counties and States. A single copy of the preliminary release for Pontotoc County as well as an order blank for other area releases may be obtained by writing to the Bureau of the Census, Washington 25, D. C.

Table 1.—CENSUS OF BUSINESS PRELIMINARY RESULTS FOR 1948, BY TRADE GROUP
PONTOTOC COUNTY, OKLA.

Trade group and kind of business	Number of establishments	1948 sales and receipts (Thousand dollars)	Active proprietors of unincorporated businesses Nov. 1948	Paid employees, workweek ended nearest Nov. 15, 1948	
				Total employees ¹	Full workweek employees
RETAIL TRADE, total.....	417	26,097	429	1,277	1,069
Food group.....	114	5,082	122	145	116
Eating and drinking places.....	66	926	71	186	155
General merchandise group, general stores....	20	3,120	19	237	170
Apparel group.....	20	1,592	18	78	69
Furniture-home furnishings-appliance group...	26	1,325	25	63	57
Automotive group.....	30	8,577	27	258	255
Gasoline service stations.....	57	1,295	60	68	53
Lumber-building-hardware group.....	32	2,393	33	118	101
Drug and proprietary stores.....	17	776	21	62	42
All other retail stores.....	35	1,011	33	60	51
WHOLESALE TRADE, total.....	50	11,945	36	231	x
Merchant wholesalers.....	22	5,741	17	151	x
Petroleum bulk plants, terminals.....	14	4,581	10	32	x
Other types of wholesale.....	14	1,623	9	48	x
SELECTED SERVICE TRADES, ^{2/} total.....	157	1,324	169	236	190
Personal services.....	90	741	93	167	142
Business services.....	6	84	9	14	7
Automotive repairs and services.....	37	254	42	29	19
Other repair services.....	24	245	25	26	22

x Not available.

^{1/} Includes employees paid for less than the full workweek.

^{2/} See General Description on last page for changes from the 1939 Census of Business in the coverage of Service Trades.

Table 2.—CENSUS OF BUSINESS PRELIMINARY RESULTS FOR 1948 FOR CITIES OF 2,500 INHABITANTS OR MORE

PONTOTOC COUNTY, OKLA.

(Data omitted for trade groups where necessary to avoid disclosure)

City and trade group ¹	Number of establishments	1948 sales and receipts (Thousand dollars)	Active proprietors of unincorporated businesses Nov. 1948	Paid employees, workweek ended nearest Nov. 15, 1948	
				Total employees ²	Full workweek employees
Ada:					
Retail trade.....	271	23,091	279	1,133	973
Wholesale trade.....	41	8,960	29	185	x
Selected service trades.....	114	1,226	121	226	182
Remainder of county:					
Retail trade.....	146	3,006	150	144	96
Wholesale trade.....	9	2,985	7	46	x
Selected service trades.....	43	98	48	10	8

x Not available.

1/ See General Description on this page for changes from the 1939 Census of Business in the coverage of Service Trades.

2/ Includes employees paid for less than the full workweek.

GENERAL DESCRIPTION OF PRELIMINARY RELEASES FOR THE 1948 CENSUS OF BUSINESS

This series of releases, of which one is planned for each county in the United States, presents preliminary results of the 1948 Census of Business. The information is based on reports submitted by business establishments for that Census. The figures shown are preliminary, and are subject to revision in the final Census publications, but the changes are expected to be relatively minor with respect to coverage. The final Census figures will be issued in a series of Business Census bulletins which will show additional detailed kind-of-business information for all places where there are a sufficient number of establishments.

The 1948 Census of Business was taken under the provision of the Act of June 19, 1948, which provides that the Business Census be taken for 1948 and for each fifth year thereafter. Previous Business Censuses were taken for the years 1929, 1933, 1935, and 1939.

Scope of the Census.—The 1948 Census of Business covered all establishments in the following trades, as defined by the Standard Industrial Classification Manual, May 1949 issue, of the Executive Office of the President: all retail trades; all wholesale trades; all service trades in the following four groups—personal services, business services, automobile repairs and services, and miscellaneous repair services; hotels; tourist courts and camps; and amusements, including motion picture theaters. Some important services not covered are radio broadcasting and television, medical and health, legal, educational, nonprofit, accounting, and domestic services.

This coverage is similar to that of the 1939 Business Census. However, "custom trades" and "services incidental to transportation," which are no longer included in the standard classification of the service trades, are not covered by the 1948 Census. In a number of localities, these exclusions as well as other changes in the standard classification may have

a considerable effect in comparing 1948 with 1939 data, particularly with respect to establishment count.

Establishment definition.—For Census purposes, a business establishment is defined to include only enterprises conducted from a recognizable place of business, provided that the annual sales were in excess of \$5,000 for a wholesale trade establishment and \$500 for establishments in other trades. A detailed analysis of coverage will be provided in future Census of Business publications.

"Number of establishments" is the number of separate business locations, rather than the number of business companies or organizations, since the Census figures represent information reported separately for each business location or establishment. The establishment count reflects the number of places in business at the end of 1948 excluding administrative and executive offices of multiunit organizations, and "chain store" warehouses.

Sales and receipts.—"1948 sales and receipts" represents sales of merchandise and receipts from repairs and other services to customers. The figures reflect deductions for returned goods and allowances, but not for trade-in allowances; they exclude sales and excise taxes collected from customers and paid directly to any taxing agency.

Proprietors.—"Active proprietors..." represents owners and partners of unincorporated businesses who devoted the major portion of their time to the business in November 1948.

Employment.—"Number of paid employees..." represents all employees on the pay roll for the pay period ending nearest November 15, 1948. "Full workweek" employees, whether regular or seasonal, are those who in the November 15 pay period were paid for working at least the number of hours typically worked in a week by employees of the reporting establishment.

1948 CENSUS OF BUSINESS

RETAIL, WHOLESALE, SERVICE TRADES

U. S. DEPARTMENT OF COMMERCE
BUREAU OF THE CENSUS

PRELIMINARY

For Release May 1, 1950

Release Series BC-1P-35-063

POTTAWATOMIE COUNTY, OKLA.

Retail, wholesale, and service establishments located in Pottawatomie County, Oklahoma, showed a substantial expansion in dollar volume of trade from 1939 to 1948 according to preliminary figures from the 1948 Census of Business released today by the Bureau of the Census, U. S. Department of Commerce.

Retail sales in the county during 1948 aggregated \$33.5 million, an increase of 162 percent over the \$12.8 million in 1939, when the preceding Census of Business was taken. Wholesale sales in the county reached a total of \$14.3 million in 1948 as compared with \$6.2 million in 1939. The service trades included in the Census of Business recorded receipts totaling \$2.1 million in 1948 compared with \$0.7 million in 1939.

Employment in the county also rose over the 9-year period between 1939 and 1948 for the above trades. Establishments in these trades reported a combined total of 2,531 paid employees for the workweek ended nearest November 15, 1948. This compared with a total of 2,234 employees reported for the week of November 15, 1939.

These preliminary figures have been derived from a Census report on Pottawatomie County, Oklahoma, which also includes data for the city of Shawnee. Final figures, superseding the preliminary data for Pottawatomie County, will be included in a Bulletin for the State of Oklahoma to be issued in several months. Similar data will be made available this year in preliminary and final form for each of the counties and States. A single copy of the preliminary release for Pottawatomie County as well as an order blank for other area releases may be obtained by writing to the Bureau of the Census, Washington 25, D. C.

Table 1.—CENSUS OF BUSINESS PRELIMINARY RESULTS FOR 1948, BY TRADE GROUP
POTTAWATOMIE COUNTY, OKLA.

Trade group and kind of business	Number of establishments	1948 sales and receipts (Thousand dollars)	Active proprietors of unincorporated businesses Nov. 1948	Paid employees, workweek ended nearest Nov. 15, 1948	
				Total employees ¹	Full workweek employees
RETAIL TRADE, total.....	585	33,519	564	1,875	1,491
Food group.....	165	6,865	164	193	137
Eating and drinking places.....	99	2,025	93	304	249
General merchandise grp, general stores	22	4,795	17	379	258
Apparel group.....	28	2,203	26	147	104
Furniture-home furnishgs-appliance grp	22	1,829	24	91	84
Automotive group.....	28	6,749	24	249	241
Gasoline service stations.....	95	2,473	95	114	94
Lumber-building-hardware group.....	39	2,815	35	149	127
Drug and proprietary stores.....	27	1,414	26	122	97
All other retail stores.....	60	2,351	60	127	100
WHOLESALE TRADE, total.....	52	14,274	52	329	x
Merchant wholesalers.....	34	9,348	32	231	x
Other types of wholesale.....	18	4,926	20	98	x
SELECTED SERVICE TRADES, ² /total.....	233	2,122	244	327	293
Personal services.....	136	1,169	143	237	210
All other service trades.....	97	953	101	90	83
TOURIST COURTS AND CAMPS.....	8	45	6	5	2

x Not available

¹/ Includes employees paid for less than the full workweek.

²/ See General Description on last page for changes from the 1939 Census of Business in the coverage of Service Trades.

Table 2.—CENSUS OF BUSINESS PRELIMINARY RESULTS FOR 1948 FOR CITIES OF 2,500 INHABITANTS OR MORE

POTTAWATOMIE COUNTY, OKLA.

(Data omitted for trade groups where necessary to avoid disclosure)

City and trade group ¹	Number of establishments	1948 sales and receipts (Thousand dollars)	Active proprietors of unincorporated businesses Nov. 1948	Paid employees, workweek ended nearest Nov. 15, 1948	
				Total employees ²	Full workweek employees
Shawnee:					
Retail trade.....	362	28,199	343	1,635	1,323
Wholesale trade.....	41	12,594	41	290	x
Selected service trades	158	1,842	164	300	273
Remainder of county:					
Retail trade.....	223	5,320	221	240	168
Wholesale trade.....	11	1,680	11	39	x
Selected service trades	75	280	80	27	20

x Not available.

^{1/} See General Description on this page for changes from the 1939 Census of Business in the coverage of Service Trades.

^{2/} Includes employees paid for less than the full workweek.

GENERAL DESCRIPTION OF PRELIMINARY RELEASES FOR THE 1948 CENSUS OF BUSINESS

This series of releases, of which one is planned for each county in the United States, presents preliminary results of the 1948 Census of Business. The information is based on reports submitted by business establishments for that Census. The figures shown are preliminary, and are subject to revision in the final Census publications, but the changes are expected to be relatively minor with respect to coverage. The final Census figures will be issued in a series of Business Census bulletins which will show additional detailed kind-of-business information for all places where there are a sufficient number of establishments.

The 1948 Census of Business was taken under the provision of the Act of June 19, 1948, which provides that the Business Census be taken for 1948 and for each fifth year thereafter. Previous Business Censuses were taken for the years 1929, 1933, 1935, and 1939.

Scope of the Census.—The 1948 Census of Business covered all establishments in the following trades, as defined by the Standard Industrial Classification Manual, May 1949 issue, of the Executive Office of the President: all retail trades; all wholesale trades; all service trades in the following four groups—personal services, business services, automobile repairs and services, and miscellaneous repair services; hotels; tourist courts and camps; and amusements, including motion picture theaters. Some important services not covered are radio broadcasting and television, medical and health, legal, educational, nonprofit, accounting, and domestic services.

This coverage is similar to that of the 1939 Business Census. However, "custom trades" and "services incidental to transportation," which are no longer included in the standard classification of the service trades, are not covered by the 1948 Census. In a number of localities, these exclusions as well as other changes in the standard classification may have

a considerable effect in comparing 1948 with 1939 data, particularly with respect to establishment count.

Establishment definition.—For Census purposes, a business establishment is defined to include only enterprises conducted from a recognizable place of business, provided that the annual sales were in excess of \$5,000 for a wholesale trade establishment and \$500 for establishments in other trades. A detailed analysis of coverage will be provided in future Censuses of Business publications.

"Number of establishments" is the number of separate business locations, rather than the number of business companies or organizations, since the Census figures represent information reported separately for each business location or establishment. The establishment count reflects the number of places in business at the end of 1948 excluding administrative and executive offices of multiunit organizations, and "chain store" warehouses.

Sales and receipts.—"1948 sales and receipts" represents sales of merchandise and receipts from repairs and other services to customers. The figures reflect deductions for returned goods and allowances, but not for trade-in allowances; they exclude sales and excise taxes collected from customers and paid directly to any taxing agency.

Proprietors.—"Active proprietors..." represents owners and partners of unincorporated businesses who devoted the major portion of their time to the business in November 1948.

Employment.—"Number of paid employees..." represents all employees on the pay roll for the pay period ending nearest November 15, 1948. "Full workweek" employees, whether regular or seasonal, are those who in the November 15 pay period were paid for working at least the number of hours typically worked in a week by employees of the reporting establishment.

1948 CENSUS OF BUSINESS

RETAIL, WHOLESALE, SERVICE TRADES

U. S. DEPARTMENT OF COMMERCE
BUREAU OF THE CENSUS

PRELIMINARY

For Release April 17, 1950

Release Series BC-1P-35-064

PUSHMATAHA COUNTY, OKLA.

Retail, wholesale, and service establishments located in Pushmataha County, Oklahoma, showed a substantial expansion in dollar volume of trade from 1939 to 1948 according to preliminary figures from the 1948 Census of Business released today by the Bureau of the Census, U. S. Department of Commerce.

Retail sales in the county during 1948 aggregated \$4.6 million, an increase of 156 percent over the \$1.8 million in 1939, when the preceding Census of Business was taken. Wholesale sales in the county reached a total of \$2.2 million in 1948 as compared with \$0.6 million in 1939. The service trades included in the Census of Business recorded receipts totaling \$135,000 in 1948 compared with \$74,000 in 1939.

Employment in the county also rose over the 9-year period between 1939 and 1948 for the above trades. Establishments in these trades reported a combined total of 261 paid employees for the workweek ended nearest November 15, 1948. This compared with a total of 191 employees reported for the week of November 15, 1939.

These preliminary figures have been derived from a Census report on Pushmataha County, Oklahoma, which also includes data for the city of Antlers. Final figures, superseding the preliminary data for Pushmataha County, will be included in a Bulletin for the State of Oklahoma to be issued in several months. Similar data will be made available this year in preliminary and final form for each of the counties and States. A single copy of the preliminary release for Pushmataha County as well as an order blank for other area releases may be obtained by writing to the Bureau of the Census, Washington 25, D. C.

Table 1.—CENSUS OF BUSINESS PRELIMINARY RESULTS FOR 1948, BY TRADE GROUP

PUSHMATAHA COUNTY, OKLA.

Trade group and kind of business	Number of establishments	1948 sales and receipts (Thousand dollars)	Active proprietors of unincorporated businesses Nov. 1948	Paid employees, workweek ended nearest Nov. 15, 1948	
				Total employees ¹	Full workweek employees
RETAIL TRADE, total.....	145	4,614	153	200	174
Food group.....	63	1,614	67	29	27
Eating and drinking places.....	25	197	22	36	31
Gasoline service stations.....	16	311	17	16	15
All other retail stores.....	41	2,492	47	119	101
WHOLESALE TRADE.....	12	2,161	7	33	x
SELECTED SERVICE TRADES, ^{2/} total.....	30	135	32	28	22
Personal services.....	17	91	19	20	14
All other service trades.....	13	44	13	8	8
AMUSEMENTS.....	5	36	3	12	x

x Not available.

^{1/} Includes employees paid for less than the full workweek.

^{2/} See General Description on last page for changes from the 1939 Census of Business in the coverage of Service Trades.

Table 2.—CENSUS OF BUSINESS PRELIMINARY RESULTS FOR 1948 FOR CITIES OF 2,500 INHABITANTS OR MORE

PUSHMATAHA COUNTY, OKLA.

(Data omitted for trade groups where necessary to avoid disclosure)

City and trade group ¹	Number of establishments	1948 sales and receipts (Thousand dollars)	Active proprietors of unincorporated businesses Nov. 1948	Paid employees, workweek ended nearest Nov. 15, 1948	
				Total employees ²	Full workweek employees
Antlers:					
Retail trade.....	59	3,182	63	164	142
Selected service trades....	22	117	24	28	22
Remainder of county:					
Retail trade.....	86	1,432	90	36	32
Selected service trades....	8	18	8	-	-

1/ See General Description on this page for changes from the 1939 Census of Business in the coverage of Service Trades.

2/ Includes employees paid for less than the full workweek.

GENERAL DESCRIPTION OF PRELIMINARY RELEASES FOR THE 1948 CENSUS OF BUSINESS

This series of releases, of which one is planned for each county in the United States, presents preliminary results of the 1948 Census of Business. The information is based on reports submitted by business establishments for that Census. The figures shown are preliminary, and are subject to revision in the final Census publications, but the changes are expected to be relatively minor with respect to coverage. The final Census figures will be issued in a series of Business Census bulletins which will show additional detailed kind-of-business information for all places where there are a sufficient number of establishments.

The 1948 Census of Business was taken under the provision of the Act of June 19, 1948, which provides that the Business Census be taken for 1948 and for each fifth year thereafter. Previous Business Censuses were taken for the years 1929, 1933, 1935, and 1939.

Scope of the Census.—The 1948 Census of Business covered all establishments in the following trades, as defined by the Standard Industrial Classification Manual, May 1949 issue, of the Executive Office of the President: all retail trades; all wholesale trades; all service trades in the following four groups—personal services, business services, automobile repairs and services, and miscellaneous repair services; hotels; tourist courts and camps; and amusements, including motion picture theaters. Some important services not covered are radio broadcasting and television, medical and health, legal, educational, nonprofit, accounting, and domestic services.

This coverage is similar to that of the 1939 Business Census. However, "custom trades" and "services incidental to transportation," which are no longer included in the standard classification of the service trades, are not covered by the 1948 Census. In a number of localities, these exclusions as well as other changes in the standard classification may have

a considerable effect in comparing 1948 with 1939 data, particularly with respect to establishment count.

Establishment definition.—For Census purposes, a business establishment is defined to include only enterprises conducted from a recognizable place of business, provided that the annual sales were in excess of \$5,000 for a wholesale trade establishment and \$500 for establishments in other trades. A detailed analysis of coverage will be provided in future Census of Business publications.

"Number of establishments" is the number of separate business locations, rather than the number of business companies or organizations, since the Census figures represent information reported separately for each business location or establishment. The establishment count reflects the number of places in business at the end of 1948 excluding administrative and executive offices of multiunit organizations, and "chain store" warehouses.

Sales and receipts.—"1948 sales and receipts" represents sales of merchandise and receipts from repairs and other services to customers. The figures reflect deductions for returned goods and allowances, but not for trade-in allowances; they exclude sales and excise taxes collected from customers and paid directly to any taxing agency.

Proprietors.—"Active proprietors..." represents owners and partners of unincorporated businesses who devoted the major portion of their time to the business in November 1948.

Employment.—"Number of paid employees..." represents all employees on the pay roll for the pay period ending nearest November 15, 1948. "Full workweek" employees, whether regular or seasonal, are those who in the November 15 pay period were paid for working at least the number of hours typically worked in a week by employees of the reporting establishment.

1948 CENSUS OF BUSINESS

RETAIL, WHOLESALE, SERVICE TRADES

U. S. DEPARTMENT OF COMMERCE
BUREAU OF THE CENSUS

PRELIMINARY

For Release May 1, 1950

Release Series BC-1P35-065

ROGER MILLS COUNTY, OKLA.

Retail, wholesale, and service establishments located in Roger Mills County, Oklahoma, showed a substantial expansion in dollar volume of trade from 1939 to 1948 according to preliminary figures from the 1948 Census of Business released today by the Bureau of the Census, U. S. Department of Commerce.

Retail sales in the county during 1948 aggregated \$2.8 million, an increase of 133 percent over the \$1.2 million in 1939, when the preceding Census of Business was taken. Wholesale sales in the county reached a total of \$983,000 in 1948 as compared with \$445,000 in 1939. The service trades included in the Census of Business recorded receipts totaling \$101,000 in 1948 compared with \$59,000 in 1939.

Employment in the county decreased over the 9-year period between 1939 and 1948 for the above trades. Establishments in these trades reported a combined total of 123 paid employees for the workweek ended nearest November 15, 1948. This compared with a total of 137 employees reported for the week of November 15, 1939.

These preliminary figures have been derived from a Census report on Roger Mills County, Oklahoma. Final figures, superseding the preliminary data for Roger Mills County, will be included in a Bulletin for the State of Oklahoma to be issued in several months. Similar data will be made available this year in preliminary and final form for each of the counties and States. A single copy of the preliminary release for Roger Mills County as well as an order blank for other area releases may be obtained by writing to the Bureau of the Census, Washington 25, D. C.

Table 1.—CENSUS OF BUSINESS PRELIMINARY RESULTS FOR 1948, BY TRADE GROUP

ROGER MILLS COUNTY, OKLA.

Trade group and kind of business	Number of establishments	1948 sales and receipts (Thousand dollars)	Active proprietors of unincorporated businesses Nov. 1948	Paid employees, workweek ended nearest Nov. 15, 1948	
				Total employees ¹	Full workweek employees
RETAIL TRADE, total.....	85	2,822	91	99	72
Food group.....	24	666	25	13	9
Eating and drinking places.....	11	165	12	21	17
Gasoline service stations.....	13	268	12	10	6
All other retail stores.....	37	1,723	42	55	40
WHOLESALE TRADE.....	11	983	8	14	x
SELECTED SERVICE TRADES, ² /total.....	21	101	20	10	9
Personal services.....	14	69	13	8	7
All other service trades.....	7	32	7	2	2
AMUSEMENTS.....	5	44	4	11	x

x Not available.

¹/ Includes employees paid for less than the full workweek.

²/ See General Description on last page for changes from the 1939 Census of Business in the coverage of Service Trades.

GENERAL DESCRIPTION OF PRELIMINARY RELEASES FOR THE 1948 CENSUS OF BUSINESS

This series of releases, of which one is planned for each county in the United States, presents preliminary results of the 1948 Census of Business. The information is based on reports submitted by business establishments for that Census. The figures shown are preliminary, and are subject to revision in the final Census publications, but the changes are expected to be relatively minor with respect to coverage. The final Census figures will be issued in a series of Business Census bulletins which will show additional detailed kind-of-business information for all places where there are a sufficient number of establishments.

The 1948 Census of Business was taken under the provision of the Act of June 19, 1948, which provides that the Business Census be taken for 1948 and for each fifth year thereafter. Previous Business Censuses were taken for the years 1929, 1933, 1935, and 1939.

Scope of the Census.—The 1948 Census of Business covered all establishments in the following trades, as defined by the Standard Industrial Classification Manual, May 1949 issue, of the Executive Office of the President: all retail trades; all wholesale trades; all service trades in the following four groups—personal services, business services, automobile repairs and services, and miscellaneous repair services; hotels; tourist courts and camps; and amusements, including motion picture theaters. Some important services not covered are radio broadcasting and television, medical and health, legal, educational, nonprofit, accounting, and domestic services.

This coverage is similar to that of the 1939 Business Census. However, "custom trades" and "services incidental to transportation," which are no longer included in the standard classification of the service trades, are not covered by the 1948 Census. In a number of localities, these exclusions as well as other changes in the standard classification may have a considerable effect in comparing

1948 with 1939 data, particularly with respect to establishment count.

Establishment definition.—For Census purposes, a business establishment is defined to include only enterprises conducted from a recognizable place of business, provided that the annual sales were in excess of \$5,000 for a wholesale trade establishment and \$500 for establishments in other trades. A detailed analysis of coverage will be provided in future Census of Business publications.

"Number of establishments" is the number of separate business locations, rather than the number of business companies or organizations, since the Census figures represent information reported separately for each business location or establishment. The establishment count reflects the number of places in business at the end of 1948 excluding administrative and executive offices of multiunit organizations, and "chain store" warehouses.

Sales and receipts.—"1948 sales and receipts" represents sales of merchandise and receipts from repairs and other services to customers. The figures reflect deductions for returned goods and allowances, but not for trade-in allowances; they exclude sales and excise taxes collected from customers and paid directly to any taxing agency.

Proprietors.—"Active proprietors..." represents owners and partners of unincorporated businesses who devoted the major portion of their time to the business in November 1948.

Employment.—"Number of paid employees..." represents all employees on the pay roll for the pay period ending nearest November 15, 1948. "Full workweek" employees, whether regular or seasonal, are those who in the November 15 pay period were paid for working at least the number of hours typically worked in a week by employees of the reporting establishment.

1948 CENSUS OF BUSINESS

RETAIL, WHOLESALE, SERVICE TRADES

U. S. DEPARTMENT OF COMMERCE
BUREAU OF THE CENSUS

PRELIMINARY

For Release April 24, 1950

Release Series BC-1P-35-066

ROGERS COUNTY, OKLA.

Retail, wholesale, and service establishments located in Rogers County, Oklahoma, showed a substantial expansion in dollar volume of trade from 1939 to 1948 according to preliminary figures from the 1948 Census of Business released today by the Bureau of the Census, U. S. Department of Commerce.

Retail sales in the county during 1948 aggregated \$9.5 million, an increase of 206 percent over the \$3.1 million in 1939, when the preceding Census of Business was taken. Wholesale sales in the county reached a total of \$2.0 million in 1948 as compared with \$1.0 million in 1939. The service trades included in the Census of Business recorded receipts totaling \$495,000 in 1948 compared with \$204,000 in 1939.

Employment in the county also rose over the 9-year period between 1939 and 1948 for the above trades. Establishments in these trades reported a combined total of 604 paid employees for the workweek ended nearest November 15, 1948. This compared with a total of 512 employees reported for the week of November 15, 1939.

These preliminary figures have been derived from a Census report on Rogers County, Oklahoma, which also includes data for the city of Claremore. Final figures, superseding the preliminary data for Rogers County, will be included in a Bulletin for the State of Oklahoma to be issued in several months. Similar data will be made available this year in preliminary and final form for each of the counties and States. A single copy of the preliminary release for Rogers County as well as an order blank for other area releases may be obtained by writing to the Bureau of the Census, Washington 25, D. C.

Table 1.—CENSUS OF BUSINESS PRELIMINARY RESULTS FOR 1948, BY TRADE GROUP

ROGERS COUNTY, OKLA.

Trade group and kind of business	Number of establishments	1948 sales and receipts (Thousand dollars)	Active proprietors of unincorporated businesses Nov. 1948	Paid employees, workweek ended nearest Nov. 15, 1948	
				Total employees ¹	Full workweek employees
RETAIL TRADE, total.....	230	9,512	228	463	378
Food group.....	60	2,565	61	65	55
Eating and drinking places.....	39	628	38	94	83
General merchandise grp, general stores.	10	1,342	5	103	71
Apparel group.....	7	244	8	7	4
Furniture-home furnishgs-appliance grp.	13	342	11	17	12
Automotive group.....	16	1,533	19	70	60
Gasoline service stations.....	36	644	36	31	26
Lumber-building-hardware group.....	19	1,482	18	36	36
Drug and proprietary stores.....	8	315	12	14	13
All other retail stores.....	22	417	20	26	18
WHOLESALE TRADE, total.....	22	1,973	18	48	x
Merchant wholesalers.....	6	249	6	10	x
Other types of wholesale.....	16	1,724	12	38	x
SELECTED SERVICE TRADES, ² /total.....	56	495	57	93	84
Personal services.....	37	293	37	72	63
All other service trades.....	19	202	20	21	21
TOURIST COURTS AND CAMPS.....	9	58	8	6	5

x Not available.

¹/ Includes employees paid for less than the full workweek.

²/ See General Description on last page for changes from the 1939 Census of Business in the coverage of Service Trades.

Table 2.—CENSUS OF BUSINESS PRELIMINARY RESULTS FOR 1948 FOR CITIES OF 2,500 INHABITANTS OR MORE

ROGERS COUNTY, OKLA.

(Data omitted for trade groups where necessary to avoid disclosure)

City and trade group ¹	Number of establishments	1948 sales and receipts (Thousand dollars)	Active proprietors of unincorporated businesses Nov. 1948	Paid employees, workweek ended nearest Nov. 15, 1948	
				Total employees ²	Full workweek employees
Claremore:					
Retail trade.....	117	6,594	119	351	292
Selected service trades....	37	346	37	77	71
Remainder of county:					
Retail trade.....	113	2,918	109	112	86
Selected service trades....	19	149	20	16	13

- ¹/ See General Description on this page for changes from the 1939 Census of Business in the coverage of Service Trades.
- ²/ Includes employees paid for less than the full workweek.

GENERAL DESCRIPTION OF PRELIMINARY RELEASES FOR THE 1948 CENSUS OF BUSINESS

This series of releases, of which one is planned for each county in the United States, presents preliminary results of the 1948 Census of Business. The information is based on reports submitted by business establishments for that Census. The figures shown are preliminary, and are subject to revision in the final Census publications, but the changes are expected to be relatively minor with respect to coverage. The final Census figures will be issued in a series of Business Census bulletins which will show additional detailed kind-of-business information for all places where there are a sufficient number of establishments.

The 1948 Census of Business was taken under the provision of the Act of June 19, 1948, which provides that the Business Census be taken for 1948 and for each fifth year thereafter. Previous Business Censuses were taken for the years 1929, 1933, 1935, and 1939.

Scope of the Census.—The 1948 Census of Business covered all establishments in the following trades, as defined by the Standard Industrial Classification Manual, May 1949 issue, of the Executive Office of the President: all retail trades; all wholesale trades; all service trades in the following four groups—personal services, business services, automobile repairs and services, and miscellaneous repair services; hotels; tourist courts and camps; and amusements, including motion picture theaters. Some important services not covered are radio broadcasting and television, medical and health, legal, educational, nonprofit, accounting, and domestic services.

This coverage is similar to that of the 1939 Business Census. However, "custom trades" and "services incidental to transportation," which are no longer included in the standard classification of the service trades, are not covered by the 1948 Census. In a number of localities, these exclusions as well as

other changes in the standard classification may have a considerable effect in comparing 1948 with 1939 data, particularly with respect to establishment count.

Establishment definition.—For Census purposes, a business establishment is defined to include only enterprises conducted from a recognizable place of business, provided that the annual sales were in excess of \$5,000 for a wholesale trade establishment and \$500 for establishments in other trades. A detailed analysis of coverage will be provided in future Census of Business publications.

"Number of establishments" is the number of separate business locations, rather than the number of business companies or organizations, since the Census figures represent information reported separately for each business location or establishment. The establishment count reflects the number of places in business at the end of 1948 excluding administrative and executive offices of multinational organizations, and "chain store" warehouses.

Sales and receipts.—"1948 sales and receipts" represents sales of merchandise and receipts from repairs and other services to customers. The figures reflect deductions for returned goods and allowances, but not for trade-in allowances; they exclude sales and excise taxes collected from customers and paid directly to any taxing agency.

Proprietors.—"Active proprietors..." represents owners and partners of unincorporated businesses who devoted the major portion of their time to the business in November 1948.

Employment.—"Number of paid employees..." represents all employees on the pay roll for the pay period ending nearest November 15, 1948. "Full workweek" employees, whether regular or seasonal, are those who in the November 15 pay period were paid for working at least the number of hours typically worked in a week by employees of the reporting establishment.

1948 CENSUS OF BUSINESS

RETAIL, WHOLESALE, SERVICE TRADES

U. S. DEPARTMENT OF COMMERCE
BUREAU OF THE CENSUS

PRELIMINARY

For Release April 24, 1950

Release Series BC-1P-35-067

SEMINOLE COUNTY, OKLA.

Retail, wholesale, and service establishments located in Seminole County, Oklahoma, showed a substantial expansion in dollar volume of trade from 1939 to 1948 according to preliminary figures from the 1948 Census of Business released today by the Bureau of the Census, U. S. Department of Commerce.

Retail sales in the county during 1948 aggregated \$27.2 million, an increase of 109 percent over the \$13.0 million in 1939, when the preceding Census of Business was taken. Wholesale sales in the county reached a total of \$17.6 million in 1948 as compared with \$9.1 million in 1939. The service trades included in the Census of Business recorded receipts totaling \$2.2 million in 1948 compared with \$0.6 million in 1939.

Employment in the county also rose over the 9-year period between 1939 and 1948 for the above trades. Establishments in these trades reported a combined total of 2,120 paid employees for the workweek ended nearest November 15, 1948. This compared with a total of 1,941 employees reported for the week of November 15, 1939.

These preliminary figures have been derived from a Census report on Seminole County, Oklahoma, which also includes data for the cities of Seminole and Wewoka. Final figures, superseding the preliminary data for Seminole County, will be included in a Bulletin for the State of Oklahoma to be issued in several months. Similar data will be made available this year in preliminary and final form for each of the counties and States. A single copy of the preliminary release for Seminole County as well as an order blank for other area releases may be obtained by writing to the Bureau of the Census, Washington 25, D. C.

Table 1.—CENSUS OF BUSINESS PRELIMINARY RESULTS FOR 1948, BY TRADE GROUP
SEMINOLE COUNTY, OKLA.

Trade group and kind of business	Number of establishments	1948 sales and receipts (Thousand dollars)	Active proprietors of unincorporated businesses Nov. 1948	Paid employees, workweek ended nearest Nov. 15, 1948	
				Total employees ¹	Full workweek employees
RETAIL TRADE, total.....	509	27,189	493	1,392	1,179
Food group.....	144	5,973	152	160	134
Eating and drinking places.....	94	1,237	109	214	178
General merchandise grp, general stores	17	1,698	6	172	105
Apparel group.....	25	1,811	28	96	89
Furniture-home furnishings-appliance grp	25	1,689	19	71	67
Automotive group.....	38	8,031	27	303	296
Gasoline service stations.....	67	1,794	63	86	77
Lumber-building-hardware group.....	31	2,426	18	123	93
Drug and proprietary stores.....	20	1,107	26	90	71
All other retail stores.....	48	1,423	45	77	69
WHOLESALE TRADE, total.....	69	17,552	33	353	x
Merchant wholesalers.....	38	12,522	15	257	x
Petroleum bulk plants, terminals.....	18	2,344	15	29	x
Other types of wholesale.....	13	2,686	3	67	x
SELECTED SERVICE TRADES, 2/ total.....	199	2,248	211	375	339
Personal services.....	112	802	116	214	200
All other service trades.....	87	1,446	95	161	139

x Not available.

1/ Includes employees paid for less than the full workweek.

2/ See General Description on last page for changes from the 1939 Census of Business in the coverage of Service Trades.

Table 2.—CENSUS OF BUSINESS PRELIMINARY RESULTS FOR 1948 FOR CITIES OF 2,500 INHABITANTS OR MORE

SEMINOLE COUNTY, OKLA.

(Data omitted for trade groups where necessary to avoid disclosure)

City and trade group ¹	Number of establishments	1948 sales and receipts (Thousand dollars)	Active proprietors of unincorporated businesses Nov. 1948	Paid employees, workweek ended nearest Nov. 15, 1948	
				Total employees ²	Full workweek employees
Seminole:					
Retail trade.....	189	14,602	166	731	618
Wholesale trade.....	40	13,571	11	232	x
Selected service trades..	84	1,097	82	206	196
Wewoka:					
Retail trade.....	158	7,969	165	466	397
Wholesale trade.....	18	2,866	13	84	x
Selected service trades..	57	578	67	91	80
Remainder of county:					
Retail trade.....	162	4,618	162	195	164
Wholesale trade.....	11	1,115	9	37	x
Selected service trades...	58	573	62	78	63

x Not available.

1/ See General Description on this page for changes from the 1939 Census of Business in the coverage of Service Trades.

2/ Includes employees paid for less than the full workweek.

3/ Includes figures for establishments, other than wholesale, not located in cities of 2,500 inhabitants or more, and wholesale establishments not located in cities of 5,000 inhabitants or more.

GENERAL DESCRIPTION OF PRELIMINARY RELEASES FOR THE 1948 CENSUS OF BUSINESS

This series of releases, of which one is planned for each county in the United States, presents preliminary results of the 1948 Census of Business. The information is based on reports submitted by business establishments for that Census. The figures shown are preliminary, and are subject to revision in the final Census publications, but the changes are expected to be relatively minor with respect to coverage. The final Census figures will be issued in a series of Business Census bulletins which will show additional detailed kind-of-business information for all places where there are a sufficient number of establishments.

The 1948 Census of Business was taken under the provision of the Act of June 19, 1948, which provides that the Business Census be taken for 1948 and for each fifth year thereafter. Previous Business Censuses were taken for the years 1929, 1933, 1935, and 1939.

Scope of the Census.—The 1948 Census of Business covered all establishments in the following trades, as defined by the Standard Industrial Classification Manual, May 1949 issue, of the Executive Office of the President: all retail trades; all wholesale trades; all service trades in the following four groups—personal services, business services, automobile repairs and services, and miscellaneous repair services; hotels; tourist courts and camps; and amusements, including motion picture theaters. Some important services not covered are radio broadcasting and television, medical and health, legal, educational, nonprofit, accounting, and domestic services.

This coverage is similar to that of the 1939 Business Census. However, "custom trades" and "services incidental to transportation," which are no longer included in the standard classification of the service trades, are not covered by the 1948 Census. In a number of localities, these exclusions as well as other changes in the standard classification may have

a considerable effect in comparing 1948 with 1939 data, particularly with respect to establishment count.

Establishment definition.—For Census purposes, a business establishment is defined to include only enterprises conducted from a recognizable place of business, provided that the annual sales were in excess of \$5,000 for a wholesale trade establishment and \$500 for establishments in other trades. A detailed analysis of coverage will be provided in future Census of Business publications.

"Number of establishments" is the number of separate business locations, rather than the number of business companies or organizations, since the Census figures represent information reported separately for each business location or establishment. The establishment count reflects the number of places in business at the end of 1948 excluding administrative and executive offices of multiunit organizations, and "chain store" warehouses.

Sales and receipts.—"1948 sales and receipts" represents sales of merchandise and receipts from repairs and other services to customers. The figures reflect deductions for returned goods and allowances, but not for trade-in allowances; they exclude sales and excise taxes collected from customers and paid directly to any taxing agency.

Proprietors.—"Active proprietors..." represents owners and partners of unincorporated businesses who devoted the major portion of their time to the business in November 1948.

Employment.—"Number of paid employees..." represents all employees on the pay roll for the pay period ending nearest November 15, 1948. "Full workweek" employees, whether regular or seasonal, are those who in the November 15 pay period were paid for working at least the number of hours typically worked in a week by employees of the reporting establishment.

1948 CENSUS OF BUSINESS

RETAIL, WHOLESALE, SERVICE TRADES

U. S. DEPARTMENT OF COMMERCE
BUREAU OF THE CENSUS

PRELIMINARY

For Release April 24, 1950

Release Series BC-1P-35-068

SEQUOYAH COUNTY, OKLA.

Retail, wholesale, and service establishments located in Sequoyah County, Oklahoma, showed a substantial expansion in dollar volume of trade from 1939 to 1948 according to preliminary figures from the 1948 Census of Business released today by the Bureau of the Census, U. S. Department of Commerce.

Retail sales in the county during 1948 aggregated \$4.7 million, an increase of 213 percent over the \$1.5 million in 1939, when the preceding Census of Business was taken. Wholesale sales in the county reached a total of \$13.2 million in 1948 as compared with \$0.7 million in 1939. The service trades included in the Census of Business recorded receipts totaling \$164,000 in 1948 compared with \$118,000 in 1939.

Employment in the county rose over the 9-year period between 1939 and 1948 for the above trades. Establishments in these trades reported a combined total of 286 paid employees for the workweek ended nearest November 15, 1948. This compared with a total of 279 employees reported for the week of November 15, 1939.

These preliminary figures have been derived from a Census report on Sequoyah County, Oklahoma. Final figures, superseding the preliminary data for Sequoyah County, will be included in a Bulletin for the State of Oklahoma to be issued in several months. Similar data will be made available this year in preliminary and final form for each of the counties and States. A single copy of the preliminary release for Sequoyah County as well as an order blank for other area releases may be obtained by writing to the Bureau of the Census, Washington 25, D. C.

90324

Table 1.—CENSUS OF BUSINESS PRELIMINARY RESULTS FOR 1948, BY TRADE GROUP

SEQUOYAH COUNTY, OKLA.

Trade group and kind of business	Number of establishments	1948 sales and receipts (Thousand dollars)	Active proprietors of unincorporated businesses Nov. 1948	Paid employees, workweek ended nearest Nov. 15, 1948	
				Total employees ¹	Full workweek employees
RETAIL TRADE, total.....	183	4,670	186	218	143
Food group.....	67	1,281	67	38	26
Eating and drinking places.....	32	393	31	52	32
General merchandise grp, general stores	17	1,019	17	45	20
Furniture-home furnishings-appliance grp	6	233	7	11	9
Automotive group.....	9	351	10	23	20
Gasoline service stations.....	27	573	30	17	10
Lumber-building-hardware group.....	7	403	5	13	13
Drug and proprietary stores.....	5	167	6	5	4
All other retail stores.....	13	250	13	14	9
WHOLESALE TRADE.....	13	13,220	12	42	x
SELECTED SERVICE TRADES, ^{2/} total.....	48	164	54	26	19
Personal services.....	27	111	31	17	14
All other service trades.....	21	53	23	9	5

x Not available.

^{1/} Includes employees paid for less than the full workweek.

^{2/} See General Description on this page for changes from the 1939 Census of Business in the coverage of Service Trades.

GENERAL DESCRIPTION OF PRELIMINARY RELEASES FOR THE 1948 CENSUS OF BUSINESS

This series of releases, of which one is planned for each county in the United States, presents preliminary results of the 1948 Census of Business. The information is based on reports submitted by business establishments for that Census. The figures shown are preliminary, and are subject to revision in the final Census publications, but the changes are expected to be relatively minor with respect to coverage. The final Census figures will be issued in a series of Business Census bulletins which will show additional detailed kind-of-business information for all places where there are a sufficient number of establishments.

The 1948 Census of Business was taken under the provision of the Act of June 19, 1948, which provides that the Business Census be taken for 1948 and for each fifth year thereafter. Previous Business Censuses were taken for the years 1929, 1933, 1935, and 1939.

Scope of the Census.—The 1948 Census of Business covered all establishments in the following trades, as defined by the Standard Industrial Classification Manual, May 1949 issue, of the Executive Office of the President: all retail trades; all wholesale trades; all service trades in the following four groups—personal services, business services, automobile repairs and services, and miscellaneous repair services; hotels; tourist courts and camps; and amusements, including motion picture theaters. Some important services not covered are radio broadcasting and television, medical and health, legal, educational, nonprofit, accounting, and domestic services.

This coverage is similar to that of the 1939 Business Census. However, "custom trades" and "services incidental to transportation," which are no longer included in the standard classification of the service trades, are not covered by the 1948 Census. In a number of localities, these exclusions as well as

other changes in the standard classification may have a considerable effect in comparing 1948 with 1939 data, particularly with respect to establishment count.

Establishment definition.—For Census purposes, a business establishment is defined to include only enterprises conducted from a recognizable place of business, provided that the annual sales were in excess of \$5,000 for a wholesale trade establishment and \$500 for establishments in other trades. A detailed analysis of coverage will be provided in future Census of Business publications.

"Number of establishments" is the number of separate business locations, rather than the number of business companies or organizations, since the Census figures represent information reported separately for each business location or establishment. The establishment count reflects the number of places in business at the end of 1948 excluding administrative and executive offices of multinit organizations, and "chain store" warehouses.

Sales and receipts.—"1948 sales and receipts" represents sales of merchandise and receipts from repairs and other services to customers. The figures reflect deductions for returned goods and allowances, but not for trade-in allowances; they exclude sales and excise taxes collected from customers and paid directly to any taxing agency.

Proprietors.—"Active proprietors..." represents owners and partners of unincorporated businesses who devoted the major portion of their time to the business in November 1948.

Employment.—"Number of paid employees..." represents all employees on the pay roll for the pay period ending nearest November 15, 1948. "Full workweek" employees, whether regular or seasonal, are those who in the November 15 pay period were paid for working at least the number of hours typically worked in a week by employees of the reporting establishment.

1948 CENSUS OF BUSINESS

RETAIL, WHOLESALE, SERVICE TRADES

U. S. DEPARTMENT OF COMMERCE
BUREAU OF THE CENSUS

PRELIMINARY

For Release April 17, 1950

Release Series BC-1P-35-069

STEPHENS COUNTY, OKLA.

Retail, wholesale, and service establishments located in Stephens County, Oklahoma, showed a substantial expansion in dollar volume of trade from 1939 to 1948 according to preliminary figures from the 1948 Census of Business released today by the Bureau of the Census, U. S. Department of Commerce.

Retail sales in the county during 1948 aggregated \$28.6 million, an increase of 361 percent over the \$6.2 million in 1939, when the preceding Census of Business was taken. Wholesale sales in the county reached a total of \$18.7 million in 1948 as compared with \$2.3 million in 1939. The service trades included in the Census of Business recorded receipts totaling \$1.4 million in 1948 compared with \$0.4 million in 1939.

Employment in the county also rose over the 9-year period between 1939 and 1948 for the above trades. Establishments in these trades reported a combined total of 1,829 paid employees for the workweek ended nearest November 15, 1948. This compared with a total of 885 employees reported for the week of November 15, 1939.

These preliminary figures have been derived from a Census report on Stephens County, Oklahoma, which also includes data for the cities of Duncan and Marlow. Final figures, superseding the preliminary data for Stephens County, will be included in a Bulletin for the State of Oklahoma to be issued in several months. Similar data will be made available this year in preliminary and final form for each of the counties and States. A single copy of the preliminary release for Stephens County as well as an order blank for other area releases may be obtained by writing to the Bureau of the Census, Washington 25, D. C.

Table 1.—CENSUS OF BUSINESS PRELIMINARY RESULTS FOR 1948, BY TRADE GROUP
STEPHENS COUNTY, OKLA.

Trade group and kind of business	Number of establishments	1948 sales and receipts (Thousand dollars)	Active proprietors of unincorporated businesses Nov. 1948	Paid employees, workweek ended nearest Nov. 15, 1948	
				Total employees ¹	Full workweek employees
RETAIL TRADE, total.....	461	28,560	481	1,358	1,158
Food group.....	114	7,006	126	214	169
Eating and drinking places.....	71	1,590	72	219	202
General merchandise grp, general stores	18	3,398	9	248	169
Apparel group.....	18	1,357	20	75	59
Furniture-home furnishgs-appliance grp	26	1,430	27	61	57
Automotive group.....	46	5,698	49	224	218
Gasoline service stations.....	84	2,280	92	74	65
Lumber-building-hardware group.....	34	3,791	32	105	98
Drug and proprietary stores.....	11	922	14	84	76
All other retail stores.....	39	1,088	40	54	45
WHOLESALE TRADE, total.....	45	18,668	30	268	x
Merchant wholesalers.....	24	10,260	20	160	x
Other types of wholesale.....	21	8,408	10	108	x
SELECTED SERVICE TRADES, ² /total.....	156	1,408	177	203	190
Personal services.....	86	790	93	155	146
All other service trades.....	70	618	84	48	44
TOURIST COURTS AND CAMPS.....	8	46	10	2	1
AMUSEMENTS.....	24	442	24	77	x

x Not available.

¹/ Includes employees paid for less than the full workweek.

²/ See General Description on last page for changes from the 1939 Census of Business in the coverage of Service Trades.

Table 2.—CENSUS OF BUSINESS PRELIMINARY RESULTS FOR 1948 FOR CITIES OF 2,500 INHABITANTS OR MORE

STEPHENS COUNTY, OKLA.

(Data omitted for trade groups where necessary to avoid disclosure)

City and trade group ¹	Number of establishments	1948 sales and receipts (Thousand dollars)	Active proprietors of unincorporated businesses Nov. 1948	Paid employees, workweek ended nearest Nov. 15, 1948	
				Total employees ²	Full workweek employees
Duncan:					
Retail trade.....	249	20,772	265	985	840
Wholesale trade.....	39	14,565	28	226	x
Selected service trades....	89	1,080	106	175	165
Marlow:					
Retail trade.....	77	3,901	79	207	189
Selected service trades....	30	177	34	19	16
Remainder of county:					
Retail trade.....	135	3,887	137	166	129
Wholesale trade.....	6	4,103	2	42	x
Selected service trades....	37	151	37	9	9

1/ See General Description on this page for changes from the 1939 Census of Business in the coverage of Service Trades.

2/ Includes employees paid for less than the full workweek.

x Not available.

GENERAL DESCRIPTION OF PRELIMINARY RELEASES FOR THE 1948 CENSUS OF BUSINESS

This series of releases, of which one is planned for each county in the United States, presents preliminary results of the 1948 Census of Business. The information is based on reports submitted by business establishments for that Census. The figures shown are preliminary, and are subject to revision in the final Census publications, but the changes are expected to be relatively minor with respect to coverage. The final Census figures will be issued in a series of Business Census bulletins which will show additional detailed kind-of-business information for all places where there are a sufficient number of establishments.

The 1948 Census of Business was taken under the provision of the Act of June 19, 1948, which provides that the Business Census be taken for 1948 and for each fifth year thereafter. Previous Business Censuses were taken for the years 1929, 1933, 1935, and 1939.

Scope of the Census.—The 1948 Census of Business covered all establishments in the following trades, as defined by the Standard Industrial Classification Manual, May 1949 issue, of the Executive Office of the President: all retail trades; all wholesale trades; all service trades in the following four groups—personal services, business services, automobile repairs and services, and miscellaneous repair services; hotels; tourist courts and camps; and amusements, including motion picture theaters. Some important services not covered are radio broadcasting and television, medical and health, legal, educational, nonprofit, accounting, and domestic services.

This coverage is similar to that of the 1939 Business Census. However, "custom trade" and "services incidental to transportation," which are no longer included in the standard classification of the service trades, are not covered by the 1948 Census. In a number of localities, these exclusions as well as other changes in the standard classification may have

a considerable effect in comparing 1948 with 1939 data, particularly with respect to establishment count.

Establishment definition.—For Census purposes, a business establishment is defined to include only enterprises conducted from a recognizable place of business, provided that the annual sales were in excess of \$5,000 for a wholesale trade establishment and \$500 for establishments in other trades. A detailed analysis of coverage will be provided in future Census of Business publications.

"Number of establishments" is the number of separate business locations, rather than the number of business companies or organizations, since the Census figures represent information reported separately for each business location or establishment. The establishment count reflects the number of places in business at the end of 1948 excluding administrative and executive offices of multiunit organizations, and "chain store" warehouses.

Sales and receipts.—"1948 sales and receipts" represents sales of merchandise and receipts from repairs and other services to customers. The figures reflect deductions for returned goods and allowances, but not for trade-in allowances; they exclude sales and excise taxes collected from customers and paid directly to any taxing agency.

Proprietors.—"Active proprietors..." represents owners and partners of unincorporated businesses who devoted the major portion of their time to the business in November 1948.

Employment.—"Number of paid employees..." represents all employees on the pay roll for the pay period ending nearest November 15, 1948. "Full workweek" employees, whether regular or seasonal, are those who in the November 15 pay period were paid for working at least the number of hours typically worked in a week by employees of the reporting establishment.

1948 CENSUS OF BUSINESS

RETAIL, WHOLESALE, SERVICE TRADES

U. S. DEPARTMENT OF COMMERCE
BUREAU OF THE CENSUS

PRELIMINARY

For Release April 20, 1950

Release Series BC-1P-35-070

TEXAS COUNTY, OKLA.

Retail, wholesale, and service establishments located in Texas County, Oklahoma, showed a substantial expansion in dollar volume of trade from 1939 to 1948 according to preliminary figures from the 1948 Census of Business released today by the Bureau of the Census, U. S. Department of Commerce.

Retail sales in the county during 1948 aggregated \$15.1 million, an increase of 421 percent over the \$2.9 million in 1939, when the preceding Census of Business was taken. Wholesale sales in the county reached a total of \$31.7 million in 1948 as compared with \$1.6 million in 1939. The service trades included in the Census of Business recorded receipts totaling \$569,000 in 1948 compared with \$109,000 in 1939.

Employment in the county also rose over the 9-year period between 1939 and 1948 for the above trades. Establishments in these trades reported a combined total of 884 paid employees for the workweek ended nearest November 15, 1948. This compared with a total of 327 employees reported for the week of November 15, 1939.

These preliminary figures have been derived from a Census report on Texas County, Oklahoma. Final figures, superseding the preliminary data for Texas County, will be included in a Bulletin for the State of Oklahoma to be issued in several months. Similar data will be made available this year in preliminary and final form for each of the counties and States. A single copy of the preliminary release for Texas County as well as an order blank for other area releases may be obtained by writing to the Bureau of the Census, Washington 25, D. C.

Table 1.—CENSUS OF BUSINESS PRELIMINARY RESULTS FOR 1948, BY TRADE GROUP
TEXAS COUNTY, OKLA.

Trade group and kind of business	Number of establishments	1948 sales and receipts (Thousand dollars)	Active proprietors of unincorporated businesses Nov. 1948	Paid employees, workweek ended nearest Nov. 15, 1948	
				Total employees ¹	Full workweek employees
RETAIL TRADE, total.....	187	15,085	201	638	500
Food group.....	28	2,877	26	107	60
Eating and drinking places.....	36	1,001	40	122	108
General merchandise grp, general stores.....	10	681	9	65	38
Apparel group.....	12	646	13	30	27
Furniture-home furnishings-appliance grp.....	11	590	14	19	14
Automotive group.....	13	3,078	16	73	72
Gasoline service stations.....	29	1,094	32	66	52
Lumber-building-hardware group.....	29	4,062	30	104	82
Drug and proprietary stores.....	5	598	5	42	38
All other retail stores.....	14	458	16	10	9
WHOLESALE TRADE, total.....	56	31,667	37	190	x
Merchant wholesalers.....	13	2,999	11	68	x
Other types of wholesale.....	43	28,668	26	122	x
SELECTED SERVICE TRADES, ² /total.....	62	569	70	56	43
Personal services.....	36	266	41	40	29
All other service trades.....	26	303	29	16	14
HOTELS.....	8	90	6	12	12

x Not available.

¹/ Includes employees paid for less than the full workweek.

²/ See General Description on last page for changes from the 1939 Census of Business in the coverage of Service Trades.

GENERAL DESCRIPTION OF PRELIMINARY RELEASES FOR THE 1948 CENSUS OF BUSINESS

This series of releases, of which one is planned for each county in the United States, presents preliminary results of the 1948 Census of Business. The information is based on reports submitted by business establishments for that Census. The figures shown are preliminary, and are subject to revision in the final Census publications, but the changes are expected to be relatively minor with respect to coverage. The final Census figures will be issued in a series of Business Census bulletins which will show additional detailed kind-of-business information for all places where there are a sufficient number of establishments.

The 1948 Census of Business was taken under the provision of the Act of June 19, 1948, which provides that the Business Census be taken for 1948 and for each fifth year thereafter. Previous Business Censuses were taken for the years 1929, 1933, 1935, and 1939.

Scope of the Census.—The 1948 Census of Business covered all establishments in the following trades, as defined by the Standard Industrial Classification Manual, May 1949 issue, of the Executive Office of the President: all retail trades; all wholesale trades; all service trades in the following four groups—personal services, business services, automobile repairs and services, and miscellaneous repair services; hotels; tourist courts and camps; and amusements, including motion picture theaters. Some important services not covered are radio broadcasting and television, medical and health, legal, educational, nonprofit, accounting, and domestic services.

This coverage is similar to that of the 1939 Business Census. However, "custom trades" and "services incidental to transportation," which are no longer included in the standard classification of the service trades, are not covered by the 1948 Census. In a number of localities, these exclusions as well as other changes in the standard classification may have a considerable effect in comparing

1948 with 1939 data, particularly with respect to establishment count.

Establishment definition.—For Census purposes, a business establishment is defined to include only enterprises conducted from a recognizable place of business, provided that the annual sales were in excess of \$5,000 for a wholesale trade establishment and \$500 for establishments in other trades. A detailed analysis of coverage will be provided in future Census of Business publications.

"Number of establishments" is the number of separate business locations, rather than the number of business companies or organizations, since the Census figures represent information reported separately for each business location or establishment. The establishment count reflects the number of places in business at the end of 1948 excluding administrative and executive offices of multiunit organizations, and "chain store" warehouses.

Sales and receipts.—"1948 sales and receipts" represents sales of merchandise and receipts from repairs and other services to customers. The figures reflect deductions for returned goods and allowances, but not for trade-in allowances; they exclude sales and excise taxes collected from customers and paid directly to any taxing agency.

Proprietors.—"Active proprietors..." represents owners and partners of unincorporated businesses who devoted the major portion of their time to the business in November 1948.

Employment.—"Number of paid employees..." represents all employees on the pay roll for the pay period ending nearest November 15, 1948. "Full workweek" employees, whether regular or seasonal, are those who in the November 15 pay period were paid for working at least the number of hours typically worked in a week by employees of the reporting establishment.

1948 CENSUS OF BUSINESS

RETAIL, WHOLESALE, SERVICE TRADES

U. S. DEPARTMENT OF COMMERCE
BUREAU OF THE CENSUS

PRELIMINARY

For Release May 1, 1950

Release Series BC-1P-35-071

TILLMAN COUNTY, OKLA.

Retail, wholesale, and service establishments located in Tillman County, Oklahoma, showed a substantial expansion in dollar volume of trade from 1939 to 1948 according to preliminary figures from the 1948 Census of Business released today by the Bureau of the Census, U. S. Department of Commerce.

Retail sales in the county during 1948 aggregated \$14.0 million, an increase of 338 percent over the \$3.2 million in 1939, when the preceding Census of Business was taken. Wholesale sales in the county reached a total of \$12.0 million in 1948 as compared with \$1.2 million in 1939. The service trades included in the Census of Business recorded receipts totaling \$633,000 in 1948 compared with \$174,000 in 1939.

Employment in the county also rose over the 9-year period between 1939 and 1948 for the above trades. Establishments in these trades reported a combined total of 862 paid employees for the workweek ended nearest November 15, 1948. This compared with a total of 508 employees reported for the week of November 15, 1939.

These preliminary figures have been derived from a Census report on Tillman County, Oklahoma, which also includes data for the city of Frederick. Final figures, superseding the preliminary data for Tillman County, will be included in a Bulletin for the State of Oklahoma to be issued in several months. Similar data will be made available this year in preliminary and final form for each of the counties and States. A single copy of the preliminary release for Tillman County as well as an order blank for other area releases may be obtained by writing to the Bureau of the Census, Washington 25, D. C.

Table 1.—CENSUS OF BUSINESS PRELIMINARY RESULTS FOR 1948, BY TRADE GROUP
TILLMAN COUNTY, OKLA.

Trade group and kind of business	Number of establishments	1948 sales and receipts (Thousand dollars)	Active proprietors of unincorporated businesses Nov. 1948	Paid employees, workweek ended nearest Nov. 15, 1948	
				Total employees ¹	Full workweek employees
RETAIL TRADE, total.....	231	13,993	237	697	570
Food group.....	55	3,094	66	100	63
Eating and drinking places.....	38	522	39	98	85
General merchandise grp, general stores.	11	1,141	9	67	45
Apparel group.....	12	794	13	51	36
Furniture-home furnishgs-appliance grp.	11	774	13	44	43
Automotive group.....	20	2,644	15	104	101
Gasoline service stations.....	33	1,182	36	58	45
Lumber-building-hardware group.....	31	3,130	26	114	111
Drug and proprietary stores.....	12	507	13	52	32
All other retail stores.....	8	205	7	9	9
WHOLESALE TRADE, total.....	35	11,967	29	69	x
Merchant wholesalers.....	8	429	7	7	x
Other types of wholesale.....	27	11,538	22	62	x
SELECTED SERVICE TRADES, ² / total.....	67	633	73	96	81
Personal services.....	39	354	42	68	58
All other service trades.....	28	279	31	28	23

x Not available.

¹/ Includes employees paid for less than the full workweek.

²/ See General Description on last page for changes from the 1939 Census of Business in the coverage of Service Trades.

Table 2.—CENSUS OF BUSINESS PRELIMINARY RESULTS FOR 1948 FOR CITIES OF 2,500 INHABITANTS OR MORE

TILLMAN COUNTY, OKLA.

(Data omitted for trade groups where necessary to avoid disclosure)

City and trade group ¹	Number of establishments	1948 sales and receipts (Thousand dollars)	Active proprietors of unincorporated businesses Nov. 1948	Paid employees, workweek ended nearest Nov. 15, 1948	
				Total employees ²	Full workweek employees
Frederick:					
Retail trade.....	115	8,809	115	470	391
Wholesale trade.....	24	9,024	23	46	x
Selected service trades.....	40	445	46	73	65
Remainder of county:					
Retail trade.....	116	5,184	122	227	179
Wholesale trade.....	11	2,943	6	23	x
Selected service trades.....	27	188	27	23	16

x Not available.

1/ See General Description on this page for changes from the 1939 Census of Business in the coverage of Service Trades.

2/ Includes employees paid for less than the full workweek.

GENERAL DESCRIPTION OF PRELIMINARY RELEASES FOR THE 1948 CENSUS OF BUSINESS

This series of releases, of which one is planned for each county in the United States, presents preliminary results of the 1948 Census of Business. The information is based on reports submitted by business establishments for that Census. The figures shown are preliminary, and are subject to revision in the final Census publications, but the changes are expected to be relatively minor with respect to coverage. The final Census figures will be issued in a series of Business Census bulletins which will show additional detailed kind-of-business information for all places where there are a sufficient number of establishments.

The 1948 Census of Business was taken under the provision of the Act of June 19, 1948, which provides that the Business Censuses be taken for 1948 and for each fifth year thereafter. Previous Business Censuses were taken for the years 1929, 1933, 1935, and 1939.

Scope of the Census.—The 1948 Census of Business covered all establishments in the following trades, as defined by the Standard Industrial Classification Manual, May 1949 issue, of the Executive Office of the President: all retail trades; all wholesale trades; all service trades in the following four groups—personal services, business services, automobile repairs and services, and miscellaneous repair services; hotels; tourist courts and camps; and amusements, including motion picture theaters. Some important services not covered are radio broadcasting and television, medical and health, legal, educational, nonprofit, accounting, and domestic services.

This coverage is similar to that of the 1939 Business Census. However, "custom trades" and "services incidental to transportation," which are no longer included in the standard classification of the service trades, are not covered by the 1948 Census. In a number of localities, these exclusions as well as

other changes in the standard classification may have a considerable effect in comparing 1948 with 1939 data, particularly with respect to establishment count.

Establishment definition.—For Census purposes, a business establishment is defined to include only enterprises conducted from a recognizable place of business, provided that the annual sales were in excess of \$5,000 for a wholesale trade establishment and \$500 for establishments in other trades. A detailed analysis of coverage will be provided in future Census of Business publications.

"Number of establishments" is the number of separate business locations, rather than the number of business companies or organizations, since the Census figures represent information reported separately for each business location or establishment. The establishment count reflects the number of places in business at the end of 1948 excluding administrative and executive offices of multiunit organizations, and "chain store" warehouses.

Sales and receipts.—"1948 sales and receipts" represents sales of merchandise and receipts from repairs and other services to customers. The figures reflect deductions for returned goods and allowances, but not for trade-in allowances; they exclude sales and excise taxes collected from customers and paid directly to any taxing agency.

Proprietors.—"Active proprietors..." represents owners and partners of unincorporated businesses who devoted the major portion of their time to the business in November 1948.

Employment.—"Number of paid employees..." represents all employees on the pay roll for the pay period ending nearest November 15, 1948. "Full workweek" employees, whether regular or seasonal, are those who in the November 15 pay period were paid for working at least the number of hours typically worked in a week by employees of the reporting establishment.

1948 CENSUS OF BUSINESS

RETAIL, WHOLESALE, SERVICE TRADES

U. S. DEPARTMENT OF COMMERCE
BUREAU OF THE CENSUS

PRELIMINARY

For Release May 29, 1950

Release Series BC-1P-35-072

TULSA COUNTY, OKLA.

Retail, wholesale, and service establishments located in Tulsa County, Oklahoma, showed a substantial expansion in dollar volume of trade from 1939 to 1948 according to preliminary figures from the 1948 Census of Business released today by the Bureau of the Census, U. S. Department of Commerce.

Retail sales in the county during 1948 aggregated \$254.0 million, an increase of 242 percent over the \$74.3 million sales in 1939, when the preceding Census of Business was taken. Wholesale sales volume in the county showed a 323 percent rise over the same period, reaching a total of \$361.4 million in 1948 as compared with \$85.5 million in 1939. The service trades included in the Census of Business reported receipts totaling \$20.8 million in 1948 compared with \$6.0 million in 1939. Amusement businesses in the county recorded receipts of \$4.0 million in 1948. No comparable figure for 1939 is available.

Employment in the county also rose over the 9-year period between 1939 and 1948 for the trades covered by the Census of Business. Retail trade establishments reported 14,400 paid employees for the workweek ended nearest November 15, 1948. Of these, 12,218 worked the full week, and the remainder part of the week. The comparable total and full workweek figures for 1939 were 10,092 and 8,412. Wholesale trade establishments reported a total of 6,136 full- and part-week employees for the week of November 15, 1948, compared with 3,167 for the same week in 1939. For the selected service trades, November 15, 1948, paid employees numbered 3,419; the comparable figure for 1939, adjusted for change in scope between the two Censuses, was 2,449.

These preliminary figures have been derived from a Census report on Tulsa County, Oklahoma. The report also contains data for the cities of Sand Springs and Tulsa.

Final figures, superseding the preliminary data for Tulsa County, will be included in a Bulletin for the State of Oklahoma to be issued in several months. Similar data will be made available this year in preliminary and final form for each of the counties and States. A single copy of the preliminary release for Tulsa County as well as an order blank for other area releases may be obtained by writing to the Bureau of the Census, Washington 25, D. C.

91893

Table 1.--CENSUS OF BUSINESS PRELIMINARY RESULTS FOR 1948, BY TRADE GROUP
TULSA COUNTY, OKLA.

Trade group and kind of business	Number of establishments	1948 sales and receipts (Thousand dollars)	Active proprietors of unincorporated businesses Nov. 1948	Paid employees, workweek ended nearest Nov. 15, 1948	
				Total employees ¹	Full workweek employees
RETAIL TRADE, total.....	2,663	254,005	2,584	14,400	12,218
Food group.....	671	51,497	677	1,713	1,393
Eating and drinking places.....	596	15,922	641	2,522	2,109
General merchandise grp, general stores.	82	36,502	63	3,352	2,602
Apparel group.....	123	20,373	96	1,346	1,169
Furniture-home furnishgs-appliance grp.	138	14,887	141	937	894
Automotive group.....	188	53,337	180	1,243	1,197
Gasoline service stations.....	330	12,309	323	728	584
Lumber-building-hardware group.....	139	21,703	112	876	815
Drug and proprietary stores.....	115	9,116	95	681	601
All other retail stores.....	281	18,359	256	1,002	854
WHOLESALE TRADE, total.....	513	361,372	264	6,136	x
Merchant wholesalers, total.....	337	168,522	198	4,578	x
Groceries, foods.....	53	36,741	46	1,174	x
Hardware, elec'l, plum'g, and heat'g.	34	22,522	15	431	x
Mach'y, equip't, industrial supplies.	111	54,725	53	1,348	x
Automotive parts, accessories.....	44	6,964	30	362	x
All other merchant wholesalers.....	95	47,570	54	1,263	x
Manufact'rs' sales branches, offices...	105	143,307	5	1,333	x
Agents, brokers (merchandise).....	38	31,986	30	87	x
Other types of wholesale.....	33	17,557	31	138	x
SELECTED SERVICE TRADES, ² /total.....	995	20,796	1,013	3,419	3,210
Personal services.....	557	9,743	564	2,348	2,236
Business services.....	53	1,814	43	276	238
Automotive repairs and services.....	235	5,751	238	544	506
Other repair services.....	150	3,488	168	251	230
HOTELS.....		Data withheld to avoid disclosure.			
TOURIST COURTS AND CAMPS.....	37	459	43	44	42
AMUSEMENTS.....	81	4,040	68	615	x

x Not available.

1/ Includes employees paid for less than the full workweek.

2/ See General Description on last page for changes from the 1939 Census of Business in the coverage of Service Trades.

Table 2.—CENSUS OF BUSINESS PRELIMINARY RESULTS FOR 1948 FOR CITIES OF 2,500 INHABITANTS OR MORE

TULSA COUNTY, OKLA.

(Data omitted for trade groups where necessary to avoid disclosure)

City and trade group ¹	Number of establishments	1948 sales and receipts (Thousand dollars)	Active proprietors of unincorporated businesses Nov. 1948	Paid employees, workweek ended nearest Nov. 15, 1948	
				Total employees ²	Full workweek employees
Sand Springs:					
Retail trade.....	90	5,459	84	261	200
Wholesale trade.....		Included with "Remainder of county."			
Selected service trades...	35	288	38	52	46
Amusements.....		Included with "Remainder of county."			
Tulsa:					
Retail trade.....	2,112	229,966	2,017	13,350	11,400
Wholesale trade.....	488	343,169	246	6,055	x
Selected service trades...	858	19,632	868	3,254	3,085
Hotels.....	73	3,434	61	771	755
Tourist courts and camps..	13	215	15	13	12
Amusements.....	59	3,558	51	535	x
Remainder of county: ^{3/}					
Retail trade.....	461	18,580	483	789	618
Wholesale trade.....	25	18,203	18	81	x
Selected service trades...	102	876	107	113	79
Tourist courts and camps..	24	244	28	31	30
Amusements.....	22	482	17	80	x

x Not available.

1/ See General Description on this page for changes from the 1939 Census of Business in the coverage of Service Trades.

2/ Includes employees paid for less than the full workweek.

3/ Except as indicated above, includes figures for establishments, other than wholesale, not located in cities of 2,500 inhabitants or more, and wholesale establishments not located in cities of 5,000 inhabitants or more.

GENERAL DESCRIPTION OF PRELIMINARY RELEASES FOR THE 1948 CENSUS OF BUSINESS

This series of releases, of which one is planned for each county in the United States, presents preliminary results of the 1948 Census of Business. The information is based on reports submitted by business establishments for that Census. The figures shown are preliminary, and are subject to revision in the final Census publications, but the changes are expected to be relatively minor with respect to coverage. The final Census figures will be issued in a series of Business Census bulletins which will show additional detailed kind-of-business information for all places where there are a sufficient number of establishments.

The 1948 Census of Business was taken under the provision of the Act of June 19, 1948, which provides that the Business Census be taken for 1948 and for each fifth year thereafter. Previous Business Censuses were taken for the years 1929, 1933, 1935, and 1939.

Scope of the Census.—The 1948 Census of Business covered all establishments in the following trades, as defined by the Standard Industrial Classification Manual, May 1949 issue, of the Executive Office of the President: all retail trades; all wholesale trades; all service trades in the following four groups—personal services, business services, automobile repairs and services, and miscellaneous repair services; hotels; tourist courts and camps; and amusements, including motion picture theaters. Some important services not covered are radio broadcasting and television, medical and health, legal, educational, nonprofit, accounting, and domestic services.

This coverage is similar to that of the 1939 Business Census. However, "custom trades" and "services incidental to transportation," which are no longer included in the standard classification of the service trades, are not covered by the

a considerable effect in comparing 1948 with 1939 data, particularly with respect to establishment count.


Establishment definition.—For Census purposes, a business establishment is defined to include only enterprises conducted from a recognizable place of business, provided that the annual sales were in excess of \$5,000 for a wholesale trade establishment and \$500 for establishments in other trades. A detailed analysis of coverage will be provided in future Census of Business publications.

"Number of establishments" is the number of separate business locations, rather than the number of business companies or organizations, since the Census figures represent information reported separately for each business location or establishment. The establishment count reflects the number of places in business at the end of 1948 excluding administrative and executive offices of multiunit organizations, and "chain store" warehouses.

Sales and receipts.—"1948 sales and receipts" represents sales of merchandise and receipts from repairs and other services to customers. The figures reflect deductions for returned goods and allowances, but not for trade-in allowances; they exclude sales and excise taxes collected from customers and paid directly to any taxing agency.

Proprietors.—"Active proprietors..." represents owners and partners of unincorporated businesses who devoted the major portion of their time to the business in November 1948.

Employment.—"Number of paid employees..." represents all employees on the pay roll for the pay period ending nearest November 15, 1948. "Full workweek" employees, whether regular or seasonal, are those who in the November 15 pay period



1948 CENSUS OF BUSINESS

RETAIL, WHOLESALE, SERVICE TRADES

U. S. DEPARTMENT OF COMMERCE
BUREAU OF THE CENSUS

PRELIMINARY

For Release April 13, 1950

Release Series BC-1P-35-073

WAGONER COUNTY, OKLA.

Retail, wholesale, and service establishments located in Wagoner County, Oklahoma, showed a substantial expansion in dollar volume of trade from 1939 to 1948 according to preliminary figures from the 1948 Census of Business released today by the Bureau of the Census, U. S. Department of Commerce.

Retail sales in the county during 1948 aggregated \$6.3 million, an increase of 250 percent over the \$1.8 million in 1939, when the preceding Census of Business was taken. Wholesale sales in the county reached a total of \$1.3 million in 1948 as compared with \$0.5 million in 1939. The service trades included in the Census of Business recorded receipts totaling \$230,000 in 1948 compared with \$69,000 in 1939.

Employment in the county also rose over the 9-year period between 1939 and 1948 for the above trades. Establishments in these trades reported a combined total of 304 paid employees for the workweek ended nearest November 15, 1948. This compared with a total of 198 employees reported for the week of November 15, 1939.

These preliminary figures have been derived from a Census report on Wagoner County, Oklahoma, which also includes data for the city of Wagoner. Final figures, superseding the preliminary data for Wagoner County, will be included in a Bulletin for the State of Oklahoma to be issued in several months. Similar data will be made available this year in preliminary and final form for each of the counties and States. A single copy of the preliminary release for Wagoner County as well as an order blank for other area releases may be obtained by writing to the Bureau of the Census, Washington 25, D. C.

Table 1.—CENSUS OF BUSINESS PRELIMINARY RESULTS FOR 1948, BY TRADE GROUP

WAGONER COUNTY, OKLA.

Trade group and kind of business	Number of establishments	1948 sales and receipts (Thousand dollars)	Active proprietors of unincorporated businesses Nov. 1948	Paid employees, workweek ended nearest Nov. 15, 1948	
				Total employees ¹	Full workweek employees
RETAIL TRADE, total.....	188	6,312	192	255	208
Food group.....	63	1,730	59	46	32
Eating and drinking places.....	36	256	41	33	25
General merchandise grp, general stores	6	495	8	24	22
Apparel group.....	8	295	14	16	14
Furniture-home furnishgs-appliance grp.	5	243	5	11	11
Automotive group.....	14	777	12	30	27
Gasoline service stations.....	21	453	20	15	14
Lumber-building-hardware group.....	15	1,548	14	44	41
Drug and proprietary stores.....	8	276	8	25	13
All other retail stores.....	12	239	11	11	9
WHOLESALE TRADE.....	14	1,348	8	21	x
SELECTED SERVICE TRADES, ^{2/} total.....	44	230	42	28	24
Personal services.....	28	138	25	20	17
All other service trades.....	16	92	17	8	7

x Not available.

^{1/} Includes employees paid for less than the full workweek.

^{2/} See General Description on last page for changes from the 1939 Census of Business in the coverage of Service Trades.

Table 2.—CENSUS OF BUSINESS PRELIMINARY RESULTS FOR 1948 FOR CITIES OF 2,500 INHABITANTS OR MORE

WAGONER COUNTY, OKLA.

(Data omitted for trade groups where necessary to avoid disclosure)

City and trade group ¹	Number of establishments	1948 sales and receipts (Thousand dollars)	Active proprietors of unincorporated businesses Nov. 1948	Paid employees, workweek ended nearest Nov. 15, 1948	
				Total employees ²	Full workweek employees
Wagoner:					
Retail trade.....	83	4,189	89	177	149
Selected service trades....	26	151	23	24	22
Remainder of county:					
Retail trade.....	105	2,123	103	78	59
Selected service trades....	18	79	19	4	2

1/ See General Description on this page for changes from 1939 Census of Business in the coverage of Service Trades.

2/ Includes employees paid for less than the full workweek.

GENERAL DESCRIPTION OF PRELIMINARY RELEASES FOR THE 1948 CENSUS OF BUSINESS

This series of releases, of which one is planned for each county in the United States, presents preliminary results of the 1948 Census of Business. The information is based on reports submitted by business establishments for that Census. The figures shown are preliminary, and are subject to revision in the final Census publications, but the changes are expected to be relatively minor with respect to coverage. The final Census figures will be issued in a series of Business Census bulletins which will show additional detailed kind-of-business information for all places where there are a sufficient number of establishments.

The 1948 Census of Business was taken under the provision of the Act of June 19, 1948, which provides that the Business Census be taken for 1948 and for each fifth year thereafter. Previous Business Censuses were taken for the years 1929, 1933, 1935, and 1939.

Scope of the Census.—The 1948 Census of Business covered all establishments in the following trades, as defined by the Standard Industrial Classification Manual, May 1949 issue, of the Executive Office of the President: all retail trades; all wholesale trades; all service trades in the following four groups—personal services, business services, automobile repairs and services, and miscellaneous repair services; hotels; tourist courts and camps; and amusements, including motion picture theaters. Some important services not covered are radio broadcasting and television, medical and health, legal, educational, nonprofit, accounting, and domestic services.

This coverage is similar to that of the 1939 Business Census. However, "custom trades" and "services incidental to transportation," which are no longer included in the standard classification of the service trades, are not covered by the 1948 Census. In a number of localities, these exclusions as well as

other changes in the standard classification may have a considerable effect in comparing 1948 with 1939 data, particularly with respect to establishment count.

Establishment definition.—For Census purposes, a business establishment is defined to include only enterprises conducted from a recognizable place of business, provided that the annual sales were in excess of \$5,000 for a wholesale trade establishment and \$500 for establishments in other trades. A detailed analysis of coverage will be provided in future Census of Business publications.

"Number of establishments" is the number of separate business locations, rather than the number of business companies or organizations, since the Census figures represent information reported separately for each business location or establishment. The establishment count reflects the number of places in business at the end of 1948 excluding administrative and executive offices of multiunit organizations, and "chain store" warehouses.

Sales and receipts.—"1948 sales and receipts" represents sales of merchandise and receipts from repairs and other services to customers. The figures reflect deductions for returned goods and allowances, but not for trade-in allowances; they exclude sales and excise taxes collected from customers and paid directly to any taxing agency.

Proprietors.—"Active proprietors..." represents owners and partners of unincorporated businesses who devoted the major portion of their time to the business in November 1948.

Employment.—"Number of paid employees..." represents all employees on the pay roll for the pay period ending nearest November 15, 1948. "Full workweek" employees, whether regular or seasonal, are those who in the November 15 pay period were paid for working at least the number of hours typically worked in a week by employees of the reporting establishment.

1948 CENSUS OF BUSINESS

RETAIL, WHOLESALE, SERVICE TRADES

U. S. DEPARTMENT OF COMMERCE
BUREAU OF THE CENSUS

PRELIMINARY

For Release May 8, 1950

Release Series BC-1P-35-074

WASHINGTON COUNTY, OKLA.

Retail, wholesale, and service establishments located in Washington County, Oklahoma, showed a substantial expansion in dollar volume of trade from 1939 to 1948 according to preliminary figures from the 1948 Census of Business released today by the Bureau of the Census, U. S. Department of Commerce.

Retail sales in the county during 1948 aggregated \$25.3 million, an increase of 175 percent over the \$9.2 million in 1939, when the preceding Census of Business was taken. Wholesale sales in the county reached a total of \$9.7 million in 1948 as compared with \$2.2 million in 1939. The service trades included in the Census of Business recorded receipts totaling \$962,000 in 1948 compared with \$617,000 in 1939.

Employment in the county also rose over the 9-year period between 1939 and 1948 for the above trades. Establishments in these trades reported a combined total of 1,513 paid employees for the workweek ended nearest November 15, 1948. This compared with a total of 1,356 employees reported for the week of November 15, 1939.

These preliminary figures have been derived from a Census report on Washington County, Oklahoma, which also includes data for the city of Bartlesville. Final figures, superseding the preliminary data for Washington County, will be included in a Bulletin for the State of Oklahoma to be issued in several months. Similar data will be made available this year in preliminary and final form for each of the counties and States. A single copy of the preliminary release for Washington County as well as an order blank for other area releases may be obtained by writing to the Bureau of the Census, Washington 25, D. C.

Table 1.—CENSUS OF BUSINESS PRELIMINARY RESULTS FOR 1948, BY TRADE GROUP

WASHINGTON COUNTY, OKLA.

Trade group and kind of business	Number of establishments	1948 sales and receipts (Thousand dollars)	Active proprietors of unincorporated businesses Nov. 1948	Paid employees, workweek ended nearest Nov. 15, 1948	
				Total employees ¹	Full workweek employees
RETAIL TRADE, total.....	344	25,256	355	1,226	1,024
Food group.....	83	6,054	80	215	175
Eating and drinking places.....	67	1,153	81	141	112
General merchandise grp, general stores..	7	2,756	3	222	154
Apparel group.....	23	1,794	23	83	74
Furniture-home furnishgs-appliance grp..	19	1,224	18	52	50
Automotive group.....	27	4,702	25	180	175
Gasoline service stations.....	46	965	48	45	36
Lumber-building-hardware group.....	23	3,137	26	88	78
Drug and proprietary stores.....	15	1,211	14	105	95
All other retail stores.....	34	2,260	37	95	75
WHOLESALE TRADE.....	25	9,689	23	92	x
SELECTED SERVICE TRADES, ² /total.....	92	962	101	195	189
Personal services.....	69	837	77	186	180
All other service trades.....	23	125	24	9	9

x Not available.

¹/ Includes employees paid for less than the full workweek.

²/ See General Description on last page for changes from the 1939 Census of Business in the coverage of Service Trades.

Table 2.—CENSUS OF BUSINESS PRELIMINARY RESULTS FOR 1948 FOR CITIES OF 2,500 INHABITANTS OR MORE
WASHINGTON COUNTY, OKLA.

(Data omitted for trade groups where necessary to avoid disclosure)

City and trade group ¹	Number of establishments	1948 sales and receipts (Thousand dollars)	Active proprietors of unincorporated businesses Nov. 1948	Paid employees, workweek ended nearest Nov. 15, 1948	
				Total employees ²	Full workweek employees
Bartlesville:					
Retail trade.....	238	22,519	245	1,102	928
Selected service trades....	66	896	74	188	185
Remainder of county:					
Retail trade.....	106	2,737	110	124	96
Selected service trades....	26	66	27	7	4

1/ See General Description on this page for changes from the 1939 Census of Business in the coverage of Service Trades.

2/ Includes employees paid for less than the full workweek.

GENERAL DESCRIPTION OF PRELIMINARY RELEASES FOR THE 1948 CENSUS OF BUSINESS

This series of releases, of which one is planned for each county in the United States, presents preliminary results of the 1948 Census of Business. The information is based on reports submitted by business establishments for that Census. The figures shown are preliminary, and are subject to revision in the final Census publications, but the changes are expected to be relatively minor with respect to coverage. The final Census figures will be issued in a series of Business Census bulletins which will show additional detailed kind-of-business information for all places where there are a sufficient number of establishments.

The 1948 Census of Business was taken under the provision of the Act of June 19, 1948, which provides that the Business Census be taken for 1948 and for each fifth year thereafter. Previous Business Censuses were taken for the years 1929, 1933, 1935, and 1939.

Scope of the Census.—The 1948 Census of Business covered all establishments in the following trades, as defined by the Standard Industrial Classification Manual, May 1949 issue, of the Executive Office of the President: all retail trades; all wholesale trades; all service trades in the following four groups—personal services, business services, automobile repairs and services, and miscellaneous repair services; hotels; tourist courts and camps; and amusements, including motion picture theaters. Some important services not covered are radio broadcasting and television, medical and health, legal, educational, nonprofit, accounting, and domestic services.

This coverage is similar to that of the 1939 Business Census. However, "custom trades" and "services incidental to transportation," which are no longer included in the standard classification of the service trades, are not covered by the 1948 Census. In a number of localities, these exclusions as well as

other changes in the standard classification may have a considerable effect in comparing 1948 with 1939 data, particularly with respect to establishment count.

Establishment definition.—For Census purposes, a business establishment is defined to include only enterprises conducted from a recognizable place of business, provided that the annual sales were in excess of \$5,000 for a wholesale trade establishment and \$500 for establishments in other trades. A detailed analysis of coverage will be provided in future Census of Business publications.

"Number of establishments" is the number of separate business locations, rather than the number of business companies or organizations, since the Census figures represent information reported separately for each business location or establishment. The establishment count reflects the number of places in business at the end of 1948 excluding administrative and executive offices of multiunit organizations, and "chain store" warehouses.

Sales and receipts.—"1948 sales and receipts" represents sales of merchandise and receipts from repairs and other services to customers. The figures reflect deductions for returned goods and allowances, but not for trade-in allowances; they exclude sales and excise taxes collected from customers and paid directly to any taxing agency.

Proprietors.—"Active proprietors..." represents owners and partners of unincorporated businesses who devoted the major portion of their time to the business in November 1948.

Employment.—"Number of paid employees..." represents all employees on the pay roll for the pay period ending nearest November 15, 1948. "Full workweek" employees, whether regular or seasonal, are those who in the November 15 pay period were paid for working at least the number of hours typically worked in a week by employees of the reporting establishment.

1948 CENSUS OF BUSINESS

RETAIL, WHOLESALE, SERVICE TRADES

U. S. DEPARTMENT OF COMMERCE
BUREAU OF THE CENSUS

PRELIMINARY

For Release May 1, 1950

Release Series BC-1P-35-075

WASHITA COUNTY, OKLA.

Retail, wholesale, and service establishments located in Washita County, Oklahoma, showed a substantial expansion in dollar volume of trade from 1939 to 1948 according to preliminary figures from the 1948 Census of Business released today by the Bureau of the Census, U. S. Department of Commerce.

Retail sales in the county during 1948 aggregated \$9.9 million, an increase of 219 percent over the \$3.1 million in 1939, when the preceding Census of Business was taken. Wholesale sales in the county reached a total of \$4.7 million in 1948 as compared with \$1.2 million in 1939. The service trades included in the Census of Business recorded receipts totaling \$478,000 in 1948 compared with \$138,000 in 1939.

Employment in the county also rose over the 9-year period between 1939 and 1948 for the above trades. Establishments in these trades reported a combined total of 473 paid employees for the workweek ended nearest November 15, 1948. This compared with a total of 407 employees reported for the week of November 15, 1939.

These preliminary figures have been derived from a Census report on Washita County, Oklahoma, which also includes data for the city of Cordell. Final figures, superseding the preliminary data for Washita County, will be included in a Bulletin for the State of Oklahoma to be issued in several months. Similar data will be made available this year in preliminary and final form for each of the counties and States. A single copy of the preliminary release for Washita County as well as an order blank for other area releases may be obtained by writing to the Bureau of the Census, Washington 25, D. C.

Table 1.—CENSUS OF BUSINESS PRELIMINARY RESULTS FOR 1948, BY TRADE GROUP

WASHITA COUNTY, OKLA.

Trade group and kind of business	Number of establishments	1948 sales and receipts (Thousand dollars)	Active proprietors of unincorporated businesses Nov. 1948	Paid employees, workweek ended nearest Nov. 15, 1948	
				Total employees ¹	Full workweek employees
RETAIL TRADE, total.....	197	9,890	197	388	315
Food group.....	27	1,957	25	51	38
Eating and drinking places.....	30	444	32	66	58
General merchandise grp, general stores	22	1,225	23	71	44
Furniture-home furnishgs-appliance grp	7	427	8	14	14
Automotive group.....	16	1,670	17	40	40
Gasoline service stations.....	44	1,407	46	36	30
Lumber-building-hardware group.....	28	1,932	20	64	57
Drug and proprietary stores.....	9	351	12	21	14
All other retail stores.....	14	477	14	25	20
WHOLESALE TRADE.....	21	4,709	11	39	x
SELECTED SERVICE TRADES, ² /total.....	89	478	95	46	37
Personal services.....	47	229	49	29	20
All other service trades.....	42	249	46	17	17

x Not available.

¹/ Includes employees paid for less than the full workweek.

²/ See General Description on last page for changes from the 1939 Census of Business in the coverage of Service Trades.

Table 2.—CENSUS OF BUSINESS PRELIMINARY RESULTS FOR 1948 FOR CITIES OF 2,500 INHABITANTS OR MORE

WASHITA COUNTY, OKLA.

(Data omitted for trade groups where necessary to avoid disclosure)

City and trade group ¹	Number of establishments	1948 sales and receipts (Thousand dollars)	Active proprietors of unincorporated businesses Nov. 1948	Paid employees, workweek ended nearest Nov. 15, 1948	
				Total employees ²	Full workweek employees
Cordell:					
Retail trade.....	81	5,502	74	236	199
Selected service trades...	32	174	33	14	11
Remainder of county:					
Retail trade.....	116	4,388	123	152	116
Selected service trades...	57	304	62	32	26

1/ See General Description on this page for changes from the 1939 Census of Business in the coverage of Service Trades.

2/ Includes employees paid for less than the full workweek.

GENERAL DESCRIPTION OF PRELIMINARY RELEASES FOR THE 1948 CENSUS OF BUSINESS

This series of releases, of which one is planned for each county in the United States, presents preliminary results of the 1948 Census of Business. The information is based on reports submitted by business establishments for that Census. The figures shown are preliminary, and are subject to revision in the final Census publications, but the changes are expected to be relatively minor with respect to coverage. The final Census figures will be issued in a series of Business Census bulletins which will show additional detailed kind-of-business information for all places where there are a sufficient number of establishments.

The 1948 Census of Business was taken under the provision of the Act of June 19, 1948, which provides that the Business Censuses be taken for 1948 and for each fifth year thereafter. Previous Business Censuses were taken for the years 1929, 1933, 1935, and 1939.

Scope of the Census.—The 1948 Census of Business covered all establishments in the following trades, as defined by the Standard Industrial Classification Manual, May 1949 issue, of the Executive Office of the President: all retail trades; all wholesale trades; all service trades in the following four groups—personal services, business services, automobile repairs and services, and miscellaneous repair services; hotels; tourist courts and camps; and amusements, including motion picture theaters. Some important services not covered are radio broadcasting and television, medical and health, legal, educational, nonprofit, accounting, and domestic services.

This coverage is similar to that of the 1939 Business Censuses. However, "custom trades" and "services incidental to transportation," which are no longer included in the standard classification of the service trades, are not covered by the 1948 Censuses. In a number of localities, these exclusions as well as

other changes in the standard classification may have a considerable effect in comparing 1948 with 1939 data, particularly with respect to establishment count.

Establishment definition.—For Census purposes, a business establishment is defined to include only enterprises conducted from a recognizable place of business, provided that the annual sales were in excess of \$5,000 for a wholesale trade establishment and \$500 for establishments in other trades. A detailed analysis of coverage will be provided in future Censuses of Business publications.

"Number of establishments" is the number of separate business locations, rather than the number of business companies or organizations, since the Census figures represent information reported separately for each business location or establishment. The establishment count reflects the number of places in business at the end of 1948 excluding administrative and executive offices of multiunit organizations, and "chain store" warehouses.

Sales and receipts.—"1948 sales and receipts" represents sales of merchandise and receipts from repairs and other services to customers. The figures reflect deductions for returned goods and allowances, but not for trade-in allowances; they exclude sales and excise taxes collected from customers and paid directly to any taxing agency.

Proprietors.—"Active proprietors..." represents owners and partners of unincorporated businesses who devoted the major portion of their time to the business in November 1948.

Employment.—"Number of paid employees..." represents all employees on the pay roll for the pay period ending nearest November 15, 1948. "Full workweek" employees, whether regular or seasonal, are those who in the November 15 pay period were paid for working at least the number of hours typically worked in a week by employees of the reporting establishment.

1948 CENSUS OF BUSINESS

RETAIL, WHOLESALE, SERVICE TRADES

U. S. DEPARTMENT OF COMMERCE
BUREAU OF THE CENSUS

PRELIMINARY

For Release April 26, 1950

Release Series BC-1P-35-076

WOODS COUNTY, OKLA.

Retail, wholesale, and service establishments located in Woods County, Oklahoma, showed a substantial expansion in dollar volume of trade from 1939 to 1948 according to preliminary figures from the 1948 Census of Business released today by the Bureau of the Census, U. S. Department of Commerce.

Retail sales in the county during 1948 aggregated \$14.0 million, an increase of 250 percent over the \$4.0 million in 1939, when the preceding Census of Business was taken. Wholesale sales in the county reached a total of \$23.8 million in 1948 as compared with \$3.4 million in 1939. The service trades included in the Census of Business recorded receipts totaling \$614,000 in 1948 compared with \$217,000 in 1939.

Employment in the county also rose over the 9-year period between 1939 and 1948 for the above trades. Establishments in these trades reported a combined total of 777 paid employees for the workweek ended nearest November 15, 1948. This compared with a total of 614 employees reported for the week of November 15, 1939.

These preliminary figures have been derived from a Census report on Woods County, Oklahoma, which also includes data for the city of Alva. Final figures, superseding the preliminary data for Woods County, will be included in a Bulletin for the State of Oklahoma to be issued in several months. Similar data will be made available this year in preliminary and final form for each of the counties and States. A single copy of the preliminary release for Woods County as well as an order blank for other area releases may be obtained by writing to the Bureau of the Census, Washington 25, D. C.

Table 1.—CENSUS OF BUSINESS PRELIMINARY RESULTS FOR 1948, BY TRADE GROUP

WOODS COUNTY, OKLA.

Trade group and kind of business	Number of establishments	1948 sales and receipts (Thousand dollars)	Active proprietors of unincorporated businesses Nov. 1948	Paid employees, workweek ended nearest Nov. 15, 1948	
				Total employees ¹	Full workweek employees
RETAIL TRADE, total.....	184	14,047	211	577	488
Food group.....	29	2,179	33	69	58
Eating and drinking places.....	21	737	28	107	95
General merchandise grp, general stores..	11	955	5	68	40
Apparel group.....	9	454	15	14	10
Furniture-home furnishgs-appliance grp..	13	850	14	37	35
Automotive group.....	27	3,226	29	127	121
Gasoline service stations.....	22	606	27	27	22
Lumber-building-hardware group.....	28	3,952	33	78	67
Drug and proprietary stores.....	9	474	11	27	20
All other retail stores.....	15	614	16	23	20
WHOLESALE TRADE.....	46	23,791	24	139	x
SELECTED SERVICE TRADES, ² /total.....	76	614	82	61	48
Personal services.....	43	286	48	39	32
All other service trades.....	33	328	34	22	16
AMUSEMENTS.....	8	173	5	14	x

x Not available.

¹/ Includes employees paid for less than the full workweek.

²/ See General Description on last page for changes from the 1939 Census of Business in the coverage of Service Trades.

Table 2.—CENSUS OF BUSINESS PRELIMINARY RESULTS FOR 1948 FOR CITIES OF 2,500 INHABITANTS OR MORE

WOODS COUNTY, OKLA.

(Data omitted for trade groups where necessary to avoid disclosure)

City and trade group ¹	Number of establishments	1948 sales and receipts (Thousand dollars)	Active proprietors of unincorporated businesses Nov. 1948	Paid employees, workweek ended nearest Nov. 15, 1948	
				Total employees ²	Full workweek employees
Alva:					
Retail trade.....	104	10,957	123	467	400
Wholesale trade.....	26	18,734	19	104	x
Selected service trades....	46	511	51	56	44
Remainder of county:					
Retail trade.....	80	3,090	88	110	88
Wholesale trade.....	20	5,057	5	35	x
Selected service trades....	30	103	31	5	4

x Not available.

1/ See General Description on this page for changes from the 1939 Census of Business in the coverage of Service Trades.

2/ Includes employees paid for less than the full workweek.

GENERAL DESCRIPTION OF PRELIMINARY RELEASES FOR THE 1948 CENSUS OF BUSINESS

This series of releases, of which one is planned for each county in the United States, presents preliminary results of the 1948 Census of Business. The information is based on reports submitted by business establishments for that Census. The figures shown are preliminary, and are subject to revision in the final Census publications, but the changes are expected to be relatively minor with respect to coverage. The final Census figures will be issued in a series of Business Census bulletins which will show additional detailed kind-of-business information for all places where there are a sufficient number of establishments.

The 1948 Census of Business was taken under the provision of the Act of June 19, 1948, which provides that the Business Census be taken for 1948 and for each fifth year thereafter. Previous Business Censuses were taken for the years 1929, 1933, 1935, and 1939.

Scope of the Census.—The 1948 Census of Business covered all establishments in the following trades, as defined by the Standard Industrial Classification Manual, May 1949 issue, of the Executive Office of the President: all retail trades; all wholesale trades; all service trades in the following four groups—personal services, business services, automobile repairs and services, and miscellaneous repair services; hotels; tourist courts and camps; and amusements, including motion picture theaters. Some important services not covered are radio broadcasting and television, medical and health, legal, educational, nonprofit, accounting, and domestic services.

This coverage is similar to that of the 1939 Business Census. However, "custom trades" and "services incidental to transportation," which are no longer included in the standard classification of the service trades, are not covered by the 1948 Census. In a number of localities, these exclusions as well as

other changes in the standard classification may have a considerable effect in comparing 1948 with 1939 data, particularly with respect to establishment count.

Establishment definition.—For Census purposes, a business establishment is defined to include only enterprises conducted from a recognizable place of business, provided that the annual sales were in excess of \$5,000 for a wholesale trade establishment and \$500 for establishments in other trades. A detailed analysis of coverage will be provided in future Censuses of Business publications.

"Number of establishments" is the number of separate business locations, rather than the number of business companies or organizations, since the Census figures represent information reported separately for each business location or establishment. The establishment count reflects the number of places in business at the end of 1948 excluding administrative and executive offices of multiunit organizations, and "chain store" warehouses.

Sales and receipts.—"1948 sales and receipts" represents sales of merchandise and receipts from repairs and other services to customers. The figures reflect deductions for returned goods and allowances, but not for trade-in allowances; they exclude sales and excise taxes collected from customers and paid directly to any taxing agency.

Proprietors.—"Active proprietors..." represents owners and partners of unincorporated businesses who devoted the major portion of their time to the business in November 1948.

Employment.—"Number of paid employees..." represents all employees on the pay roll for the pay period ending nearest November 15, 1948. "Full workweek" employees, whether regular or seasonal, are those who in the November 15 pay period were paid for working at least the number of hours typically worked in a week by employees of the reporting establishment.

1948 CENSUS OF BUSINESS

RETAIL, WHOLESALE, SERVICE TRADES

U. S. DEPARTMENT OF COMMERCE
BUREAU OF THE CENSUS

PRELIMINARY

For Release May 1, 1950

Release Series BC-1P-35-077

WOODWARD COUNTY, OKLA.

Retail, wholesale, and service establishments located in Woodward County, Oklahoma, showed a substantial expansion in dollar volume of trade from 1939 to 1948 according to preliminary figures from the 1948 Census of Business released today by the Bureau of the Census, U. S. Department of Commerce.

Retail sales in the county during 1948 aggregated \$12.9 million, an increase of 174 percent over the \$4.7 million in 1939, when the preceding Census of Business was taken. Wholesale sales in the county reached a total of \$13.9 million in 1948 as compared with \$2.3 million in 1939. The service trades included in the Census of Business recorded receipts totaling \$545,000 in 1948 compared with \$249,000 in 1939.

Employment in the county also rose over the 9-year period between 1939 and 1948 for the above trades. Establishments in these trades reported a combined total of 865 paid employees for the workweek ended nearest November 15, 1948. This compared with a total of 720 employees reported for the week of November 15, 1939.

These preliminary figures have been derived from a Census report on Woodward County, Oklahoma, which also includes data for the city of Woodward. Final figures, superseding the preliminary data for Woodward County, will be included in a Bulletin for the State of Oklahoma to be issued in several months. Similar data will be made available this year in preliminary and final form for each of the counties and States. A single copy of the preliminary release for Woodward County as well as an order blank for other area releases may be obtained by writing to the Bureau of the Census, Washington 25, D. C.

Table 1.—CENSUS OF BUSINESS PRELIMINARY RESULTS FOR 1948, BY TRADE GROUP

WOODWARD COUNTY, OKLA.

Trade group and kind of business	Number of establishments	1948 sales and receipts (Thousand dollars)	Active proprietors of unincorporated businesses Nov. 1948	Paid employees, workweek ended nearest Nov. 15, 1948	
				Total employees ¹	Full workweek employees
RETAIL TRADE, total.....	184	12,858	184	616	502
Food group.....	29	2,788	26	82	59
Eating and drinking places.....	31	532	37	82	69
General merchandise grp, general stores.	10	1,180	7	80	49
Apparel group.....	8	617	10	33	29
Furniture-home furnishgs-appliance grp.	7	295	6	19	17
Automotive group.....	22	3,547	17	142	129
Gasoline service stations.....	28	554	35	18	12
Lumber-building-hardware group.....	24	2,000	17	89	80
Drug and proprietary stores.....	9	504	10	30	30
All other retail stores.....	16	841	19	41	28
WHOLESALE TRADE, total.....	28	13,913	16	146	x
Merchant wholesalers.....	13	4,318	7	80	x
Other types of wholesale.....	15	9,595	9	66	x
SELECTED SERVICE TRADES, ² /total.....	50	545	53	103	94
Personal services.....	30	362	32	84	78
All other service trades.....	20	183	21	19	16

x Not available.

¹/ Includes employees paid for less than the full workweek.

²/ See General Description on last page for changes from the 1939 Census of Business in the coverage of Service Trades.

Table 2.—CENSUS OF BUSINESS PRELIMINARY RESULTS FOR 1948 FOR CITIES OF 2,500 INHABITANTS OR MORE
WOODWARD COUNTY, OKLA.

(Data omitted for trade groups where necessary to avoid disclosure)

City and trade group ¹	Number of establishments	1948 sales and receipts (Thousand dollars)	Active proprietors of unincorporated businesses Nov. 1948	Paid employees, workweek ended nearest Nov. 15, 1948	
				Total employees ²	Full workweek employees
Woodward:					
Retail trade.....	124	11,147	124	561	461
Selected service trades....	34	467	35	97	88
Remainder of county:					
Retail trade.....	60	1,711	60	55	41
Selected service trades....	16	78	18	6	6

1/ See General Description on this page for changes from the 1939 Census of Business in the coverage of Service Trades.

2/ Includes employees paid for less than the full workweek.

GENERAL DESCRIPTION OF PRELIMINARY RELEASES FOR THE 1948 CENSUS OF BUSINESS

This series of releases, of which one is planned for each county in the United States, presents preliminary results of the 1948 Census of Business. The information is based on reports submitted by business establishments for that Census. The figures shown are preliminary, and are subject to revision in the final Census publications, but the changes are expected to be relatively minor with respect to coverage. The final Census figures will be issued in a series of Business Census bulletins which will show additional detailed kind-of-business information for all places where there are a sufficient number of establishments.

The 1948 Census of Business was taken under the provision of the Act of June 19, 1948, which provides that the Business Census be taken for 1948 and for each fifth year thereafter. Previous Business Censuses were taken for the years 1929, 1933, 1935, and 1939.

Scope of the Census.—The 1948 Census of Business covered all establishments in the following trades, as defined by the Standard Industrial Classification Manual, May 1949 issue, of the Executive Office of the President: all retail trades; all wholesale trades; all service trades in the following four groups—personal services, business services, automobile repairs and services, and miscellaneous repair services; hotels; tourist courts and camps; and amusements, including motion picture theaters. Some important services not covered are radio broadcasting and television, medical and health, legal, educational, nonprofit, accounting, and domestic services.

This coverage is similar to that of the 1939 Business Census. However, "custom trades" and "services incidental to transportation," which are no longer included in the standard classification of the service trades, are not covered by the 1948 Census. In a number of localities, these exclusions as well as

other changes in the standard classification may have a considerable effect in comparing 1948 with 1939 data, particularly with respect to establishment count.

Establishment definition.—For Census purposes, a business establishment is defined to include only enterprises conducted from a recognizable place of business, provided that the annual sales were in excess of \$5,000 for a wholesale trade establishment and \$500 for establishments in other trades. A detailed analysis of coverage will be provided in future Censuses of Business publications.

"Number of establishments" is the number of separate business locations, rather than the number of business companies or organizations, since the Census figures represent information reported separately for each business location or establishment. The establishment count reflects the number of places in business at the end of 1948 excluding administrative and executive offices of multiunit organizations, and "chain store" warehouses.

Sales and receipts.—"1948 sales and receipts" represents sales of merchandise and receipts from repairs and other services to customers. The figures reflect deductions for returned goods and allowances, but not for trade-in allowances; they exclude sales and excise taxes collected from customers and paid directly to any taxing agency.

Proprietors.—"Active proprietors..." represents owners and partners of unincorporated businesses who devoted the major portion of their time to the business in November 1948.

Employment.—"Number of paid employees..." represents all employees on the pay roll for the pay period ending nearest November 15, 1948. "Full workweek" employees, whether regular or seasonal, are those who in the November 15 pay period were paid for working at least the number of hours typically worked in a week by employees of the reporting establishment.






OREGON

counties

OREGON

- | | |
|----------------|----------------|
| 1. Baker | 20. Lane |
| 2. Benton | 21. Lincoln |
| 3. Clackamas | 22. Linn |
| 4. Clatsop | 23. Malheur |
| 5. Columbia | 24. Marion |
| 6. Coos | 25. Morrow |
| 7. Crook | 26. Multnomah |
| 8. Curry | 27. Polk |
| 9. Deschutes | 28. Sherman |
| 10. Douglas | 29. Tillamook |
| 11. Gilliam | 30. Umatilla |
| 12. Grant | 31. Union |
| 13. Harney | 32. Wallowa |
| 14. Hood River | 33. Wasco |
| 15. Jackson | 34. Washington |
| 16. Jefferson | 35. Wheeler |
| 17. Josephine | 36. Yamhill |
| 18. Klamath | |
| 19. Lake | |



1948 CENSUS OF BUSINESS

RETAIL, WHOLESALE, SERVICE TRADES

U. S. DEPARTMENT OF COMMERCE
BUREAU OF THE CENSUS

PRELIMINARY

For Release May 29, 1950

Release Series BC-1P-36-000

OREGON

Retail, wholesale, and service establishments located in Oregon showed a substantial expansion in dollar volume of trade from 1939 to 1948 according to preliminary figures from the 1948 Census of Business released today by the Bureau of the Census, U. S. Department of Commerce.

Retail sales in the State during 1948 aggregated \$1,590,600,000, an increase of 260 percent over the \$442,200,000 sales in 1939, when the preceding Census of Business was taken. Wholesale sales volume in the State showed a 328 percent rise over the same period, reaching a total of \$1,886,700,000 in 1948 as compared with \$441,300,000 in 1939. The service trades included in the Census of Business reported receipts totaling \$94,500,000 in 1948 compared with \$26,600,000 in 1939. Hotel receipts moved from \$8,000,000 in 1939 to \$19,700,000 in 1948. Amusement businesses in the State recorded receipts of \$22,000,000 in 1948 compared with \$8,400,000 in 1939.

Employment in the State also rose over the 9-year period between 1939 and 1948 for the trades covered by the Census of Business. Retail trade establishments reported 71,002 paid employees for the workweek ended nearest November 15, 1948. Of these, 60,426 worked the full week, and the remainder part of the week. The comparable total and full workweek figures for 1939 were 43,909 and 34,295. Wholesale trade establishments reported a total of 29,350 full- and part-week employees for the week of November 15, 1948, compared with 15,894 for the same week in 1939. For the selected service trades, November 15, 1948, paid employees numbered 11,932; the comparable figure for 1939, adjusted for change in scope between the two Censuses, was 8,003.

These preliminary figures have been compiled from similar releases being made available for each county in Oregon. Final figures, superseding the preliminary data for Oregon, will be included in a State Bulletin to be issued in several months. Similar data will be made available in preliminary and final form for each of the States.

A single copy of the preliminary release for the State of Oregon as well as an order blank for other area releases may be obtained by writing to the Bureau of the Census, Washington 25, D. C.

Table 1.—CENSUS OF BUSINESS PRELIMINARY RESULTS FOR 1948, BY TRADE GROUP

OREGON

Trade group and kind of business	Number of establishments	1948 sales and receipts (Thousand dollars)	Active proprietors of unincorporated businesses Nov. 1948	Paid employees, workweek ended nearest Nov. 15, 1948	
				Total employees ¹	Full workweek employees
RETAIL TRADE, total.....	17,471	1,590,621	19,621	71,002	60,426
Food group.....	3,874	359,979	4,638	9,331	7,165
Eating and drinking places.....	3,685	114,165	4,596	14,178	11,795
General merchandise grp, general stores	748	231,053	725	15,078	12,522
Apparel group.....	882	71,408	896	3,722	3,205
Furniture-home furnishgs-appliance grp	840	78,151	912	3,656	3,384
Automotive group.....	1,019	281,096	1,100	8,496	8,150
Gasoline service stations.....	2,409	90,292	2,669	3,101	2,434
Lumber-building-hardware group.....	1,225	150,824	1,229	5,366	4,936
Drug and proprietary stores.....	540	38,818	571	2,098	1,631
All other retail stores.....	2,249	174,835	2,285	5,976	5,204
WHOLESALE TRADE, total.....	2,544	1,886,737	1,662	29,350	x
Merchant wholesalers, total.....	1,483	954,371	1,040	18,006	x
Groceries, confectionery, meat.....	143	112,084	119	1,698	x
Farm products, edible.....	118	78,003	80	2,152	x
Tobacco.....	37	26,149	23	280	x
Furniture, home furnishgs.....	21	11,597	13	244	x
Automotive supplies.....	205	45,551	156	1,806	x
Electrical merchandise.....	61	66,662	30	1,297	x
Hardware, plumbing, heating.....	67	57,720	43	1,413	x
Lumber, construction materials.....	143	197,862	82	2,317	x
Mach'y, equip't, industrial supplies	330	129,510	199	3,603	x
All other merchant wholesalers.....	358	229,233	295	3,196	x
Manufact'rs' sales branches, offices..	223	367,671	12	3,952	x
Petroleum bulk plants, terminals.....	435	168,101	346	1,638	x
Agents, brokers (merchandise).....	227	252,200	200	987	x
Assemblers of farm products.....	176	144,394	64	4,767	x
SELECTED SERVICE TRADES, total.....	5,856	94,547	6,330	11,932	10,776
Personal services.....	3,164	43,283	3,421	7,087	6,402
Business services.....	312	13,210	285	1,904	1,707
Automotive repairs and services.....	1,339	25,235	1,473	1,950	1,782
Other repairs and services.....	1,041	12,819	1,151	991	885
HOTELS.....	462	19,667	498	3,599	3,277
TOURIST COURTS AND CAMPS.....	1,189	7,039	1,502	310	209
AMUSEMENTS.....	533	21,988	442	3,012	x

x Not available.

¹/ Includes employees paid for less than the full workweek.

1948 CENSUS OF BUSINESS

RETAIL, WHOLESALE, SERVICE TRADES

U. S. DEPARTMENT OF COMMERCE
BUREAU OF THE CENSUS

PRELIMINARY

For Release April 10, 1950

Release Series BC-1P-36-001

BAKER COUNTY, OREG.

Retail, wholesale, and service establishments located in Baker County, Oregon, showed a substantial expansion in dollar volume of trade from 1939 to 1948 according to preliminary figures from the 1948 Census of Business released today by the Bureau of the Census, U. S. Department of Commerce.

Retail sales in the county during 1948 aggregated \$16.4 million, an increase of 125 percent over the \$7.3 million in 1939, when the preceding Census of Business was taken. Wholesale sales in the county reached a total of \$9.3 million in 1948 as compared with \$3.4 million in 1939. The service trades included in the Census of Business recorded receipts totaling \$690,000 in 1948 compared with \$312,000 in 1939.

Employment in the county also rose over the 9-year period between 1939 and 1948 for the above trades. Establishments in these trades reported a combined total of 970 paid employees for the workweek ended nearest November 15, 1948. This compared with a total of 919 employees reported for the week of November 15, 1939.

These preliminary figures have been derived from a Census report on Baker County, Oregon, which also includes data for the city of Baker. Final figures, superseding the preliminary data for Baker County, will be included in a Bulletin for the State of Oregon to be issued in several months. Similar data will be made available this year in preliminary and final form for each of the counties and States. A single copy of the preliminary release for Baker County as well as an order blank for other area releases may be obtained by writing to the Bureau of the Census, Washington 25, D. C.

Table 1.—CENSUS OF BUSINESS PRELIMINARY RESULTS FOR 1948, BY TRADE GROUP
BAKER COUNTY, OREG.

Trade group and kind of business	Number of establishments	1948 sales and receipts (Thousand dollars)	Active proprietors of unincorporated businesses Nov. 1948	Paid employees, workweek ended nearest Nov. 15, 1948	
				Total employees ¹	Full workweek employees
RETAIL TRADE, total.....	222	16,372	248	721	605
Food group.....	48	3,474	55	66	47
Eating and drinking places.....	39	1,091	47	164	132
General merchandise grp, general stores.....	14	2,123	12	131	100
Apparel group.....	12	751	15	31	31
Furniture-home furnishgs-appliance grp.....	11	684	9	42	37
Automotive group.....	18	4,244	25	148	142
Gasoline service stations.....	34	1,071	36	34	30
Drug and proprietary stores.....	9	510	9	22	20
All other retail stores.....	37	2,424	40	83	66
WHOLESALE TRADE.....	23	9,333	19	157	x
SELECTED SERVICE TRADES, ² /total.....	74	690	74	92	79
Personal services.....	42	441	42	75	67
All other service trades.....	32	249	32	17	12
TOURIST COURTS AND CAMPS.....	9	80	16	7	5

x Not available.

¹/ Includes employees paid for less than the full workweek.

²/ See General Description on last page for changes from the 1939 Census of Business in the coverage of Service Trades.

Table 2.—CENSUS OF BUSINESS PRELIMINARY RESULTS FOR 1948 FOR CITIES OF 2,500 INHABITANTS OR MORE

BAKER COUNTY, OREG.

(Data omitted for trade groups where necessary to avoid disclosure)

City and trade group ¹	Number of establishments	1948 sales and receipts (Thousand dollars)	Active proprietors of unincorporated businesses Nov. 1948	Paid employees, workweek ended nearest Nov. 15, 1948	
				Total employees ²	Full workweek employees
Baker:					
Retail trade.....	152	14,293	173	623	540
Selected service trades....	63	666	64	91	78
Remainder of county:					
Retail trade.....	70	2,079	75	98	65
Selected service trades....	11	24	10	1	1

1/ See General Description on this page for changes from the 1939 Census of Business in the coverage of Service Trades.

2/ Includes employees paid for less than the full workweek.

GENERAL DESCRIPTION OF PRELIMINARY RELEASES FOR THE 1948 CENSUS OF BUSINESS

This series of releases, of which one is planned for each county in the United States, presents preliminary results of the 1948 Census of Business. The information is based on reports submitted by business establishments for that Census. The figures shown are preliminary, and are subject to revision in the final Census publications, but the changes are expected to be relatively minor with respect to coverage. The final Census figures will be issued in a series of Business Census bulletins which will show additional detailed kind-of-business information for all places where there are a sufficient number of establishments.

The 1948 Census of Business was taken under the provision of the Act of June 19, 1948, which provides that the Business Census be taken for 1948 and for each fifth year thereafter. Previous Business Censuses were taken for the years 1929, 1933, 1935, and 1939.

Scope of the Census.—The 1948 Census of Business covered all establishments in the following trades, as defined by the Standard Industrial Classification Manual, May 1949 issue, of the Executive Office of the President: all retail trades; all wholesale trades; all service trades in the following four groups—personal services, business services, automobile repairs and services, and miscellaneous repair services; hotels; tourist courts and camps; and amusements, including motion picture theaters. Some important services not covered are radio broadcasting and television, medical and health, legal, educational, nonprofit, accounting, and domestic services.

This coverage is similar to that of the 1939 Business Census. However, "custom trades" and "services incidental to transportation," which are no longer included in the standard classification of the service trades, are not covered by the 1948 Census. In a number of localities, these exclusions as well as

other changes in the standard classification may have a considerable effect in comparing 1948 with 1939 data, particularly with respect to establishment count.

Establishment definition.—For Census purposes, a business establishment is defined to include only enterprises conducted from a recognizable place of business, provided that the annual sales were in excess of \$5,000 for a wholesale trade establishment and \$500 for establishments in other trades. A detailed analysis of coverage will be provided in future Census of Business publications.

"Number of establishments" is the number of separate business locations, rather than the number of business companies or organizations, since the Census figures represent information reported separately for each business location or establishment. The establishment count reflects the number of places in business at the end of 1948 excluding administrative and executive offices of multiunit organizations, and "chain store" warehouses.

Sales and receipts.—"1948 sales and receipts" represents sales of merchandise and receipts from repairs and other services to customers. The figures reflect deductions for returned goods and allowances, but not for trade-in allowances; they exclude sales and excise taxes collected from customers and paid directly to any taxing agency.

Proprietors.—"Active proprietors..." represents owners and partners of unincorporated businesses who devoted the major portion of their time to the business in November 1948.

Employment.—"Number of paid employees..." represents all employees on the pay roll for the pay period ending nearest November 15, 1948. "Full workweek" employees, whether regular or seasonal, are those who in the November 15 pay period were paid for working at least the number of hours typically worked in a week by employees of the reporting establishment.

1948 CENSUS OF BUSINESS

RETAIL, WHOLESALE, SERVICE TRADES

U. S. DEPARTMENT OF COMMERCE
BUREAU OF THE CENSUS

PRELIMINARY

For Release May 22, 1950

Release Series BC-1P-36-002

BENTON COUNTY, OREG.

Retail, wholesale, and service establishments located in Benton County, Oregon, showed a substantial expansion in dollar volume of trade from 1939 to 1948 according to preliminary figures from the 1948 Census of Business released today by the Bureau of the Census, U. S. Department of Commerce.

Retail sales in the county during 1948 aggregated \$25.3 million, an increase of 220 percent over the \$7.9 million in 1939, when the preceding Census of Business was taken. Wholesale sales in the county reached a total of \$8.5 million in 1948 as compared with \$2.4 million in 1939. The service trades included in the Census of Business recorded receipts totaling \$1.4 million in 1948 compared with \$0.5 million in 1939.

Employment in the county also rose over the 9-year period between 1939 and 1948 for the above trades. Establishments in these trades reported a combined total of 1,481 paid employees for the workweek ended nearest November 15, 1948. This compared with a total of 1,025 employees reported for the week of November 15, 1939.

These preliminary figures have been derived from a Census report on Benton County, Oregon, which also includes data for the city of Corvallis. Final figures, superseding the preliminary data for Benton County, will be issued in several months. Similar data will be made available this year in preliminary and final form for each of the counties and States. A single copy of the preliminary release for Benton County as well as an order blank for other area releases may be obtained by writing to the Bureau of the Census, Washington 25, D. C.

Table 1.—CENSUS OF BUSINESS PRELIMINARY RESULTS FOR 1948, BY TRADE GROUP
BENTON COUNTY, OREG.

Trade group and kind of business	Number of establishments	1948 sales and receipts (Thousand dollars)	Active proprietors of unincorporated businesses Nov. 1948	Paid employees, workweek ended nearest Nov. 15, 1948	
				Total employees ¹	Full workweek employees
RETAIL TRADE, total.....	267	25,274	340	1,118	916
Food group.....	53	5,568	69	147	106
Eating and drinking places.....	46	1,582	66	221	181
General merchandise grp, general stores.....	14	2,917	11	176	138
Apparel group.....	20	1,246	29	49	36
Furniture-home furnishgs-appliance grp.....	11	1,237	14	48	37
Automotive group.....	26	5,541	29	194	186
Gasoline service stations.....	39	1,987	49	78	56
Lumber-building-hardware group.....	18	2,642	20	121	103
Drug and proprietary stores.....	7	538	10	18	18
All other retail stores.....	33	2,016	43	66	55
WHOLESALE TRADE, total.....	24	8,462	12	167	x
Merchant wholesalers.....	13	4,788	3	118	x
Other types of wholesale.....	11	3,674	9	49	x
SELECTED SERVICE TRADES, ² total.....	99	1,382	111	196	176
Personal services.....	58	936	67	168	150
All other service trades.....	41	446	44	28	26
TOURIST COURTS AND CAMPS.....	9	63	10	4	-

x Not available.

1/ Includes employees paid for less than the full workweek.

2/ See General Description on last page for changes from the 1939 Census of Business in the coverage of Service Trades.

Table 2.—CENSUS OF BUSINESS PRELIMINARY RESULTS FOR 1948 FOR CITIES OF 2,500 INHABITANTS OR MORE

BENTON COUNTY, OREG.

(Data omitted for trade groups where necessary to avoid disclosure)

City and trade group ¹	Number of establishments	1948 sales and receipts (Thousand dollars)	Active proprietors of unincorporated businesses Nov. 1948	Paid employees, workweek ended nearest Nov. 15, 1948	
				Total employees ²	Full workweek employees
Corvallis:					
Retail trade.....	187	21,723	235	1,018	840
Wholesale trade.....	15	5,083	6	127	x
Selected Service Trades....	73	1,199	81	187	168
Remainder of county:					
Retail trade.....	80	3,551	105	100	76
Wholesale trade.....	9	3,379	6	40	x
Selected service trades....	26	183	30	9	8

x Not available.

- 1/ See General Description on this page for changes from the 1939 Census of Business in the coverage of Service Trades.
- 2/ Includes employees paid for less than the full workweek.

GENERAL DESCRIPTION OF PRELIMINARY RELEASES FOR THE 1948 CENSUS OF BUSINESS

This series of releases, of which one is planned for each county in the United States, presents preliminary results of the 1948 Census of Business. The information is based on reports submitted by business establishments for that Census. The figures shown are preliminary, and are subject to revision in the final Census publications, but the changes are expected to be relatively minor with respect to coverage. The final Census figures will be issued in a series of Business Census bulletins which will show additional detailed kind-of-business information for all places where there are a sufficient number of establishments.

The 1948 Census of Business was taken under the provision of the Act of June 19, 1948, which provides that the Business Census be taken for 1948 and for each fifth year thereafter. Previous Business Censuses were taken for the years 1929, 1933, 1936, and 1939.

Scope of the Census.—The 1948 Census of Business covered all establishments in the following trades, as defined by the Standard Industrial Classification Manual, May 1949 issue, of the Executive Office of the President: all retail trades; all wholesale trades; all service trades in the following four groups—personal services, business services, automobile repairs and services, and miscellaneous repair services; hotels; tourist courts and camps; and amusements, including motion picture theaters. Some important services not covered are radio broadcasting and television, medical and health, legal, educational, nonprofit, accounting, and domestic services.

This coverage is similar to that of the 1939 Business Census. However, "custom trades" and "services incidental to transportation," which are no longer included in the standard classification of the service trades, are not covered by the 1948 Census. In a number of localities, these exclusions as well as

other changes in the standard classification may have a considerable effect in comparing 1948 with 1939 data, particularly with respect to establishment count.

Establishment definition.—For Census purposes, a business establishment is defined to include only enterprises conducted from a recognizable place of business, provided that the annual sales were in excess of \$5,000 for a wholesale trade establishment and \$500 for establishments in other trades. A detailed analysis of coverage will be provided in future Censuses of Business publications.

"Number of establishments" is the number of separate business locations, rather than the number of business companies or organizations, since the Census figures represent information reported separately for each business location or establishment. The establishment count reflects the number of places in business at the end of 1948 excluding administrative and executive offices of multiunit organizations, and "chain store" warehouses.

Sales and receipts.—"1948 sales and receipts" represents sales of merchandise and receipts from repairs and other services to customers. The figures reflect deductions for returned goods and allowances, but not for trade-in allowances; they exclude sales and excise taxes collected from customers and paid directly to any taxing agency.

Proprietors.—"Active proprietors..." represents owners and partners of unincorporated businesses who devoted the major portion of their time to the business in November 1948.

Employment.—"Number of paid employees..." represents all employees on the pay roll for the pay period ending nearest November 15, 1948. "Full workweek" employees, whether regular or seasonal, are those who in the November 15 pay period were paid for working at least the number of hours typically worked in a week by employees of the reporting establishment.

91100

1948 CENSUS OF BUSINESS

RETAIL, WHOLESALE, SERVICE TRADES

U. S. DEPARTMENT OF COMMERCE
BUREAU OF THE CENSUS

PRELIMINARY

For Release April 17, 1950

Release Series BC-1P-36-003

CLACKAMAS COUNTY, OREG.

Retail, wholesale, and service establishments located in Clackamas County, Oregon, showed a substantial expansion in dollar volume of trade from 1939 to 1948 according to preliminary figures from the 1948 Census of Business released today by the Bureau of the Census, U. S. Department of Commerce.

Retail sales in the county during 1948 aggregated \$50.1 million, an increase of 301 percent over the \$12.5 million in 1939, when the preceding Census of Business was taken. Wholesale sales in the county reached a total of \$9.4 million in 1948 as compared with \$2.5 million in 1939. The service trades included in the Census of Business recorded receipts totaling \$2.7 million in 1948 compared with \$0.5 million in 1939.

Employment in the county also rose over the 9-year period between 1939 and 1948 for the above trades. Establishments in these trades reported a combined total of 2,214 paid employees for the workweek ended nearest November 15, 1948. This compared with a total of 1,201 employees reported for the week of November 15, 1939.

These preliminary figures have been derived from a Census report on Clackamas County, Oregon, which also includes data for Oregon City. Final figures, superseding the preliminary data for Clackamas County, will be included in a Bulletin for the State of Oregon to be issued in several months. Similar data will be made available this year in preliminary and final form for each of the counties and States. A single copy of the preliminary release for Clackamas County as well as an order blank for other area releases may be obtained by writing to the Bureau of the Census, Washington 25, D. C.

Table 1.—CENSUS OF BUSINESS PRELIMINARY RESULTS FOR 1948, BY TRADE GROUP

CLACKAMAS COUNTY, OREG.

Trade group and kind of business	Number of establishments	1948 sales and receipts (Thousand dollars)	Active proprietors of unincorporated businesses Nov. 1948	Paid employees, workweek ended nearest Nov. 15, 1948	
				Total employees ¹	Full workweek employees
RETAIL TRADE, total.....	746	50,129	828	1,785	1,478
Food group.....	192	13,064	219	288	224
Eating and drinking places.....	139	3,299	175	367	274
General merchandise group, general stores...	36	2,935	40	151	116
Apparel group.....	28	1,139	32	51	36
Furniture-home furnishings-appliance group..	33	2,589	34	112	104
Automotive group.....	46	9,735	46	287	281
Gasoline service stations.....	109	3,548	117	113	83
Lumber-building-hardware group.....	64	6,252	68	205	188
Drug and proprietary stores.....	21	1,559	30	88	72
All other retail stores.....	78	6,009	67	123	100
WHOLESALE TRADE, total.....	35	9,426	33	177	x
Merchant wholesalers.....	19	3,703	21	77	x
Other types of wholesalers.....	16	5,723	12	100	x
SELECTED SERVICE TRADES, ^{2/} total.....	220	2,698	246	252	211
Personal services.....	101	1,068	111	149	133
All other service trades.....	119	1,630	135	103	78
TOURIST COURTS AND CAMPS.....	32	185	42	9	7
AMUSEMENTS.....	22	424	19	65	x

x Not available.

^{1/} Includes employees paid for less than the full workweek.

^{2/} See General Description on last page for changes from the 1939 Census of Business in the coverage of Service Trades.

Table 2.—CENSUS OF BUSINESS PRELIMINARY RESULTS FOR 1948 FOR CITIES OF 2,500 INHABITANTS OR MORE

CLACKAMAS COUNTY, OREG.

(Data omitted for trade groups where necessary to avoid disclosure)

City and trade group ¹	Number of establishments	1948 sales and receipts (Thousand dollars)	Active proprietors of unincorporated businesses Nov. 1948	Paid employees, workweek ended nearest Nov. 15, 1948	
				Total employees ²	Full workweek employees
Oregon City:					
Retail trade.....	170	18,401	190	720	623
Wholesale trade.....	11	1,933	12	42	x
Selected service trades.....	66	1,354	75	142	129
Remainder of county:					
Retail trade.....	576	31,728	638	1,065	855
Wholesale trade.....	24	7,493	21	135	x
Selected service trades.....	154	1,344	171	110	82

x Not available.

¹/ See General Description on this page for changes from the 1939 Census of Business in the coverage of Service Trades.

²/ Includes employees paid for less than the full workweek.

GENERAL DESCRIPTION OF PRELIMINARY RELEASES FOR THE 1948 CENSUS OF BUSINESS

This series of releases, of which one is planned for each county in the United States, presents preliminary results of the 1948 Census of Business. The information is based on reports submitted by business establishments for that Census. The figures shown are preliminary, and are subject to revision in the final Census publications, but the changes are expected to be relatively minor with respect to coverage. The final Census figures will be issued in a series of Business Census bulletins which will show additional detailed kind-of-business information for all places where there are a sufficient number of establishments.

The 1948 Census of Business was taken under the provision of the Act of June 19, 1948, which provides that the Business Census be taken for 1948 and for each fifth year thereafter. Previous Business Censuses were taken for the years 1929, 1933, 1935, and 1939.

Scope of the Census.—The 1948 Census of Business covered all establishments in the following trades, as defined by the Standard Industrial Classification Manual, May 1949 issue, of the Executive Office of the President: all retail trades; all wholesale trades; all service trades in the following four groups—personal services, business services, automobile repairs and services, and miscellaneous repair services; hotels; tourist courts and camps; and amusements, including motion picture theaters. Some important services not covered are radio broadcasting and television, medical and health, legal, educational, nonprofit, accounting, and domestic services.

This coverage is similar to that of the 1939 Business Census. However, "custom trades" and "services incidental to transportation," which are no longer included in the standard classification of the service trades, are not covered by the 1948 Census. In a number of localities, these exclusions as well as other changes in the standard classification may have

a considerable effect in comparing 1948 with 1939 data, particularly with respect to establishment count.

Establishment definition.—For Census purposes, a business establishment is defined to include only enterprises conducted from a recognizable place of business, provided that the annual sales were in excess of \$5,000 for a wholesale trade establishment and \$500 for establishments in other trades. A detailed analysis of coverage will be provided in future Census of Business publications.

"Number of establishments" is the number of separate business locations, rather than the number of business companies or organizations, since the Census figures represent information reported separately for each business location or establishment. The establishment count reflects the number of places in business at the end of 1948 excluding administrative and executive offices of multiunit organizations, and "chain store" warehouses.

Sales and receipts.—"1948 sales and receipts" represents sales of merchandise and receipts from repairs and other services to customers. The figures reflect deductions for returned goods and allowances, but not for trade-in allowances; they exclude sales and excise taxes collected from customers and paid directly to any taxing agency.

Proprietors.—"Active proprietors..." represents owners and partners of unincorporated businesses who devoted the major portion of their time to the business in November 1948.

Employment.—"Number of paid employees..." represents all employees on the pay roll for the pay period ending nearest November 15, 1948. "Full workweek" employees, whether regular or seasonal, are those who in the November 15 pay period were paid for working at least the number of hours typically worked in a week by employees of the reporting establishment.

1948 CENSUS OF BUSINESS

RETAIL, WHOLESALE, SERVICE TRADES

U. S. DEPARTMENT OF COMMERCE
BUREAU OF THE CENSUS

PRELIMINARY

For Release April 17, 1950

Release Series BC-1P- 36-004

CLATSOP COUNTY, OREG.

Retail, wholesale, and service establishments located in Clatsop County, Oregon, showed a substantial expansion in dollar volume of trade from 1939 to 1948 according to preliminary figures from the 1948 Census of Business released today by the Bureau of the Census, U. S. Department of Commerce.

Retail sales in the county during 1948 aggregated \$33.9 million, an increase of 203 percent over the \$11.2 million in 1939, when the preceding Census of Business was taken. Wholesale sales in the county reached a total of \$11.4 million in 1948 as compared with \$5.1 million in 1939. The service trades included in the Census of Business recorded receipts totaling \$1.3 million in 1948 compared with \$0.5 million in 1939.

Employment in the county also rose over the 9-year period between 1939 and 1948 for the above trades. Establishments in these trades reported a combined total of 1,760 paid employees for the workweek ended nearest November 15, 1948. This compared with a total of 1,294 employees reported for the week of November 15, 1939.

These preliminary figures have been derived from a Census report on Clatsop County, Oregon, which also includes data for the cities of Astoria and Seaside. Final figures, superseding the preliminary data for Clatsop County, will be included in a Bulletin for the State of Oregon to be issued in several months. Similar data will be made available this year in preliminary and final form for each of the counties and States. A single copy of the preliminary release for Clatsop County as well as an order blank for other area releases may be obtained by writing to the Bureau of the Census, Washington 25, D. C.

Table 1.—CENSUS OF BUSINESS PRELIMINARY RESULTS FOR 1948, BY TRADE GROUP

CLATSOP COUNTY, OREG.

Trade group and kind of business	Number of establishments	1948 sales and receipts (Thousand dollars)	Active proprietors of unincorporated businesses Nov. 1948	Paid employees, workweek ended nearest Nov. 15, 1948	
				Total employees ¹	Full workweek employees
RETAIL TRADE, total.....	492	33,882	548	1,424	1,128
Food group.....	126	9,559	140	241	186
Eating and drinking places.....	113	3,699	148	352	288
General merchandise group, general stores....	18	2,041	10	163	97
Apparel group.....	36	1,707	41	79	54
Furniture-home furnishings-appliance group..	18	1,423	21	57	57
Automotive group.....	22	5,682	21	197	178
Gasoline service stations.....	57	1,426	60	49	30
Lumber-building-hardware group.....	26	3,845	26	149	121
Drug and proprietary stores.....	12	823	14	43	40
All other retail stores.....	64	3,677	67	94	77
WHOLESALE TRADE, total.....	48	11,380	24	207	x
Merchant wholesalers.....	28	6,130	12	135	x
Other types of wholesalers.....	20	5,250	12	72	x
SELECTED SERVICE TRADES, ^{2/} total.....	124	1,311	133	129	105
Personal services.....	75	730	82	86	79
All other service trades.....	49	581	51	43	26
HOTELS.....		Data withheld to avoid disclosure			
TOURIST COURTS AND CAMPS.....	152	531	187	22	13
AMUSEMENTS.....	28	634	19	96	x

x Not available.

^{1/} Includes employees paid for less than the full workweek.

^{2/} See General Description on last page for changes from the 1939 Census of Business in the coverage of Service Trades.

Table 2.—CENSUS OF BUSINESS PRELIMINARY RESULTS FOR 1948 FOR CITIES OF 2,500 INHABITANTS OR MORE

CLATSOP COUNTY, OREG.

(Data omitted for trade groups where necessary to avoid disclosure)

City and trade group ¹	Number of establishments	1948 sales and receipts (Thousand dollars)	Active proprietors of unincorporated businesses Nov. 1948	Paid employees, workweek ended nearest Nov. 15, 1948	
				Total employees ²	Full workweek employees
Astoria:					
Retail trade.....	211	23,067	219	1,055	836
Wholesale trade.....	42	10,407	18	190	x
Selected service trades.....	72	969	77	106	88
Hotels.....	10	266	12	38	36
Tourist courts and camps.....		Included with "Remainder of county"			
Seaside:					
Retail trade.....	130	5,984	152	220	177
Selected service trades.....	29	267	33	18	13
Tourist courts and camps.....	103	378	134	15	7
Amusements.....	12	310	9	43	x
Remainder of county:^{3/}					
Retail trade.....	151	4,831	177	149	115
Wholesale trade.....	6	973	6	17	x
Selected service trades.....	23	75	23	5	4
Tourist courts and camps.....	49	153	53	7	6

x Not available.

^{1/} See General Description on this page for changes from the 1939 Census of Business in the coverage of Service Trades.

^{2/} Includes employees paid for less than the full workweek.

^{3/} Except as indicated above, includes figures for establishments other than wholesale, not located in cities of 2,500 inhabitants or more, and wholesale establishments not located in cities of 5,000 inhabitants or more.

GENERAL DESCRIPTION OF PRELIMINARY RELEASES FOR THE 1948 CENSUS OF BUSINESS

This series of releases, of which one is planned for each county in the United States, presents preliminary results of the 1948 Census of Business. The information is based on reports submitted by business establishments for that Census. The figures shown are preliminary, and are subject to revision in the final Census publications, but the changes are expected to be relatively minor with respect to coverage. The final Census figures will be issued in a series of Business Census bulletins which will show additional detailed kind-of-business information for all places where there are a sufficient number of establishments.

The 1948 Census of Business was taken under the provision of the Act of June 19, 1948, which provides that the Business Census be taken for 1948 and for each fifth year thereafter. Previous Business Censuses were taken for the years 1929, 1933, 1935, and 1939.

Scope of the Census.—The 1948 Census of Business covered all establishments in the following trades, as defined by the Standard Industrial Classification Manual, May 1949 issue, of the Executive Office of the President: all retail trades; all wholesale trades; all service trades in the following four groups—personal services, business services, automobile repairs and services, and miscellaneous repair services; hotels; tourist courts and camps; and amusements, including motion picture theaters. Some important services not covered are radio broadcasting and television, medical and health, legal, educational, nonprofit, accounting, and domestic services.

This coverage is similar to that of the 1939 Business Census. However, "custom trades" and "services incidental to transportation," which are no longer included in the standard classification of the service trades, are not covered by the 1948 Census. In a number of localities, these exclusions as well as other changes in the standard classification may have

a considerable effect in comparing 1948 with 1939 data, particularly with respect to establishment count.

Establishment definition.—For Census purposes, a business establishment is defined to include only enterprises conducted from a recognizable place of business, provided that the annual sales were in excess of \$5,000 for a wholesale trade establishment and \$500 for establishments in other trades. A detailed analysis of coverage will be provided in future Census of Business publications.

"Number of establishments" is the number of separate business locations, rather than the number of business companies or organizations, since the Census figures represent information reported separately for each business location or establishment. The establishment count reflects the number of places in business at the end of 1948 excluding administrative and executive offices of multiunit organizations, and "chain store" warehouses.

Sales and receipts.—"1948 sales and receipts" represents sales of merchandise and receipts from repairs and other services to customers. The figures reflect deductions for returned goods and allowances, but not for trade-in allowances; they exclude sales and excise taxes collected from customers and paid directly to any taxing agency.

Proprietors.—"Active proprietors..." represents owners and partners of unincorporated businesses who devoted the major portion of their time to the business in November 1948.

Employment.—"Number of paid employees..." represents all employees on the pay roll for the pay period ending nearest November 15, 1948. "Full workweek" employees, whether regular or seasonal, are those who in the November 15 pay period were paid for working at least the number of hours typically worked in a week by employees of the reporting establishment.

1948 CENSUS OF BUSINESS

RETAIL, WHOLESALE, SERVICE TRADES

U. S. DEPARTMENT OF COMMERCE
BUREAU OF THE CENSUS

PRELIMINARY

For Release May 15, 1950

Release Series BC-1P-36-005

COLUMBIA COUNTY, OREG.

Retail, wholesale, and service establishments located in Columbia County, Oregon, showed a substantial expansion in dollar volume of trade from 1939 to 1948 according to preliminary figures from the 1948 Census of Business released today by the Bureau of the Census, U. S. Department of Commerce.

Retail sales in the county during 1948 aggregated \$16.4 million, an increase of 204 percent over the \$5.4 million in 1939, when the preceding Census of Business was taken. Wholesale sales in the county reached a total of \$2.4 million in 1948 as compared with \$1.2 million in 1939. The service trades included in the Census of Business recorded receipts totaling \$554,000 in 1948 compared with \$222,000 in 1939.

Employment in the county also rose over the 9-year period between 1939 and 1948 for the above trades. Establishments in these trades reported a combined total of 662 paid employees for the workweek ended nearest November 15, 1948. This compared with a total of 454 employees reported for the week of November 15, 1939.

These preliminary figures have been derived from a Census report on Columbia County, Oregon, which also includes data for the city of St. Helens. Final figures, superseding the preliminary data for Columbia County, will be included in a Bulletin for the State of Oregon to be issued in several months. Similar data will be made available this year in preliminary and final form for each of the counties and States. A single copy of the preliminary release for Columbia County as well as an order blank for other area releases may be obtained by writing to the Bureau of the Census, Washington 25, D. C.

Table 1.—CENSUS OF BUSINESS PRELIMINARY RESULTS FOR 1948, BY TRADE GROUP

COLUMBIA COUNTY, OREG.

Trade group and kind of business	Number of establishments	1948 sales and receipts (Thousand dollars)	Active proprietors of unincorporated businesses Nov. 1948	Paid employees, workweek ended nearest Nov. 15, 1948	
				Total employees ¹	Full workweek employees
RETAIL TRADE, total.....	268	16,431	282	581	465
Food group.....	62	5,812	73	146	114
Eating and drinking places.....	57	1,087	69	105	70
General merchandise grp, general stores..	14	1,000	11	51	44
Apparel group.....	10	250	11	6	4
Furniture-home furnishings-appliance grp..	14	841	13	35	28
Automotive group.....	23	2,834	24	118	106
Gasoline service stations.....	37	1,031	40	22	18
Lumber-building-hardware group.....	20	1,603	15	49	43
Drug and proprietary stores.....	9	420	8	21	17
All other retail stores.....	22	1,553	18	28	21
WHOLESALE TRADE.....	16	2,384	13	39	x
SELECTED SERVICE TRADES, ^{2/} total.....	62	554	70	42	29
Personal services.....	37	247	41	18	14
All other service trades.....	25	307	29	24	15
TOURIST COURTS AND CAMPS.....	7	22	9	-	-
AMUSEMENTS.....	8	164	6	30	x

x Not available.

1/ Includes employees paid for less than the full workweek.

2/ See General Description on last page for changes from the 1939 Census of Business in the coverage of Service Trades.

Table 2.—CENSUS OF BUSINESS PRELIMINARY RESULTS FOR 1948 FOR CITIES OF 2,500 INHABITANTS OR MORE

COLUMBIA COUNTY, OREG.

(Data omitted for trade groups where necessary to avoid disclosure)

City and trade group ¹	Number of establishments	1948 sales and receipts (Thousand dollars)	Active proprietors of unincorporated businesses Nov. 1948	Paid employees, workweek ended nearest Nov. 15, 1948	
				Total employees ²	Full workweek employees
St. Helens:					
Retail trade.....	95	7,173	100	278	224
Selected service trades....	26	325	31	24	19
Remainder of county:					
Retail trade.....	173	9,258	182	303	241
Selected service trades....	36	229	39	18	10

1/ See General Description on this page for changes from the 1939 Census of Business in the coverage of Service Trades.

2/ Includes employees paid for less than the full workweek.

GENERAL DESCRIPTION OF PRELIMINARY RELEASES FOR THE 1948 CENSUS OF BUSINESS

This series of releases, of which one is planned for each county in the United States, presents preliminary results of the 1948 Census of Business. The information is based on reports submitted by business establishments for that Census. The figures shown are preliminary, and are subject to revision in the final Census publications, but the changes are expected to be relatively minor with respect to coverage. The final Census figures will be issued in a series of Business Census bulletins which will show additional detailed kind-of-business information for all places where there are a sufficient number of establishments.

The 1948 Census of Business was taken under the provision of the Act of June 19, 1948, which provides that the Business Census be taken for 1948 and for each fifth year thereafter. Previous Business Censuses were taken for the years 1929, 1933, 1935, and 1939.

Scope of the Census.—The 1948 Census of Business covered all establishments in the following trades, as defined by the Standard Industrial Classification Manual, May 1949 issue, of the Executive Office of the President: all retail trades; all wholesale trades; all service trades in the following four groups—personal services, business services, automobile repairs and services, and miscellaneous repair services; hotels; tourist courts and camps; and amusements, including motion picture theaters. Some important services not covered are radio broadcasting and television, medical and health, legal, educational, nonprofit, accounting, and domestic services.

This coverage is similar to that of the 1939 Business Census. However, "custom trades" and "services incidental to transportation," which are no longer included in the standard classification of the service trades, are not covered by the 1948 Census. In a number of localities, these exclusions as well as

other changes in the standard classification may have a considerable effect in comparing 1948 with 1939 data, particularly with respect to establishment count.

Establishment definition.—For Census purposes, a business establishment is defined to include only enterprises conducted from a recognizable place of business, provided that the annual sales were in excess of \$5,000 for a wholesale trade establishment and \$500 for establishments in other trades. A detailed analysis of coverage will be provided in future Censuses of Business publications.

"Number of establishments" is the number of separate business locations, rather than the number of business companies or organizations, since the Census figures represent information reported separately for each business location or establishment. The establishment count reflects the number of places in business at the end of 1948 excluding administrative and executive offices of multiunit organizations, and "chain store" warehouses.

Sales and receipts.—"1948 sales and receipts" represents sales of merchandise and receipts from repairs and other services to customers. The figures reflect deductions for returned goods and allowances, but not for trade-in allowances; they exclude sales and excise taxes collected from customers and paid directly to any taxing agency.

Proprietors.—"Active proprietors..." represents owners and partners of unincorporated businesses who devoted the major portion of their time to the business in November 1948.

Employment.—"Number of paid employees..." represents all employees on the pay roll for the pay period ending nearest November 15, 1948. "Full workweek" employees, whether regular or seasonal, are those who in the November 15 pay period were paid for working at least the number of hours typically worked in a week by employees of the reporting establishment.

1948 CENSUS OF BUSINESS

RETAIL, WHOLESALE, SERVICE TRADES

U. S. DEPARTMENT OF COMMERCE
BUREAU OF THE CENSUS

PRELIMINARY

For Release April 24, 1950

Release Series BC-1P- 36-006

COOS COUNTY, OREG.

Retail, wholesale, and service establishments located in Coos County, Oregon, showed a substantial expansion in dollar volume of trade from 1939 to 1948 according to preliminary figures from the 1948 Census of Business released today by the Bureau of the Census, U. S. Department of Commerce.

Retail sales in the county during 1948 aggregated \$45.3 million, an increase of 284 percent over the \$11.8 million in 1939, when the preceding Census of Business was taken. Wholesale sales in the county reached a total of \$24.7 million in 1948 as compared with \$4.1 million in 1939. The service trades included in the Census of Business recorded receipts totaling \$2.4 million in 1948 compared with \$0.5 million in 1939.

Employment in the county also rose over the 9-year period between 1939 and 1948 for the above trades. Establishments in these trades reported a combined total of 2,321 paid employees for the workweek ended nearest November 15, 1948. This compared with a total of 1,281 employees reported for the week of November 15, 1939.

These preliminary figures have been derived from a Census report on Coos County, Oregon, which also includes data for the cities of Coos Bay, Coquille, and North Bend. Final figures, superseding the preliminary data for Coos County, will be included in a Bulletin for the State of Oregon to be issued in several months. Similar data will be made available this year in preliminary and final form for each of the counties and States. A single copy of the preliminary release for Coos County as well as an order blank for other area releases may be obtained by writing to the Bureau of the Census, Washington 25, D. C.

Table 1.—CENSUS OF BUSINESS PRELIMINARY RESULTS FOR 1948, BY TRADE GROUP
COOS COUNTY, OREG.

Trade group and kind of business	Number of establishments	1948 sales and receipts (Thousand dollars)	Active proprietors of unincorporated businesses Nov. 1948	Paid employees, workweek ended nearest Nov. 15, 1948	
				Total employees ¹	Full workweek employees
RETAIL TRADE, total.....	547	45,332	612	1,732	1,520
Food group.....	121	11,398	155	217	173
Eating and drinking places.....	113	3,646	139	453	368
General merchandise grp, general stores.....	26	3,769	27	178	150
Apparel group.....	34	1,939	36	74	65
Furniture-home furnishings-appliance grp.....	28	2,850	29	122	118
Automotive group.....	34	8,527	27	290	284
Gasoline service stations.....	61	2,249	69	70	56
Lumber-building-hardware group.....	36	5,120	40	141	133
Drug and proprietary stores.....	15	1,070	17	45	40
All other retail stores.....	79	4,764	73	142	133
WHOLESALE TRADE.....	52	24,743	26	286	x
SELECTED SERVICE TRADES, ² /total.....	137	2,421	151	303	281
Personal services.....	81	1,030	89	152	135
All other service trades.....	56	1,391	62	151	146
HOTELS.....	11	406	16	81	76
TOURIST COURTS AND CAMPS.....	41	259	55	12	9

x Not available.

1/ Includes employees paid for less than the full workweek.

2/ See General Description on last page for changes from the 1939 Census of Business in the coverage of Service Trades.

Table 2.—CENSUS OF BUSINESS PRELIMINARY RESULTS FOR 1948 FOR CITIES OF 2,500 INHABITANTS OR MORE
COOS COUNTY, OREG.

(Data omitted for trade groups where necessary to avoid disclosure)

City and trade group ¹	Number of establishments	1948 sales and receipts (Thousand dollars)	Active proprietors of unincorporated businesses Nov. 1948	Paid employees, workweek ended nearest Nov. 15, 1948	
				Total employees ²	Full workweek employees
Coos Bay:					
Retail trade.....	176	20,596	173	844	767
Selected service trades.....	50	1,476	54	194	191
Tourist courts and camps....	8	80	12	2	1
Coquille:					
Retail trade.....	80	8,527	80	332	306
Selected service trades.....	26	317	28	47	43
North Bend:					
Retail trade.....	81	6,009	96	240	189
Selected service trades.....	19	253	23	34	31
Remainder of county: ^{3/}					
Retail trade.....	210	10,200	263	316	258
Selected service trades.....	42	375	46	28	16
Tourist courts and camps....	25	133	33	5	5

^{1/} See General Description on this page for changes from the 1939 Census of Business in the coverage of Service Trades.

^{2/} Includes employees paid for less than the full workweek.

^{3/} Includes figures for establishments not located in cities of 2,500 inhabitants or more.

GENERAL DESCRIPTION OF PRELIMINARY RELEASES FOR THE 1948 CENSUS OF BUSINESS

This series of releases, of which one is planned for each county in the United States, presents preliminary results of the 1948 Census of Business. The information is based on reports submitted by business establishments for that Census. The figures shown are preliminary, and are subject to revision in the final Census publications, but the changes are expected to be relatively minor with respect to coverage. The final Census figures will be issued in a series of Business Census bulletins which will show additional detailed kind-of-business information for all places where there are a sufficient number of establishments.

The 1948 Census of Business was taken under the provision of the Act of June 19, 1948, which provides that the Business Censuses be taken for 1948 and for each fifth year thereafter. Previous Business Censuses were taken for the years 1929, 1933, 1935, and 1939.

Scope of the Census.—The 1948 Census of Business covered all establishments in the following trades, as defined by the Standard Industrial Classification Manual, May 1949 issue, of the Executive Office of the President: all retail trades; all wholesale trades; all service trades in the following four groups—personal services, business services, automobile repairs and services, and miscellaneous repair services; hotels; tourist courts and camps; and amusements, including motion picture theaters. Some important services not covered are radio broadcasting and television, medical and health, legal, educational, nonprofit, accounting, and domestic services.

This coverage is similar to that of the 1939 Business Census. However, "custom trades" and "services incidental to transportation," which are no longer included in the standard classification of the service trades, are not covered by the 1948 Census. In a number of localities, these exclusions as well as

other changes in the standard classification may have a considerable effect in comparing 1948 with 1939 data, particularly with respect to establishment count.

Establishment definition.—For Census purposes, a business establishment is defined to include only enterprises conducted from a recognizable place of business, provided that the annual sales were in excess of \$5,000 for a wholesale trade establishment and \$500 for establishments in other trades. A detailed analysis of coverage will be provided in future Census of Business publications.

"Number of establishments" is the number of separate business locations, rather than the number of business companies or organizations, since the Census figures represent information reported separately for each business location or establishment. The establishment count reflects the number of places in business at the end of 1948 excluding administrative and executive offices of multiunit organizations, and "chain store" warehouses.

Sales and receipts.—"1948 sales and receipts" represents sales of merchandise and receipts from repairs and other services to customers. The figures reflect deductions for returned goods and allowances, but not for trade-in allowances; they exclude sales and excise taxes collected from customers and paid directly to any taxing agency.

Proprietors.—"Active proprietors..." represents owners and partners of unincorporated businesses who devoted the major portion of their time to the business in November 1948.

Employment.—"Number of paid employees..." represents all employees on the pay roll for the pay period ending nearest November 15, 1948. "Full workweek" employees, whether regular or seasonal, are those who in the November 15 pay period were paid for working at least the number of hours typically worked in a week by employees of the reporting establishment.

1948 CENSUS OF BUSINESS

RETAIL, WHOLESALE, SERVICE TRADES

U. S. DEPARTMENT OF COMMERCE
BUREAU OF THE CENSUS

PRELIMINARY

For Release March 29, 1950

Release Series BC-1P-36-007

CROOK COUNTY, OREG.

Retail, wholesale, and service establishments located in Crook County, Oregon, showed a substantial expansion in dollar volume of trade from 1939 to 1948 according to preliminary figures from the 1948 Census of Business released today by the Bureau of the Census, U. S. Department of Commerce.

Retail sales in the county during 1948 aggregated \$6.5 million, an increase of 333 percent over the \$1.5 million in 1939, when the preceding Census of Business was taken. Wholesale sales in the county reached a total of \$2.7 million in 1948 as compared with \$0.3 million in 1939. The service trades included in the Census of Business recorded receipts totaling \$233,000 in 1948 compared with \$45,000 in 1939.

Employment in the county also rose over the 9-year period between 1939 and 1948 for the above trades. Establishments in these trades reported a combined total of 330 paid employees for the workweek ended nearest November 15, 1948. This compared with a total of 173 employees reported for the week of November 15, 1939.

These preliminary figures have been derived from a Census report on Crook County, Oregon. Final figures, superseding the preliminary data for Crook County, will be included in a Bulletin for the State of Oregon to be issued in several months. Similar data will be made available this year in preliminary and final form for each of the counties and States. A single copy of the preliminary release for Crook County as well as an order blank for other area releases may be obtained by writing to the Bureau of the Census, Washington 25, D. C.

Table 1.—CENSUS OF BUSINESS PRELIMINARY RESULTS FOR 1948, BY TRADE GROUP
CROOK COUNTY, OREG.

Trade group and kind of business	Number of establishments	1948 sales and receipts (Thousand dollars)	Active proprietors of unincorporated businesses Nov. 1948	Paid employees, workweek ended nearest Nov. 15, 1948	
				Total employees ¹	Full workweek employees
RETAIL TRADE, total.....	89	6,480	88	222	192
Food group.....	18	1,845	20	46	42
Eating and drinking places.....	16	373	19	43	35
Gasoline service stations.....	9	425	13	14	12
All other retail stores.....	46	3,837	36	119	103
WHOLESALE TRADE.....	12	2,743	12	75	x
SELECTED SERVICE TRADES ^{2/}	16	233	17	33	32

x Not available.

1/ Includes employees paid for less than the full workweek.

2/ See General Description on last page for changes from the 1939 Census of Business in the coverage of Service Trades.

GENERAL DESCRIPTION OF PRELIMINARY RELEASES FOR THE 1948 CENSUS OF BUSINESS

This series of releases, of which one is planned for each county in the United States, presents preliminary results of the 1948 Census of Business. The information is based on reports submitted by business establishments for that Census. The figures shown are preliminary, and are subject to revision in the final Census publications, but the changes are expected to be relatively minor with respect to coverage. The final Census figures will be issued in a series of Business Census bulletins which will show additional detailed kind-of-business information for all places where there are a sufficient number of establishments.

The 1948 Census of Business was taken under the provision of the Act of June 19, 1948, which provides that the Business Census be taken for 1948 and for each fifth year thereafter. Previous Business Censuses were taken for the years 1929, 1933, 1935, and 1939.

Scope of the Census.—The 1948 Census of Business covered all establishments in the following trades, as defined by the Standard Industrial Classification Manual, May 1949 issue, of the Executive Office of the President: all retail trades; all wholesale trades; all service trades in the following four groups—personal services, business services, automobile repairs and services, and miscellaneous repair services; hotels; tourist courts and camps; and amusements, including motion picture theaters. Some important services not covered are radio broadcasting and television, medical and health, legal, educational, nonprofit, accounting, and domestic services.

This coverage is similar to that of the 1939 Business Census. However, "custom trades" and "services incidental to transportation," which are no longer included in the standard classification of the service trades, are not covered by the 1948 Census. In a number of localities, these exclusions as well as other changes in the standard classification may have a considerable effect in comparing

1948 with 1939 data, particularly with respect to establishment count.

Establishment definition.—For Census purposes, a business establishment is defined to include only enterprises conducted from a recognizable place of business, provided that the annual sales were in excess of \$5,000 for a wholesale trade establishment and \$500 for establishments in other trades. A detailed analysis of coverage will be provided in future Census of Business publications.

"Number of establishments" is the number of separate business locations, rather than the number of business companies or organizations, since the Census figures represent information reported separately for each business location or establishment. The establishment count reflects the number of places in business at the end of 1948 excluding administrative and executive offices of multiunit organizations, and "chain store" warehouses.

Sales and receipts.—"1948 sales and receipts" represents sales of merchandise and receipts from repairs and other services to customers. The figures reflect deductions for returned goods and allowances, but not for trade-in allowances; they exclude sales and excise taxes collected from customers and paid directly to any taxing agency.

Proprietors.—"Active proprietors..." represents owners and partners of unincorporated businesses who devoted the major portion of their time to the business in November 1948.

Employment.—"Number of paid employees..." represents all employees on the pay roll for the pay period ending nearest November 15, 1948. "Full workweek" employees, whether regular or seasonal, are those who in the November 15 pay period were paid for working at least the number of hours typically worked in a week by employees of the reporting establishment.

1948 CENSUS OF BUSINESS

RETAIL, WHOLESALE, SERVICE TRADES

U. S. DEPARTMENT OF COMMERCE
BUREAU OF THE CENSUS

PRELIMINARY

For Release April 3, 1950

Release Series BC-1P-36-008

CURRY COUNTY, OREG.

Retail and service establishments located in Curry County, Oregon, showed a substantial expansion in dollar volume of trade from 1939 to 1948 according to preliminary figures from the 1948 Census of Business released today by the Bureau of the Census, U. S. Department of Commerce.

Retail sales in the county during 1948 aggregated \$4.7 million, an increase of 292 percent over the \$1.2 million in 1939, when the preceding Census of Business was taken. The service trades included in the Census of Business recorded receipts totaling \$192,000 in 1948 compared with \$49,000 in 1939.

Employment in the county also rose over the 9-year period between 1939 and 1948 for the above trades. Establishments in these trades reported a combined total of 133 paid employees for the workweek ended nearest November 15, 1948. This compared with a total of 91 employees reported for the week of November 15, 1939.

These preliminary figures have been derived from a Census report on Curry County, Oregon. Final figures, superseding the preliminary data for Curry County, will be included in a Bulletin for the State of Oregon to be issued in several months. Similar data will be made available this year in preliminary and final form for each of the counties and States. A single copy of the preliminary release for Curry County as well as an order blank for other area releases may be obtained by writing to the Bureau of the Census, Washington 25, D. C.

Table 1.—CENSUS OF BUSINESS PRELIMINARY RESULTS FOR 1948, BY TRADE GROUP
CURRY COUNTY, OREG.

Trade group and kind of business	Number of establishments	1948 sales and receipts (Thousand dollars)	Active proprietors of unincorporated businesses Nov. 1948	Paid employees, workweek ended nearest Nov. 15, 1948	
				Total employees ¹	Full workweek employees
RETAIL TRADE, total.....	119	4,666	141	121	101
Food group.....	26	1,463	29	30	24
Eating and drinking places.....	34	704	40	49	42
Gasoline service stations.....	17	610	16	13	11
All other retail stores.....	42	1,889	56	29	24
SELECTED SERVICE TRADES, ²/total..	24	192	29	12	11
Personal services.....	12	59	15	5	4
All other service trades.....	12	133	14	7	7
HOTELS.....	7	71	8	-	-
TOURIST COURTS AND CAMPS.....	27	166	34	8	6

¹/ Includes employees paid for less than the full workweek.

²/ See General Description on last page for changes from the 1939 Census of Business in the coverage of Service Trades.

GENERAL DESCRIPTION OF PRELIMINARY RELEASES FOR THE 1948 CENSUS OF BUSINESS

This series of releases, of which one is planned for each county in the United States, presents preliminary results of the 1948 Census of Business. The information is based on reports submitted by business establishments for that Census. The figures shown are preliminary, and are subject to revision in the final Census publications, but the changes are expected to be relatively minor with respect to coverage. The final Census figures will be issued in a series of Business Census bulletins which will show additional detailed kind-of-business information for all places where there are a sufficient number of establishments.

The 1948 Census of Business was taken under the provision of the Act of June 19, 1948, which provides that the Business Census be taken for 1948 and for each fifth year thereafter. Previous Business Censuses were taken for the years 1929, 1933, 1935, and 1939.

Scope of the Census.—The 1948 Census of Business covered all establishments in the following trades, as defined by the Standard Industrial Classification Manual, May 1949 issue, of the Executive Office of the President: all retail trades; all wholesale trades; all service trades in the following four groups—personal services, business services, automobile repairs and services, and miscellaneous repair services; hotels; tourist courts and camps; and amusements, including motion picture theaters. Some important services not covered are radio broadcasting and television, medical and health, legal, educational, nonprofit, accounting, and domestic services.

This coverage is similar to that of the 1939 Business Census. However, "custom trades" and "services incidental to transportation," which are no longer included in the standard classification of the service trades, are not covered by the 1948 Census. In a number of localities, these exclusions as well as other changes in the standard classification may have a considerable effect in comparing

1948 with 1939 data, particularly with respect to establishment count.

Establishment definition.—For Census purposes, a business establishment is defined to include only enterprises conducted from a recognizable place of business, provided that the annual sales were in excess of \$5,000 for a wholesale trade establishment and \$500 for establishments in other trades. A detailed analysis of coverage will be provided in future Census of Business publications.

"Number of establishments" is the number of separate business locations, rather than the number of business companies or organizations, since the Census figures represent information reported separately for each business location or establishment. The establishment count reflects the number of places in business at the end of 1948 excluding administrative and executive offices of multiunit organizations, and "chain store" warehouses.

Sales and receipts.—"1948 sales and receipts" represents sales of merchandise and receipts from repairs and other services to customers. The figures reflect deductions for returned goods and allowances, but not for trade-in allowances; they exclude sales and excise taxes collected from customers and paid directly to any taxing agency.

Proprietors.—"Active proprietors..." represents owners and partners of unincorporated businesses who devoted the major portion of their time to the business in November 1948.

Employment.—"Number of paid employees..." represents all employees on the pay roll for the pay period ending nearest November 15, 1948. "Full workweek" employees, whether regular or seasonal, are those who in the November 15 pay period were paid for working at least the number of hours typically worked in a week by employees of the reporting establishment.

1948 CENSUS OF BUSINESS

RETAIL, WHOLESALE, SERVICE TRADES

U. S. DEPARTMENT OF COMMERCE
BUREAU OF THE CENSUS

PRELIMINARY

For Release April 6, 1950

Release Series BC-1P-36-009

DESCHUTES COUNTY, OREG.

Retail, wholesale, and service establishments located in Deschutes County, Oregon, showed a substantial expansion in dollar volume of trade from 1939 to 1948 according to preliminary figures from the 1948 Census of Business released today by the Bureau of the Census, U. S. Department of Commerce.

Retail sales in the county during 1948 aggregated \$30.6 million, an increase of 252 percent over the \$8.7 million in 1939, when the preceding Census of Business was taken. Wholesale sales in the county reached a total of \$15.4 million in 1948 as compared with \$5.1 million in 1939. The service trades included in the Census of Business recorded receipts totaling \$1.2 million in 1948 compared with \$0.4 million in 1939.

Employment in the county also rose over the 9-year period between 1939 and 1948 for the above trades. Establishments in these trades reported a combined total of 1,816 paid employees for the workweek ended nearest November 15, 1948. This compared with a total of 1,341 employees reported for the week of November 15, 1939.

These preliminary figures have been derived from a Census report on Deschutes County, Oregon, which also includes data for the city of Bend. Final figures, superseding the preliminary data for Deschutes County, will be included in a Bulletin for the State of Oregon to be issued in several months. Similar data will be made available this year in preliminary and final form for each of the counties and States. A single copy of the preliminary release for Deschutes County as well as an order blank for other area releases may be obtained by writing to the Bureau of the Census, Washington 25, D. C.

Table 1.—CENSUS OF BUSINESS PRELIMINARY RESULTS FOR 1948, BY TRADE GROUP
DESCHUTES COUNTY, OREG.

Trade group and kind of business	Number of establishments	1948 sales and receipts (Thousand dollars)	Active proprietors of unincorporated businesses Nov. 1948	Paid employees, workweek ended nearest Nov. 15, 1948	
				Total employees ¹	Full workweek employees
RETAIL TRADE, total.....	347	30,610	378	1,190	1,070
Food group.....	61	6,249	67	120	99
Eating and drinking places.....	59	2,172	69	253	225
General merchandise grp, general stores..	10	1,906	9	112	94
Apparel group.....	15	1,291	11	55	41
Furniture-home furnishgs-appliance grp..	21	1,446	27	52	40
Automotive group.....	33	7,011	42	252	247
Gasoline service stations.....	51	2,064	58	59	48
Lumber-building-hardware group.....	31	3,910	22	121	113
Drug and proprietary stores.....	10	713	9	26	25
All other retail stores.....	56	3,848	64	140	138
WHOLESALE TRADE, total.....	44	15,418	37	469	x
Merchant wholesalers.....	25	8,813	21	247	x
Other wholesale.....	19	6,605	16	222	x
SELECTED SERVICE TRADES, ^{2/} total.....	97	1,199	107	157	151
Personal services.....	50	663	58	120	116
Business services.....	6	95	6	10	10
Automotive repairs and services.....	25	239	24	16	15
Other repair services.....	16	202	19	11	10
TOURIST COURTS AND CAMPS.....	38	384	47	15	10
AMUSEMENTS.....	13	373	12	55	x

x Not available.

^{1/} Includes employees paid for less than the full workweek.

^{2/} See General Description on last page for changes from the 1939 Census of Business in the coverage of Service Trades.

Table 2.—CENSUS OF BUSINESS PRELIMINARY RESULTS FOR 1948 FOR CITIES OF 2,500 INHABITANTS OR MORE

DESCHUTES COUNTY, OREG.

(Data omitted for trade groups where necessary to avoid disclosure)

City and trade group ¹	Number of establishments	1948 sales and receipts (Thousand dollars)	Active proprietors of unincorporated businesses Nov. 1948	Paid employees, workweek ended nearest Nov. 15, 1948	
				Total employees ²	Full workweek employees
Bend:					
Retail trade.....	188	17,247	210	674	598
Wholesale trade.....	29	9,265	24	217	x
Selected service trades....	62	814	68	114	109
Tourist courts and camps...	22	230	30	11	8
Remainder of county:					
Retail trade.....	159	13,363	168	516	472
Wholesale trade.....	15	6,153	13	252	x
Selected service trades....	35	385	39	43	42
Tourist courts and camps...	16	154	17	4	2

x Not available.

1/ See General Description on this page for changes from the 1939 Census of Business in the coverage of Service Trades.

2/ Includes employees paid for less than the full workweek.

GENERAL DESCRIPTION OF PRELIMINARY RELEASES FOR THE 1948 CENSUS OF BUSINESS

This series of releases, of which one is planned for each county in the United States, presents preliminary results of the 1948 Census of Business. The information is based on reports submitted by business establishments for that Census. The figures shown are preliminary, and are subject to revision in the final Census publications, but the changes are expected to be relatively minor with respect to coverage. The final Census figures will be issued in a series of Business Census bulletins which will show additional detailed kind-of-business information for all places where there are a sufficient number of establishments.

The 1948 Census of Business was taken under the provision of the Act of June 19, 1948, which provides that the Business Census be taken for 1948 and for each fifth year thereafter. Previous Business Censuses were taken for the years 1929, 1933, 1935, and 1939.

Scope of the Census.—The 1948 Census of Business covered all establishments in the following trades, as defined by the Standard Industrial Classification Manual, May 1949 issue, of the Executive Office of the President: all retail trades; all wholesale trades; all service trades in the following four groups—personal services, business services, automobile repairs and services, and miscellaneous repair services; hotels; tourist courts and camps; and amusements, including motion picture theaters. Some important services not covered are radio broadcasting and television, medical and health, legal, educational, nonprofit, accounting, and domestic services.

This coverage is similar to that of the 1939 Business Census. However, "custom trades" and "services incidental to transportation," which are no longer included in the standard classification of the service trades, are not covered by the 1948 Census. In a number of localities, these exclusions as well as other changes in the standard classification may have

a considerable effect in comparing 1948 with 1939 data, particularly with respect to establishment count.


Establishment definition.—For Census purposes, a business establishment is defined to include only enterprises conducted from a recognizable place of business, provided that the annual sales were in excess of \$5,000 for a wholesale trade establishment and \$500 for establishments in other trades. A detailed analysis of coverage will be provided in future Census of Business publications.

"Number of establishments" is the number of separate business locations, rather than the number of business companies or organizations, since the Census figures represent information reported separately for each business location or establishment. The establishment count reflects the number of places in business at the end of 1948 excluding administrative and executive offices of multiunit organizations, and "chain store" warehouses.

Sales and receipts.—"1948 sales and receipts" represents sales of merchandise and receipts from repairs and other services to customers. The figures reflect deductions for returned goods and allowances, but not for trade-in allowances; they exclude sales and excise taxes collected from customers and paid directly to any taxing agency.

Proprietors.—"Active proprietors..." represents owners and partners of unincorporated businesses who devoted the major portion of their time to the business in November 1948.

Employment.—"Number of paid employees..." represents all employees on the pay roll for the pay period ending nearest November 15, 1948. "Full workweek" employees, whether regular or seasonal, are those who in the November 15 pay period were paid for working at least the number of hours typically worked in a week by employees of the reporting establishment.



1948 CENSUS OF BUSINESS

RETAIL, WHOLESALE, SERVICE TRADES

U. S. DEPARTMENT OF COMMERCE
BUREAU OF THE CENSUS

PRELIMINARY

For Release April 3, 1950

Release Series BC-1P-36-010

DOUGLAS COUNTY, OREG.

Retail, wholesale, and service establishments located in Douglas County, Oregon, showed a substantial expansion in dollar volume of trade from 1939 to 1948 according to preliminary figures from the 1948 Census of Business released today by the Bureau of the Census, U. S. Department of Commerce.

Retail sales in the county during 1948 aggregated \$45.9 million, an increase of 481 percent over the \$7.9 million in 1939, when the preceding Census of Business was taken. Wholesale sales in the county reached a total of \$20.8 million in 1948 as compared with \$2.9 million in 1939. The service trades included in the Census of Business recorded receipts totaling \$2.5 million in 1948 compared with \$0.3 million in 1939.

Employment in the county also rose over the 9-year period between 1939 and 1948 for the above trades. Establishments in these trades reported a combined total of 2,592 paid employees for the workweek ended nearest November 15, 1948. This compared with a total of 946 employees reported for the week of November 15, 1939.

These preliminary figures have been derived from a Census report on Douglas County, Oregon, which also includes data for the city of Roseburg. Final figures, superseding the preliminary data for Douglas County, will be included in a Bulletin for the State of Oregon to be issued in several months. Similar data will be made available this year in preliminary and final form for each of the counties and States. A single copy of the preliminary release for Douglas County as well as an order blank for other area releases may be obtained by writing to the Bureau of the Census, Washington 25, D. C.

Table 1.—CENSUS OF BUSINESS PRELIMINARY RESULTS FOR 1948, BY TRADE GROUP
DOUGLAS COUNTY, OREG.

Trade group and kind of business	Number of establishments	1948 sales and receipts (Thousand dollars)	Active proprietors of unincorporated businesses Nov. 1948	Paid employees, workweek ended nearest Nov. 15, 1948	
				Total employees ¹	Full workweek employees
RETAIL TRADE, total.....	616	45,936	720	1,796	1,509
Food group.....	150	13,139	194	295	248
Eating and drinking places.....	133	3,862	181	410	339
General merchandise grp, general stores.	32	4,220	26	242	188
Apparel group.....	28	1,810	23	82	68
Furniture-home furnishings-appliance grp.	31	2,362	29	97	87
Automotive group.....	30	7,573	29	284	258
Gasoline service stations.....	86	3,455	110	105	81
Lumber-building-hardware group.....	40	2,977	40	86	81
Drug and proprietary stores.....	15	1,215	16	49	32
All other retail stores.....	71	5,323	72	146	127
WHOLESALE TRADE, total.....	64	20,793	54	539	x
Merchant wholesalers.....	40	13,709	33	427	x
Other wholesale.....	24	7,084	21	112	x
SELECTED SERVICE TRADES, ^{2/} total.....	172	2,537	197	257	246
Personal services.....	89	988	100	127	122
All other service trades.....	83	1,549	97	130	124
HOTELS.....	12	626	15	108	107
TOURIST COURTS AND CAMPS.....	54	365	73	16	10
AMUSEMENTS.....	18	469	18	50	x

x Not available.

^{1/} Includes employees paid for less than the full workweek.

^{2/} See General Description on last page for changes from the 1939 Census of Business in the coverage of Service Trades.

Table 2.—CENSUS OF BUSINESS PRELIMINARY RESULTS FOR 1948 FOR CITIES OF 2,500 INHABITANTS OR MORE

DOUGLAS COUNTY, OREG.

(Data omitted for trade groups where necessary to avoid disclosure)

City and trade group ¹	Number of establishments	1948 sales and receipts (Thousand dollars)	Active proprietors of unincorporated businesses Nov. 1948	Paid employees, workweek ended nearest Nov. 15, 1948	
				Total employees ²	Full workweek employees
Roseburg:					
Retail trade.....	186	23,220	192	1,057	909
Wholesale trade.....	34	12,242	26	404	x
Selected service trades....	66	1,388	77	162	157
Tourist courts and camps...	Included with "Remainder of county"				
Remainder of county:					
Retail trade.....	430	22,716	528	739	600
Wholesale trade.....	30	8,551	28	135	x
Selected service trades....	106	1,149	120	95	89
Tourist courts and camps...	54	365	73	16	10

x Not available.

1/ See General Description on this page for changes from the 1939 Census of Business in the coverage of Service Trades.

2/ Includes employees paid for less than the full workweek.

GENERAL DESCRIPTION OF PRELIMINARY RELEASES FOR THE 1948 CENSUS OF BUSINESS

This series of releases, of which one is planned for each county in the United States, presents preliminary results of the 1948 Census of Business. The information is based on reports submitted by business establishments for that Census. The figures shown are preliminary, and are subject to revision in the final Census publications, but the changes are expected to be relatively minor with respect to coverage. The final Census figures will be issued in a series of Business Census bulletins which will show additional detailed kind-of-business information for all places where there are a sufficient number of establishments.

The 1948 Census of Business was taken under the provision of the Act of June 19, 1948, which provides that the Business Census be taken for 1948 and for each fifth year thereafter. Previous Business Censuses were taken for the years 1929, 1933, 1935, and 1939.

Scope of the Census.—The 1948 Census of Business covered all establishments in the following trades, as defined by the Standard Industrial Classification Manual, May 1949 issue, of the Executive Office of the President: all retail trades; all wholesale trades; all service trades in the following four groups—personal services, business services, automobile repairs and services, and miscellaneous repair services; hotels; tourist courts and camps; and amusements, including motion picture theaters. Some important services not covered are radio broadcasting and television, medical and health, legal, educational, nonprofit, accounting, and domestic services.

This coverage is similar to that of the 1939 Business Census. However, "custom trades" and "services incidental to transportation," which are no longer included in the standard classification of the service trades, are not covered by the 1948 Censuses. In a number of localities, these exclusions as well as

other changes in the standard classification may have a considerable effect in comparing 1948 with 1939 data, particularly with respect to establishment count.


Establishment definition.—For Census purposes, a business establishment is defined to include only enterprises conducted from a recognizable place of business, provided that the annual sales were in excess of \$5,000 for a wholesale trade establishment and \$500 for establishments in other trades. A detailed analysis of coverage will be provided in future Censuses of Business publications.

"Number of establishments" is the number of separate business locations, rather than the number of business companies or organizations, since the Census figures represent information reported separately for each business location or establishment. The establishment count reflects the number of places in business at the end of 1948 excluding administrative and executive offices of multiunit organizations, and "chain store" warehouses.

Sales and receipts.—"1948 sales and receipts" represents sales of merchandise and receipts from repairs and other services to customers. The figures reflect deductions for returned goods and allowances, but not for trade-in allowances; they exclude sales and excise taxes collected from customers and paid directly to any taxing agency.

Proprietors.—"Active proprietors..." represents owners and partners of unincorporated businesses who devoted the major portion of their time to the business in November 1948.

Employment.—"Number of paid employees..." represents all employees on the pay roll for the pay period ending nearest November 15, 1948. "Full workweek" employees, whether regular or seasonal, are those who in the November 15 pay period were paid for working at least the number of hours typically worked in a week by employees of the reporting establishment.



1948 CENSUS OF BUSINESS

RETAIL, WHOLESALE, SERVICE TRADES

U. S. DEPARTMENT OF COMMERCE
BUREAU OF THE CENSUS

PRELIMINARY

For Release March 29, 1950

Release Series BC-1P- 36-011

GILLIAM COUNTY, OREG.

Retail establishments located in Gilliam County, Oregon, showed a substantial expansion in dollar volume of trade from 1939 to 1948 according to preliminary figures from the 1948 Census of Business released today by the Bureau of the Census, U. S. Department of Commerce.

Retail sales in the county during 1948 aggregated \$3.6 million, an increase of 177 percent over the \$1.3 million in 1939, when the preceding Census of Business was taken.

Employment in the county decreased over the 9-year period between 1939 and 1948 for the above trade. Retail establishments reported a total of 121 paid employees for the workweek ended nearest November 15, 1948. This compared with a total of 129 employees reported for the week of November 15, 1939.

These preliminary figures have been derived from a Census report on Gilliam County, Oregon. Final figures, superseding the preliminary data for Gilliam County, will be included in a Bulletin for the State of Oregon to be issued in several months. Similar data will be made available this year in preliminary and final form for each of the counties and States. A single copy of the preliminary release for Gilliam County as well as an order blank for other area releases may be obtained by writing to the Bureau of the Census, Washington 25, D. C.

Table 1.—CENSUS OF BUSINESS PRELIMINARY RESULTS FOR 1948, BY TRADE GROUP

GILLIAM COUNTY, OREG.

Trade group and kind of business	Number of establishments	1948 sales and receipts (Thousand dollars)	Active proprietors of unincorporated businesses Nov. 1948	Paid employees, workweek ended nearest Nov. 15, 1948	
				Total employees ¹	Full workweek employees
RETAIL TRADE, total.....	48	3,551	54	121	108
Food group.....	8	465	9	7	6
Eating and drinking places.....	8	244	10	32	31
Gasoline service stations.....	7	386	7	18	14
All other retail stores.....	25	2,456	28	64	57

^{1/} Includes employees paid for less than the full workweek.

GENERAL DESCRIPTION OF PRELIMINARY RELEASES FOR THE 1948 CENSUS OF BUSINESS

This series of releases, of which one is planned for each county in the United States, presents preliminary results of the 1948 Census of Business. The information is based on reports submitted by business establishments for that Census. The figures shown are preliminary, and are subject to revision in the final Census publications, but the changes are expected to be relatively minor with respect to coverage. The final Census figures will be issued in a series of Business Census bulletins which will show additional detailed kind-of-business information for all places where there are a sufficient number of establishments.

The 1948 Census of Business was taken under the provision of the Act of June 19, 1948, which provides that the Business Census be taken for 1948 and for each fifth year thereafter. Previous Business Censuses were taken for the years 1929, 1933, 1935, and 1939.

Scope of the Census.—The 1948 Census of Business covered all establishments in the following trades, as defined by the Standard Industrial Classification Manual, May 1949 issue, of the Executive Office of the President: all retail trades; all wholesale trades; all service trades in the following four groups—personal services, business services, automobile repairs and services, and miscellaneous repair services; hotels; tourist courts and camps; and amusements, including motion picture theaters. Some important services not covered are radio broadcasting and television, medical and health, legal, educational, nonprofit, accounting, and domestic services.

This coverage is similar to that of the 1939 Business Census. However, "custom trades" and "services incidental to transportation," which are no longer included in the standard classification of the service trades, are not covered by the 1948 Census. In a number of localities, these exclusions as well as other changes in the standard classification may have a considerable effect in comparing

1948 with 1939 data, particularly with respect to establishment count.

Establishment definition.—For Census purposes, a business establishment is defined to include only enterprises conducted from a recognizable place of business, provided that the annual sales were in excess of \$5,000 for a wholesale trade establishment and \$500 for establishments in other trades. A detailed analysis of coverage will be provided in future Census of Business publications.

"Number of establishments" is the number of separate business locations, rather than the number of business companies or organizations, since the Census figures represent information reported separately for each business location or establishment. The establishment count reflects the number of places in business at the end of 1948 excluding administrative and executive offices of multiunit organizations, and "chain store" warehouses.

Sales and receipts.—"1948 sales and receipts" represents sales of merchandise and receipts from repairs and other services to customers. The figures reflect deductions for returned goods and allowances, but not for trade-in allowances; they exclude sales and excise taxes collected from customers and paid directly to any taxing agency.

Proprietors.—"Active proprietors..." represents owners and partners of unincorporated businesses who devoted the major portion of their time to the business in November 1948.

Employment.—"Number of paid employees..." represents all employees on the pay roll for the pay period ending nearest November 15, 1948. "Full workweek" employees, whether regular or seasonal, are those who in the November 15 pay period were paid for working at least the number of hours typically worked in a week by employees of the reporting establishment.

1948 CENSUS OF BUSINESS

RETAIL, WHOLESALE, SERVICE TRADES

U. S. DEPARTMENT OF COMMERCE
BUREAU OF THE CENSUS

PRELIMINARY

For Release April 3, 1950

Release Series BC-1P 36-012

GRANT COUNTY, OREG.

Retail, wholesale, and service establishments located in Grant County, Oregon, showed a substantial expansion in dollar volume of trade from 1939 to 1948 according to preliminary figures from the 1948 Census of Business released today by the Bureau of the Census, U. S. Department of Commerce.

Retail sales in the county during 1948 aggregated \$6.8 million, an increase of 258 percent over the \$1.9 million in 1939, when the preceding Census of Business was taken. Wholesale sales in the county reached a total of \$923,000 in 1948 as compared with \$382,000 in 1939. The service trades included in the Census of Business recorded receipts totaling \$233,000 in 1948 compared with \$50,000 in 1939.

Employment in the county also rose over the 9-year period between 1939 and 1948 for the above trades. Establishments in these trades reported a combined total of 290 paid employees for the workweek ended nearest November 15, 1948. This compared with a total of 187 employees reported for the week of November 15, 1939.

These preliminary figures have been derived from a Census report on Grant County, Oregon. Final figures, superseding the preliminary data for Grant County, will be included in a Bulletin for the State of Oregon to be issued in several months. Similar data will be made available this year in preliminary and final form for each of the counties and States. A single copy of the preliminary release for Grant County as well as an order blank for other area releases may be obtained by writing to the Bureau of the Census, Washington 25, D. C.

Table 1.—CENSUS OF BUSINESS PRELIMINARY RESULTS FOR 1948, BY TRADE GROUP
GRANT COUNTY, OREG.

Trade group and kind of business	Number of establishments	1948 sales and receipts (Thousand dollars)	Active proprietors of unincorporated businesses Nov. 1948	Paid employees, workweek ended nearest Nov. 15, 1948	
				Total employees ¹	Full workweek employees
RETAIL TRADE, total.....	113	6,821	131	256	208
Food group.....	17	1,490	19	35	30
Eating and drinking places.....	28	626	33	69	54
Gasoline service stations.....	17	433	20	14	9
All other retail stores.....	51	4,272	59	138	115
WHOLESALE TRADE.....	7	923	8	10	x
SELECTED SERVICE TRADES ^{2/}	18	233	20	24	23

x Not available.

^{1/} Includes employees paid for less than the full workweek.

^{2/} See General Description on last page for changes from the 1939 Census of Business in the coverage of Service Trades.

GENERAL DESCRIPTION OF PRELIMINARY RELEASES FOR THE 1948 CENSUS OF BUSINESS

This series of releases, of which one is planned for each county in the United States, presents preliminary results of the 1948 Census of Business. The information is based on reports submitted by business establishments for that Census. The figures shown are preliminary, and are subject to revision in the final Census publications, but the changes are expected to be relatively minor with respect to coverage. The final Census figures will be issued in a series of Business Census bulletins which will show additional detailed kind-of-business information for all places where there are a sufficient number of establishments.

The 1948 Census of Business was taken under the provision of the Act of June 19, 1948, which provides that the Business Census be taken for 1948 and for each fifth year thereafter. Previous Business Censuses were taken for the years 1929, 1933, 1935, and 1939.

Scope of the Census.—The 1948 Census of Business covered all establishments in the following trades, as defined by the Standard Industrial Classification Manual, May 1949 issue, of the Executive Office of the President: all retail trades; all wholesale trades; all service trades in the following four groups—personal services, business services, automobile repairs and services, and miscellaneous repair services; hotels; tourist courts and camps; and amusements, including motion picture theaters. Some important services not covered are radio broadcasting and television, medical and health, legal, educational, nonprofit, accounting, and domestic services.

This coverage is similar to that of the 1939 Business Census. However, "custom trades" and "services incidental to transportation," which are no longer included in the standard classification of the service trades, are not covered by the 1948 Census. In a number of localities, these exclusions as well as other changes in the standard classification may have a considerable effect in comparing

1948 with 1939 data, particularly with respect to establishment count.

Establishment definition.—For Census purposes, a business establishment is defined to include only enterprises conducted from a recognizable place of business, provided that the annual sales were in excess of \$5,000 for a wholesale trade establishment and \$500 for establishments in other trades. A detailed analysis of coverage will be provided in future Census of Business publications.

"Number of establishments" is the number of separate business locations, rather than the number of business companies or organizations, since the Census figures represent information reported separately for each business location or establishment. The establishment count reflects the number of places in business at the end of 1948 excluding administrative and executive offices of multiunit organizations, and "chain store" warehouses.

Sales and receipts.—"1948 sales and receipts" represents sales of merchandise and receipts from repairs and other services to customers. The figures reflect deductions for returned goods and allowances, but not for trade-in allowances; they exclude sales and excise taxes collected from customers and paid directly to any taxing agency.

Proprietors.—"Active proprietors..." represents owners and partners of unincorporated businesses who devoted the major portion of their time to the business in November 1948.

Employment.—"Number of paid employees..." represents all employees on the pay roll for the pay period ending nearest November 15, 1948. "Full workweek" employees, whether regular or seasonal, are those who in the November 15 pay period were paid for working at least the number of hours typically worked in a week by employees of the reporting establishment.

1948 CENSUS OF BUSINESS

RETAIL, WHOLESALE, SERVICE TRADES

U. S. DEPARTMENT OF COMMERCE
BUREAU OF THE CENSUS

PRELIMINARY

For Release April 3, 1950

Release Series BC-1P-36-013

HARNEY COUNTY, OREG.

Retail, wholesale, and service establishments located in Harney County, Oregon, showed a substantial expansion in dollar volume of trade from 1939 to 1948 according to preliminary figures from the 1948 Census of Business released today by the Bureau of the Census, U. S. Department of Commerce.

Retail sales in the county during 1948 aggregated \$7.2 million, an increase of 200 percent over the \$2.4 million in 1939, when the preceding Census of Business was taken. Wholesale sales in the county reached a total of \$1.8 million in 1948 as compared with \$0.5 million in 1939. The service trades included in the Census of Business recorded receipts totaling \$185,000 in 1948 compared with \$98,000 in 1939.

Employment in the county also rose over the 9-year period between 1939 and 1948 for the above trades. Establishments in these trades reported a combined total of 299 paid employees for the workweek ended nearest November 15, 1948. This compared with a total of 241 employees reported for the week of November 15, 1939.

These preliminary figures have been derived from a Census report on Harney County, Oregon, which also includes data for the city of Burns. Final figures, superseding the preliminary data for Harney County, will be included in a Bulletin for the State of Oregon to be issued in several months. Similar data will be made available this year in preliminary and final form for each of the counties and States. A single copy of the preliminary release for Harney County as well as an order blank for other area releases may be obtained by writing to the Bureau of the Census, Washington 25, D. C.

Table 1.—CENSUS OF BUSINESS PRELIMINARY RESULTS FOR 1948, BY TRADE GROUP

HARNEY COUNTY, OREG.

Trade group and kind of business	Number of establishments	1948 sales and receipts (Thousand dollars)	Active proprietors of unincorporated businesses Nov. 1948	Paid employees, workweek ended nearest Nov. 15, 1948	
				Total employees ¹	Full workweek employees
RETAIL TRADE, total.....	83	7,200	100	265	234
Food group.....	14	1,450	20	24	20
Eating and drinking places.....	13	495	22	48	44
Gasoline service stations.....	10	336	12	8	7
All other retail stores.....	46	4,919	46	185	163
WHOLESALE TRADE.....	12	1,778	11	13	x
SELECTED SERVICE TRADES, ² /total..	16	185	21	21	19
Personal services.....	10	128	12	20	18
All other service trades.....	6	57	9	1	1
TOURIST COURTS AND CAMPS.....	5	66	5	4	2

x Not available.

¹/ Includes employees paid for less than the full workweek.

²/ See General Description on last page for changes from the 1939 Census of Business in the coverage of Service Trades.

Table 2.—CENSUS OF BUSINESS PRELIMINARY RESULTS FOR 1948 FOR CITIES OF 2,500 INHABITANTS OR MORE
HARNEY COUNTY, OREG.

(Data omitted for trade groups where necessary to avoid disclosure)

City and trade group ¹	Number of establishments	1948 sales and receipts (Thousand dollars)	Active proprietors of unincorporated businesses Nov. 1948	Paid employees, workweek ended nearest Nov. 15, 1948	
				Total employees ²	Full workweek employees
Burns:					
Retail trade.....	60	6,744	71	256	229
Selected service trades.....	16	185	21	21	19
Tourist courts and camps.....	5	66	5	4	2
Remainder of county:					
Retail trade.....	23	456	29	9	5

1/ See General Description on this page for changes from the 1939 Census of Business in the coverage of Service Trades.

2/ Includes employees paid for less than the full workweek.

GENERAL DESCRIPTION OF PRELIMINARY RELEASES FOR THE 1948 CENSUS OF BUSINESS

This series of releases, of which one is planned for each county in the United States, presents preliminary results of the 1948 Census of Business. The information is based on reports submitted by business establishments for that Census. The figures shown are preliminary, and are subject to revision in the final Census publications, but the changes are expected to be relatively minor with respect to coverage. The final Census figures will be issued in a series of Business Census bulletins which will show additional detailed kind-of-business information for all places where there are a sufficient number of establishments.

The 1948 Census of Business was taken under the provision of the Act of June 19, 1948, which provides that the Business Census be taken for 1948 and for each fifth year thereafter. Previous Business Censuses were taken for the years 1929, 1933, 1935, and 1939.

Scope of the Census.—The 1948 Census of Business covered all establishments in the following trades, as defined by the Standard Industrial Classification Manual, May 1949 issue, of the Executive Office of the President: all retail trades; all wholesale trades; all service trades in the following four groups—personal services, business services, automobile repairs and services, and miscellaneous repair services; hotels; tourist courts and camps; and amusements, including motion picture theaters. Some important services not covered are radio broadcasting and television, medical and health, legal, educational, nonprofit, accounting, and domestic services.

This coverage is similar to that of the 1939 Business Census. However, "custom trades" and "services incidental to transportation," which are no longer included in the standard classification of the service trades, are not covered by the 1948 Census. In a number of localities, these exclusions as well as

other changes in the standard classification may have a considerable effect in comparing 1948 with 1939 data, particularly with respect to establishment count.

Establishment definition.—For Census purposes, a business establishment is defined to include only enterprises conducted from a recognizable place of business, provided that the annual sales were in excess of \$5,000 for a wholesale trade establishment and \$500 for establishments in other trades. A detailed analysis of coverage will be provided in future Censuses of Business publications.

"Number of establishments" is the number of separate business locations, rather than the number of business companies or organizations, since the Census figures represent information reported separately for each business location or establishment. The establishment count reflects the number of places in business at the end of 1948 excluding administrative and executive offices of multiunit organizations, and "chain store" warehouses.

Sales and receipts.—"1948 sales and receipts" represents sales of merchandise and receipts from repairs and other services to customers. The figures reflect deductions for returned goods and allowances, but not for trade-in allowances; they exclude sales and excise taxes collected from customers and paid directly to any taxing agency.

Proprietors.—"Active proprietors..." represents owners and partners of unincorporated businesses who devoted the major portion of their time to the business in November 1948.

Employment.—"Number of paid employees..." represents all employees on the pay roll for the pay period ending nearest November 15, 1948. "Full workweek" employees, whether regular or seasonal, are those who in the November 15 pay period were paid for working at least the number of hours typically worked in a week by employees of the reporting establishment.

1948 CENSUS OF BUSINESS

RETAIL, WHOLESALE, SERVICE TRADES

U. S. DEPARTMENT OF COMMERCE
BUREAU OF THE CENSUS

PRELIMINARY

For Release March 29, 1950

Release Series BC-1P-36-014

HOOD RIVER COUNTY, OREG.

Retail and service establishments located in Hood River County, Oregon, showed a substantial expansion in dollar volume of trade from 1939 to 1948 according to preliminary figures from the 1948 Census of Business released today by the Bureau of the Census, U. S. Department of Commerce.

Retail sales in the county during 1948 aggregated \$12.3 million, an increase of 224 percent over the \$3.8 million in 1939, when the preceding Census of Business was taken. The service trades included in the Census of Business recorded receipts totaling \$425,000 in 1948 compared with \$164,000 in 1939.

Employment in the county also rose over the 9-year period between 1939 and 1948 for the above trades. Establishments in these trades reported a combined total of 552 paid employees for the workweek ended nearest November 15, 1948. This compared with a total of 367 employees reported for the week of November 15, 1939.

These preliminary figures have been derived from a Census report on Hood River County, Oregon, which also includes data for the city of Hood River. Final figures, superseding the preliminary data for Hood River County, will be included in a Bulletin for the State of Oregon to be issued in several months. Similar data will be made available this year in preliminary and final form for each of the counties and States. A single copy of the preliminary release for Hood River County as well as an order blank for other area releases may be obtained by writing to the Bureau of the Census, Washington 25, D. C.

Table 1.—CENSUS OF BUSINESS PRELIMINARY RESULTS FOR 1948, BY TRADE GROUP
HOOD RIVER COUNTY, OREG.

Trade group and kind of business	Number of establishments	1948 sales and receipts (Thousand dollars)	Active proprietors of unincorporated businesses Nov. 1948	Paid employees, workweek ended nearest Nov. 15, 1948	
				Total employees ¹	Full workweek employees
RETAIL TRADE, total.....	182	12,262	205	501	412
Food group.....	37	3,306	40	75	54
Eating and drinking places.....	37	1,065	46	137	106
General merchandise group, general stores.....	8	1,299	8	66	54
Apparel group.....	6	294	7	10	10
Furniture-home furnishings appliance group.....	8	564	9	24	23
Automotive group.....	14	2,073	16	70	69
Gasoline service stations.....	29	695	33	20	14
Lumber-building-hardware group..	18	1,687	22	67	54
Drug and proprietary stores.....	5	274	6	10	6
All other retail stores.....	20	1,005	18	22	22
SELECTED SERVICE TRADES, ² /total...	45	425	51	51	43
Personal services.....	28	263	32	36	34
All other service trades.....	17	162	19	15	9
TOURIST COURTS AND CAMPS.....	16	67	14	-	-
AMUSEMENTS.....	5	111	4	21	x

x Not available.

¹ Includes employees paid for less than the full workweek.

² See General Description on last page for changes from the 1939 Census of Business in the coverage of Service Trades.

Table 2.—CENSUS OF BUSINESS PRELIMINARY RESULTS FOR 1948 FOR CITIES OF 2,500 INHABITANTS OR MORE

HOOD RIVER COUNTY, OREG.

(Data omitted for trade groups where necessary to avoid disclosure)

City and trade group ¹	Number of establishments	1948 sales and receipts (Thousand dollars)	Active proprietors of unincorporated businesses Nov. 1948	Paid employees, workweek ended nearest Nov. 15, 1948	
				Total employees ²	Full workweek employees
Hood River:					
Retail trade.....	100	9,264	110	361	321
Selected service trades.....	23	359	34	47	40
Remainder of county:					
Retail trade.....	32	2,998	95	140	91
Selected service trades.....	17	66	17	4	3

1/ See General Description on this page for changes from the 1939 Census of Business in the coverage of Service Trades.

2/ Includes employees paid for less than the full workweek.

GENERAL DESCRIPTION OF PRELIMINARY RELEASES FOR THE 1948 CENSUS OF BUSINESS

This series of releases, of which one is planned for each county in the United States, presents preliminary results of the 1948 Census of Business. The information is based on reports submitted by business establishments for that Census. The figures shown are preliminary, and are subject to revision in the final Census publications, but the changes are expected to be relatively minor with respect to coverage. The final Census figures will be issued in a series of Business Census bulletins which will show additional detailed kind-of business information for all places where there are a sufficient number of establishments.

The 1948 Census of Business was taken under the provision of the Act of June 19, 1948, which provides that the Business Census be taken for 1948 and for each fifth year thereafter. Previous Business Censuses were taken for the years 1929, 1933, 1935, and 1939.

Scope of the Census.—The 1948 Census of Business covered all establishments in the following trades, as defined by the Standard Industrial Classification Manual, May 1949 issue, of the Executive Office of the President: all retail trades; all wholesale trades; all service trades in the following four groups—personal services, business services, automobile repairs and services, and miscellaneous repair services; hotels; tourist courts and camps; and amusements, including motion picture theaters. Some important services not covered are radio broadcasting and television, medical and health, legal, educational, nonprofit, accounting, and domestic services.

This coverage is similar to that of the 1939 Business Census. However, "custom trades" and "services incidental to transportation," which are no longer included in the standard classification of the service trades, are not covered by the 1948 Census. In a number of localities, these exclusions as well as

other changes in the standard classification may have a considerable effect in comparing 1948 with 1939 data, particularly with respect to establishment count.

Establishment definition.—For Census purposes, a business establishment is defined to include only enterprises conducted from a recognizable place of business, provided that the annual sales were in excess of \$5,000 for a wholesale trade establishment and \$500 for establishments in other trades. A detailed analysis of coverage will be provided in future Census of Business publications.

"Number of establishments" is the number of separate business locations, rather than the number of business companies or organizations, since the Census figures represent information reported separately for each business location or establishment. The establishment count reflects the number of places in business at the end of 1948 excluding administrative and executive offices of multiunit organizations, and "chain store" warehouses.

Sales and receipts.—"1948 sales and receipts" represents sales of merchandise and receipts from repairs and other services to customers. The figures reflect deductions for returned goods and allowances, but not for trade-in allowances; they exclude sales and excise taxes collected from customers and paid directly to any taxing agency.

Proprietors.—"Active proprietors..." represents owners and partners of unincorporated businesses who devoted the major portion of their time to the business in November 1948.

Employment.—"Number of paid employees..." represents all employees on the pay roll for the pay period ending nearest November 15, 1948. "Full workweek" employees, whether regular or seasonal, are those who in the November 15 pay period were paid for working at least the number of hours typically worked in a week by employees of the reporting establishment.

1948 CENSUS OF BUSINESS

RETAIL, WHOLESALE, SERVICE TRADES

U. S. DEPARTMENT OF COMMERCE
BUREAU OF THE CENSUS

PRELIMINARY

For Release March 27, 1950

Release Series BC-1P-36-015

JACKSON COUNTY, OREG.

Retail, wholesale, and service establishments located in Jackson County, Oregon, showed a substantial expansion in dollar volume of trade from 1939 to 1948 according to preliminary figures from the 1948 Census of Business released today by the Bureau of the Census, U. S. Department of Commerce.

Retail sales in the county during 1948 aggregated \$61.0 million, an increase of 355 percent over the \$13.4 million in 1939, when the preceding Census of Business was taken. Wholesale sales in the county reached a total of \$46.4 million in 1948 as compared with \$7.7 million in 1939. The service trades included in the Census of Business recorded receipts totaling \$3.1 million in 1948 compared with \$0.7 million in 1939.

Employment in the county also rose over the 9-year period between 1939 and 1948 for the above trades. Establishments in these trades reported a combined total of 4,589 paid employees for the workweek ended nearest November 15, 1948. This compared with a total of 1,928 employees reported for the week of November 15, 1939.

These preliminary figures have been derived from a Census report on Jackson County, Oregon, which also includes data for the cities of Ashland and Medford. Final figures, superseding the preliminary data for Jackson County, will be included in a Bulletin for the State of Oregon to be issued in several months. Similar data will be made available this year in preliminary and final form for each of the counties and States. A single copy of the preliminary release for Jackson County as well as an order blank for other area releases may be obtained by writing to the Bureau of the Census, Washington 25, D. C.

Table 1.—CENSUS OF BUSINESS PRELIMINARY RESULTS FOR 1948, BY TRADE GROUP
JACKSON COUNTY, OREG.

Trade group and kind of business	Number of establishments	1948 sales and receipts (Thousand dollars)	Active proprietors of unincorporated businesses Nov. 1948	Paid employees, workweek ended nearest Nov. 15, 1948	
				Total employees ¹	Full workweek employees
RETAIL TRADE, total.....	722	60,962	853	2,437	2,131
Food group.....	157	14,133	224	337	270
Eating and drinking places.....	149	4,208	189	508	453
General merchandise grp, general stores..	36	6,198	35	395	321
Apparel group.....	28	2,239	21	125	101
Furniture-home furnishings-appliance grp..	38	3,298	43	121	108
Automotive group.....	46	12,765	46	372	365
Gasoline service stations.....	99	3,414	115	102	81
Lumber-building-hardware group.....	52	5,668	60	186	172
Drug and proprietary stores.....	15	1,546	17	64	62
All other retail stores.....	102	7,493	103	227	198
WHOLESALE TRADE, total.....	91	46,442	70	1,776	x
Merchant wholesalers.....	56	22,017	54	438	x
Petroleum bulk plants, terminals.....	13	5,277	6	65	x
Assemblers of farm products.....	9	8,744	2	1,105	x
Other wholesale.....	13	10,404	8	168	x
SELECTED SERVICE TRADES, ^{2/} total.....	230	3,072	262	376	338
Personal services.....	116	1,488	131	255	234
Business services.....	11	79	14	17	16
Automotive repairs and services.....	66	946	71	61	55
Other repair services.....	37	559	46	43	33
HOTELS.....	13	700	11	146	143
TOURIST COURTS AND CAMPS.....	78	480	115	30	19

x Not available.

^{1/} Includes employees paid for less than the full workweek.

^{2/} See General Description on last page for changes from the 1939 Census of Business in the coverage of Service Trades.

Table 2.—CENSUS OF BUSINESS PRELIMINARY RESULTS FOR 1948 FOR CITIES OF 2,500 INHABITANTS OR MORE

JACKSON COUNTY, OREG.

(Data omitted for trade groups where necessary to avoid disclosure)

City and trade group ¹	Number of establishments	1948 sales and receipts (Thousand dollars)	Active proprietors of unincorporated businesses Nov. 1948	Paid employees, workweek ended nearest Nov. 15, 1948	
				Total employees ²	Full workweek employees
Ashland:					
Retail trade.....	126	8,692	132	378	326
Selected service trades....	29	349	30	54	48
Tourist courts and camps...	11	78	19	4	1
Medford:					
Retail trade.....	301	40,414	329	1,730	1,532
Wholesale trade.....	61	32,470	38	743	x
Selected service trades....	131	2,107	151	292	266
Tourist courts and camps...	13	194	15	18	11
Remainder of county:					
Retail trade.....	295	11,856	392	329	273
Wholesale trade ³ /.....	30	13,972	32	1,033	x
Selected service trades....	70	616	81	30	24
Tourist courts and camps...	54	208	81	8	7

x Not available.

¹/ See General Description on this page for changes from the 1939 Census of Business in the coverage of Service Trades.

²/ Includes employees paid for less than the full workweek.

³/ Includes figures for establishments not located in cities of 5,000 inhabitants or more.

GENERAL DESCRIPTION OF PRELIMINARY RELEASES FOR THE 1948 CENSUS OF BUSINESS

This series of releases, of which one is planned for each county in the United States, presents preliminary results of the 1948 Census of Business. The information is based on reports submitted by business establishments for that Census. The figures shown are preliminary, and are subject to revision in the final Census publications, but the changes are expected to be relatively minor with respect to coverage. The final Census figures will be issued in a series of Business Census bulletins which will show additional detailed kind-of-business information for all places where there are a sufficient number of establishments.

The 1948 Census of Business was taken under the provision of the Act of June 19, 1948, which provides that the Business Census be taken for 1948 and for each fifth year thereafter. Previous Business Censuses were taken for the years 1929, 1933, 1935, and 1939.

Scope of the Census.—The 1948 Census of Business covered all establishments in the following trades, as defined by the Standard Industrial Classification Manual, May 1949 issue, of the Executive Office of the President: all retail trades; all wholesale trades; all service trades in the following four groups—personal services, business services, automobile repairs and services, and miscellaneous repair services; hotels; tourist courts and camps; and amusements, including motion picture theaters. Some important services not covered are radio broadcasting and television, medical and health, legal, educational, nonprofit, accounting, and domestic services.

This coverage is similar to that of the 1939 Business Census. However, "custom trades" and "services incidental to transportation," which are no longer included in the standard classification of the service trades, are not covered by the 1948 Census. In a number of localities, these exclusions as well as other changes in the standard classification may have

a considerable effect in comparing 1948 with 1939 data, particularly with respect to establishment count.

Establishment definition.—For Census purposes, a business establishment is defined to include only enterprises conducted from a recognizable place of business, provided that the annual sales were in excess of \$5,000 for a wholesale trade establishment and \$500 for establishments in other trades. A detailed analysis of coverage will be provided in future Census of Business publications.

"Number of establishments" is the number of separate business locations, rather than the number of business companies or organizations, since the Census figures represent information reported separately for each business location or establishment. The establishment count reflects the number of places in business at the end of 1948 excluding administrative and executive offices of multiunit organizations, and "chain store" warehouses.

Sales and receipts.—"1948 sales and receipts" represents sales of merchandise and receipts from repairs and other services to customers. The figures reflect deductions for returned goods and allowances, but not for trade-in allowances; they exclude sales and excise taxes collected from customers and paid directly to any taxing agency.

Proprietors.—"Active proprietors..." represents owners and partners of unincorporated businesses who devoted the major portion of their time to the business in November 1948.

Employment.—"Number of paid employees..." represents all employees on the pay roll for the pay period ending nearest November 15, 1948. "Full workweek" employees, whether regular or seasonal, are those who in the November 15 pay period were paid for working at least the number of hours typically worked in a week by employees of the reporting establishment.

1877

1878

1948 CENSUS OF BUSINESS

RETAIL, WHOLESALE, SERVICE TRADES

U. S. DEPARTMENT OF COMMERCE
BUREAU OF THE CENSUS

PRELIMINARY

For Release May 15, 1950

Release Series BC-1P-36-016

JEFFERSON COUNTY, OREG.

Retail, wholesale, and service establishments located in Jefferson County, Oregon, showed a substantial expansion in dollar volume of trade from 1939 to 1948 according to preliminary figures from the 1948 Census of Business released today by the Bureau of the Census, U. S. Department of Commerce.

Retail sales in the county during 1948 aggregated \$3.9 million, an increase of 550 percent over the \$0.6 million in 1939, when the preceding Census of Business was taken. Wholesale sales in the county reached a total of \$1.0 million in 1948 as compared with \$0.2 million in 1939. The service trades included in the Census of Business recorded receipts totaling \$109,000 in 1948 compared with \$3,000 in 1939.

Employment in the county also rose over the 9-year period between 1939 and 1948 for the above trades. Establishments in these trades reported a combined total of 155 paid employees for the workweek ended nearest November 15, 1948. This compared with a total of 50 employees reported for the week of November 15, 1939.

These preliminary figures have been derived from a Census report on Jefferson County, Oregon. Final figures, superseding the preliminary data for Jefferson County, will be included in a Bulletin for the State of Oregon to be issued in several months. Similar data will be made available this year in preliminary and final form for each of the counties and States. A single copy of the preliminary release for Jefferson County as well as an order blank for other area releases may be obtained by writing to the Bureau of the Census, Washington 25, D. C.

Table 1.—CENSUS OF BUSINESS PRELIMINARY RESULTS FOR 1948, BY TRADE GROUP

JEFFERSON COUNTY, OREG.

Trade group and kind of business	Number of establishments	1948 sales and receipts (Thousand dollars)	Active proprietors of unincorporated businesses Nov. 1948	Paid employees, workweek ended nearest Nov. 15, 1948	
				Total employees ¹	Full workweek employees
RETAIL TRADE, total.....	63	3,859	62	135	121
Food group.....	12	706	16	13	12
Eating and drinking places.....	17	474	19	48	40
Gasoline service stations.....	9	277	9	5	5
All other retail stores.....	25	2,402	18	69	64
WHOLESALE TRADE.....	9	1,046	9	12	x
SELECTED SERVICE TRADES, ^{2/} total.....	14	109	15	8	6
Personal services.....	8	28	8	4	3
All other service trades.....	6	81	7	4	3
HOTELS.....	5	87	8	2	2

x Not available.

1/ Includes employees paid for less than the full workweek.

2/ See General Description on last page for changes from the 1939 Census of Business in the coverage of Service Trades.

GENERAL DESCRIPTION OF PRELIMINARY RELEASES FOR THE 1948 CENSUS OF BUSINESS

This series of releases, of which one is planned for each county in the United States, presents preliminary results of the 1948 Census of Business. The information is based on reports submitted by business establishments for that Census. The figures shown are preliminary, and are subject to revision in the final Census publications, but the changes are expected to be relatively minor with respect to coverage. The final Census figures will be issued in a series of Business Census bulletins which will show additional detailed kind-of-business information for all places where there are a sufficient number of establishments.

The 1948 Census of Business was taken under the provision of the Act of June 19, 1948, which provides that the Business Census be taken for 1948 and for each fifth year thereafter. Previous Business Censuses were taken for the years 1929, 1933, 1935, and 1939.

Scope of the Census.—The 1948 Census of Business covered all establishments in the following trades, as defined by the Standard Industrial Classification Manual, May 1949 issue, of the Executive Office of the President: all retail trades; all wholesale trades; all service trades in the following four groups—personal services, business services, automobile repairs and services, and miscellaneous repair services; hotels; tourist courts and camps; and amusements, including motion picture theaters. Some important services not covered are radio broadcasting and television, medical and health, legal, educational, nonprofit, accounting, and domestic services.

This coverage is similar to that of the 1939 Business Census. However, "custom trades" and "services incidental to transportation," which are no longer included in the standard classification of the service trades, are not covered by the 1948 Census. In a number of localities, these exclusions as well as other changes in the standard classification may have a considerable effect in comparing

1948 with 1939 data, particularly with respect to establishment count.

Establishment definition.—For Census purposes, a business establishment is defined to include only enterprises conducted from a recognizable place of business, provided that the annual sales were in excess of \$5,000 for a wholesale trade establishment and \$500 for establishments in other trades. A detailed analysis of coverage will be provided in future Census of Business publications.

"Number of establishments" is the number of separate business locations, rather than the number of business companies or organizations, since the Census figures represent information reported separately for each business location or establishment. The establishment count reflects the number of places in business at the end of 1948 excluding administrative and executive offices of multiunit organizations, and "chain store" warehouses.

Sales and receipts.—"1948 sales and receipts" represents sales of merchandise and receipts from repairs and other services to customers. The figures reflect deductions for returned goods and allowances, but not for trade-in allowances; they exclude sales and excise taxes collected from customers and paid directly to any taxing agency.

Proprietors.—"Active proprietors..." represents owners and partners of unincorporated businesses who devoted the major portion of their time to the business in November 1948.

Employment.—"Number of paid employees..." represents all employees on the pay roll for the pay period ending nearest November 15, 1948. "Full workweek" employees, whether regular or seasonal, are those who in the November 15 pay period were paid for working at least the number of hours typically worked in a week by employees of the reporting establishment.

1948 CENSUS OF BUSINESS

RETAIL, WHOLESALE, SERVICE TRADES

U. S. DEPARTMENT OF COMMERCE
BUREAU OF THE CENSUS

PRELIMINARY

For Release April 3, 1950

Release Series BC-1P-36-017

JOSEPHINE COUNTY, OREG.

Retail, wholesale, and service establishments located in Josephine County, Oregon, showed a substantial expansion in dollar volume of trade from 1939 to 1948 according to preliminary figures from the 1948 Census of Business released today by the Bureau of the Census, U. S. Department of Commerce.

Retail sales in the county during 1948 aggregated \$27.5 million, an increase of 409 percent over the \$5.4 million in 1939, when the preceding Census of Business was taken. Wholesale sales in the county reached a total of \$10.6 million in 1948 as compared with \$1.1 million in 1939. The service trades included in the Census of Business recorded receipts totaling \$1.7 million in 1948 compared with \$0.3 million in 1939.

Employment in the county also rose over the 9-year period between 1939 and 1948 for the above trades. Establishments in these trades reported a combined total of 1,537 paid employees for the workweek ended nearest November 15, 1948. This compared with a total of 588 employees reported for the week of November 15, 1939.

These preliminary figures have been derived from a Census report on Josephine County, Oregon, which also includes data for the city of Grants Pass. Final figures, superseding the preliminary data for Josephine County, will be included in a Bulletin for the State of Oregon to be issued in several months. Similar data will be made available this year in preliminary and final form for each of the counties and States. A single copy of the preliminary release for Josephine County as well as an order blank for other area releases may be obtained by writing to the Bureau of the Census, Washington 25, D. C.

Table 1.—CENSUS OF BUSINESS PRELIMINARY RESULTS FOR 1948, BY TRADE GROUP

JOSEPHINE COUNTY, OREG.

Trade group and kind of business	Number of establishments	1948 sales and receipts (Thousand dollars)	Active proprietors of unincorporated businesses Nov. 1948	Paid employees, workweek ended nearest Nov. 15, 1948	
				Total employees ¹	Full workweek employees
RETAIL TRADE, total.....	361	27,468	442	1,132	997
Food group.....	77	6,547	106	108	92
Eating and drinking places.....	75	2,225	97	2 258	229
General merchandise grp, general stores	14	2,235	18	125	102
Apparel group.....	11	659	8	38	34
Furniture-home furnishgs-appliance grp.	16	938	19	42	38
Automotive group.....	25	4,379	28	178	171
Gasoline service stations.....	51	2,152	61	98	78
Lumber-building-hardware group.....	27	3,961	35	166	156
Drug and proprietary stores.....	8	819	7	33	31
All other retail stores.....	57	3,553	63	86	66
WHOLESALE TRADE, total.....	34	10,565	28	211	x
Merchant wholesalers.....	20	5,132	19	156	x
Other wholesale.....	14	5,383	9	55	x
SELECTED SERVICE TRADES,²/total.....	107	1,666	114	194	185
Personal services.....	42	709	41	133	126
All other service trades.....	65	957	73	61	49
TOURIST COURTS AND CAMPS.....	65	409	99	110	5

x Not available.

1/ Includes employees paid for less than the full workweek.

2/ See General Description on last page for changes from the 1939 Census of Business in the coverage of Service Trades.

Table 2.—CENSUS OF BUSINESS PRELIMINARY RESULTS FOR 1948 FOR CITIES OF 2,500 INHABITANTS OR MORE

JOSEPHINE COUNTY, OREG.

(Data omitted for trade groups where necessary to avoid disclosure)

City and trade group ¹	Number of establishments	1948 sales and receipts (Thousand dollars)	Active proprietors of unincorporated businesses Nov. 1948	Paid employees, workweek ended nearest Nov. 15, 1948	
				Total employees ²	Full workweek employees
Grants Pass:					
Retail trade.....	183	20,519	202	934	841
Wholesale trade.....	26	8,386	17	174	x
Selected service trades.....	69	1,315	70	162	156
Tourist courts and camps....	16	165	27	8	4
Remainder of county:					
Retail trade.....	178	6,949	240	198	156
Wholesale trade.....	8	2,179	11	37	x
Selected service trades.....	38	351	44	32	29
Tourist courts and camps....	49	244	72	2	1

x Not available.

1/ See General Description on this page for changes from the 1939 Census of Business in the coverage of Service Trades.

2/ Includes employees paid for less than the full workweek.

GENERAL DESCRIPTION OF PRELIMINARY RELEASES FOR THE 1948 CENSUS OF BUSINESS

This series of releases, of which one is planned for each county in the United States, presents preliminary results of the 1948 Census of Business. The information is based on reports submitted by business establishments for that Census. The figures shown are preliminary, and are subject to revision in the final Census publications, but the changes are expected to be relatively minor with respect to coverage. The final Census figures will be issued in a series of Business Census bulletins which will show additional detailed kind-of-business information for all places where there are a sufficient number of establishments.

The 1948 Census of Business was taken under the provision of the Act of June 19, 1948, which provides that the Business Census be taken for 1948 and for each fifth year thereafter. Previous Business Censuses were taken for the years 1929, 1933, 1935, and 1939.

Scope of the Census.—The 1948 Census of Business covered all establishments in the following trades, as defined by the Standard Industrial Classification Manual, May 1949 issue, of the Executive Office of the President: all retail trades; all wholesale trades; all service trades in the following four groups—personal services, business services, automobile repairs and services, and miscellaneous repair services; hotels; tourist courts and camps; and amusements, including motion picture theaters. Some important services not covered are radio broadcasting and television, medical and health, legal, educational, nonprofit, accounting, and domestic services.

This coverage is similar to that of the 1939 Business Census. However, "custom trades" and "services incidental to transportation," which are no longer included in the standard classification of the service trades, are not covered by the 1948 Census. In a number of localities, these exclusions as well as

other changes in the standard classification may have a considerable effect in comparing 1948 with 1939 data, particularly with respect to establishment count.

Establishment definition.—For Census purposes, a business establishment is defined to include only enterprises conducted from a recognizable place of business, provided that the annual sales were in excess of \$5,000 for a wholesale trade establishment and \$500 for establishments in other trades. A detailed analysis of coverage will be provided in future Census of Business publications.

"Number of establishments" is the number of separate business locations, rather than the number of business companies or organizations, since the Census figures represent information reported separately for each business location or establishment. The establishment count reflects the number of places in business at the end of 1948 excluding administrative and executive offices of multiunit organizations, and "chain store" warehouses.

Sales and receipts.—"1948 sales and receipts" represents sales of merchandise and receipts from repairs and other services to customers. The figures reflect deductions for returned goods and allowances, but not for trade-in allowances; they exclude sales and excise taxes collected from customers and paid directly to any taxing agency.

Proprietors.—"Active proprietors..." represents owners and partners of unincorporated businesses who devoted the major portion of their time to the business in November 1948.

Employment.—"Number of paid employees..." represents all employees on the pay roll for the pay period ending nearest November 15, 1948. "Full workweek" employees, whether regular or seasonal, are those who in the November 15 pay period were paid for working at least the number of hours typically worked in a week by employees of the reporting establishment.

1948 CENSUS OF BUSINESS

RETAIL, WHOLESALE, SERVICE TRADES

U. S. DEPARTMENT OF COMMERCE
BUREAU OF THE CENSUS

PRELIMINARY

For Release May 15, 1950

Release Series BC-1P-36-018

KLAMATH COUNTY, OREG.

Retail, wholesale, and service establishments located in Klamath County, Oregon, showed a substantial expansion in dollar volume of trade from 1939 to 1948 according to preliminary figures from the 1948 Census of Business released today by the Bureau of the Census, U. S. Department of Commerce.

Retail sales in the county during 1948 aggregated \$55.2 million, an increase of 157 percent over the \$21.5 million in 1939, when the preceding Census of Business was taken. Wholesale sales in the county reached a total of \$41.4 million in 1948 as compared with \$9.7 million in 1939. The service trades included in the Census of Business recorded receipts totaling \$2.4 million in 1948 compared with \$0.9 million in 1939.

Employment in the county also rose over the 9-year period between 1939 and 1948 for the above trades. Establishments in these trades reported a combined total of 3,520 paid employees for the workweek ended nearest November 15, 1948. This compared with a total of 2,738 employees reported for the week of November 15, 1939.

These preliminary figures have been derived from a Census report on Klamath County, Oregon, which also includes data for the city of Klamath Falls. Final figures, superseding the preliminary data for Klamath County, will be included in a Bulletin for the State of Oregon to be issued in several months. Similar data will be made available this year in preliminary and final form for each of the counties and States. A single copy of the preliminary release for Klamath County as well as an order blank for other area releases may be obtained by writing to the Bureau of the Census, Washington 25, D. C.

Table 1.—CENSUS OF BUSINESS PRELIMINARY RESULTS FOR 1948, BY TRADE GROUP

KLAMATH COUNTY, OREG.

Trade group and kind of business	Number of establishments	1948 sales and receipts (Thousand dollars)	Active proprietors of unincorporated businesses Nov. 1948	Paid employees, workweek ended nearest Nov. 15, 1948	
				Total employees ¹	Full workweek employees
RETAIL TRADE, total	584	55,193	606	2,338	2,023
Food group.....	122	11,562	137	202	168
Eating and drinking places.....	138	4,384	159	512	446
General merchandise group, general stores.....	21	6,583	15	428	332
Apparel group.....	26	3,181	24	144	126
Furniture-home furnishings-appliance group..	28	2,445	27	84	80
Automotive group.....	34	12,075	38	362	340
Gasoline service stations.....	90	3,230	83	105	82
Lumber-building-hardware group.....	36	4,854	36	205	192
Drug and proprietary stores.....	16	1,564	15	83	68
All other retail stores.....	73	5,315	72	213	189
WHOLESALE TRADE, total	82	41,380	50	836	x
Merchant wholesalers.....	47	22,770	29	587	x
Petroleum bulk plants, terminals.....	19	6,110	12	65	x
Assemblers of farm products.....	9	8,299	5	145	x
Other types of wholesale.....	7	4,201	4	39	x
SELECTED SERVICE TRADES,² total	167	2,442	195	346	305
Personal services.....	93	1,599	112	274	249
Business services.....	8	164	9	28	21
Automotive repairs and services.....	36	427	43	22	19
Other repair services.....	30	252	31	22	16
HOTELS					
TOURIST COURTS AND CAMPS	33	278	38	15	11

x Not available.

¹/ Includes employees paid for less than the full workweek.

²/ See General Description on last page for changes from the 1939 Census of Business in the coverage of Service Trades.

Table 2.—CENSUS OF BUSINESS PRELIMINARY RESULTS FOR 1948 FOR CITIES OF 2,500 INHABITANTS OR MORE
KLAMATH COUNTY, OREG.

(Data omitted for trade groups where necessary to avoid disclosure)

City and trade group ¹	Number of establishments	1948 sales and receipts (Thousand dollars)	Active proprietors of unincorporated businesses Nov. 1948	Paid employees, workweek ended nearest Nov. 15, 1948	
				Total employees ²	Full workweek employees
Klamath Falls:					
Retail trade.....	335	44,850	348	1,982	1,710
Wholesale trade.....	59	31,109	32	723	x
Selected service trades.....	105	2,024	124	324	284
Hotels.....	21	672	23	108	75
Tourist courts and camps.....	8	75	10	4	3
Remainder of county:					
Retail trade.....	249	10,343	258	356	313
Wholesale trade.....	23	10,271	18	113	x
Selected service trades.....	62	418	71	22	21
Tourist courts and camps.....	25	203	28	11	8

x Not available.

^{1/} See General Description on this page for changes from the 1939 Census of Business in the coverage of Service Trades.

^{2/} Includes employees paid for less than the full workweek.

GENERAL DESCRIPTION OF PRELIMINARY RELEASES FOR THE 1948 CENSUS OF BUSINESS

This series of releases, of which one is planned for each county in the United States, presents preliminary results of the 1948 Census of Business. The information is based on reports submitted by business establishments for that Census. The figures shown are preliminary, and are subject to revision in the final Census publications, but the changes are expected to be relatively minor with respect to coverage. The final Census figures will be issued in a series of Business Census bulletins which will show additional detailed kind-of-business information for all places where there are a sufficient number of establishments.

The 1948 Census of Business was taken under the provision of the Act of June 19, 1948, which provides that the Business Censuses be taken for 1948 and for each fifth year thereafter. Previous Business Censuses were taken for the years 1929, 1933, 1935, and 1939.

Scope of the Census.—The 1948 Census of Business covered all establishments in the following trades, as defined by the Standard Industrial Classification Manual, May 1949 issue, of the Executive Office of the President: all retail trades; all wholesale trades; all service trades in the following four groups—personal services, business services, automobile repairs and services, and miscellaneous repair services; hotels; tourist courts and camps; and amusements, including motion picture theaters. Some important services not covered are radio broadcasting and television, medical and health, legal, educational, nonprofit, accounting, and domestic services.

This coverage is similar to that of the 1939 Business Censuses. However, "custom trades" and "services incidental to transportation," which are no longer included in the standard classification of the service trades, are not covered by the 1948 Censuses. In a number of localities, these exclusions as well as

other changes in the standard classification may have a considerable effect in comparing 1948 with 1939 data, particularly with respect to establishment count.

Establishment definition.—For Census purposes, a business establishment is defined to include only enterprises conducted from a recognizable place of business, provided that the annual sales were in excess of \$5,000 for a wholesale trade establishment and \$500 for establishments in other trades. A detailed analysis of coverage will be provided in future Censuses of Business publications.

"Number of establishments" is the number of separate business locations, rather than the number of business companies or organizations, since the Census figures represent information reported separately for each business location or establishment. The establishment count reflects the number of places in business at the end of 1948 excluding administrative and executive offices of multiunit organizations, and "chain store" warehouses.

Sales and receipts.—"1948 sales and receipts" represents sales of merchandise and receipts from repairs and other services to customers. The figures reflect deductions for returned goods and allowances, but not for trade-in allowances; they exclude sales and excise taxes collected from customers and paid directly to any taxing agency.

Proprietors.—"Active proprietors..." represents owners and partners of unincorporated businesses who devoted the major portion of their time to the business in November 1948.

Employment.—"Number of paid employees..." represents all employees on the pay roll for the pay period ending nearest November 15, 1948. "Full workweek" employees, whether regular or seasonal, are those who in the November 15 pay period were paid for working at least the number of hours typically worked in a week by employees of the reporting establishment.

1948 CENSUS OF BUSINESS

RETAIL, WHOLESALE, SERVICE TRADES

U. S. DEPARTMENT OF COMMERCE
BUREAU OF THE CENSUS

PRELIMINARY

For Release March 29, 1950

Release Series BC-1P-36-019

LAKE COUNTY, OREG.

Retail, wholesale, and service establishments located in Lake County, Oregon, showed a substantial expansion in dollar volume of trade from 1939 to 1948 according to preliminary figures from the 1948 Census of Business released today by the Bureau of the Census, U. S. Department of Commerce.

Retail sales in the county during 1948 aggregated \$8.5 million, an increase of 227 percent over the \$2.6 million in 1939, when the preceding Census of Business was taken. Wholesale sales in the county reached a total of \$1.7 million in 1948 as compared with \$0.4 million in 1939. The service trades included in the Census of Business recorded receipts totaling \$346,000 in 1948 compared with \$96,000 in 1939.

Employment in the county also rose over the 9-year period between 1939 and 1948 for the above trades. Establishments in these trades reported a combined total of 355 paid employees for the workweek ended nearest November 15, 1948. This compared with a total of 247 employees reported for the week of November 15, 1939.

These preliminary figures have been derived from a Census report on Lake County, Oregon. Final figures, superseding the preliminary data for Lake County, will be included in a Bulletin for the State of Oregon to be issued in several months. Similar data will be made available this year in preliminary and final form for each of the counties and States. A single copy of the preliminary release for Lake County as well as an order blank for other area releases may be obtained by writing to the Bureau of the Census, Washington 25, D. C.

Table 1.—CENSUS OF BUSINESS PRELIMINARY RESULTS FOR 1948, BY TRADE GROUP
LAKE COUNTY, OREG.

Trade group and kind of business	Number of establishments	1948 sales and receipts (Thousand dollars)	Active proprietors of unincorporated businesses Nov. 1948	Paid employees, workweek ended nearest Nov. 15, 1948	
				Total employees ¹	Full workweek employees
RETAIL TRADE, total.....	92	8,455	111	305	268
Food group.....	22	1,668	29	28	21
Eating and drinking places.....	12	453	17	56	45
Gasoline service stations.....	12	464	14	17	15
All other retail stores.....	46	5,870	51	204	187
WHOLESALE TRADE.....	12	1,693	13	24	x
SELECTED SERVICE TRADES ^{2/}	24	346	28	26	25

x Not available.

^{1/} Includes employees paid for less than the full workweek.

^{2/} See General Description on last page for changes from the 1939 Census of Business in the coverage of Service Trades.

GENERAL DESCRIPTION OF PRELIMINARY RELEASES FOR THE 1948 CENSUS OF BUSINESS

This series of releases, of which one is planned for each county in the United States, presents preliminary results of the 1948 Census of Business. The information is based on reports submitted by business establishments for that Census. The figures shown are preliminary, and are subject to revision in the final Census publications, but the changes are expected to be relatively minor with respect to coverage. The final Census figures will be issued in a series of Business Census bulletins which will show additional detailed kind-of-business information for all places where there are a sufficient number of establishments.

The 1948 Census of Business was taken under the provision of the Act of June 19, 1948, which provides that the Business Census be taken for 1948 and for each fifth year thereafter. Previous Business Censuses were taken for the years 1929, 1933, 1935, and 1939.

Scope of the Census.—The 1948 Census of Business covered all establishments in the following trades, as defined by the Standard Industrial Classification Manual, May 1949 issue, of the Executive Office of the President: all retail trades; all wholesale trades; all service trades in the following four groups—personal services, business services, automobile repairs and services, and miscellaneous repair services; hotels; tourist courts and camps; and amusements, including motion picture theaters. Some important services not covered are radio broadcasting and television, medical and health, legal, educational, nonprofit, accounting, and domestic services.

This coverage is similar to that of the 1939 Business Census. However, "custom trades" and "services incidental to transportation," which are no longer included in the standard classification of the service trades, are not covered by the 1948 Census. In a number of localities, these exclusions as well as other changes in the standard classification may have a considerable effect in comparing

1948 with 1939 data, particularly with respect to establishment count.

Establishment definition.—For Census purposes, a business establishment is defined to include only enterprises conducted from a recognizable place of business, provided that the annual sales were in excess of \$5,000 for a wholesale trade establishment and \$500 for establishments in other trades. A detailed analysis of coverage will be provided in future Census of Business publications.

"Number of establishments" is the number of separate business locations, rather than the number of business companies or organizations, since the Census figures represent information reported separately for each business location or establishment. The establishment count reflects the number of places in business at the end of 1948 excluding administrative and executive offices of multiunit organizations, and "chain store" warehouses.

Sales and receipts.—"1948 sales and receipts" represents sales of merchandise and receipts from repairs and other services to customers. The figures reflect deductions for returned goods and allowances, but not for trade-in allowances; they exclude sales and excise taxes collected from customers and paid directly to any taxing agency.

Proprietors.—"Active proprietors..." represents owners and partners of unincorporated businesses who devoted the major portion of their time to the business in November 1948.

Employment.—"Number of paid employees..." represents all employees on the pay roll for the pay period ending nearest November 15, 1948. "Full workweek" employees, whether regular or seasonal, are those who in the November 15 pay period were paid for working at least the number of hours typically worked in a week by employees of the reporting establishment.

1948 CENSUS OF BUSINESS

RETAIL, WHOLESALE, SERVICE TRADES

U. S. DEPARTMENT OF COMMERCE
BUREAU OF THE CENSUS

PRELIMINARY

For Release April 17, 1950

Release Series EC-1P-36-C20

LANE COUNTY, OREG.

Retail, wholesale, and service establishments located in Lane County, Oregon, showed a substantial expansion in dollar volume of trade from 1939 to 1948 according to preliminary figures from the 1948 Census of Business released today by the Bureau of the Census, U. S. Department of Commerce.

Retail sales in the county during 1948 aggregated \$124.6 million, an increase of 389 percent over the \$25.5 million in 1939, when the preceding Census of Business was taken. Wholesale sales in the county reached a total of \$111.9 million in 1948 as compared with \$9.9 million in 1939. The service trades included in the Census of Business recorded receipts totaling \$6.9 million in 1948 compared with \$1.1 million in 1939.

Employment in the county also rose over the 9-year period between 1939 and 1948 for the above trades. Establishments in these trades reported a combined total of 8,174 paid employees for the workweek ended nearest November 15, 1948. This compared with a total of 3,273 employees reported for the week of November 15, 1939.

These preliminary figures have been derived from a Census report on Lane County, Oregon, which also includes data for the cities of Cottage Grove, Eugene, and Springfield. Final figures, superseding the preliminary data for Lane County, will be included in a Bulletin for the State of Oregon to be issued in several months. Similar data will be made available this year in preliminary and final form for each of the counties and States. A single copy of the preliminary release for Lane County as well as an order blank for other area releases may be obtained by writing to the Bureau of the Census, Washington 25, D. C.

Table 1.—CENSUS OF BUSINESS PRELIMINARY RESULTS FOR 1948, BY TRADE GROUP
LANE COUNTY, OREG.

Trade group and kind of business	Number of establishments	1948 sales and receipts (Thousand dollars)	Active proprietors of unincorporated businesses Nov. 1948	Paid employees, workweek ended nearest Nov. 15, 1948	
				Total employees ¹	Full workweek employees
RETAIL TRADE, total.....	1,275	124,551	1,564	5,676	4,630
Food group.....	315	29,006	426	698	520
Eating and drinking places.....	226	7,970	308	1,152	909
General merchandise grp, general stores.....	60	16,494	62	1,051	786
Apparel group.....	70	6,447	75	353	291
Furniture-home furnishgs-appliance grp.....	69	7,431	85	383	361
Automotive group.....	74	20,482	83	584	563
Gasoline service stations.....	188	8,401	214	318	253
Lumber-building-hardware group.....	79	9,588	86	324	293
Drug and proprietary stores.....	30	2,820	40	163	125
All other retail stores.....	164	15,912	185	650	529
WHOLESALE TRADE, total.....	184	111,928	157	1,604	x
Merchant wholesalers, total.....	128	88,402	121	1,306	x
Groceries, foods.....	23	13,623	26	301	x
Hardware, elec'l, plum'g and heating.....	8	5,741	8	88	x
Mach'y, equip't, industrial supplies..	35	14,703	31	356	x
Lumber, construction materials.....	24	39,432	21	209	x
All other merchant wholesalers.....	38	14,903	35	352	x
Manufact'rs' sales branches, offices...	9	2,234	-	49	x
Petroleum bulk plants, terminals.....	26	13,065	18	135	x
Agents, brokers (merchandise).....	12	5,883	10	23	x
Assemblers of farm products.....	9	2,344	8	91	x
SELECTED SERVICE TRADES, ^{2/} total.....	422	6,949	487	894	777
Personal services.....	193	2,864	229	538	465
Business services.....	25	559	26	111	87
Automotive repairs and services.....	134	2,245	152	150	137
Other repair services.....	70	1,281	80	95	88
HOTELS.....	22	879	23	219	209
TOURIST COURTS AND CAMPS.....	111	868	153	35	20
AMUSEMENTS.....	48	1,764	48	245	x

x Not available.

^{1/} Includes employees paid for less than the full workweek.

^{2/} See General Description on last page for changes from the 1939 Census of Business in the coverage of Service Trades.

Table 2.—CENSUS OF BUSINESS PRELIMINARY RESULTS FOR 1948 FOR CITIES OF 2,500 INHABITANTS OR MORE

LANE COUNTY, OREG.

(Data omitted for trade groups where necessary to avoid disclosure)

City and trade group ¹	Number of establishments	1948 sales and receipts (Thousand dollars)	Active proprietors of unincorporated businesses Nov. 1948	Paid employees, workweek ended nearest Nov. 15, 1948	
				Total employees ²	Full workweek employees
Cottage Grove:					
Retail trade.....	93	7,795	104	290	229
Selected service trades.....	38	462	47	50	46
Hotels.....		Included with "Remainder of county"			
Tourist courts and camps.....		Included with "Remainder of county"			
Eugene:					
Retail trade.....	512	79,034	600	4,127	3,419
Wholesale trade.....	131	97,207	112	1,314	x
Selected service trades.....	197	4,507	223	675	588
Hotels.....	12	711	12	204	196
Tourist courts and camps.....	13	260	20	18	9
Springfield:					
Retail trade.....	113	7,940	133	395	302
Selected service trades.....	41	565	56	56	49
Hotels.....		Included with "Remainder of county"			
Tourist courts and camps.....	8	39	9	-	-
Remainder of county: ^{3/}					
Retail trade.....	557	29,782	727	864	680
Wholesale trade.....	53	14,721	45	290	x
Selected service trades.....	146	1,415	161	113	94
Hotels.....	10	168	11	15	13
Tourist courts and camps.....	90	569	124	17	11
Amusements.....	26	443	34	98	x

x Not available.

^{1/} See General Description on last page for changes from the 1939 Census of Business in the coverage of Service Trades.^{2/} Includes employees paid for less than the full workweek.^{3/} Except as indicated above, includes figures for establishments, other than wholesale, not located in cities of 2,500 inhabitants or more, and wholesale establishments not located in cities of 5,000 inhabitants or more.

GENERAL DESCRIPTION OF PRELIMINARY RELEASES FOR THE
1948 CENSUS OF BUSINESS

This series of releases, of which one is planned for each county in the United States, presents preliminary results of the 1948 Census of Business. The information is based on reports submitted by business establishments for that Census. The figures shown are preliminary, and are subject to revision in the final Census publications, but the changes are expected to be relatively minor with respect to coverage. The final Census figures will be issued in a series of Business Census bulletins which will show additional detailed kind-of-business information for all places where there are a sufficient number of establishments.

The 1948 Census of Business was taken under the provision of the Act of June 19, 1948, which provides that the Business Census be taken for 1948 and for each fifth year thereafter. Previous Business Censuses were taken for the years 1929, 1933, 1935, and 1939.

Scope of the Census.—The 1948 Census of Business covered all establishments in the following trades, as defined by the Standard Industrial Classification Manual, May 1949 issue, of the Executive Office of the President: all retail trades; all wholesale trades; all service trades in the following four groups—personal services, business services, automobile repairs and services, and miscellaneous repair services; hotels; tourist courts and camps; and amusements, including motion picture theaters. Some important services not covered are radio broadcasting and television, medical and health, legal, educational, nonprofit, accounting, and domestic services.

This coverage is similar to that of the 1939 Business Census. However, "custom trades" and "services incidental to transportation," which are no longer included in the standard classification of the service trades, are not covered by the 1948 Census. In a number of localities, these exclusions as well as other changes in the standard classification may have a considerable effect in comparing

1948 with 1939 data, particularly with respect to establishment count.

Establishment definition.—For Census purposes, a business establishment is defined to include only enterprises conducted from a recognizable place of business, provided that the annual sales were in excess of \$5,000 for a wholesale trade establishment and \$500 for establishments in other trades. A detailed analysis of coverage will be provided in future Census of Business publications.

"Number of establishments" is the number of separate business locations, rather than the number of business companies or organizations, since the Census figures represent information reported separately for each business location or establishment. The establishment count reflects the number of places in business at the end of 1948 excluding administrative and executive offices of multiunit organizations, and "chain store" warehouses.

Sales and receipts.—"1948 sales and receipts" represents sales of merchandise and receipts from repairs and other services to customers. The figures reflect deductions for returned goods and allowances, but not for trade-in allowances; they exclude sales and excise taxes collected from customers and paid directly to any taxing agency.

Proprietors.—"Active proprietors..." represents owners and partners of unincorporated businesses who devoted the major portion of their time to the business in November 1948.

Employment.—"Number of paid employees..." represents all employees on the pay roll for the pay period ending nearest November 15, 1948. "Full workweek" employees, whether regular or seasonal, are those who in the November 15 pay period were paid for working at least the number of hours typically worked in a week by employees of the reporting establishment.

1948 CENSUS OF BUSINESS

RETAIL, WHOLESALE, SERVICE TRADES

U. S. DEPARTMENT OF COMMERCE
BUREAU OF THE CENSUS

PRELIMINARY

For Release April 13, 1950

Release Series BC-1P-36-021

LINCOLN COUNTY, OREG.

Retail, wholesale, and service establishments located in Lincoln County, Oregon, showed a substantial expansion in dollar volume of trade from 1939 to 1948 according to preliminary figures from the 1948 Census of Business released today by the Bureau of the Census, U. S. Department of Commerce.

Retail sales in the county during 1948 aggregated \$18.5 million, an increase of 330 percent over the \$4.3 million in 1939, when the preceding Census of Business was taken. Wholesale sales in the county reached a total of \$4.9 million in 1948 as compared with \$1.2 million in 1939. The service trades included in the Census of Business recorded receipts totaling \$721,000 in 1948 compared with \$188,000 in 1939.

Employment in the county also rose over the 9-year period between 1939 and 1948 for the above trades. Establishments in these trades reported a combined total of 1,182 paid employees for the workweek ended nearest November 15, 1948. This compared with a total of 410 employees reported for the week of November 15, 1939.

These preliminary figures have been derived from a Census report on Lincoln County, Oregon. Final figures, superseding the preliminary data for Lincoln County, will be included in a Bulletin for the State of Oregon to be issued in several months. Similar data will be made available this year in preliminary and final form for each of the counties and States. A single copy of the preliminary release for Lincoln County as well as an order blank for other area releases may be obtained by writing to the Bureau of the Census, Washington 25, D. C.

Table 1.—CENSUS OF BUSINESS PRELIMINARY RESULTS FOR 1948, BY TRADE GROUP

LINCOLN COUNTY, OREG.

Trade group and kind of business	Number of establishments	1948 sales and receipts (Thousand dollars)	Active proprietors of unincorporated businesses Nov. 1948	Paid employees, workweek ended nearest Nov. 15, 1948	
				Total employees ¹	Full workweek employees
RETAIL TRADE, total.....	410	18,544	454	909	766
Food group.....	86	5,592	95	324	304
Eating and drinking places.....	101	2,100	120	223	165
General merchandise grp, general stores	21	1,026	25	44	34
Apparel group.....	12	334	15	11	9
Furniture-home furnishings-appliance grp	20	782	18	23	17
Automotive group.....	23	3,071	24	127	114
Gasoline service stations.....	55	1,577	65	34	26
Lumber-building-hardware group.....	24	1,922	22	67	58
Drug and proprietary stores.....	11	339	14	18	8
All other retail stores.....	57	1,801	56	38	31
WHOLESALE TRADE, total.....	21	4,945	13	186	x
Merchant wholesalers.....	8	1,363	3	44	x
Other types of wholesalers.....	13	3,582	10	142	x
SELECTED SERVICE TRADES ^{2/} total.....	82	721	82	87	74
Personal services.....	56	462	55	78	67
All other service trades.....	26	259	27	9	7
HOTELS.....	10	338	10	36	32
TOURIST COURTS AND CAMPS.....	176	692	209	14	9
AMUSEMENTS.....	14	244	9	55	x

x Not available.

1/ Includes employees paid for less than the full workweek.

2/ See General Description on this page for changes from the 1939 Census of Business in the coverage of Service Trades.

GENERAL DESCRIPTION OF PRELIMINARY RELEASES FOR THE 1948 CENSUS OF BUSINESS

This series of releases, of which one is planned for each county in the United States, presents preliminary results of the 1948 Census of Business. The information is based on reports submitted by business establishments for that Census. The figures shown are preliminary, and are subject to revision in the final Census publications, but the changes are expected to be relatively minor with respect to coverage. The final Census figures will be issued in a series of Business Census bulletins which will show additional detailed kind-of-business information for all places where there are a sufficient number of establishments.

The 1948 Census of Business was taken under the provision of the Act of June 19, 1948, which provides that the Business Census be taken for 1948 and for each fifth year thereafter. Previous Business Censuses were taken for the years 1929, 1933, 1935, and 1939.

Scope of the Census.—The 1948 Census of Business covered all establishments in the following trades, as defined by the Standard Industrial Classification Manual, May 1949 issue, of the Executive Office of the President: all retail trades; all wholesale trades; all service trades in the following four groups—personal services, business services, automobile repairs and services, and miscellaneous repair services; hotels; tourist courts and camps; and amusements, including motion picture theaters. Some important services not covered are radio broadcasting and television, medical and health, legal, educational, nonprofit, accounting, and domestic services.

This coverage is similar to that of the 1939 Business Census. However, "custom trades" and "services incidental to transportation," which are no longer included in the standard classification of the service trades, are not covered by the 1948 Census. In a number of localities, these exclusions as well as

other changes in the standard classification may have a considerable effect in comparing 1948 with 1939 data, particularly with respect to establishment count.

Establishment definition.—For Census purposes, a business establishment is defined to include only enterprises conducted from a recognizable place of business, provided that the annual sales were in excess of \$5,000 for a wholesale trade establishment and \$500 for establishments in other trades. A detailed analysis of coverage will be provided in future Censuses of Business publications.

"Number of establishments" is the number of separate business locations, rather than the number of business companies or organizations, since the Census figures represent information reported separately for each business location or establishment. The establishment count reflects the number of places in business at the end of 1948 excluding administrative and executive offices of multiunit organizations, and "chain store" warehouses.

Sales and receipts.—"1948 sales and receipts" represents sales of merchandise and receipts from repairs and other services to customers. The figures reflect deductions for returned goods and allowances, but not for trade-in allowances; they exclude sales and excise taxes collected from customers and paid directly to any taxing agency.

Proprietors.—"Active proprietors..." represents owners and partners of unincorporated businesses who devoted the major portion of their time to the business in November 1948.

Employment.—"Number of paid employees..." represents all employees on the pay roll for the pay period ending nearest November 15, 1948. "Full workweek" employees, whether regular or seasonal, are those who in the November 15 pay period were paid for working at least the number of hours typically worked in a week by employees of the reporting establishment.

1948 CENSUS OF BUSINESS

RETAIL, WHOLESALE, SERVICE TRADES

U. S. DEPARTMENT OF COMMERCE
BUREAU OF THE CENSUS

PRELIMINARY

For Release April 13, 1950

Release Series BC-1P-36-022

LINN COUNTY, OREG.

Retail, wholesale, and service establishments located in Linn County, Oregon, showed a substantial expansion in dollar volume of trade from 1939 to 1948 according to preliminary figures from the 1948 Census of Business released today by the Bureau of the Census, U. S. Department of Commerce.

Retail sales in the county during 1948 aggregated \$50.0 million, an increase of 495 percent over the \$8.4 million in 1939, when the preceding Census of Business was taken. Wholesale sales in the county reached a total of \$22.3 million in 1948 as compared with \$4.1 million in 1939. The service trades included in the Census of Business recorded receipts totaling \$2.4 million in 1948 compared with \$0.4 million in 1939.

Employment in the county also rose over the 9-year period between 1939 and 1948 for the above trades. Establishments in these trades reported a combined total of 2,565 paid employees for the workweek ended nearest November 15, 1948. This compared with a total of 1,197 employees reported for the week of November 15, 1939.

These preliminary figures have been derived from a Census report on Linn County, Oregon, which also includes data for the cities of Albany and Lebanon. Final figures, superseding the preliminary data for Linn County, will be included in a Bulletin for the State of Oregon to be issued in several months. Similar data will be made available this year in preliminary and final form for each of the counties and States. A single copy of the preliminary release for Linn County as well as an order blank for other area releases may be obtained by writing to the Bureau of the Census, Washington 25, D. C.

Table 1.—CENSUS OF BUSINESS PRELIMINARY RESULTS FOR 1948, BY TRADE GROUP

LINN COUNTY, OREG.

Trade group and kind of business	Number of establishments	1948 sales and receipts (Thousand dollars)	Active proprietors of unincorporated businesses Nov. 1948	Paid employees, workweek ended nearest Nov. 15, 1948	
				Total employees ¹	Full workweek employees
RETAIL TRADE, total.....	620	50,013	752	1,953	1,636
Food group.....	119	11,697	156	295	225
Eating and drinking places.....	108	3,307	152	392	328
General merchandise group, general stores....	28	4,345	28	261	202
Apparel group.....	31	1,412	40	55	37
Furniture-home furnishings-appliance group..	37	2,247	38	97	74
Automotive group.....	39	7,518	44	203	199
Gasoline service stations.....	96	4,221	116	131	102
Lumber-building-hardware group.....	58	7,862	62	280	272
Drug and proprietary stores.....	14	998	14	59	39
All other retail stores.....	90	6,406	102	180	158
WHOLESALE TRADE, total.....	62	22,290	46	347	x
Merchant wholesalers.....	31	9,754	23	194	x
Petroleum bulk plants, terminals.....	17	5,328	14	60	x
Assemblers of farm products.....	14	7,208	9	93	x
SELECTED SERVICE TRADES, ^{2/} total.....	198	2,399	227	265	252
Personal services.....	88	997	105	150	138
All other service trades.....	110	1,402	122	115	114
HOTELS.....	7	153	6	24	21
TOURIST COURTS AND CAMPS.....	27	155	36	4	4
AMUSEMENTS.....	17	592	15	101	x

x Not available.

^{1/} Includes employees paid for less than the full workweek.

^{2/} See General Description on last page for changes from the 1939 Census of Business in the coverage of Service Trades.

Table 2.—CENSUS OF BUSINESS PRELIMINARY RESULTS FOR 1948 FOR CITIES OF 2,500 INHABITANTS OR MORE

LINN COUNTY, OREG.

(Data omitted for trade groups where necessary to avoid disclosure)

City and trade group ¹	Number of establishments	1948 sales and receipts (Thousand dollars)	Active proprietors of unincorporated businesses Nov. 1948	Paid employees, workweek ended nearest Nov. 15, 1948	
				Total employees ²	Full workweek employees
Albany:					
Retail trade.....	210	24,544	249	1,032	858
Wholesale trade.....	32	12,359	19	199	x
Selected service trades.....	62	824	72	115	109
Tourist courts and camps.....	10	64	15	-	-
Lebanon:					
Retail trade.....	121	11,153	129	467	405
Selected service trades.....	47	743	56	79	75
Tourist courts and camps.....	Included with "remainder of county"				
Remainder of county:^{3/}					
Retail trade.....	289	14,316	374	454	373
Wholesale trade.....	30	9,931	27	148	x
Selected service trades.....	89	832	99	71	68
Tourist courts and camps.....	17	91	21	4	4

x Not available.

1/ See General Description on this page for changes from the 1939 Census of Business in the coverage of Service Trades.

2/ Includes employees paid for less than the full workweek.

3/ Includes figures for establishments, other than wholesale, not located in cities of 2,500 inhabitants or more, and wholesale establishments not located in cities of 5,000 inhabitants or more.

GENERAL DESCRIPTION OF PRELIMINARY RELEASES FOR THE 1948 CENSUS OF BUSINESS

This series of releases, of which one is planned for each county in the United States, presents preliminary results of the 1948 Census of Business. The information is based on reports submitted by business establishments for that Census. The figures shown are preliminary, and are subject to revision in the final Census publications, but the changes are expected to be relatively minor with respect to coverage. The final Census figures will be issued in a series of Business Census bulletins which will show additional detailed kind-of-business information for all places where there are a sufficient number of establishments.

The 1948 Census of Business was taken under the provision of the Act of June 19, 1948, which provides that the Business Census be taken for 1948 and for each fifth year thereafter. Previous Business Censuses were taken for the years 1929, 1933, 1935, and 1939.

Scope of the Census.—The 1948 Census of Business covered all establishments in the following trades, as defined by the Standard Industrial Classification Manual, May 1949 issue, of the Executive Office of the President: all retail trades; all wholesale trades; all service trades in the following four groups—personal services, business services, automobile repairs and services, and miscellaneous repair services; hotels; tourist courts and camps; and amusements, including motion picture theaters. Some important services not covered are radio broadcasting and television, medical and health, legal, educational, nonprofit, accounting, and domestic services.

This coverage is similar to that of the 1939 Business Census. However, "custom trades" and "services incidental to transportation," which are no longer included in the standard classification of the service trades, are not covered by the 1948 Census. In a number of localities, these exclusions as well as

other changes in the standard classification may have a considerable effect in comparing 1948 with 1939 data, particularly with respect to establishment count.

Establishment definition.—For Census purposes, a business establishment is defined to include only enterprises conducted from a recognizable place of business, provided that the annual sales were in excess of \$5,000 for a wholesale trade establishment and \$500 for establishments in other trades. A detailed analysis of coverage will be provided in future Census of Business publications.

"Number of establishments" is the number of separate business locations, rather than the number of business companies or organizations, since the Census figures represent information reported separately for each business location or establishment. The establishment count reflects the number of places in business at the end of 1948 excluding administrative and executive offices of multiunit organizations, and "chain store" warehouses.

Sales and receipts.—"1948 sales and receipts" represents sales of merchandise and receipts from repairs and other services to customers. The figures reflect deductions for returned goods and allowances, but not for trade-in allowances; they exclude sales and excise taxes collected from customers and paid directly to any taxing agency.

Proprietors.—"Active proprietors..." represents owners and partners of unincorporated businesses who devoted the major portion of their time to the business in November 1948.

Employment.—"Number of paid employees..." represents all employees on the pay roll for the pay period ending nearest November 15, 1948. "Full workweek" employees, whether regular or seasonal, are those who in the November 15 pay period were paid for working at least the number of hours typically worked in a week by employees of the reporting establishment.

1948 CENSUS OF BUSINESS

RETAIL, WHOLESALE, SERVICE TRADES

U. S. DEPARTMENT OF COMMERCE
BUREAU OF THE CENSUS

PRELIMINARY

For Release April 5, 1950

Release Series BC-1P-36-023

MALHEUR COUNTY, OREG.

Retail, wholesale, and service establishments located in Malheur County, Oregon, showed a substantial expansion in dollar volume of trade from 1939 to 1948 according to preliminary figures from the 1948 Census of Business released today by the Bureau of the Census, U. S. Department of Commerce.

Retail sales in the county during 1948 aggregated \$23.5 million, an increase of 352 percent over the \$5.2 million in 1939, when the preceding Census of Business was taken. Wholesale sales in the county reached a total of \$20.2 million in 1948 as compared with \$3.0 million in 1939. The service trades included in the Census of Business recorded receipts totaling \$918,000 in 1948 compared with \$214,000 in 1939.

Employment in the county also rose over the 9-year period between 1939 and 1948 for the above trades. Establishments in these trades reported a combined total of 1,439 paid employees for the workweek ended nearest November 15, 1948. This compared with a total of 652 employees reported for the week of November 15, 1939.

These preliminary figures have been derived from a Census report on Malheur County, Oregon, which also includes data for the city of Ontario. Final figures, superseding the preliminary data for Malheur County, will be included in a Bulletin for the State of Oregon to be issued in several months. Similar data will be made available this year in preliminary and final form for each of the counties and States. A single copy of the preliminary release for Malheur County as well as an order blank for other area releases may be obtained by writing to the Bureau of the Census, Washington 25, D. C.

Table 1.—CENSUS OF BUSINESS PRELIMINARY RESULTS FOR 1948, BY TRADE GROUP
MALHEUR COUNTY, OREG.

Trade group and kind of business	Number of establishments	1948 sales and receipts (Thousand dollars)	Active proprietors of unincorporated businesses Nov. 1948	Paid employees, workweek ended nearest Nov. 15, 1948	
				Total employees ¹	Full workweek employees
RETAIL TRADE, total.....	261	23,541	306	804	690
Food group.....	45	3,284	62	59	44
Eating and drinking places.....	42	1,289	65	125	109
General merchandise grp, general stores.	18	3,022	15	147	126
Apparel group.....	9	591	11	18	16
Furniture-home furnishgs-appliance grp.	15	978	14	41	31
Automotive group.....	15	3,684	21	101	89
Gasoline service stations.....	44	2,084	46	60	46
Lumber-building-hardware group.....	34	5,662	31	166	150
Drug and proprietary stores.....	9	626	13	28	24
All other retail stores.....	30	2,321	28	59	55
WHOLESALE TRADE.....	58	20,171	54	526	x
SELECTED SERVICE TRADES, ² /total.....	84	918	99	109	98
Personal services.....	35	418	40	66	57
All other service trades.....	49	500	59	43	41
TOURIST COURTS AND CAMPS.....	12	88	16	3	2
AMUSEMENTS.....	8	243	7	49	x

x Not available.

1/ Includes employees paid for less than the full workweek.

2/ See General Description on last page for changes from the 1939 Census of Business in the coverage of Service Trades.

Table 2.—CENSUS OF BUSINESS PRELIMINARY RESULTS FOR 1948 FOR CITIES OF 2,500 INHABITANTS OR MORE

MALHEUR COUNTY, OREG.

(Data omitted for trade groups where necessary to avoid disclosure)

City and trade group ¹	Number of establishments	1948 sales and receipts (Thousand dollars)	Active proprietors of unincorporated businesses Nov. 1948	Paid employees, workweek ended nearest Nov. 15, 1948	
				Total employees ²	Full workweek employees
Ontario:					
Retail trade.....	91	12,501	110	446	387
Selected service trades....	32	410	33	68	60
Tourist courts and camps...	7	66	10	3	2
Remainder of county:					
Retail trade.....	170	11,040	196	358	303
Selected service trades....	52	508	66	41	38
Tourist courts and camps...	5	22	6	-	-

1/ See General Description on this page for changes from the 1939 Census of Business in the coverage of Service Trades.

2/ Includes employees paid for less than the full workweek.

GENERAL DESCRIPTION OF PRELIMINARY RELEASES FOR THE 1948 CENSUS OF BUSINESS

This series of releases, of which one is planned for each county in the United States, presents preliminary results of the 1948 Census of Business. The information is based on reports submitted by business establishments for that Census. The figures shown are preliminary, and are subject to revision in the final Census publications, but the changes are expected to be relatively minor with respect to coverage. The final Census figures will be issued in a series of Business Census bulletins which will show additional detailed kind-of-business information for all places where there are a sufficient number of establishments.

The 1948 Census of Business was taken under the provision of the Act of June 19, 1948, which provides that the Business Census be taken for 1948 and for each fifth year thereafter. Previous Business Censuses were taken for the years 1929, 1933, 1935, and 1939.

Scope of the Census.—The 1948 Census of Business covered all establishments in the following trades, as defined by the Standard Industrial Classification Manual, May 1949 issue, of the Executive Office of the President: all retail trades; all wholesale trades; all service trades in the following four groups—personal services, business services, automobile repairs and services, and miscellaneous repair services; hotels; tourist courts and camps; and amusements, including motion picture theaters. Some important services not covered are radio broadcasting and television, medical and health, legal, educational, nonprofit, accounting, and domestic services.

This coverage is similar to that of the 1939 Business Census. However, "custom trades" and "services incidental to transportation," which are no longer included in the standard classification of the service trades, are not covered by the 1948 Census. In a number of localities, these exclusions as well as other changes in the standard classification may have

a considerable effect in comparing 1948 with 1939 data, particularly with respect to establishment count.

Establishment definition.—For Census purposes, a business establishment is defined to include only enterprises conducted from a recognizable place of business, provided that the annual sales were in excess of \$5,000 for a wholesale trade establishment and \$500 for establishments in other trades. A detailed analysis of coverage will be provided in future Census of Business publications.

"Number of establishments" is the number of separate business locations, rather than the number of business companies or organizations, since the Census figures represent information reported separately for each business location or establishment. The establishment count reflects the number of places in business at the end of 1948 excluding administrative and executive offices of multiunit organizations, and "chain store" warehouses.

Sales and receipts.—"1948 sales and receipts" represents sales of merchandise and receipts from repairs and other services to customers. The figures reflect deductions for returned goods and allowances, but not for trade-in allowances; they exclude sales and excise taxes collected from customers and paid directly to any taxing agency.

Proprietors.—"Active proprietors..." represents owners and partners of unincorporated businesses who devoted the major portion of their time to the business in November 1948.

Employment.—"Number of paid employees..." represents all employees on the pay roll for the pay period ending nearest November 15, 1948. "Full workweek" employees, whether regular or seasonal, are those who in the November 15 pay period were paid for working at least the number of hours typically worked in a week by employees of the reporting establishment.

1948 CENSUS OF BUSINESS

U. S. DEPARTMENT OF COMMERCE
BUREAU OF THE CENSUS

RETAIL, WHOLESALE, SERVICE TRADES

PRELIMINARY

For Release April 17, 1950

Release Series BC-1P-36-024

MARION COUNTY, OREG.

Retail, wholesale, and service establishments located in Marion County, Oregon, showed a substantial expansion in dollar volume of trade from 1939 to 1948 according to preliminary figures from the 1948 Census of Business released today by the Bureau of the Census, U. S. Department of Commerce.

Retail sales in the county during 1948 aggregated \$97.6 million, an increase of 263 percent over the \$26.9 million in 1939, when the preceding Census of Business was taken. Wholesale sales in the county reached a total of \$39.9 million in 1948 as compared with \$12.3 million in 1939. The service trades included in the Census of Business recorded receipts totaling \$4.2 million in 1948 compared with \$1.2 million in 1939.

Employment in the county also rose over the 9-year period between 1939 and 1948 for the above trades. Establishments in these trades reported a combined total of 5,557 paid employees for the workweek ended nearest November 15, 1948. This compared with a total of 3,404 employees reported for the week of November 15, 1939.

These preliminary figures have been derived from a Census report on Marion County, Oregon, which also includes data for the cities of Salem and Silverton. Final figures, superseding the preliminary data for Marion County, will be included in a Bulletin for the State of Oregon to be issued in several months. Similar data will be made available this year in preliminary and final form for each of the counties and States. A single copy of the preliminary release for Marion County as well as an order blank for other area releases may be obtained by writing to the Bureau of the Census, Washington 25, D. C.

Table 1.—CENSUS OF BUSINESS PRELIMINARY RESULTS FOR 1948, BY TRADE GROUP
MARION COUNTY, OREG.

Trade group and kind of business	Number of establishments	1948 sales and receipts (Thousand dollars)	Active proprietors of unincorporated businesses Nov. 1948	Paid employees, workweek ended nearest Nov. 15, 1948	
				Total employees ¹	Full workweek employees
RETAIL TRADE, total.....	1,014	97,603	1,169	4,096	3,473
Food group.....	231	19,707	271	446	339
Eating and drinking places.....	182	5,752	235	625	485
General merchandise grp, general stores.	46	12,143	44	780	618
Apparel group.....	60	5,313	73	282	247
Furniture-home furnishgs-appliance grp.	59	6,052	67	332	303
Automotive group.....	73	20,627	75	623	602
Gasoline service stations.....	140	5,317	153	192	160
Lumber-building-hardware group.....	82	9,167	102	279	258
Drug and proprietary stores.....	28	2,429	29	131	103
All other retail stores.....	113	11,096	120	406	358
WHOLESALE TRADE, total.....	102	39,944	63	946	x
Merchant wholesalers, total.....	59	25,188	43	695	x
Mach'y, equip't, industrial supplies.	12	3,379	8	110	x
Automotive parts, accessories.....	13	2,009	13	104	x
All other merchant wholesalers.....	34	19,800	22	481	x
Petroleum bulk plants, terminals.....	19	6,674	12	65	x
Assemblers of farm products.....	13	4,751	4	143	x
Other types of wholesalers.....	11	3,331	4	43	x
SELECTED SERVICE TRADES, ^{2/} total.....	338	4,241	356	515	456
Personal services.....	181	2,096	181	337	297
Business services.....	15	649	20	62	55
Automotive repairs and services.....	86	1,106	94	86	75
Other repair services.....	56	390	61	30	29
HOTELS.....		Withheld to avoid disclosure			
TOURIST COURTS AND CAMPS.....	35	270	44	13	10
AMUSEMENTS.....	28	992	25	211	x

x Not available.

^{1/} Includes employees paid for less than the full workweek.^{2/} See General Description on last page for changes from the 1939 Census of Business in the coverage of Service Trades.

Table 2.—CENSUS OF BUSINESS PRELIMINARY RESULTS FOR 1948 FOR CITIES OF 2,500 INHABITANTS OR MORE

MARION COUNTY, OREG.

(Data omitted for trade groups where necessary to avoid disclosure)

City and trade group ¹	Number of establishments	1948 sales and receipts (Thousand dollars)	Active proprietors of unincorporated businesses Nov. 1948	Paid employees, workweek ended nearest Nov. 15, 1948	
				Total employees ²	Full workweek employees
Salem:					
Retail trade.....	519	71,638	591	3,322	2,864
Wholesale trade.....	75	32,958	46	852	x
Selected service trades.....	187	3,141	203	423	383
Hotels.....	8	510	6	110	99
Tourist courts and camps....	15	171	19	11	8
Silverton:					
Retail trade.....	69	5,650	68	222	184
Selected service trades.....	22	195	22	28	23
Remainder of county:^{3/}					
Retail trade.....	426	20,315	510	552	425
Wholesale trade.....	27	6,986	17	94	x
Selected service trades.....	129	905	131	64	50
Tourist courts and camps....	20	99	25	2	2
Amusements.....	14	203	16	53	25

x Not available.

1/ See General Description on this page for changes from the 1939 Census of Business in the coverage of Service Trades

2/ Includes employees paid for less than the full workweek.

3/ Includes figures for establishments, other than wholesale, not located in cities of 2,500 inhabitants or more, and wholesale establishments not located in cities of 5,000 inhabitants or more.

GENERAL DESCRIPTION OF PRELIMINARY RELEASES FOR THE 1948 CENSUS OF BUSINESS

This series of releases, of which one is planned for each county in the United States, presents preliminary results of the 1948 Census of Business. The information is based on reports submitted by business establishments for that Census. The figures shown are preliminary, and are subject to revision in the final Census publications, but the changes are expected to be relatively minor with respect to coverage. The final Census figures will be issued in a series of Business Census bulletins which will show additional detailed kind-of-business information for all places where there are a sufficient number of establishments.

The 1948 Census of Business was taken under the provision of the Act of June 19, 1948, which provides that the Business Census be taken for 1948 and for each fifth year thereafter. Previous Business Censuses were taken for the years 1929, 1933, 1935, and 1939.

Scope of the Census.—The 1948 Census of Business covered all establishments in the following trades, as defined by the Standard Industrial Classification Manual, May 1949 issue, of the Executive Office of the President: all retail trades; all wholesale trades; all service trades in the following four groups—personal services, business services, automobile repairs and services, and miscellaneous repair services; hotels; tourist courts and camps; and amusements, including motion picture theaters. Some important services not covered are radio broadcasting and television, medical and health, legal, educational, nonprofit, accounting, and domestic services.

This coverage is similar to that of the 1939 Business Census. However, "custom trades" and "services incidental to transportation," which are no longer included in the standard classification of the service trades, are not covered by the 1948 Census. In a number of localities, these exclusions as well as

other changes in the standard classification may have a considerable effect in comparing 1948 with 1939 data, particularly with respect to establishment count.


Establishment definition.—For Census purposes, a business establishment is defined to include only enterprises conducted from a recognizable place of business, provided that the annual sales were in excess of \$5,000 for a wholesale trade establishment and \$500 for establishments in other trades. A detailed analysis of coverage will be provided in future Census of Business publications.

"Number of establishments" is the number of separate business locations, rather than the number of business companies or organizations, since the Census figures represent information reported separately for each business location or establishment. The establishment count reflects the number of places in business at the end of 1948 excluding administrative and executive offices of multiunit organizations, and "chain store" warehouses.

Sales and receipts.—"1948 sales and receipts" represents sales of merchandise and receipts from repairs and other services to customers. The figures reflect deductions for returned goods and allowances, but not for trade-in allowances; they exclude sales and excise taxes collected from customers and paid directly to any taxing agency.

Proprietors.—"Active proprietors..." represents owners and partners of unincorporated businesses who devoted the major portion of their time to the business in November 1948.

Employment.—"Number of paid employees..." represents all employees on the pay roll for the pay period ending nearest November 15, 1948. "Full workweek" employees, whether regular or seasonal, are those who in the November 15 pay period were paid for working at least the number of hours typically worked in a week by employees of the reporting establishment.



1948 CENSUS OF BUSINESS

RETAIL, WHOLESALE, SERVICE TRADES

U. S. DEPARTMENT OF COMMERCE
BUREAU OF THE CENSUS

PRELIMINARY

For Release March 29, 1950

Release Series BC-1P-36-025

MORROW COUNTY, OREG.

Retail and service establishments located in Morrow County, Oregon, showed a substantial expansion in dollar volume of trade from 1939 to 1948 according to preliminary figures from the 1948 Census of Business released today by the Bureau of the Census, U. S. Department of Commerce.

Retail sales in the county during 1948 aggregated \$4.5 million, an increase of 275 percent over the \$1.2 million in 1939, when the preceding Census of Business was taken. The service trades included in the Census of Business recorded receipts totaling \$156,000 in 1948 compared with \$45,000 in 1939.

Employment in the county also rose over the 9-year period between 1939 and 1948 for the above trades. Establishments in these trades reported a combined total of 145 paid employees for the workweek ended nearest November 15, 1948. This compared with a total of 105 employees reported for the week of November 15, 1939.

These preliminary figures have been derived from a Census report on Morrow County, Oregon. Final figures, superseding the preliminary data for Morrow County, will be included in a Bulletin for the State of Oregon to be issued in several months. Similar data will be made available this year in preliminary and final form for each of the counties and States. A single copy of the preliminary release for Morrow County as well as an order blank for other area releases may be obtained by writing to the Bureau of the Census, Washington 25, D. C.

Table 1.—CENSUS OF BUSINESS PRELIMINARY RESULTS FOR 1948, BY TRADE GROUP
MORROW COUNTY, OREG.

Trade group and kind of business	Number of establishments	1948 sales and receipts (Thousand dollars)	Active proprietors of unincorporated businesses Nov. 1948	Paid employees, workweek ended nearest Nov. 15, 1948	
				Total employees ¹	Full workweek employees
RETAIL TRADE, total.....	69	4,502	74	135	122
Food group.....	15	985	19	17	16
Eating and drinking places....	10	333	9	26	22
Gasoline service stations.....	11	423	13	10	8
All other retail stores.....	33	2,761	33	82	76
SELECTED SERVICE TRADES, ^{2/} total.	18	156	19	10	8
Personal services.....	9	55	9	7	5
All other service trades.....	9	101	10	3	3

^{1/} Includes employees paid for less than the full workweek.

^{2/} See General Description on last page for changes from the 1939 Census of Business in the coverage of Service Trades.

GENERAL DESCRIPTION OF PRELIMINARY RELEASES FOR THE 1948 CENSUS OF BUSINESS

This series of releases, of which one is planned for each county in the United States, presents preliminary results of the 1948 Census of Business. The information is based on reports submitted by business establishments for that Census. The figures shown are preliminary, and are subject to revision in the final Census publications, but the changes are expected to be relatively minor with respect to coverage. The final Census figures will be issued in a series of Business Census bulletins which will show additional detailed kind-of-business information for all places where there are a sufficient number of establishments.

The 1948 Census of Business was taken under the provision of the Act of June 19, 1948, which provides that the Business Census be taken for 1948 and for each fifth year thereafter. Previous Business Censuses were taken for the years 1929, 1933, 1935, and 1939.

Scope of the Census.—The 1948 Census of Business covered all establishments in the following trades, as defined by the Standard Industrial Classification Manual, May 1949 issue, of the Executive Office of the President: all retail trades; all wholesale trades; all service trades in the following four groups—personal services, business services, automobile repairs and services, and miscellaneous repair services; hotels; tourist courts and camps; and amusements, including motion picture theaters. Some important services not covered are radio broadcasting and television, medical and health, legal, educational, nonprofit, accounting, and domestic services.

This coverage is similar to that of the 1939 Business Census. However, "custom trades" and "services incidental to transportation," which are no longer included in the standard classification of the service trades, are not covered by the 1948 Census. In a number of localities, these exclusions as well as other changes in the standard classification may have a considerable effect in comparing

1948 with 1939 data, particularly with respect to establishment count.

Establishment definition.—For Census purposes, a business establishment is defined to include only enterprises conducted from a recognizable place of business, provided that the annual sales were in excess of \$5,000 for a wholesale trade establishment and \$500 for establishments in other trades. A detailed analysis of coverage will be provided in future Census of Business publications.

"Number of establishments" is the number of separate business locations, rather than the number of business companies or organizations, since the Census figures represent information reported separately for each business location or establishment. The establishment count reflects the number of places in business at the end of 1948 excluding administrative and executive offices of multiunit organizations, and "chain store" warehouses.

Sales and receipts.—"1948 sales and receipts" represents sales of merchandise and receipts from repairs and other services to customers. The figures reflect deductions for returned goods and allowances, but not for trade-in allowances; they exclude sales and excise taxes collected from customers and paid directly to any taxing agency.

Proprietors.—"Active proprietors..." represents owners and partners of unincorporated businesses who devoted the major portion of their time to the business in November 1948.

Employment.—"Number of paid employees..." represents all employees on the pay roll for the pay period ending nearest November 15, 1948. "Full workweek" employees, whether regular or seasonal, are those who in the November 15 pay period were paid for working at least the number of hours typically worked in a week by employees of the reporting establishment.

1948 CENSUS OF BUSINESS

RETAIL, WHOLESALE, SERVICE TRADES

U. S. DEPARTMENT OF COMMERCE
BUREAU OF THE CENSUS

PRELIMINARY

For Release May 15, 1950

Release Series BC-1P-36-026

MULTNOMAH COUNTY, OREG.

Retail, wholesale, and service establishments located in Multnomah County, Oregon, showed a substantial expansion in dollar volume of trade from 1939 to 1948 according to preliminary figures from the 1948 Census of Business released today by the Bureau of the Census, U. S. Department of Commerce.

Retail sales in the county during 1948 aggregated \$619,900,000, an increase of 225 percent over the \$190,700,000 sales in 1939, when the preceding Census of Business was taken. Wholesale sales volume in the county showed a 302 percent rise over the same period, reaching a total of \$1,352,000,000 in 1948 as compared with \$336,200,000 in 1939. The service trades included in the Census of Business reported receipts totaling \$49,100,000 in 1948 compared with \$15,700,000 in 1939. Amusement businesses in the county recorded receipts of \$10,500,000 in 1948. No comparable figure for 1939 is available.

Employment in the county also rose over the 9-year period between 1939 and 1948 for the trades covered by the Census of Business. Retail trade establishments reported 32,017 paid employees for the workweek ended nearest November 15, 1948. Of these, 27,455 worked the full week, and the remainder part of the week. The comparable total and full workweek figures for 1939 were 21,485 and 16,995. Wholesale trade establishments reported a total of 17,926 full- and part-week employees for the week of November 15, 1948, compared with 10,613 for the same week in 1939. For the selected service trades, November 15, 1948, paid employees numbered 6,531; the comparable figure for 1939, adjusted for change in scope between the two Censuses, was 4,989.

These preliminary figures have been derived from a Census report on Multnomah County, Oregon. The report also contains data for the city of Portland.

Final figures, superseding the preliminary data for Multnomah County, will be included in a Bulletin for the State of Oregon to be issued in several months. Similar data will be made available this year in preliminary and final form for each of the counties and States. A single copy of the preliminary release for Multnomah County as well as an order blank for other area releases may be obtained by writing to the Bureau of the Census, Washington 25, D. C.

Table 1.—CENSUS OF BUSINESS PRELIMINARY RESULTS FOR 1948, BY TRADE GROUP
MULTNOMAH COUNTY, OREG.

Trade group and kind of business	Number of establishments	1948 sales and receipts (Thousand dollars)	Active proprietors of unincorporated businesses Nov. 1948	Paid employees, workweek ended nearest Nov. 15, 1948	
				Total employees ¹	Full workweek employees
RETAIL TRADE, total.....	5,374	619,943	5,771	32,017	27,455
Food group.....	1,190	131,146	1,339	4,064	2,989
Eating and drinking places.....	1,322	44,963	1,569	6,099	5,162
General merchandise grp, general stores.....	149	137,302	146	9,584	8,243
Apparel group.....	309	34,212	283	1,993	1,784
Furniture-home furnishings-appliance grp.....	248	31,130	256	1,647	1,582
Automotive group.....	244	101,730	251	2,609	2,551
Gasoline service stations.....	689	25,556	732	990	777
Lumber-building-hardware group.....	282	35,360	248	1,541	1,435
Drug and proprietary stores.....	189	13,578	173	856	621
All other retail stores.....	752	64,966	774	2,634	2,311
WHOLESALE TRADE, total.....	1,254	1,352,046	707	17,926	x
Merchant wholesalers, total.....	835	684,362	529	12,442	x
Groceries, foods.....	117	111,203	85	2,233	x
Dry goods, apparel.....	23	9,782	27	151	x
Hardware, elec'l, plum'g and heat'g..	90	107,368	47	2,294	x
Mach'y, equip't, industrial supplies..	201	91,159	111	2,598	x
Lumber, construction materials.....	88	134,883	33	1,509	x
All other merchant wholesalers.....	316	229,967	226	3,657	x
Manufact'rs' sales branches, offices...	184	355,115	10	3,767	x
Petroleum bulk plants, terminals.....	22	60,205	10	494	x
Agents, brokers (merchandise).....	185	206,775	147	587	x
Assemblers of farm products.....	28	45,589	11	636	x
SELECTED SERVICE TRADES, ^{2/} total.....	2,325	49,145	2,407	6,531	5,958
Personal services.....	1,322	21,471	1,383	3,488	3,175
Business services.....	170	9,533	146	1,378	1,249
Automotive repairs and services.....	449	12,832	479	1,158	1,067
Other repair services.....	384	5,309	399	507	467
HOTELS.....					Data withheld to avoid disclosure
TOURIST COURTS AND CAMPS.....	74	658	79	48	35
AMUSEMENTS.....	147	10,457	106	1,260	x

x Not available.

^{1/} Includes employees paid for less than the full workweek.

^{2/} See General Description on last page for changes from the 1939 Census of Business in the coverage of Service Trades.

Table 2.—CENSUS OF BUSINESS PRELIMINARY RESULTS FOR 1948 FOR CITIES OF 2,500 INHABITANTS OR MORE

MULTNOMAH COUNTY, OREG.

(Data omitted for trade groups where necessary to avoid disclosure)

City and trade group ¹	Number of establishments	1948 sales and receipts (Thousand dollars)	Active proprietors of unincorporated businesses Nov. 1948	Paid employees, workweek ended nearest Nov. 15, 1948	
				Total employees ²	Full workweek employees
Portland:					
Retail trade.....	4,618	572,128	4,912	30,179	25,976
Wholesale trade.....	1,072	1,215,706	555	15,875	x
Selected service trades....	2,114	47,457	2,169	6,398	5,844
Hotels.....	166	10,163	166	1,967	1,808
Amusements.....	108	9,489	76	1,109	x
Remainder of county:					
Retail trade.....	756	47,815	859	1,838	1,479
Wholesale trade.....	182	136,340	152	2,051	x
Selected service trades....	211	1,688	238	133	114
Amusements.....	39	968	30	151	x

x Not available.

1/ See General Description on this page for changes from the 1939 Census of Business in the coverage of Service Trades.

2/ Includes employees paid for less than the full workweek.

GENERAL DESCRIPTION OF PRELIMINARY RELEASES FOR THE 1948 CENSUS OF BUSINESS

This series of releases, of which one is planned for each county in the United States, presents preliminary results of the 1948 Census of Business. The information is based on reports submitted by business establishments for that Census. The figures shown are preliminary, and are subject to revision in the final Census publications, but the changes are expected to be relatively minor with respect to coverage. The final Census figures will be issued in a series of Business Census bulletins which will show additional detailed kind-of-business information for all places where there are a sufficient number of establishments.

The 1948 Census of Business was taken under the provision of the Act of June 19, 1948, which provides that the Business Census be taken for 1948 and for each fifth year thereafter. Previous Business Censuses were taken for the years 1929, 1933, 1935, and 1939.

Scope of the Census.—The 1948 Census of Business covered all establishments in the following trades, as defined by the Standard Industrial Classification Manual, May 1949 issue, of the Executive Office of the President: all retail trades; all wholesale trades; all service trades in the following four groups—personal services, business services, automobile repairs and services, and miscellaneous repair services; hotels; tourist courts and camps; and amusements, including motion picture theaters. Some important services not covered are radio broadcasting and television, medical and health, legal, educational, nonprofit, accounting, and domestic services.

This coverage is similar to that of the 1939 Business Census. However, "custom trades" and "services incidental to transportation," which are no longer included in the standard classification of the service trades, are not covered by the 1948 Census. In a number of localities, these exclusions as well as

other changes in the standard classification may have a considerable effect in comparing 1948 with 1939 data, particularly with respect to establishment count.


Establishment definition.—For Census purposes, a business establishment is defined to include only enterprises conducted from a recognizable place of business, provided that the annual sales were in excess of \$5,000 for a wholesale trade establishment and \$500 for establishments in other trades. A detailed analysis of coverage will be provided in future Census of Business publications.

"Number of establishments" is the number of separate business locations, rather than the number of business companies or organizations, since the Census figures represent information reported separately for each business location or establishment. The establishment count reflects the number of places in business at the end of 1948 excluding administrative and executive offices of multiunit organizations, and "chain store" warehouses.

Sales and receipts.—"1948 sales and receipts" represents sales of merchandise and receipts from repairs and other services to customers. The figures reflect deductions for returned goods and allowances, but not for trade-in allowances; they exclude sales and excise taxes collected from customers and paid directly to any taxing agency.

Proprietors.—"Active proprietors..." represents owners and partners of unincorporated businesses who devoted the major portion of their time to the business in November 1948.

Employment.—"Number of paid employees..." represents all employees on the pay roll for the pay period ending nearest November 15, 1948. "Full workweek" employees, whether regular or seasonal, are those who in the November 15 pay period were paid for working at least the number of hours typically worked in a week by employees of the reporting establishment.



1948 CENSUS OF BUSINESS

RETAIL, WHOLESALE, SERVICE TRADES

U. S. DEPARTMENT OF COMMERCE
BUREAU OF THE CENSUS

PRELIMINARY

For Release March 30, 1950

Release Series BC-1P-36-027

POLK COUNTY, OREG.

Retail, wholesale, and service establishments located in Polk County, Oregon, showed a substantial expansion in dollar volume of trade from 1939 to 1948 according to preliminary figures from the 1948 Census of Business released today by the Bureau of the Census, U. S. Department of Commerce.

Retail sales in the county during 1948 aggregated \$14.7 million, an increase of 297 percent over the \$3.7 million in 1939, when the preceding Census of Business was taken. Wholesale sales in the county reached a total of \$8.4 million in 1948 as compared with \$0.8 million in 1939. The service trades included in the Census of Business recorded receipts totaling \$679,000 in 1948 compared with \$156,000 in 1939.

Employment in the county also rose over the 9-year period between 1939 and 1948 for the above trades. Establishments in these trades reported a combined total of 737 paid employees for the workweek ended nearest November 15, 1948. This compared with a total of 343 employees reported for the week of November 15, 1939.

These preliminary figures have been derived from a Census report on Polk County, Oregon, which also includes data for the city of Dallas. Final figures, superseding the preliminary data for Polk County, will be included in a Bulletin for the State of Oregon to be issued in several months. Similar data will be made available this year in preliminary and final form for each of the counties and States. A single copy of the preliminary release for Polk County as well as an order blank for other area releases may be obtained by writing to the Bureau of the Census, Washington 25, D. C.

Table 1.—CENSUS OF BUSINESS PRELIMINARY RESULTS FOR 1948, BY TRADE GROUP
POLK COUNTY, OREGON

Trade group and kind of business	Number of establishments	1948 sales and receipts (Thousand dollars)	Active proprietors of unincorporated businesses Nov. 1948	Paid employees, workweek ended nearest Nov. 15, 1948	
				Total employees ¹	Full workweek employees
RETAIL TRADE, total.....	218	14,727	271	528	441
Food group.....	58	4,096	78	82	63
Eating and drinking places.....	40	1,214	54	117	97
General merchandise group, general stores	11	1,484	11	72	61
Apparel group.....	8	251	9	7	5
Furniture-home furnishings-appliance grp	13	738	15	28	26
Automotive group.....	11	1,571	14	56	56
Gasoline service stations.....	28	1,552	32	42	25
Lumber-building-hardware group.....	21	2,619	25	71	64
Drug and proprietary stores.....	7	397	12	16	10
All other retail stores.....	21	805	21	37	34
WHOLESALE TRADE, total.....	27	8,416	18	138	x
Merchant wholesalers.....	10	1,624	5	50	x
Other wholesale.....	17	6,792	13	88	x
SELECTED SERVICE TRADES, ^{2/} total.....	76	679	85	71	67
Personal services.....	38	272	44	46	43
All other service trades.....	38	407	41	25	24

x Not available.

^{1/} Includes employees paid for less than the full workweek.

^{2/} See General Description on last page for changes in the 1939 Census of Business in the coverage of Service Trades.

Table 2.—CENSUS OF BUSINESS PRELIMINARY RESULTS FOR 1948 FOR CITIES OF 2,500 INHABITANTS OR MORE

POLK COUNTY, OREG.

(Data omitted for trade groups where necessary to avoid disclosure)

City and trade group ¹	Number of establishments	1948 sales and receipts (Thousand dollars)	Active proprietors of unincorporated businesses Nov. 1948	Paid employees, workweek ended nearest Nov. 15, 1948	
				Total employees ²	Full workweek employees
Dallas:					
Retail trade.....	63	5,875	77	226	195
Selected service trades.....	22	215	28	26	24
Remainder of county:					
Retail trade.....	155	8,852	194	302	246
Selected service trades.....	54	464	57	45	43

1/ See General Description on this page for changes from the 1939 Census of Business in the coverage of Service Trades.

2/ Includes employees paid for less than the full workweek.

GENERAL DESCRIPTION OF PRELIMINARY RELEASES FOR THE 1948 CENSUS OF BUSINESS

This series of releases, of which one is planned for each county in the United States, presents preliminary results of the 1948 Census of Business. The information is based on reports submitted by business establishments for that Census. The figures shown are preliminary, and are subject to revision in the final Census publications, but the changes are expected to be relatively minor with respect to coverage. The final Census figures will be issued in a series of Business Census bulletins which will show additional detailed kind-of-business information for all places where there are a sufficient number of establishments.

The 1948 Census of Business was taken under the provision of the Act of June 19, 1948, which provides that the Business Census be taken for 1948 and for each fifth year thereafter. Previous Business Censuses were taken for the years 1929, 1933, 1935, and 1939.

Scope of the Census.—The 1948 Census of Business covered all establishments in the following trades, as defined by the Standard Industrial Classification Manual, May 1949 issue, of the Executive Office of the President: all retail trades; all wholesale trades; all service trades in the following four groups—personal services, business services, automobile repairs and services, and miscellaneous repair services; hotels; tourist courts and camps; and amusements, including motion picture theaters. Some important services not covered are radio broadcasting and television, medical and health, legal, educational, nonprofit, accounting, and domestic services.

This coverage is similar to that of the 1939 Business Census. However, "custom trades" and "services incidental to transportation," which are no longer included in the standard classification of the service trades, are not covered by the 1948 Census. In a number of localities, these exclusions as well as

other changes in the standard classification may have a considerable effect in comparing 1948 with 1939 data, particularly with respect to establishment count.


Establishment definition.—For Census purposes, a business establishment is defined to include only enterprises conducted from a recognizable place of business, provided that the annual sales were in excess of \$5,000 for a wholesale trade establishment and \$500 for establishments in other trades. A detailed analysis of coverage will be provided in future Census of Business publications.

"Number of establishments" is the number of separate business locations, rather than the number of business companies or organizations, since the Census figures represent information reported separately for each business location or establishment. The establishment count reflects the number of places in business at the end of 1948 excluding administrative and executive offices of multiunit organizations, and "chain store" warehouses.

Sales and receipts.—"1948 sales and receipts" represents sales of merchandise and receipts from repairs and other services to customers. The figures reflect deductions for returned goods and allowances, but not for trade-in allowances; they exclude sales and excise taxes collected from customers and paid directly to any taxing agency.

Proprietors.—"Active proprietors..." represents owners and partners of unincorporated businesses who devoted the major portion of their time to the business in November 1948.

Employment.—"Number of paid employees..." represents all employees on the pay roll for the pay period ending nearest November 15, 1948. "Full workweek" employees, whether regular or seasonal, are those who in the November 15 pay period were paid for working at least the number of hours typically worked in a week by employees of the reporting establishment.



1948 CENSUS OF BUSINESS

RETAIL, WHOLESALE, SERVICE TRADES

U. S. DEPARTMENT OF COMMERCE
BUREAU OF THE CENSUS

PRELIMINARY

For Release April 24, 1950

Release Series BC-1P-36-028

SHERMAN COUNTY, OREG.

Retail, wholesale, and service establishments located in Sherman County, Oregon, showed a substantial expansion in dollar volume of trade from 1939 to 1948 according to preliminary figures from the 1948 Census of Business released today by the Bureau of the Census, U. S. Department of Commerce.

Retail sales in the county during 1948 aggregated \$2.1 million, an increase of 250 percent over the \$0.6 million in 1939, when the preceding Census of Business was taken. Wholesale sales in the county reached a total of \$4.8 million in 1948 as compared with \$1.0 million in 1939. The service trades included in the Census of Business recorded receipts totaling \$50,000 in 1948 compared with \$28,000 in 1939.

Employment in the county also rose over the 9-year period between 1939 and 1948 for the above trades. Establishments in these trades reported a combined total of 124 paid employees for the workweek ended nearest November 15, 1948. This compared with a total of 68 employees reported for the week of November 15, 1939.

These preliminary figures have been derived from a Census report on Sherman County, Oregon. Final figures, superseding the preliminary data for Sherman County, will be included in a Bulletin for the State of Oregon to be issued in several months. Similar data will be made available this year in preliminary and final form for each of the counties and States. A single copy of the preliminary release for Sherman County as well as an order blank for other area releases may be obtained by writing to the Bureau of the Census, Washington 25, D. C.

Table 1.—CENSUS OF BUSINESS PRELIMINARY RESULTS FOR 1948, BY TRADE GROUP
SHERMAN COUNTY, OREG.

Trade group and kind of business	Number of establishments	1948 sales and receipts (Thousand dollars)	Active proprietors of unincorporated businesses Nov. 1948	Paid employees, workweek ended nearest Nov. 15, 1948	
				Total employees ¹	Full workweek employees
RETAIL TRADE, total.....	48	2,098	45	102	83
Food group.....	7	391	8	5	3
Eating and drinking places.....	14	268	15	44	42
Gasoline service stations.....	5	67	5	8	7
All other retail stores.....	22	1,372	17	45	31
WHOLESALE TRADE.....	13	4,767	6	22	x
SELECTED SERVICE TRADES ^{2/}	8	50	7	-	-

x Not available.

^{1/} Includes employees paid for less than the full workweek.

^{2/} See General Description on last page for changes from the 1939 Census of Business in the coverage of Service Trades.

GENERAL DESCRIPTION OF PRELIMINARY RELEASES FOR THE 1948 CENSUS OF BUSINESS

This series of releases, of which one is planned for each county in the United States, presents preliminary results of the 1948 Census of Business. The information is based on reports submitted by business establishments for that Census. The figures shown are preliminary, and are subject to revision in the final Census publications, but the changes are expected to be relatively minor with respect to coverage. The final Census figures will be issued in a series of Business Census bulletins which will show additional detailed kind-of-business information for all places where there are a sufficient number of establishments.

The 1948 Census of Business was taken under the provision of the Act of June 19, 1948, which provides that the Business Census be taken for 1948 and for each fifth year thereafter. Previous Business Censuses were taken for the years 1929, 1933, 1935, and 1939.

Scope of the Census.--The 1948 Census of Business covered all establishments in the following trades, as defined by the Standard Industrial Classification Manual, May 1949 issue, of the Executive Office of the President: all retail trades; all wholesale trades; all service trades in the following four groups--personal services, business services, automobile repairs and services, and miscellaneous repair services; hotels; tourist courts and camps; and amusements, including motion picture theaters. Some important services not covered are radio broadcasting and television, medical and health, legal, educational, nonprofit, accounting, and domestic services.

This coverage is similar to that of the 1939 Business Census. However, "custom trades" and "services incidental to transportation," which are no longer included in the standard classification of the service trades, are not covered by the 1948 Census. In a number of localities, these exclusions as well as other changes in the standard classification may have a considerable effect in comparing

1948 with 1939 data, particularly with respect to establishment count.

Establishment definition.--For Census purposes, a business establishment is defined to include only enterprises conducted from a recognizable place of business, provided that the annual sales were in excess of \$5,000 for a wholesale trade establishment and \$500 for establishments in other trades. A detailed analysis of coverage will be provided in future Census of Business publications.

"Number of establishments" is the number of separate business locations, rather than the number of business companies or organizations, since the Census figures represent information reported separately for each business location or establishment. The establishment count reflects the number of places in business at the end of 1948 excluding administrative and executive offices of multiunit organizations, and "chain store" warehouses.

Sales and receipts.--"1948 sales and receipts" represents sales of merchandise and receipts from repairs and other services to customers. The figures reflect deductions for returned goods and allowances, but not for trade-in allowances; they exclude sales and excise taxes collected from customers and paid directly to any taxing agency.

Proprietors.--"Active proprietors..." represents owners and partners of unincorporated businesses who devoted the major portion of their time to the business in November 1948.

Employment.--"Number of paid employees..." represents all employees on the pay roll for the pay period ending nearest November 15, 1948. "Full workweek" employees, whether regular or seasonal, are those who in the November 15 pay period were paid for working at least the number of hours typically worked in a week by employees of the reporting establishment.

1948 CENSUS OF BUSINESS

RETAIL, WHOLESALE, SERVICE TRADES

U. S. DEPARTMENT OF COMMERCE
BUREAU OF THE CENSUS

PRELIMINARY

For Release April 5, 1950

Release Series BC-1P-36-029

TILLAMOOK COUNTY, OREG.

Retail and service establishments located in Tillamook County, Oregon, showed a substantial expansion in dollar volume of trade from 1939 to 1948 according to preliminary figures from the 1948 Census of Business released today by the Bureau of the Census, U. S. Department of Commerce.

Retail sales in the county during 1948 aggregated \$16.8 million, an increase of 331 percent over the \$3.9 million in 1939, when the preceding Census of Business was taken. The service trades included in the Census of Business recorded receipts totaling \$680,000 in 1948 compared with \$141,000 in 1939.

Employment in the county also rose over the 9-year period between 1939 and 1948 for the above trades. Establishments in these trades reported a combined total of 618 paid employees for the workweek ended nearest November 15, 1948. This compared with a total of 326 employees reported for the week of November 15, 1939.

These preliminary figures have been derived from a Census report on Tillamook County, Oregon, which also includes data for the city of Tillamook. Final figures, superseding the preliminary data for Tillamook County, will be included in a Bulletin for the State of Oregon to be issued in several months. Similar data will be made available this year in preliminary and final form for each of the counties and States. A single copy of the preliminary release for Tillamook County as well as an order blank for other area releases may be obtained by writing to the Bureau of the Census, Washington 25, D. C.

Table 1.—CENSUS OF BUSINESS PRELIMINARY RESULTS FOR 1948, BY TRADE GROUP

TILLAMOOK COUNTY, OREG.

Trade group and kind of business	Number of establishments	1948 sales and receipts (Thousand dollars)	Active proprietors of unincorporated businesses Nov. 1948	Paid employees, workweek ended nearest Nov. 15, 1948	
				Total employees ¹	Full workweek employees
RETAIL TRADE, total.....	262	16,794	290	550	467
Food group.....	75	4,682	87	81	58
Eating and drinking places.....	60	1,220	75	110	94
General merchandise grp, general stores	13	1,039	14	49	36
Apparel group.....	10	645	12	25	16
Furniture-home furnishgs-appliance grp	8	586	9	10	10
Automotive group.....	15	2,505	17	112	105
Gasoline service stations.....	32	1,175	30	30	23
Lumber-building-hardware group.....	15	1,965	16	69	66
Drug and proprietary stores.....	9	549	8	27	24
All other retail stores.....	25	2,428	22	37	35
SELECTED SERVICE TRADES, ^{2/} total.....	67	680	70	68	58
Personal services.....	34	343	34	45	37
All other service trades.....	33	337	36	23	21
HOTELS.....	12	193	15	18	17
TOURIST COURTS AND CAMPS.....	96	293	103	6	5
AMUSEMENTS.....	18	316	16	39	x

x Not available.

^{1/} Includes employees paid for less than the full workweek.

^{2/} See General Description on last page for changes from the 1939 Census of Business in the coverage of Service Trades.

Table 2.—CENSUS OF BUSINESS PRELIMINARY RESULTS FOR 1948 FOR CITIES OF 2,500 INHABITANTS OR MORE

TILLAMOOK COUNTY, OREG.

(Data omitted for trade groups where necessary to avoid disclosure)

City and trade group ¹	Number of establishments	1948 sales and receipts (Thousand dollars)	Active proprietors of unincorporated businesses Nov. 1948	Paid employees, workweek ended nearest Nov. 15, 1948	
				Total employees ²	Full workweek employees
Tillamook:					
Retail trade.....	81	11,251	93	413	360
Selected service trades....	34	524	35	63	55
Tourist courts and camps...	Included with "Remainder" of county"				
Remainder of county:					
Retail trade.....	181	5,543	197	137	107
Selected service trades....	33	156	35	5	3
Tourist courts and camps...	96	293	103	6	5

1/ See General Description on this page for changes from the 1939 Census of Business in the coverage of Service Trades.

2/ Includes employees paid for less than the full workweek.

GENERAL DESCRIPTION OF PRELIMINARY RELEASES FOR THE 1948 CENSUS OF BUSINESS

This series of releases, of which one is planned for each county in the United States, presents preliminary results of the 1948 Census of Business. The information is based on reports submitted by business establishments for that Census. The figures shown are preliminary, and are subject to revision in the final Census publications, but the changes are expected to be relatively minor with respect to coverage. The final Census figures will be issued in a series of Business Census bulletins which will show additional detailed kind-of-business information for all places where there are a sufficient number of establishments.

The 1948 Census of Business was taken under the provision of the Act of June 19, 1948, which provides that the Business Censuses be taken for 1948 and for each fifth year thereafter. Previous Business Censuses were taken for the years 1929, 1933, 1935, and 1939.

Scope of the Census.—The 1948 Census of Business covered all establishments in the following trades, as defined by the Standard Industrial Classification Manual, May 1949 issue, of the Executive Office of the President: all retail trades; all wholesale trades; all service trades in the following four groups—personal services, business services, automobile repairs and services, and miscellaneous repair services; hotels; tourist courts and camps; and amusements, including motion picture theaters. Some important services not covered are radio broadcasting and television, medical and health, legal, educational, nonprofit, accounting, and domestic services.

This coverage is similar to that of the 1939 Business Census. However, "custom trades" and "services incidental to transportation," which are no longer included in the standard classification of the service trades, are not covered by the 1948 Censuses. In a number of localities, these exclusions as well as

other changes in the standard classification may have a considerable effect in comparing 1948 with 1939 data, particularly with respect to establishment count.

Establishment definition.—For Census purposes, a business establishment is defined to include only enterprises conducted from a recognizable place of business, provided that the annual sales were in excess of \$5,000 for a wholesale trade establishment and \$500 for establishments in other trades. A detailed analysis of coverage will be provided in future Census of Business publications.

"Number of establishments" is the number of separate business locations, rather than the number of business companies or organizations, since the Census figures represent information reported separately for each business location or establishment. The establishment count reflects the number of places in business at the end of 1948 excluding administrative and executive offices of multiunit organizations, and "chain store" warehouses.

Sales and receipts.—"1948 sales and receipts" represents sales of merchandise and receipts from repairs and other services to customers. The figures reflect deductions for returned goods and allowances, but not for trade-in allowances; they exclude sales and excise taxes collected from customers and paid directly to any taxing agency.

Proprietors.—"Active proprietors..." represents owners and partners of unincorporated businesses who devoted the major portion of their time to the business in November 1948.

Employment.—"Number of paid employees..." represents all employees on the pay roll for the pay period ending nearest November 15, 1948. "Full workweek" employees, whether regular or seasonal, are those who in the November 15 pay period were paid for working at least the number of hours typically worked in a week by employees of the reporting establishment.

1948 CENSUS OF BUSINESS

RETAIL, WHOLESALE, SERVICE TRADES

U. S. DEPARTMENT OF COMMERCE
BUREAU OF THE CENSUS

PRELIMINARY

For Release April 17, 1950

Release Series BC-1P-36-030

UMATILLA COUNTY, OREG.

Retail, wholesale, and service establishments located in Umatilla County, Oregon, showed a substantial expansion in dollar volume of trade from 1939 to 1948 according to preliminary figures from the 1948 Census of Business released today by the Bureau of the Census, U. S. Department of Commerce.

Retail sales in the county during 1948 aggregated \$40.2 million, an increase of 302 percent over the \$10.0 million in 1939, when the preceding Census of Business was taken. Wholesale sales in the county reached a total of \$21.8 million in 1948 as compared with \$3.1 million in 1939. The service trades included in the Census of Business recorded receipts totaling \$1.5 million in 1948 compared with \$0.4 million in 1939.

Employment in the county also rose over the 9-year period between 1939 and 1948 for the above trades. Establishments in these trades reported a combined total of 2,145 paid employees for the workweek ended nearest November 15, 1948. This compared with a total of 1,182 employees reported for the week of November 15, 1939.

These preliminary figures have been derived from a Census report on Umatilla County, Oregon, which also includes data for the city of Pendleton. Final figures, superseding the preliminary data for Umatilla County, will be included in a Bulletin for the State of Oregon to be issued in several months. Similar data will be made available this year in preliminary and final form for each of the counties and States. A single copy of the preliminary release for Umatilla County as well as an order blank for other area releases may be obtained by writing to the Bureau of the Census, Washington 25, D. C.

Table 1.—CENSUS OF BUSINESS PRELIMINARY RESULTS FOR 1948, BY TRADE GROUP

UMATILLA COUNTY, OREG.

Trade group and kind of business	Number of establishments	1948 sales and receipts (Thousand dollars)	Active proprietors of unincorporated businesses Nov. 1948	Paid employees, workweek ended nearest Nov. 15, 1948	
				Total employees ¹	Full workweek employees
RETAIL TRADE, total.....	460	40,199	514	1,615	1,409
Food group.....	87	8,640	106	189	154
Eating and drinking places.....	92	3,349	124	416	352
General merchandise group, general stores....	21	2,498	16	131	112
Apparel group.....	27	1,810	30	75	69
Furniture-home furnishings-appliance group...	16	1,221	20	43	42
Automotive group.....	31	7,491	34	243	226
Gasoline service stations.....	76	3,161	88	98	84
Lumber-building-hardware group.....	40	6,834	30	218	203
Drug and proprietary stores.....	18	1,376	17	64	51
All other retail stores.....	52	3,819	49	138	116
WHOLESALE TRADE, total.....	46	21,844	26	296	x
Merchant wholesalers.....	12	3,180	6	75	x
Other types of wholesalers.....	34	18,664	20	221	x
SELECTED SERVICE TRADES, ^{2/} total.....	126	1,536	136	234	215
Personal services.....	78	926	87	198	182
All other service trades.....	48	610	49	36	33
HOTELS.....	18	532	23	70	69
TOURIST COURTS AND CAMPS.....	28	179	31	7	5
AMUSEMENTS.....	13	512	12	60	x

x Not available.

^{1/} Includes employees paid for less than the full workweek.

^{2/} See General Description on last page for changes from the 1939 Census of Business in the coverage of Service Trades.

Table 2.—CENSUS OF BUSINESS PRELIMINARY RESULTS FOR 1948 FOR CITIES OF 2,500 INHABITANTS OR MORE

UMATILLA COUNTY, OREG.

(Data omitted for trade groups where necessary to avoid disclosure)

City and trade group ¹	Number of establishments	1948 sales and receipts (Thousand dollars)	Active proprietors of unincorporated businesses Nov. 1948	Paid employees, workweek ended nearest Nov. 15, 1948	
				Total employees ²	Full workweek employees
Pendleton:					
Retail trade.....	184	22,325	206	916	833
Selected service trades.....	54	893	59	166	153
Tourist courts and camps.....	7	96	12	5	4
Remainder of county:					
Retail trade.....	276	17,874	308	699	576
Selected service trades.....	72	643	77	68	62
Tourist courts and camps.....	21	83	19	2	1

¹/ See General Description on this page for changes from the 1939 Census of Business in the coverage of Service Trades.

²/ Includes employees paid for less than the full workweek.

GENERAL DESCRIPTION OF PRELIMINARY RELEASES FOR THE 1948 CENSUS OF BUSINESS

This series of releases, of which one is planned for each county in the United States, presents preliminary results of the 1948 Census of Business. The information is based on reports submitted by business establishments for that Census. The figures shown are preliminary, and are subject to revision in the final Census publications, but the changes are expected to be relatively minor with respect to coverage. The final Census figures will be issued in a series of Business Census bulletins which will show additional detailed kind-of-business information for all places where there are a sufficient number of establishments.

The 1948 Census of Business was taken under the provision of the Act of June 19, 1948, which provides that the Business Census be taken for 1948 and for each fifth year thereafter. Previous Business Censuses were taken for the years 1929, 1933, 1935, and 1939.

Scope of the Census.—The 1948 Census of Business covered all establishments in the following trades, as defined by the Standard Industrial Classification Manual, May 1949 issue, of the Executive Office of the President: all retail trades; all wholesale trades; all service trades in the following four groups—personal services, business services, automobile repairs and services, and miscellaneous repair services; hotels; tourist courts and camps; and amusements, including motion picture theaters. Some important services not covered are radio broadcasting and television, medical and health, legal, educational, nonprofit, accounting, and domestic services.

This coverage is similar to that of the 1939 Business Census. However, "custom trades" and "services incidental to transportation," which are no longer included in the standard classification of the service trades, are not covered by the 1948 Census. In a number of localities, these exclusions as well as other changes in the standard classification may have

a considerable effect in comparing 1948 with 1939 data, particularly with respect to establishment count.

Establishment definition.—For Census purposes, a business establishment is defined to include only enterprises conducted from a recognizable place of business, provided that the annual sales were in excess of \$5,000 for a wholesale trade establishment and \$500 for establishments in other trades. A detailed analysis of coverage will be provided in future Census of Business publications.

"Number of establishments" is the number of separate business locations, rather than the number of business companies or organizations, since the Census figures represent information reported separately for each business location or establishment. The establishment count reflects the number of places in business at the end of 1948 excluding administrative and executive offices of multiunit organizations, and "chain store" warehouses.

Sales and receipts.—"1948 sales and receipts" represents sales of merchandise and receipts from repairs and other services to customers. The figures reflect deductions for returned goods and allowances, but not for trade-in allowances; they exclude sales and excise taxes collected from customers and paid directly to any taxing agency.

Proprietors.—"Active proprietors..." represents owners and partners of unincorporated businesses who devoted the major portion of their time to the business in November 1948.

Employment.—"Number of paid employees..." represents all employees on the pay roll for the pay period ending nearest November 15, 1948. "Full workweek" employees, whether regular or seasonal, are those who in the November 15 pay period were paid for working at least the number of hours typically worked in a week by employees of the reporting establishment.

1948 CENSUS OF BUSINESS

RETAIL, WHOLESALE, SERVICE TRADES

U. S. DEPARTMENT OF COMMERCE
BUREAU OF THE CENSUS

PRELIMINARY

For Release April 17, 1950

Release Series BC-1P-36-031

UNION COUNTY, OREG.

Retail, wholesale, and service establishments located in Union County, Oregon, showed a substantial expansion in dollar volume of trade from 1939 to 1948 according to preliminary figures from the 1948 Census of Business released today by the Bureau of the Census, U. S. Department of Commerce.

Retail sales in the county during 1948 aggregated \$18.1 million, an increase of 187 percent over the \$6.3 million in 1939, when the preceding Census of Business was taken. Wholesale sales in the county reached a total of \$8.4 million in 1948 as compared with \$3.3 million in 1939. The service trades included in the Census of Business recorded receipts totaling \$746,000 in 1948 compared with \$306,000 in 1939.

Employment in the county also rose over the 9-year period between 1939 and 1948 for the above trades. Establishments in these trades reported a combined total of 1,021 paid employees for the workweek ended nearest November 15, 1948. This compared with a total of 802 employees reported for the week of November 15, 1939.

These preliminary figures have been derived from a Census report on Union County, Oregon, which also includes data for the city of La Grande. Final figures, superseding the preliminary data for Union County, will be included in a Bulletin for the State of Oregon to be issued in several months. Similar data will be made available this year in preliminary and final form for each of the counties and States. A single copy of the preliminary release for Union County as well as an order blank for other area releases may be obtained by writing to the Bureau of the Census, Washington 25, D. C.

Table 1.—CENSUS OF BUSINESS PRELIMINARY RESULTS FOR 1948, BY TRADE GROUP

UNION COUNTY, OREG.

Trade group and kind of business	Number of establishments	1948 sales and receipts (Thousand dollars)	Active proprietors of unincorporated businesses Nov. 1948	Paid employees, workweek ended nearest Nov. 15, 1948	
				Total employees ¹	Full workweek employees
RETAIL TRADE, total.....	242	18,059	282	728	618
Food group.....	54	3,785	74	81	60
Eating and drinking places.....	40	1,106	61	130	119
General merchandise grp, general stores.....	13	1,905	3	140	106
Apparel group.....	9	743	9	29	25
Furniture-home furnishgs-appliance grp.....	12	960	15	26	21
Automotive group.....	14	2,760	19	118	116
Gasoline service stations.....	32	1,041	36	39	27
Lumber-building-hardware group.....	22	3,001	19	72	69
Drug and proprietary stores.....	9	698	13	33	26
All other retail stores.....	37	2,060	33	60	49
WHOLESALE TRADE, total.....	41	8,350	28	188	x
Merchant wholesalers.....	21	4,998	14	129	x
Other types of wholesalers.....	20	3,352	14	59	x
SELECTED SERVICE TRADES, ² /total.....	73	746	79	105	82
Personal services.....	37	368	39	75	61
All other service trades.....	36	378	40	30	21
TOURIST COURTS AND CAMPS.....	7	49	11	6	-

x Not available.

¹/ Includes employees paid for less than the full workweek.

²/ See General Description on last page for changes from the 1939 Census of Business in the coverage of Service Trades.

Table 2.—CENSUS OF BUSINESS PRELIMINARY RESULTS FOR 1948 FOR CITIES OF 2,500 INHABITANTS OR MORE

UNION COUNTY, OREG.

(Data omitted for trade groups where necessary to avoid disclosure)

City and trade group ¹	Number of establishments	1948 sales and receipts (Thousand dollars)	Active proprietors of unincorporated businesses Nov. 1948	Paid employees, workweek ended nearest Nov. 15, 1948	
				Total employees ²	Full workweek employees
La Grande:					
Retail trade.....	150	13,953	173	588	499
Wholesale trade.....	23	5,260	11	150	x
Selected service trades....	46	603	52	96	77
Remainder of county:					
Retail trade.....	92	4,106	109	140	119
Wholesale trade.....	18	3,090	17	38	x
Selected service trades...	27	143	27	9	5

x Not available.

1/ See General Description on this page for changes from the 1939 Census of Business in the coverage of Service Trades.

2/ Includes employees paid for less than the full workweek.

GENERAL DESCRIPTION OF PRELIMINARY RELEASES FOR THE 1948 CENSUS OF BUSINESS

This series of releases, of which one is planned for each county in the United States, presents preliminary results of the 1948 Census of Business. The information is based on reports submitted by business establishments for that Census. The figures shown are preliminary, and are subject to revision in the final Census publications, but the changes are expected to be relatively minor with respect to coverage. The final Census figures will be issued in a series of Business Census bulletins which will show additional detailed kind-of-business information for all places where there are a sufficient number of establishments.

The 1948 Census of Business was taken under the provision of the Act of June 19, 1948, which provides that the Business Census be taken for 1948 and for each fifth year thereafter. Previous Business Censuses were taken for the years 1929, 1933, 1935, and 1939.

Scope of the Census.—The 1948 Census of Business covered all establishments in the following trades, as defined by the Standard Industrial Classification Manual, May 1949 issue, of the Executive Office of the President: all retail trades; all wholesale trades; all service trades in the following four groups—personal services, business services, automobile repairs and services, and miscellaneous repair services; hotels; tourist courts and camps; and amusements, including motion picture theaters. Some important services not covered are radio broadcasting and television, medical and health, legal, educational, nonprofit, accounting, and domestic services.

This coverage is similar to that of the 1939 Business Census. However, "custom trades" and "services incidental to transportation," which are no longer included in the standard classification of the service trades, are not covered by the 1948 Census. In a number of localities, these exclusions as well as other changes in the standard classification may have

a considerable effect in comparing 1948 with 1939 data, particularly with respect to establishment count.

Establishment definition.—For Census purposes, a business establishment is defined to include only enterprises conducted from a recognizable place of business, provided that the annual sales were in excess of \$5,000 for a wholesale trade establishment and \$500 for establishments in other trades. A detailed analysis of coverage will be provided in future Census of Business publications.

"Number of establishments" is the number of separate business locations, rather than the number of business companies or organizations, since the Census figures represent information reported separately for each business location or establishment. The establishment count reflects the number of places in business at the end of 1948 excluding administrative and executive offices of multiunit organizations, and "chain store" warehouses.

Sales and receipts.—"1948 sales and receipts" represents sales of merchandise and receipts from repairs and other services to customers. The figures reflect deductions for returned goods and allowances, but not for trade-in allowances; they exclude sales and excise taxes collected from customers and paid directly to any taxing agency.

Proprietors.—"Active proprietors..." represents owners and partners of unincorporated businesses who devoted the major portion of their time to the business in November 1948.

Employment.—"Number of paid employees..." represents all employees on the pay roll for the pay period ending nearest November 15, 1948. "Full workweek" employees, whether regular or seasonal, are those who in the November 15 pay period were paid for working at least the number of hours typically worked in a week by employees of the reporting establishment.

1948 CENSUS OF BUSINESS

RETAIL, WHOLESALE, SERVICE TRADES

U. S. DEPARTMENT OF COMMERCE
BUREAU OF THE CENSUS

PRELIMINARY

For Release March 29, 1950

Release Series BC-1P-36-032

WALLOWA COUNTY, OREG.

Retail, wholesale, and service establishments located in Wallowa County, Oregon, showed a substantial expansion in dollar volume of trade from 1939 to 1948 according to preliminary figures from the 1948 Census of Business released today by the Bureau of the Census, U. S. Department of Commerce.

Retail sales in the county during 1948 aggregated \$6.4 million, an increase of 178 percent over the \$2.3 million in 1939, when the preceding Census of Business was taken. Wholesale sales in the county reached a total of \$5.0 million in 1948 as compared with \$0.9 million in 1939. The service trades included in the Census of Business recorded receipts totaling \$249,000 in 1948 compared with \$90,000 in 1939.

Employment in the county also rose over the 9-year period between 1939 and 1948 for the above trades. Establishments in these trades reported a combined total of 313 paid employees for the workweek ended nearest November 15, 1948. This compared with a total of 188 employees reported for the week of November 15, 1939.

These preliminary figures have been derived from a Census report on Wallowa County, Oregon. Final figures, superseding the preliminary data for Wallowa County, will be included in a Bulletin for the State of Oregon to be issued in several months. Similar data will be made available this year in preliminary and final form for each of the counties and States. A single copy of the preliminary release for Wallowa County as well as an order blank for other area releases may be obtained by writing to the Bureau of the Census, Washington 25, D. C.

Table 1.—CENSUS OF BUSINESS PRELIMINARY RESULTS FOR 1948, BY TRADE GROUP

WALLOWA COUNTY, OREG.

Trade group and kind of business	Number of establishments	1948 sales and receipts (Thousand dollars)	Active proprietors of unincorporated businesses Nov. 1948	Paid employees, workweek ended nearest Nov. 15, 1948	
				Total employees ¹	Full workweek employees
RETAIL TRADE, total.....	103	6,436	107	234	198
Food group.....	20	1,534	24	27	23
Eating and drinking places....	20	421	22	40	32
Gasoline service stations.....	14	450	15	12	9
All other retail stores.....	49	4,031	46	155	134
WHOLESALE TRADE.....	15	5,003	8	54	x
SELECTED SERVICE TRADES, ^{2/} total.	32	249	38	25	18
Personal services.....	16	87	19	15	9
All other service trades.....	16	162	19	10	9
HOTELS.....	6	121	5	13	13

x Not available.

^{1/} Includes employees paid for less than the full workweek.

^{2/} See General Description on last page for changes from the 1939 Census of Business in the coverage of Service Trades.

GENERAL DESCRIPTION OF PRELIMINARY RELEASES FOR THE 1948 CENSUS OF BUSINESS

This series of releases, of which one is planned for each county in the United States, presents preliminary results of the 1948 Census of Business. The information is based on reports submitted by business establishments for that Census. The figures shown are preliminary, and are subject to revision in the final Census publications, but the changes are expected to be relatively minor with respect to coverage. The final Census figures will be issued in a series of Business Census bulletins which will show additional detailed kind-of-business information for all places where there are a sufficient number of establishments.

The 1948 Census of Business was taken under the provision of the Act of June 19, 1948, which provides that the Business Census be taken for 1948 and for each fifth year thereafter. Previous Business Censuses were taken for the years 1929, 1933, 1935, and 1939.

Scope of the Census.--The 1948 Census of Business covered all establishments in the following trades, as defined by the Standard Industrial Classification Manual, May 1949 issue, of the Executive Office of the President: all retail trades; all wholesale trades; all service trades in the following four groups--personal services, business services, automobile repairs and services, and miscellaneous repair services; hotels; tourist courts and camps; and amusements, including motion picture theaters. Some important services not covered are radio broadcasting and television, medical and health, legal, educational, nonprofit, accounting, and domestic services.

This coverage is similar to that of the 1939 Business Census. However, "custom trades" and "services incidental to transportation," which are no longer included in the standard classification of the service trades, are not covered by the 1948 Census. In a number of localities, these exclusions as well as other changes in the standard classification may have a considerable effect in comparing

1948 with 1939 data, particularly with respect to establishment count.

Establishment definition.--For Census purposes, a business establishment is defined to include only enterprises conducted from a recognizable place of business, provided that the annual sales were in excess of \$5,000 for a wholesale trade establishment and \$500 for establishments in other trades. A detailed analysis of coverage will be provided in future Census of Business publications.

"Number of establishments" is the number of separate business locations, rather than the number of business companies or organizations, since the Census figures represent information reported separately for each business location or establishment. The establishment count reflects the number of places in business at the end of 1948 excluding administrative and executive offices of multiunit organizations, and "chain store" warehouses.

Sales and receipts.--"1948 sales and receipts" represents sales of merchandise and receipts from repairs and other services to customers. The figures reflect deductions for returned goods and allowances, but not for trade-in allowances; they exclude sales and excise taxes collected from customers and paid directly to any taxing agency.

Proprietors.--"Active proprietors..." represents owners and partners of unincorporated businesses who devoted the major portion of their time to the business in November 1948.

Employment.--"Number of paid employees..." represents all employees on the pay roll for the pay period ending nearest November 15, 1948. "Full workweek" employees, whether regular or seasonal, are those who in the November 15 pay period were paid for working at least the number of hours typically worked in a week by employees of the reporting establishment.

1948 CENSUS OF BUSINESS

RETAIL, WHOLESALE, SERVICE TRADES

U. S. DEPARTMENT OF COMMERCE
BUREAU OF THE CENSUS

PRELIMINARY

For Release April 17, 1950

Release Series BC-1P-36-033

WASCO COUNTY, OREG.

Retail, wholesale, and service establishments located in Wasco County, Oregon, showed a substantial expansion in dollar volume of trade from 1939 to 1948 according to preliminary figures from the 1948 Census of Business released today by the Bureau of the Census, U. S. Department of Commerce.

Retail sales in the county during 1948 aggregated \$21.1 million, an increase of 225 percent over the \$6.5 million in 1939, when the preceding Census of Business was taken. Wholesale sales in the county reached a total of \$10.0 million in 1948 as compared with \$3.5 million in 1939. The service trades included in the Census of Business recorded receipts totaling \$1.2 million in 1948 compared with \$0.3 million in 1939.

Employment in the county also rose over the 9-year period between 1939 and 1948 for the above trades. Establishments in these trades reported a combined total of 1,258 paid employees for the workweek ended nearest November 15, 1948. This compared with a total of 1,073 employees reported for the week of November 15, 1939.

These preliminary figures have been derived from a Census report on Wasco County, Oregon, which also includes data for The Dalles. Final figures, superseding the preliminary data for Wasco County, will be included in a Bulletin for the State of Oregon to be issued in several months. Similar data will be made available this year in preliminary and final form for each of the counties and States. A single copy of the preliminary release for Wasco County as well as an order blank for other area releases may be obtained by writing to the Bureau of the Census, Washington 25, D. C.

Table 1.—CENSUS OF BUSINESS PRELIMINARY RESULTS FOR 1948, BY TRADE GROUP
WASCO COUNTY, OREG.

Trade group and kind of business	Number of establishments	1948 sales and receipts (Thousand dollars)	Active proprietors of unincorporated businesses Nov. 1948	Paid employees, workweek ended nearest Nov. 15, 1948	
				Total employees ¹	Full workweek employees
RETAIL TRADE, total.....	217	21,059	212	855	756
Food group.....	35	3,892	41	101	77
Eating and drinking places.....	43	1,469	47	165	149
General merchandise grp, general stores	10	2,044	5	120	90
Apparel group.....	12	752	9	38	35
Furniture-home furnishgs-appliance grp	11	904	10	36	32
Automotive group.....	13	5,011	10	164	160
Gasoline service stations.....	31	1,055	29	42	33
Lumber-building-hardware group.....	18	2,748	17	101	96
Drug and proprietary stores.....	8	544	9	33	31
All other retail stores.....	36	2,640	35	55	53
WHOLESALE TRADE, total.....	34	9,973	25	235	x
Merchant wholesalers.....	16	3,971	18	80	x
Other types of wholesalers.....	18	6,002	7	155	x
SELECTED SERVICE TRADES, ² total.....	68	1,213	79	168	154
Personal services.....	33	605	36	134	125
All other service trades.....	35	608	43	34	29
TOURIST COURTS AND CAMPS.....	11	199	17	16	16
AMUSEMENTS.....	5	276	4	29	x

x Not available.

1/ Includes employees paid for less than the full workweek.

2/ See General Description on last page for changes from the 1939 Census of Business in the coverage of Service Trades.

Table 2.—CENSUS OF BUSINESS PRELIMINARY RESULTS FOR 1948 FOR CITIES OF 2,500 INHABITANTS OR MORE

WASCO COUNTY, OREG.

(Data omitted for trade groups where necessary to avoid disclosure)

City and trade group ¹	Number of establishments	1948 sales and receipts (Thousand dollars)	Active proprietors of unincorporated businesses Nov. 1948	Paid employees, workweek ended nearest Nov. 15, 1948	
				Total employees ²	Full workweek employees
The Dalles:					
Retail trade.....	155	18,186	149	745	666
Wholesale trade.....	25	7,071	21	176	x
Selected service trades.....	45	828	53	127	115
Remainder of county:					
Retail trade.....	62	2,873	63	110	90
Wholesale trade.....	9	2,902	4	59	x
Selected service trades.....	23	385	26	41	39

1/ See General Description on this page for changes from the 1939 Census of Business in the coverage of Service Trades.

2/ Includes employees paid for less than the full workweek.

x Not available.

GENERAL DESCRIPTION OF PRELIMINARY RELEASES FOR THE 1948 CENSUS OF BUSINESS

This series of releases, of which one is planned for each county in the United States, presents preliminary results of the 1948 Census of Business. The information is based on reports submitted by business establishments for that Census. The figures shown are preliminary, and are subject to revision in the final Census publications, but the changes are expected to be relatively minor with respect to coverage. The final Census figures will be issued in a series of Business Census bulletins which will show additional detailed kind-of-business information for all places where there are a sufficient number of establishments.

The 1948 Census of Business was taken under the provision of the Act of June 19, 1948, which provides that the Business Census be taken for 1948 and for each fifth year thereafter. Previous Business Censuses were taken for the years 1929, 1933, 1935, and 1939.

Scope of the Census.—The 1948 Census of Business covered all establishments in the following trades, as defined by the Standard Industrial Classification Manual, May 1949 issue, of the Executive Office of the President: all retail trades; all wholesale trades; all service trades in the following four groups—personal services, business services, automobile repairs and services, and miscellaneous repair services; hotels; tourist courts and camps; and amusements, including motion picture theaters. Some important services not covered are radio broadcasting and television, medical and health, legal, educational, nonprofit, accounting, and domestic services.

This coverage is similar to that of the 1939 Business Census. However, "custom trade" and "services incidental to transportation," which are no longer included in the standard classification of the service trades, are not covered by the 1948 Census. In a number of localities, these exclusions as well as other changes in the standard classification may have

a considerable effect in comparing 1948 with 1939 data, particularly with respect to establishment count.

Establishment definition.—For Census purposes, a business establishment is defined to include only enterprises conducted from a recognizable place of business, provided that the annual sales were in excess of \$5,000 for a wholesale trade establishment and \$500 for establishments in other trades. A detailed analysis of coverage will be provided in future Censuses of Business publications.

"Number of establishments" is the number of separate business locations, rather than the number of business companies or organizations, since the Census figures represent information reported separately for each business location or establishment. The establishment count reflects the number of places in business at the end of 1948 excluding administrative and executive offices of multiunit organizations, and "chain store" warehouses.

Sales and receipts.—"1948 sales and receipts" represents sales of merchandise and receipts from repairs and other services to customers. The figures reflect deductions for returned goods and allowances, but not for trade-in allowances; they exclude sales and excise taxes collected from customers and paid directly to any taxing agency.

Proprietors.—"Active proprietors..." represents owners and partners of unincorporated businesses who devoted the major portion of their time to the business in November 1948.

Employment.—"Number of paid employees..." represents all employees on the pay roll for the pay period ending nearest November 15, 1948. "Full workweek" employees, whether regular or seasonal, are those who in the November 15 pay period were paid for working at least the number of hours typically worked in a week by employees of the reporting establishment.

1948 CENSUS OF BUSINESS

RETAIL, WHOLESALE, SERVICE TRADES

U. S. DEPARTMENT OF COMMERCE
BUREAU OF THE CENSUS

PRELIMINARY

For Release April 17, 1950

Release Series BC-1P-36-034

WASHINGTON COUNTY, OREG.

Retail, wholesale, and service establishments located in Washington County, Oregon, showed a substantial expansion in dollar volume of trade from 1939 to 1948 according to preliminary figures from the 1948 Census of Business released today by the Bureau of the Census, U. S. Department of Commerce.

Retail sales in the county during 1948 aggregated \$40.0 million, an increase of 330 percent over the \$9.3 million in 1939, when the preceding Census of Business was taken. Wholesale sales in the county reached a total of \$15.8 million in 1948 as compared with \$3.5 million in 1939. The service trades included in the Census of Business recorded receipts totaling \$1.7 million in 1948 compared with \$0.3 million in 1939.

Employment in the county also rose over the 9-year period between 1939 and 1948 for the above trades. Establishments in these trades reported a combined total of 1,702 paid employees for the workweek ended nearest November 15, 1948. This compared with a total of 838 employees reported for the week of November 15, 1939.

These preliminary figures have been derived from a Census report on Washington County, Oregon, which also includes data for the city of Hillsboro. Final figures, superseding the preliminary data for Washington County, will be included in a Bulletin for the State of Oregon to be issued in several months. Similar data will be made available this year in preliminary and final form for each of the counties and States. A single copy of the preliminary release for Washington County as well as an order blank for other area releases may be obtained by writing to the Bureau of the Census, Washington 25, D. C.

Table 1.—CENSUS OF BUSINESS PRELIMINARY RESULTS FOR 1948, BY TRADE GROUP
WASHINGTON COUNTY, OREG.

Trade group and kind of business	Number of establishments	1948 sales and receipts (Thousand dollars)	Active proprietors of unincorporated businesses Nov. 1948	Paid employees, workweek ended nearest Nov. 15, 1948	
				Total employees ¹	Full workweek employees
RETAIL TRADE, total.....	505	39,982	571	1,394	1,156
Food group.....	131	11,413	144	275	226
Eating and drinking places.....	86	1,954	104	212	159
General merchandise grp, general stores.	30	2,884	36	148	115
Apparel group.....	18	623	16	31	23
Furniture-home furnishings-appliance grp.	16	1,148	24	41	32
Automotive group.....	26	7,069	30	253	216
Gasoline service stations.....	80	2,681	98	76	64
Lumber-building-hardware group.....	50	5,300	59	171	157
Drug and proprietary stores.....	16	997	16	52	43
All other retail stores.....	52	5,913	44	135	121
WHOLESALE TRADE.....	26	15,827	19	139	x
SELECTED SERVICE TRADES, ^{2/} total.....	164	1,650	176	169	153
Personal services.....	85	814	92	114	102
All other service trades.....	79	836	84	55	51
TOURIST COURTS AND CAMPS.....	9	22	9	1	1
AMUSEMENTS.....	13	327	16	37	x

x Not available.

^{1/} Includes employees paid for less than the full workweek.

^{2/} See General Description on last page for changes from the 1939 Census of Business in the coverage of Service Trades.

Table 2.—CENSUS OF BUSINESS PRELIMINARY RESULTS FOR 1948 FOR CITIES OF 2,500 INHABITANTS OR MORE

WASHINGTON COUNTY, OREG.

(Data omitted for trade groups where necessary to avoid disclosure)

City and trade group ¹	Number of establishments	1948 sales and receipts (Thousand dollars)	Active proprietors of unincorporated businesses Nov. 1948	Paid employees, workweek ended nearest Nov. 15, 1948	
				Total employees ²	Full workweek employees
Hillsboro:					
Retail trade.....	105	14,529	123	553	463
Selected service trades.....	41	444	44	57	51
Remainder of county:					
Retail trade.....	400	25,453	448	841	693
Selected service trades.....	123	1,206	132	112	102

1/ See General Description on this page for changes from the 1939 Census of Business in the coverage of Service Trades.

2/ Includes employees paid for less than the full workweek.

GENERAL DESCRIPTION OF PRELIMINARY RELEASES FOR THE 1948 CENSUS OF BUSINESS

This series of releases, of which one is planned for each county in the United States, presents preliminary results of the 1948 Census of Business. The information is based on reports submitted by business establishments for that Census. The figures shown are preliminary, and are subject to revision in the final Census publications, but the changes are expected to be relatively minor with respect to coverage. The final Census figures will be issued in a series of Business Census bulletins which will show additional detailed kind-of-business information for all places where there are a sufficient number of establishments.

The 1948 Census of Business was taken under the provision of the Act of June 19, 1948, which provides that the Business Census be taken for 1948 and for each fifth year thereafter. Previous Business Censuses were taken for the years 1929, 1933, 1935, and 1939.

Scope of the Census.—The 1948 Census of Business covered all establishments in the following trades, as defined by the Standard Industrial Classification Manual, May 1949 issue, of the Executive Office of the President: all retail trades; all wholesale trades; all service trades in the following four groups—personal services, business services, automobile repairs and services, and miscellaneous repair services; hotels; tourist courts and camps; and amusements, including motion picture theaters. Some important services not covered are radio broadcasting and television, medical and health, legal, educational, nonprofit, accounting, and domestic services.

This coverage is similar to that of the 1939 Business Census. However, "custom trades" and "services incidental to transportation," which are no longer included in the standard classification of the service trades, are not covered by the 1948 Census. In a number of localities, these exclusions as well as other changes in the standard classification may have

a considerable effect in comparing 1948 with 1939 data, particularly with respect to establishment count.

Establishment definition.—For Census purposes, a business establishment is defined to include only enterprises conducted from a recognizable place of business, provided that the annual sales were in excess of \$5,000 for a wholesale trade establishment and \$500 for establishments in other trades. A detailed analysis of coverage will be provided in future Census of Business publications.

"Number of establishments" is the number of separate business locations, rather than the number of business companies or organizations, since the Census figures represent information reported separately for each business location or establishment. The establishment count reflects the number of places in business at the end of 1948 excluding administrative and executive offices of multiunit organizations, and "chain store" warehouses.

Sales and receipts.—"1948 sales and receipts" represents sales of merchandise and receipts from repairs and other services to customers. The figures reflect deductions for returned goods and allowances, but not for trade-in allowances; they exclude sales and excise taxes collected from customers and paid directly to any taxing agency.

Proprietors.—"Active proprietors..." represents owners and partners of unincorporated businesses who devoted the major portion of their time to the business in November 1948.

Employment.—"Number of paid employees..." represents all employees on the pay roll for the pay period ending nearest November 15, 1948. "Full workweek" employees, whether regular or seasonal, are those who in the November 15 pay period were paid for working at least the number of hours typically worked in a week by employees of the reporting establishment.

1948 CENSUS OF BUSINESS

RETAIL, WHOLESALE, SERVICE TRADES

U. S. DEPARTMENT OF COMMERCE
BUREAU OF THE CENSUS

PRELIMINARY

For Release May 15, 1950

Release Series BC-1P-36-035

WHEELER COUNTY, OREG.

Retail establishments located in Wheeler County, Oregon, showed a substantial expansion in dollar volume of trade from 1939 to 1948 according to preliminary figures from the 1948 Census of Business released today by the Bureau of the Census, U. S. Department of Commerce.

Retail sales in the county during 1948 aggregated \$1.7 million, an increase of 113 percent over the \$0.8 million in 1939, when the preceding Census of Business was taken.

Employment in the county also rose over the 9-year period between 1939 and 1948 for the above trade. Retail establishments reported a total of 58 paid employees for the workweek ended nearest November 15, 1948. This compared with a total of 50 employees reported for the week of November 15, 1939.

These preliminary figures have been derived from a Census report on Wheeler County, Oregon. Final figures, superseding the preliminary data for Wheeler County, will be included in a Bulletin for the State of Oregon to be issued in several months. Similar data will be made available this year in preliminary and final form for each of the counties and States. A single copy of the preliminary release for Wheeler County as well as an order blank for other area releases may be obtained by writing to the Bureau of the Census, Washington 25, D. C.

Table 1.—CENSUS OF BUSINESS PRELIMINARY RESULTS FOR 1948, BY TRADE GROUP
WHEELER COUNTY, OREG.

Trade group and kind of business	Number of establishments	1948 sales and receipts (Thousand dollars)	Active proprietors of unincorporated businesses Nov. 1948	Paid employees, workweek ended nearest Nov. 15, 1948	
				Total employees ¹	Full workweek employees
RETAIL TRADE, total.....	37	1,660	44	58	40
Food group.....	5	264	4	4	4
Eating and drinking places.....	11	174	15	23	13
Gasoline service stations.....	8	145	7	3	3
All other retail stores.....	13	1,077	18	28	20

¹/ Includes employees paid for less than the full workweek.

GENERAL DESCRIPTION OF PRELIMINARY RELEASES FOR THE 1948 CENSUS OF BUSINESS

This series of releases, of which one is planned for each county in the United States, presents preliminary results of the 1948 Census of Business. The information is based on reports submitted by business establishments for that Census. The figures shown are preliminary, and are subject to revision in the final Census publications, but the changes are expected to be relatively minor with respect to coverage. The final Census figures will be issued in a series of Business Census bulletins which will show additional detailed kind-of-business information for all places where there are a sufficient number of establishments.

The 1948 Census of Business was taken under the provision of the Act of June 19, 1948, which provides that the Business Census be taken for 1948 and for each fifth year thereafter. Previous Business Censuses were taken for the years 1929, 1933, 1935, and 1939.

Scope of the Census.—The 1948 Census of Business covered all establishments in the following trades, as defined by the Standard Industrial Classification Manual, May 1949 issue, of the Executive Office of the President: all retail trades; all wholesale trades; all service trades in the following four groups—personal services, business services, automobile repairs and services, and miscellaneous repair services; hotels; tourist courts and camps; and amusements, including motion picture theaters. Some important services not covered are radio broadcasting and television, medical and health, legal, educational, nonprofit, accounting, and domestic services.

This coverage is similar to that of the 1939 Business Census. However, "custom trades" and "services incidental to transportation," which are no longer included in the standard classification of the service trades, are not covered by the 1948 Census. In a number of localities, these exclusions as well as other changes in the standard classification may have a considerable effect in comparing

1948 with 1939 data, particularly with respect to establishment count.

Establishment definition.—For Census purposes, a business establishment is defined to include only enterprises conducted from a recognizable place of business, provided that the annual sales were in excess of \$5,000 for a wholesale trade establishment and \$500 for establishments in other trades. A detailed analysis of coverage will be provided in future Census of Business publications.

"Number of establishments" is the number of separate business locations, rather than the number of business companies or organizations, since the Census figures represent information reported separately for each business location or establishment. The establishment count reflects the number of places in business at the end of 1948 excluding administrative and executive offices of multiunit organizations, and "chain store" warehouses.

Sales and receipts.—"1948 sales and receipts" represents sales of merchandise and receipts from repairs and other services to customers. The figures reflect deductions for returned goods and allowances, but not for trade-in allowances; they exclude sales and excise taxes collected from customers and paid directly to any taxing agency.

Proprietors.—"Active proprietors..." represents owners and partners of unincorporated businesses who devoted the major portion of their time to the business in November 1948.

Employment.—"Number of paid employees..." represents all employees on the pay roll for the pay period ending nearest November 15, 1948. "Full workweek" employees, whether regular or seasonal, are those who in the November 15 pay period were paid for working at least the number of hours typically worked in a week by employees of the reporting establishment.

1948 CENSUS OF BUSINESS

RETAIL, WHOLESALE, SERVICE TRADES

U. S. DEPARTMENT OF COMMERCE
BUREAU OF THE CENSUS

PRELIMINARY

For Release April 24, 1950

Release Series BC-1P-36-036

YAMHILL COUNTY, OREG.

Retail, wholesale, and service establishments located in Yamhill County, Oregon, showed a substantial expansion in dollar volume of trade from 1939 to 1948 according to preliminary figures from the 1948 Census of Business released today by the Bureau of the Census, U. S. Department of Commerce.

Retail sales in the county during 1948 aggregated \$30.0 million, an increase of 266 percent over the \$8.2 million in 1939, when the preceding Census of Business was taken. Wholesale sales in the county reached a total of \$22.0 million in 1948 as compared with \$5.2 million in 1939. The service trades included in the Census of Business recorded receipts totaling \$1.3 million in 1948 compared with \$0.3 million in 1939.

Employment in the county also rose over the 9-year period between 1939 and 1948 for the above trades. Establishments in these trades reported a combined total of 1,983 paid employees for the workweek ended nearest November 15, 1948. This compared with a total of 1,382 employees reported for the week of November 15, 1939.

These preliminary figures have been derived from a Census report on Yamhill County, Oregon, which also includes data for the cities of McMinnville and Newberg. Final figures, superseding the preliminary data for Yamhill County, will be included in a Bulletin for the State of Oregon to be issued in several months. Similar data will be made available this year in preliminary and final form for each of the counties and States. A single copy of the preliminary release for Yamhill County as well as an order blank for other area releases may be obtained by writing to the Bureau of the Census, Washington 25, D. C.

Table 1.—CENSUS OF BUSINESS PRELIMINARY RESULTS FOR 1948, BY TRADE GROUP
YAMHILL COUNTY, OREG.

Trade group and kind of business	Number of establishments	1948 sales and receipts (Thousand dollars)	Active proprietors of unincorporated businesses Nov. 1948	Paid employees, workweek ended nearest Nov. 15, 1948	
				Total employees ¹	Full workweek employees
RETAIL TRADE, total.....	395	30,027	446	1,168	1,000
Food group.....	78	6,967	83	158	124
Eating and drinking places.....	62	1,587	76	194	156
General merchandise grp, general stores.....	22	2,748	25	156	118
Apparel group.....	13	472	13	19	16
Furniture-home furnishings-appliance grp.....	26	1,372	31	46	42
Automotive group.....	31	5,592	37	210	199
Gasoline service stations.....	56	2,133	68	72	57
Lumber-building-hardware group.....	38	4,704	41	164	158
Drug and proprietary stores.....	17	734	15	43	31
All other retail stores.....	52	3,718	57	106	99
WHOLESALE TRADE, total.....	34	21,979	21	657	x
Merchant wholesalers.....	11	6,085	9	144	x
Other types of wholesale.....	23	15,894	12	513	x
SELECTED SERVICE TRADES, ^{2/} total.....	113	1,321	123	158	137
Personal services.....	68	671	69	112	95
All other service trades.....	45	650	54	46	42
HOTELS.....	5	71	7	13	11
TOURIST COURTS AND CAMPS.....	11	50	13	-	-
AMUSEMENTS.....	10	240	6	45	x

x Not available.

^{1/} Includes employees paid for less than the full workweek.

^{2/} See General Description on last page for changes from the 1939 Census of Business in the coverage of Service Trades.





PENNSYLVANIA

counties

PENNSYLVANIA

- | | |
|----------------|------------------------|
| 1. Adams | 34. Juniata |
| 2. Allegheny | 35. Lackawanna |
| 3. Armstrong | 36. Lancaster |
| 4. Beaver | 37. Lawrence |
| 5. Bedford | 38. Lebanon |
| 6. Berks | 39. Lehigh |
| 7. Blair | 40. Luzerne |
| 8. Bradford | 41. Lycoming (lacking) |
| 9. Bucks | 42. McKean |
| 10. Butler | 43. Mercer |
| 11. Cambria | 44. Mifflin |
| 12. Cameron | 45. Monroe |
| 13. Carbon | 46. Montgomery |
| 14. Centre | 47. Montour |
| 15. Chester | 48. Northampton |
| 16. Clarion | 49. Northumberland |
| 17. Clearfield | 50. Perry |
| 18. Clinton | 51. Philadelphia |
| 19. Columbia | 52. Pike |
| 20. Crawford | 53. Potter |
| 21. Cumberland | 54. Schuylkill |
| 22. Dauphin | 55. Snyder |
| 23. Delaware | 56. Somerset |
| 24. Elk | 57. Sullivan |
| 25. Erie | 58. Susquehanna |
| 26. Fayette | 59. Tioga |
| 27. Forest | 60. Union |
| 28. Franklin | 61. Venango |
| 29. Fulton | 62. Warren |
| 30. Greene | 63. Washington |
| 31. Huntingdon | 64. Wayne |
| 32. Indiana | 65. Westmoreland |
| 33. Jefferson | 66. Wyoming |
| | 67. York |



1948 CENSUS OF BUSINESS

U. S. DEPARTMENT OF COMMERCE
BUREAU OF THE CENSUS

RETAIL, WHOLESALE, SERVICE TRADES

PRELIMINARY

For Release June 9, 1950

Release Series BC-1P-37-000

PENNSYLVANIA

Retail, wholesale, and service establishments located in Pennsylvania showed a substantial expansion in dollar volume of trade from 1939 to 1948 according to preliminary figures from the 1948 Census of Business released today by the Bureau of the Census, U. S. Department of Commerce.

Retail sales in the State during 1948 aggregated \$9,030,200,000, an increase of 188 percent over the \$3,133,400,000 sales in 1939, when the preceding Census of Business was taken. Wholesale sales volume in the State showed a 221 percent rise over the same period, reaching a total of \$10,750,500,000 in 1948 as compared with \$3,347,500,000 in 1939. The service trades included in the Census of Business reported receipts totaling \$536,900,000 in 1948 compared with \$193,200,000 in 1939. Hotel receipts moved from \$43,600,000 in 1939 to \$112,700,000 in 1948. Amusement businesses in the State recorded receipts of \$142,300,000 in 1948 compared with \$67,300,000 in 1939.

Employment in the State also rose over the 9-year period between 1939 and 1948 for the trades covered by the Census of Business. Retail trade establishments reported 509,287 paid employees for the workweek ended nearest November 15, 1948. Of these, 408,082 worked the full week, and the remainder part of the week. The comparable total and full workweek figures for 1939 were 368,329 and 509,287. Wholesale trade establishments reported a total of 151,097 full- and part-week employees for the week of November 15, 1948, compared with 101,400 for the same week in 1939. For the selected service trades, November 15, 1948, paid employees numbered 81,872; the comparable figure for 1939, adjusted for change in scope between the two Censuses, was 57,532.

These preliminary figures have been compiled from similar releases being made available for each county in Pennsylvania. Final figures, superseding the preliminary data for Pennsylvania, will be included in a State Bulletin to be issued in several months. Similar data will be made available in preliminary and final form for each of the States.

A single copy of the preliminary release for the State of Pennsylvania as well as an order blank for other area releases may be obtained by writing to the Bureau of the Census, Washington 25, D. C.

Table 1.—CENSUS OF BUSINESS PRELIMINARY RESULTS FOR 1948, BY TRADE GROUP
PENNSYLVANIA

Trade group and kind of business	Number of establishments	1948 sales and receipts (Thousand dollars)	Active proprietors of unincorporated businesses Nov. 1948	Paid employees, workweek ended nearest Nov. 15, 1948	
				Total employees ¹	Full workweek employees
RETAIL TRADE, total.....	129,538	9,030,166	131,046	509,287	408,082
Food group.....	42,457	2,317,515	42,170	83,218	65,005
Eating and drinking places.....	25,273	738,228	29,365	93,369	74,008
General merchandise grp, general stores.	3,803	1,357,599	3,113	115,169	85,501
Apparel group.....	10,149	721,878	9,126	43,315	32,182
Furniture-home furnishings-appliance grp.	5,970	508,703	5,950	29,253	26,979
Automotive group.....	5,292	1,256,623	4,910	41,718	39,941
Gasoline service stations.....	12,106	359,502	12,736	16,371	12,549
Lumber-building-hardware group.....	5,352	562,282	5,364	28,765	26,047
Drug and proprietary stores.....	4,248	231,360	4,031	17,940	11,840
All other retail stores.....	14,888	976,476	14,281	40,169	34,030
WHOLESALE TRADE, total.....	14,417	10,750,483	11,346	151,097	x
Merchant wholesalers, total.....	10,415	4,650,958	9,572	100,201	x
Grocers, confectionery, meats.....	1,250	634,586	1,254	11,008	x
Farm products, edible.....	887	437,800	1,029	8,033	x
Tobacco.....	300	193,964	338	2,401	x
Furniture, home furnishings.....	279	87,165	253	2,299	x
Automotive supplies.....	785	146,828	590	6,924	x
Electrical merchandise.....	363	333,318	262	7,545	x
Hardware, plumbing, heating.....	413	262,008	285	7,654	x
Lumber, construction materials.....	420	284,491	224	7,403	x
Mach'y, equip't, industrial supplies.	1,250	392,282	997	12,834	x
All other merchant wholesalers.....	4,468	1,878,516	4,340	34,100	x
Manufact'rs' sales branches, offices...	1,780	4,189,202	55	38,613	x
Petroleum bulk plants, terminals.....	735	603,003	389	6,514	x
Agents, brokers (merchandise).....	1,344	1,186,904	1,269	4,580	x
Assemblers of farm products.....	143	120,416	61	1,189	x
SELECTED SERVICE TRADES, total.....	42,083	536,877	43,750	81,872	73,186
Personal services.....	28,757	297,246	29,643	52,519	47,074
Business services.....	1,818	81,921	1,655	13,329	11,678
Automotive repairs and services.....	6,842	103,424	7,487	10,189	9,155
Other repairs and services.....	4,666	54,286	4,965	5,835	5,279
HOTELS.....	1,201	112,688	1,175	21,941	19,648
TOURIST COURTS AND CAMPS.....	407	2,742	475	195	147
AMUSEMENTS.....	3,418	142,333	2,891	24,198	x

x Not available.

1/ Includes employees paid for less than the full workweek.

1948 CENSUS OF BUSINESS

RETAIL, WHOLESALE, SERVICE TRADES

U. S. DEPARTMENT OF COMMERCE
BUREAU OF THE CENSUS

PRELIMINARY

For Release May 22, 1950

Release Series BC-1P-37-001

ADAMS COUNTY, PA.

Retail, wholesale, and service establishments located in Adams County, Pennsylvania, showed a substantial expansion in dollar volume of trade from 1939 to 1948 according to preliminary figures from the 1948 Census of Business released today by the Bureau of the Census, U. S. Department of Commerce.

Retail sales in the county during 1948 aggregated \$31.8 million, an increase of 318 percent over the \$7.6 million in 1939, when the preceding Census of Business was taken. Wholesale sales in the county reached a total of \$8.2 million in 1948 as compared with \$2.1 million in 1939. The service trades included in the Census of Business recorded receipts totaling \$1.1 million in 1948 compared with \$0.2 million in 1939.

Employment in the county also rose over the 9-year period between 1939 and 1948 for the above trades. Establishments in these trades reported a combined total of 1,759 paid employees for the workweek ended nearest November 15, 1948. This compared with a total of 907 employees reported for the week of November 15, 1939.

These preliminary figures have been derived from a Census report on Adams County, Pennsylvania, which also includes data for the city of Gettysburg. Final figures, superseding the preliminary data for Adams County, will be included in a Bulletin for the State of Pennsylvania to be issued in several months. Similar data will be made available this year in preliminary and final form for each of the counties and States. A single copy of the preliminary release for Adams County as well as an order blank for other area releases may be obtained by writing to the Bureau of the Census, Washington 25, D. C.

Table 1.—CENSUS OF BUSINESS PRELIMINARY RESULTS FOR 1948, BY TRADE GROUP

ADAMS COUNTY, PA.

Trade group and kind of business	Number of establishments	1948 sales and receipts (Thousand dollars)	Active proprietors of unincorporated businesses Nov. 1948	Paid employees, workweek ended nearest Nov. 15, 1948	
				Total employees ¹	Full workweek employees
RETAIL TRADE, total.....	620	31,786	617	1,497	1,158
Food group.....	145	6,696	151	213	161
Eating and drinking places.....	98	2,162	102	309	201
General merchandise grp, general stores.	33	1,995	30	119	76
Apparel group.....	29	863	27	47	24
Furniture-home furnishgs-appliance grp.	45	1,449	43	54	49
Automotive group.....	38	5,530	38	221	209
Gasoline service stations.....	80	2,002	85	68	45
Lumber-building-hardware group.....	45	4,419	46	220	206
Drug and proprietary stores.....	12	654	11	59	35
All other retail stores.....	95	6,016	84	187	152
WHOLESALE TRADE, total.....	24	8,193	22	140	x
Merchant wholesalers.....	18	4,391	17	75	x
Other types of wholesale.....	6	3,802	5	65	x
SELECTED SERVICE TRADES, ² /total.....	144	1,126	153	122	116
Personal services.....	82	558	88	77	72
All other service trades.....	62	568	65	45	44
HOTELS.....	8	224	6	26	23
TOURIST COURTS AND CAMPS.....	20	199	27	20	13

x Not available.

¹/ Includes employees paid for less than the full workweek.

²/ See General Description on last page for changes from the 1939 Census of Business in the coverage of Service Trades.

Table 2.—CENSUS OF BUSINESS PRELIMINARY RESULTS FOR 1948 FOR CITIES OF 2,500 INHABITANTS OR MORE

ADAMS COUNTY, PA.

(Data omitted for trade groups where necessary to avoid disclosure)

City and trade group ¹	Number of establishments	1948 sales and receipts (Thousand dollars)	Active proprietors of unincorporated businesses Nov. 1948	Paid employees, workweek ended nearest Nov. 15, 1948	
				Total employees ²	Full workweek employees
Gettysburg:					
Retail trade.....	167	13,150	154	721	563
Wholesale trade.....	10	3,436	11	64	x
Selected service trades....	41	418	46	61	56
Remainder of county:					
Retail trade.....	453	18,636	463	776	595
Wholesale trade.....	14	4,757	11	76	x
Selected service trades....	103	708	107	61	60

x Not available.

1/ See General Description on this page for changes from the 1939 Census of Business in the coverage of Service Trades.

2/ Includes employees paid for less than the full workweek.

GENERAL DESCRIPTION OF PRELIMINARY RELEASES FOR THE 1948 CENSUS OF BUSINESS

This series of releases, of which one is planned for each county in the United States, presents preliminary results of the 1948 Census of Business. The information is based on reports submitted by business establishments for that Census. The figures shown are preliminary, and are subject to revision in the final Census publications, but the changes are expected to be relatively minor with respect to coverage. The final Census figures will be issued in a series of Business Census bulletins which will show additional detailed kind-of-business information for all places where there are a sufficient number of establishments.

The 1948 Census of Business was taken under the provision of the Act of June 19, 1948, which provides that the Business Census be taken for 1948 and for each fifth year thereafter. Previous Business Censuses were taken for the years 1929, 1933, 1935, and 1939.

Scope of the Census.—The 1948 Census of Business covered all establishments in the following trades, as defined by the Standard Industrial Classification Manual, May 1949 issue, of the Executive Office of the President: all retail trades; all wholesale trades; all service trades in the following four groups—personal services, business services, automobile repairs and services, and miscellaneous repair services; hotels; tourist courts and camps; and amusements, including motion picture theaters. Some important services not covered are radio broadcasting and television, medical and health, legal, educational, nonprofit, accounting, and domestic services.

This coverage is similar to that of the 1939 Business Census. However, "custom trades" and "services incidental to transportation," which are no longer included in the standard classification of the service trades, are not covered by the 1948 Census. In a number of localities, these exclusions as well as

other changes in the standard classification may have a considerable effect in comparing 1948 with 1939 data, particularly with respect to establishment count.

Establishment definition.—For Census purposes, a business establishment is defined to include only enterprises conducted from a recognizable place of business, provided that the annual sales were in excess of \$5,000 for a wholesale trade establishment and \$500 for establishments in other trades. A detailed analysis of coverage will be provided in future Censuses of Business publications.

"Number of establishments" is the number of separate business locations, rather than the number of business companies or organizations, since the Census figures represent information reported separately for each business location or establishment. The establishment count reflects the number of places in business at the end of 1948 excluding administrative and executive offices of multiunit organizations, and "chain store" warehouses.

Sales and receipts.—"1948 sales and receipts" represents sales of merchandise and receipts from repairs and other services to customers. The figures reflect deductions for returned goods and allowances, but not for trade-in allowances; they exclude sales and excise taxes collected from customers and paid directly to any taxing agency.

Proprietors.—"Active proprietors..." represents owners and partners of unincorporated businesses who devoted the major portion of their time to the business in November 1948.

Employment.—"Number of paid employees..." represents all employees on the pay roll for the pay period ending nearest November 15, 1948. "Full workweek" employees, whether regular or seasonal, are those who in the November 15 pay period were paid for working at least the number of hours typically worked in a week by employees of the reporting establishment.

1948 CENSUS OF BUSINESS

RETAIL, WHOLESALE, SERVICE TRADES

U. S. DEPARTMENT OF COMMERCE
BUREAU OF THE CENSUS

PRELIMINARY

For Release May 29, 1950

Release Series BC-1P- 37-002

ALLEGHENY COUNTY, PA.

Retail, wholesale, and service establishments located in Allegheny County, Pennsylvania, showed a substantial expansion in dollar volume of trade from 1939 to 1948 according to preliminary figures from the 1948 Census of Business released today by the Bureau of the Census, U. S. Department of Commerce.

Retail sales in the county during 1948 aggregated \$1,424,300,000, an increase of 172 percent over the \$523,400,000 sales in 1939, when the preceding Census of Business was taken. Wholesale sales volume in the county showed a 224 percent rise over the same period, reaching a total of \$2,878,000,000 in 1948 as compared with \$888,600,000 in 1939. The service trades included in the Census of Business reported receipts totaling \$102,600,000 in 1948 compared with \$36,000,000 in 1939. Hotel receipts moved from \$7,200,000 in 1939 to \$19,700,000 in 1948. Amusement businesses in the county recorded receipts of \$27,300,000 in 1948. No comparable figure for 1939 is available.

Employment in the county also rose over the 9-year period between 1939 and 1948 for the trades covered by the Census of Business. Retail trade establishments reported 90,670 paid employees for the workweek ended nearest November 15, 1948. Of these, 73,953 worked the full week, and the remainder part of the week. The comparable total and full workweek figures for 1939 were 65,639 and 52,552. Wholesale trade establishments reported a total of 33,201 full- and part-week employees for the week of November 15, 1948, compared with 23,611 for the same week in 1939. For the selected service trades, November 15, 1948, paid employees numbered 15,968; the comparable figure for 1939, adjusted for change in scope between the two Censuses, was 10,875.

These preliminary figures have been derived from a Census report on Allegheny County, Pennsylvania. The report also contains data for fifty-two cities of 2,500 inhabitants or more located in Allegheny County.

Final figures, superseding the preliminary data for Allegheny County, will be included in a Bulletin for the State of Pennsylvania to be issued in several months. Similar data will be made available this year in preliminary and final form for each of the counties and States. A single copy of the preliminary release for Allegheny County as well as an order blank for other area releases may be obtained by writing to the Bureau of the Census, Washington 25, D. C.

Table 1.—CENSUS OF BUSINESS PRELIMINARY RESULTS FOR 1948, BY TRADE GROUP

ALLEGHENY COUNTY, PA.

Trade group and kind of business	Number of establishments	1948 sales and receipts (Thousand dollars)	Active proprietors of unincorporated businesses Nov. 1948	Paid employees, workweek ended nearest Nov. 15, 1948	
				Total employees ¹	Full workweek employees
RETAIL TRADE, total.....	15,251	1,424,333	15,395	90,670	73,953
Food group.....	5,595	390,625	5,579	15,686	12,674
Eating and drinking places.....	3,287	124,841	3,931	18,159	15,515
General merchandise grp, general stores	297	285,577	207	25,397	19,749
Apparel group.....	1,058	93,449	853	5,736	4,297
Furniture-home furnishings-appliance grp	533	65,713	505	4,559	4,241
Automotive group.....	567	187,652	505	5,807	5,547
Gasoline service stations.....	1,252	48,163	1,301	2,536	1,906
Lumber-building-hardware group.....	581	67,381	582	3,549	3,112
Drug and proprietary stores.....	619	42,695	565	3,989	2,424
All other retail stores.....	1,462	118,237	1,367	5,252	4,488
WHOLESALE TRADE, total.....	2,447	2,878,000	1,653	33,201	x
Merchant wholesalers, total.....	1,611	1,013,017	1,336	20,611	x
Groceries, foods.....	294	188,813	303	3,368	x
Dry goods, apparel.....	102	38,907	126	855	x
Hardware, elec'l, plum'g and heat'g.	129	139,668	95	3,258	x
Mach'y, equip't, industrial supplies	240	127,728	153	3,692	x
Automotive parts, accessories.....	110	26,237	71	1,094	x
All other merchant wholesalers.....	736	491,664	588	8,344	x
Manufact'rs'- sales branches, offices..	480	1,453,800	8	10,601	x
Agents, brokers (merchandise).....	327	315,017	299	1,226	x
Other types of wholesale.....	29	96,166	10	763	x
SELECTED SERVICE TRADES, ^{2/} total.....	5,754	102,590	5,867	15,968	14,307
Personal services.....	4,139	55,759	4,224	9,988	9,053
Business services.....	289	21,923	239	3,306	2,814
Automotive repairs and services.....	792	15,938	838	1,689	1,542
Other repair services.....	534	8,970	566	985	898
HOTELS.....	91	19,721	88	3,437	3,113
TOURIST COURTS AND CAMPS.....	28	222	38	12	12
AMUSEMENTS.....	576	27,309	539	4,663	x

x Not available.

^{1/} Includes employees paid for less than the full workweek.^{2/} See General Description on last page for changes from the 1939 Census of Business in the coverage of Service Trades.

Table 2.—CENSUS OF BUSINESS PRELIMINARY RESULTS FOR 1948 FOR CITIES OF 2,500 INHABITANTS OR MORE

ALLEGHENY COUNTY, PA.

(Data omitted for trade groups where necessary to avoid disclosure)

City and trade group ¹	Number of establishments	1948 sales and receipts (Thousand dollars)	Active proprietors of unincorporated businesses Nov. 1948	Paid employees, workweek ended nearest Nov. 15, 1948	
				Total employees ²	Full workweek employees
Aspinwall:					
Retail trade.....	42	3,561	40	173	140
Selected service trades....	11	87	11	5	5
Avalon:					
Retail trade.....	45	2,898	47	166	124
Selected service trades....	19	151	20	13	10
Bellevue:					
Retail trade.....	83	9,262	75	489	364
Selected service trades....	43	563	48	78	48
Ben Avon:					
Selected service trades....	6	42	5	8	6
Brackenridge:					
Retail trade.....	63	2,809	70	95	77
Wholesale trade.....	6	511	9	14	x
Selected service trades....	19	92	19	5	5
Braddock:					
Retail trade.....	334	32,381	329	2,126	1,571
Wholesale trade.....	22	15,370	27	166	x
Selected service trades....	112	1,086	118	143	112
Brentwood:					
Retail trade.....	62	6,949	69	353	305
Selected service trades....	29	397	37	42	36
Bridgeville:					
Retail trade.....	80	6,150	94	277	230
Selected service trades....	29	241	34	26	19
Carnegie:					
Retail trade.....	194	16,164	201	741	615
Wholesale trade.....	18	24,775	16	254	x
Selected service trades....	54	600	57	94	85
Castle Shannon:					
Retail trade.....	38	2,196	41	84	61
Selected service trades....	20	386	18	55	49
Clairton:					
Retail trade.....	241	16,110	251	841	646
Wholesale trade.....	7	889	9	10	x
Selected service trades....	63	523	70	63	52
Amusements.....	11	282	14	50	x
Coraopolis:					
Retail trade.....	154	11,486	160	551	427
Wholesale trade.....	10	1,916	8	32	x
Selected service trades....	51	584	59	86	77
Amusements.....	6	134	7	50	x
Crafton:					
Retail trade.....	45	3,697	45	133	114
Selected service trades....	21	223	17	29	29

Continued

Table 2.—CENSUS OF BUSINESS PRELIMINARY RESULTS FOR 1948 FOR CITIES OF 2,500 INHABITANTS OR MORE

ALLEGHENY COUNTY, PA.

(Data omitted for trade groups where necessary to avoid disclosure)

City and trade group ¹	Number of establishments	1948 sales and receipts (Thousand dollars)	Active proprietors of unincorporated businesses Nov. 1948	Paid employees, workweek ended nearest Nov. 15, 1948	
				Total employees ²	Full workweek employees
Dormont:					
Retail trade.....	110	14,542	108	837	683
Wholesale trade.....	12	5,097	6	52	x
Selected service trades....	65	688	68	106	93
Duquesne:					
Retail trade.....	220	12,460	231	600	449
Wholesale trade.....	5	578	7	11	x
Selected service trades....	71	495	74	55	41
East McKeesport:					
Retail trade.....	43	2,257	46	126	92
Selected service trades....	14	68	12	3	3
East Pittsburgh:					
Retail trade.....	103	9,424	113	509	446
Wholesale trade.....	6	1,405	7	18	x
Selected service trades....	31	230	34	28	24
Amusements.....	7	325	6	67	x
Edgewood:					
Retail trade.....	33	2,046	32	117	78
Selected service trades....	11	73	10	15	13
Elizabeth:					
Retail trade.....	51	4,570	51	273	217
Selected service trades....	15	87	17	11	7
Emsworth:					
Retail trade.....	27	2,175	26	113	82
Selected service trades....	6	27	6	3	1
Etna:					
Retail trade.....	103	7,792	110	323	240
Wholesale trade.....	11	3,326	4	55	x
Selected service trades....	32	342	33	30	27
Forest Hills:					
Retail trade.....	20	1,611	22	73	51
Selected service trades....	7	31	9	-	-
Glassport:					
Retail trade.....	112	5,144	119	246	195
Wholesale trade.....	5	2,951	3	35	x
Selected service trades....	26	136	25	7	7
Harrison (twp.):					
Retail trade.....	120	5,143	136	242	178
Selected service trades....	37	272	42	14	13
Amusements.....	9	69	10	16	x
Homestead:					
Retail trade.....	261	21,076	249	1,288	1,000
Wholesale trade.....	10	2,061	8	45	x
Selected service trades....	89	951	91	131	116
Amusements.....	11	496	14	83	x

Continued

Table 2.—CENSUS OF BUSINESS PRELIMINARY RESULTS FOR 1948 FOR CITIES OF 2,500 INHABITANTS OR MORE

ALLEGHENY COUNTY, PA.

(Data omitted for trade groups where necessary to avoid disclosure)

City and trade group ¹	Number of establishments	1948 sales and receipts (Thousand dollars)	Active proprietors of unincorporated businesses Nov. 1948	Paid employees, workweek ended nearest Nov. 15, 1948	
				Total employees ²	Full workweek employees
Ingram:					
Retail trade.....	21	1,379	19	52	44
Selected service trades....	7	39	8	2	2
McDonald (part):					
Retail trade.....	5	294	7	5	5
McKeesport:					
Retail trade.....	741	77,836	728	4,491	3,706
Wholesale trade.....	47	25,670	45	647	x
Selected service trades....	237	2,888	247	525	470
McKees Rocks:					
Retail trade.....	261	16,664	264	794	621
Wholesale trade.....	14	8,935	16	228	x
Selected service trades....	91	874	87	89	77
Amusements.....	13	339	12	139	x
Millvale:					
Retail trade.....	110	7,633	107	380	246
Wholesale trade.....	9	1,092	12	23	x
Selected service trades....	39	548	41	101	91
Mount Lebanon (twp.)					
Retail trade.....	112	15,988	98	709	560
Wholesale trade.....	10	8,982	12	24	x
Selected service trades....	43	465	43	68	60
Mount Oliver:					
Retail trade.....	108	9,962	102	593	427
Selected service trades....	43	357	47	38	29
Munhall:					
Retail trade.....	82	6,629	80	268	189
Selected service trades....	30	194	33	23	18
North Braddock:					
Retail trade.....	100	3,408	106	101	71
Selected service trades....	37	214	42	12	9
Oakmont:					
Retail trade.....	79	5,348	86	271	224
Selected service trades....	25	187	27	12	11
Pitcairn:					
Retail trade.....	82	3,960	81	248	192
Selected service trades....	35	306	37	28	24
Pittsburgh:					
Retail trade.....	7,515	871,194	7,415	61,888	51,600
Wholesale trade.....	2,043	2,672,618	1,288	29,863	x
Selected service trades....	3,338	78,583	3,316	12,907	11,650
Federal.....	47	17,561	40	3,046	2,759
Amusements.....	262	18,503	220	2,762	x
Port Vue:					
Retail trade.....	19	550	21	15	11
Selected service trades....					
			Included with	"Remainder of county"	

Continued

Table 2.—CENSUS OF BUSINESS PRELIMINARY RESULTS FOR 1948 FOR CITIES OF 2,500 INHABITANTS OR MORE

ALLEGHENY COUNTY, PA.

(Data omitted for trade groups where necessary to avoid disclosure)

City and trade group ¹	Number of establishments	1948 sales and receipts (Thousand dollars)	Active proprietors of unincorporated businesses Nov. 1948	Paid employees, workweek ended nearest Nov. 15, 1948	
				Total employees ²	Full workweek employees
Rankin:					
Retail trade.....	79	2,421	81	114	92
Selected service trades....	23	88	23	5	4
Amusements.....	11	50	12	-	x
Sewickley:					
Retail trade.....	86	10,044	82	487	391
Wholesale trade.....	6	722	3	32	x
Selected service trades....	33	367	32	56	49
Shaler (twp.):					
Retail trade.....	63	2,517	80	129	87
Selected service trades....	19	194	22	20	16
Sharpsburg:					
Retail trade.....	127	7,068	130	288	213
Wholesale trade.....	12	5,098	5	136	x
Selected service trades....	46	754	49	74	70
Springdale:					
Retail trade.....	65	3,928	71	136	107
Selected service trades....	16	94	17	5	3
Stowe (twp.):					
Retail trade.....	107	5,409	115	252	192
Wholesale trade.....	7	654	7	6	x
Selected service trades....	34	458	36	30	26
Swissvale:					
Retail trade.....	135	6,838	144	343	237
Wholesale trade.....	6	1,454	7	13	x
Selected service trades....	48	387	46	43	36
Tarentum:					
Retail trade.....	174	15,248	161	888	731
Wholesale trade.....	12	2,674	13	69	x
Selected service trades....	61	601	69	82	70
Turtle Creek:					
Retail trade.....	159	12,588	151	635	525
Wholesale trade.....	5	952	9	24	x
Selected service trades....	46	413	46	67	65
Verona:					
Retail trade.....	83	4,636	87	197	137
Selected service trades....	19	327	21	16	14
West Homestead:					
Retail trade.....	44	5,166	43	188	168
Selected service trades....		Included with "Remainder of county"			
West View:					
Retail trade.....	59	5,981	60	258	206
Selected service trades....	19	186	22	21	20

Continued

Table 2.—CENSUS OF BUSINESS PRELIMINARY RESULTS FOR 1948 FOR CITIES OF 2,500 INHABITANTS OR MORE

ALLEGHENY COUNTY, PA.

(Data omitted for trade groups where necessary to avoid disclosure)

City and trade group ¹	Number of establishments	1948 sales and receipts (Thousand dollars)	Active proprietors of unincorporated businesses Nov. 1948	Paid employees, workweek ended nearest Nov. 15, 1948	
				Total employees ²	Full workweek employees
Wilkesburg:					
Retail trade.....	309	30,741	271	1,560	1,226
Wholesale trade.....	27	8,261	15	250	x
Selected service trades....	171	1,637	186	218	194
Wilmerding:					
Retail trade.....	77	4,102	79	200	159
Selected service trades....	31	290	35	39	27
Remainder of county: ^{3/}					
Retail trade.....	1,854	83,219	2,053	4,336	3,142
Wholesale trade.....	99	73,259	86	1,057	x
Selected service trades....	382	3,764	401	437	394
Hotels.....	11	219	11	45	43
Amusements.....	80	1,156	94	222	x

x Not available.

1/ See General Description on this page for changes from the 1939 Census of Business in the coverage of Service Trades.

2/ Includes employees paid for less than the full workweek.

3/ Except as indicated above, includes figures for establishments, other than wholesale, not located in cities of 2,500 inhabitants or more, and wholesale establishments not located in cities of 5,000 inhabitants or more.

GENERAL DESCRIPTION OF PRELIMINARY RELEASES FOR THE 1948 CENSUS OF BUSINESS

This series of releases, of which one is planned for each county in the United States, presents preliminary results of the 1948 Census of Business. The information is based on reports submitted by business establishments for that Census. The figures shown are preliminary, and are subject to revision in the final Census publications, but the changes are expected to be relatively minor with respect to coverage. The final Census figures will be issued in a series of Business Census bulletins which will show additional detailed kind-of-business information for all places where there are a sufficient number of establishments.

The 1948 Census of Business was taken under the provision of the Act of June 19, 1948, which provides that the Business Census be taken for 1948 and for each fifth year thereafter. Previous Business Censuses were taken for the years 1929, 1933, 1935, and 1939.

Scope of the Census.—The 1948 Census of Business covered all establishments in the following trades, as defined by the Standard Industrial Classification Manual, May 1949 issue, of the Executive Office of the President: all retail trades; all wholesale trades; all service trades in the following four groups—personal services, business services, automobile repairs and services, and miscellaneous repair services; hotels; tourist courts and camps; and amusements, including motion picture theaters. Some important services not covered are radio broadcasting and television, medical and health, legal, educational, nonprofit, accounting, and domestic services.

This coverage is similar to that of the 1939 Business Census. However, "custom trades" and "services incidental to transportation," which are no longer included in the standard classification of the service trades, are not covered by the 1948 Census. In a number of localities, these exclusions as well as

other changes in the standard classification may have a considerable effect in comparing 1948 with 1939 data, particularly with respect to establishment count.


Establishment definition.—For Census purposes, a business establishment is defined to include only enterprises conducted from a recognizable place of business, provided that the annual sales were in excess of \$5,000 for a wholesale trade establishment and \$500 for establishments in other trades. A detailed analysis of coverage will be provided in future Census of Business publications.

"Number of establishments" is the number of separate business locations, rather than the number of business companies or organizations, since the Census figures represent information reported separately for each business location or establishment. The establishment count reflects the number of places in business at the end of 1948 excluding administrative and executive offices of multinational organizations, and "chain store" warehouses.

Sales and receipts.—"1948 sales and receipts" represents sales of merchandise and receipts from repairs and other services to customers. The figures reflect deductions for returned goods and allowances, but not for trade-in allowances; they exclude sales and excise taxes collected from customers and paid directly to any taxing agency.

Proprietors.—"Active proprietors..." represents owners and partners of unincorporated businesses who devoted the major portion of their time to the business in November 1948.

Employment.—"Number of paid employees..." represents all employees on the pay roll for the pay period ending nearest November 15, 1948. "Full workweek" employees, whether regular or seasonal, are those who in the November 15 pay period were paid for working at least the number of hours typically worked in a week by employees of the reporting establishment.



1948 CENSUS OF BUSINESS

RETAIL, WHOLESALE, SERVICE TRADES

U. S. DEPARTMENT OF COMMERCE
BUREAU OF THE CENSUS

PRELIMINARY

For Release May 15, 1950

Release Series BC-1P-37-003

ARMSTRONG COUNTY, PA.

Retail, wholesale, and service establishments located in Armstrong County, Pennsylvania, showed a substantial expansion in dollar volume of trade from 1939 to 1948 according to preliminary figures from the 1948 Census of Business released today by the Bureau of the Census, U. S. Department of Commerce.

Retail sales in the county during 1948 aggregated \$54.3 million, an increase of 219 percent over the \$17.0 million in 1939, when the preceding Census of Business was taken. Wholesale sales in the county reached a total of \$27.3 million in 1948 as compared with \$5.0 million in 1939. The service trades included in the Census of Business recorded receipts totaling \$1.4 million in 1948 compared with \$0.6 million in 1939.

Employment in the county also rose over the 9-year period between 1939 and 1948 for the above trades. Establishments in these trades reported a combined total of 3,186 paid employees for the workweek ended nearest November 15, 1948. This compared with a total of 2,049 employees reported for the week of November 15, 1939.

These preliminary figures have been derived from a Census report on Armstrong County, Pennsylvania, which also includes data for Apollo, Ford City, Freeport, Kittanning, and Leechburg. Final figures, superseding the preliminary data for Armstrong County, will be included in a Bulletin for the State of Pennsylvania to be issued in several months. Similar data will be made available this year in preliminary and final form for each of the counties and States. A single copy of the preliminary release for Armstrong County as well as an order blank for other area releases may be obtained by writing to the Bureau of the Census, Washington 25, D. C.

Table 1.—CENSUS OF BUSINESS PRELIMINARY RESULTS FOR 1948, BY TRADE GROUP
ARMSTRONG COUNTY, PA.

Trade group and kind of business	Number of establishments	1948 sales and receipts (Thousand dollars)	Active proprietors of unincorporated businesses Nov. 1948	Paid employees, workweek ended nearest Nov. 15, 1948	
				Total employees ¹	Full workweek employees
RETAIL TRADE, total.....	919	54,274	989	2,584	2,063
Food group.....	272	14,027	295	428	333
Eating and drinking places.....	143	3,143	192	340	236
General merchandise grp, general stores.....	66	6,762	53	437	329
Apparel group.....	55	3,043	59	168	104
Furniture-home furnishgs-appliance grp.....	32	2,371	30	108	97
Automotive group.....	54	10,817	56	345	339
Gasoline service stations.....	139	3,431	161	105	84
Lumber-building-hardware group.....	53	5,168	62	376	320
Drug and proprietary stores.....	26	1,445	22	132	94
All other retail stores.....	79	4,067	59	145	127
WHOLESALE TRADE, total.....	55	27,303	48	436	x
Merchant wholesalers.....	46	22,446	42	340	x
Other types of wholesale.....	9	4,857	6	96	x
SELECTED SERVICE TRADES, ² /total.....	231	1,443	239	166	134
Personal services.....	179	1,058	186	130	105
All other service trades.....	52	385	53	36	29
AMUSEMENTS.....	27	529	23	91	x

x Not available.

¹/ Includes employees paid for less than the full workweek.

²/ See General Description on last page for changes from the 1939 Census of Business in the coverage of Service Trades.

Table 2.—CENSUS OF BUSINESS PRELIMINARY RESULTS FOR 1948 FOR CITIES OF 2,500 INHABITANTS OR MORE

ARMSTRONG COUNTY, PA.

(Data omitted for trade groups where necessary to avoid disclosure)

City and trade group ¹	Number of establishments	1948 sales and receipts (Thousand dollars)	Active proprietors of unincorporated businesses Nov. 1948	Paid employees, workweek ended nearest Nov. 15, 1948	
				Total employees ²	Full workweek employees
Apollo:					
Retail trade.....	65	4,439	75	194	167
Selected service trades....	21	122	23	12	6
Ford City:					
Retail trade.....	87	5,496	90	295	233
Wholesale trade.....	7	1,618	7	72	x
Selected service trades....	24	192	25	22	16
Freeport:					
Retail trade.....	49	2,480	61	107	85
Selected service trades....	15	80	15	9	8
Kittanning:					
Retail trade.....	189	19,658	178	1,065	849
Wholesale trade.....	26	21,656	19	283	x
Selected service trades....	63	545	65	84	74
Leechburg:					
Retail trade.....	82	5,902	85	294	244
Selected service trades....	28	194	28	13	11
Remainder of county:^{3/}					
Retail trade.....	447	16,299	500	629	485
Wholesale trade.....	22	4,029	22	81	x
Selected service trades....	80	310	83	26	19

x Not available.

1/ See General Description on this page for changes from the 1939 Census of Business in the coverage of Service Trades.

2/ Includes employees paid for less than the full workweek.

3/ Includes figures for establishments, other than wholesale, not located in cities of 2,500 inhabitants or more, and wholesale establishments not located in cities of 5,000 inhabitants or more.

GENERAL DESCRIPTION OF PRELIMINARY RELEASES FOR THE 1948 CENSUS OF BUSINESS

This series of releases, of which one is planned for each county in the United States, presents preliminary results of the 1948 Census of Business. The information is based on reports submitted by business establishments for that Census. The figures shown are preliminary, and are subject to revision in the final Census publications, but the changes are expected to be relatively minor with respect to coverage. The final Census figures will be issued in a series of Business Census bulletins which will show additional detailed kind-of-business information for all places where there are a sufficient number of establishments.

The 1948 Census of Business was taken under the provision of the Act of June 19, 1948, which provides that the Business Census be taken for 1948 and for each fifth year thereafter. Previous Business Censuses were taken for the years 1929, 1933, 1936, and 1939.

Scope of the Census.—The 1948 Census of Business covered all establishments in the following trades, as defined by the Standard Industrial Classification Manual, May 1949 issue, of the Executive Office of the President: all retail trades; all wholesale trades; all service trades in the following four groups—personal services, business services, automobile repairs and services, and miscellaneous repair services; hotels; tourist courts and camps; and amusements, including motion picture theaters. Some important services not covered are radio broadcasting and television, medical and health, legal, educational, nonprofit, accounting, and domestic services.

This coverage is similar to that of the 1939 Business Census. However, "custom trades" and "services incidental to transportation," which are no longer included in the standard classification of the service trades, are not covered by the 1948 Census. In a number of localities, these exclusions as well as

other changes in the standard classification may have a considerable effect in comparing 1948 with 1939 data, particularly with respect to establishment count.

Establishment definition.—For Census purposes, a business establishment is defined to include only enterprises conducted from a recognizable place of business, provided that the annual sales were in excess of \$5,000 for a wholesale trade establishment and \$500 for establishments in other trades. A detailed analysis of coverage will be provided in future Census of Business publications.

"Number of establishments" is the number of separate business locations, rather than the number of business companies or organizations, since the Census figures represent information reported separately for each business location or establishment. The establishment count reflects the number of places in business at the end of 1948 excluding administrative and executive offices of multiunit organizations, and "chain store" warehouses.

Sales and receipts.—"1948 sales and receipts" represents sales of merchandise and receipts from repairs and other services to customers. The figures reflect deductions for returned goods and allowances, but not for trade-in allowances; they include sales and excise taxes collected from customers and paid directly to any taxing agency.

Proprietors.—"Active proprietors..." represents owners and partners of unincorporated businesses who devoted the major portion of their time to the business in November 1948.

Employment.—"Number of paid employees..." represents all employees on the pay roll for the pay period ending nearest November 15, 1948. "Full workweek" employees, whether regular or seasonal, are those who in the November 15 pay period were paid for working at least the number of hours typically worked in a week by employees of the reporting establishment.

1948 CENSUS OF BUSINESS

RETAIL, WHOLESALE, SERVICE TRADES

U. S. DEPARTMENT OF COMMERCE
BUREAU OF THE CENSUS

PRELIMINARY

For Release May 22, 1950

Release Series BC-1P-37-004

BEAVER COUNTY, PA.

Retail, wholesale, and service establishments located in Beaver County, Pennsylvania, showed a substantial expansion in dollar volume of trade from 1939 to 1948 according to preliminary figures from the 1948 Census of Business released today by the Bureau of the Census, U. S. Department of Commerce.

Retail sales in the county during 1948 aggregated \$139.4 million, an increase of 227 percent over the \$42.6 million in 1939, when the preceding Census of Business was taken. Wholesale sales in the county reached a total of \$47.4 million in 1948 as compared with \$16.4 million in 1939. The service trades included in the Census of Business recorded receipts totaling \$5.3 million in 1948 compared with \$1.5 million in 1939.

Employment in the county also rose over the 9-year period between 1939 and 1948 for the above trades. Establishments in these trades reported a combined total of 8,708 paid employees for the workweek ended nearest November 15, 1948. This compared with a total of 5,210 employees reported for the week of November 15, 1939.

These preliminary figures have been derived from a Census report on Beaver County, Pennsylvania, which also includes data for the cities of Aliquippa, Ambridge, Beaver, Beaver Falls, Freedom, Midland, Monaca, New Brighton, and Rochester. Final figures, superseding the preliminary data for Beaver County, will be included in a Bulletin for the State of Pennsylvania to be issued in several months. Similar data will be made available this year in preliminary and final form for each of the counties and States. A single copy of the preliminary release for Beaver County as well as an order blank for other area releases may be obtained by writing to the Bureau of the Census, Washington 25, D. C.

Table 1.—CENSUS OF BUSINESS PRELIMINARY RESULTS FOR 1948, BY TRADE GROUP

BEAVER COUNTY, PA.

Trade group and kind of business	Number of establishments	1948 sales and receipts (Thousand dollars)	Active proprietors of unincorporated businesses Nov. 1948	Paid employees, workweek ended nearest Nov. 15, 1948	
				Total employees ¹	Full workweek employees
RETAIL TRADE, total.....	2,024	139,377	2,147	7,292	5,608
Food group.....	637	42,260	685	1,549	1,208
Eating and drinking places.....	433	10,389	557	1,231	981
General merchandise grp, general stores	36	12,098	18	1,208	764
Apparel group.....	168	11,202	153	625	417
Furniture-home furnishgs-appliance grp	76	6,937	64	350	311
Automotive group.....	106	22,039	97	622	593
Gasoline service stations.....	232	6,739	257	339	212
Lumber-building-hardware group.....	94	12,686	86	631	565
Drug and proprietary stores.....	60	3,988	56	295	196
All other retail stores.....	182	11,039	174	442	361
WHOLESALE TRADE, total.....	110	47,359	99	674	x
Merchant wholesalers, total.....	93	19,389	93	452	x
Groceries, foods.....	21	7,545	19	126	x
Automotive parts, accessories.....	13	1,868	7	91	x
All other merchant wholesalers.....	59	9,976	67	235	x
Petroleum bulk plants, terminals.....	10	22,844	3	166	x
Other types of wholesale.....	7	5,126	3	56	x
SELECTED SERVICE TRADES, ^{2/} total.....	624	5,291	681	742	618
Personal services.....	457	3,921	490	607	512
Business services.....	12	164	14	40	30
Automotive repairs and services.....	92	827	111	63	57
Other repair services.....	63	379	66	32	19
HOTELS.....	18	1,209	21	244	215
TOURIST COURTS AND CAMPS.....	6	21	7	-	-
AMUSEMENTS.....	64	1,825	52	396	x

x Not available.

^{1/} Includes employees paid for less than the full workweek.^{2/} See General Description on last page for changes from the 1939 Census of Business in the coverage of Service Trades.

Table 2.—CENSUS OF BUSINESS PRELIMINARY RESULTS FOR 1948 FOR CITIES OF 2,500 INHABITANTS OR MORE

BEAVER COUNTY, PA.

(Data omitted for trade groups where necessary to avoid disclosure)

City and trade group ¹	Number of establishments	1948 sales and receipts (Thousand dollars)	Active proprietors of unincorporated businesses Nov. 1948	Paid employees, workweek ended nearest Nov. 15, 1948	
				Total employees ²	Full workweek employees
Aliquippa:					
Retail trade.....	340	26,631	386	1,419	1,122
Wholesale trade.....	15	3,053	21	56	x
Selected service trades....	110	930	127	137	119
Ambridge:					
Retail trade.....	342	26,229	354	1,387	1,066
Wholesale trade.....	10	2,146	9	50	x
Selected service trades....	109	726	120	114	82
Amusements.....	9	439	6	105	x
Beaver:					
Retail trade.....	82	8,689	84	430	365
Wholesale trade.....	6	768	6	23	x
Selected service trades....	34	289	39	40	26
Beaver Falls:					
Retail trade.....	325	31,244	315	1,823	1,376
Wholesale trade.....	30	10,563	18	194	x
Selected service trades....	122	1,465	131	239	210
Amusements.....	7	453	1	89	x
Freedom:					
Retail trade.....	39	1,741	38	83	66
Selected service trades....	16	92	17	2	2
Midland:					
Retail trade.....	102	6,599	109	351	288
Selected service trades....	34	267	38	31	29
Monaca:					
Retail trade.....	93	4,678	100	223	171
Selected service trades....	29	228	31	23	18
New Brighton:					
Retail trade.....	136	8,242	140	351	265
Wholesale trade.....	7	3,643	6	69	x
Selected service trades....	47	362	52	40	27
Rochester:					
Retail trade.....	138	11,406	145	587	426
Wholesale trade.....	7	1,522	6	30	x
Selected service trades....	58	427	56	52	50
Remainder of county:^{3/}					
Retail trade.....	427	13,918	476	638	463
Wholesale trade.....	26	24,411	23	222	x
Selected service trades....	65	505	70	64	55
Tourist courts and camps...	6	21	7	-	-
Amusements.....	17	237	18	62	x

x Not available.

^{1/} See General Description on last page for changes from the 1939 Census of Business in the coverage of Service Trades.^{2/} Includes employees paid for less than the full workweek.^{3/} Includes figures for establishments, other than wholesale, not located in cities of 2,500 inhabitants or more, and wholesale establishments not located in cities of 5,000 inhabitants or more.

GENERAL DESCRIPTION OF PRELIMINARY RELEASES FOR THE 1948 CENSUS OF BUSINESS

This series of releases, of which one is planned for each county in the United States, presents preliminary results of the 1948 Census of Business. The information is based on reports submitted by business establishments for that Census. The figures shown are preliminary, and are subject to revision in the final Census publications, but the changes are expected to be relatively minor with respect to coverage. The final Census figures will be issued in a series of Business Census bulletins which will show additional detailed kind-of-business information for all places where there are a sufficient number of establishments.

The 1948 Census of Business was taken under the provision of the Act of June 19, 1948, which provides that the Business Census be taken for 1948 and for each fifth year thereafter. Previous Business Censuses were taken for the years 1929, 1933, 1935, and 1939.

Scope of the Census.—The 1948 Census of Business covered all establishments in the following trades, as defined by the Standard Industrial Classification Manual, May 1949 issue, of the Executive Office of the President: all retail trades; all wholesale trades; all service trades in the following four groups—personal services, business services, automobile repairs and services, and miscellaneous repair services; hotels; tourist courts and camps; and amusements, including motion picture theaters. Some important services not covered are radio broadcasting and television, medical and health, legal, educational, nonprofit, accounting, and domestic services.

This coverage is similar to that of the 1939 Business Census. However, "custom trades" and "services incidental to transportation," which are no longer included in the standard classification of the service trades, are not covered by the 1948 Census. In a number of localities, these exclusions as well as other changes in the standard classification may have a considerable effect in comparing

1948 with 1939 data, particularly with respect to establishment count.

Establishment definition.—For Census purposes, a business establishment is defined to include only enterprises conducted from a recognizable place of business, provided that the annual sales were in excess of \$5,000 for a wholesale trade establishment and \$500 for establishments in other trades. A detailed analysis of coverage will be provided in future Census of Business publications.

"Number of establishments" is the number of separate business locations, rather than the number of business companies or organizations, since the Census figures represent information reported separately for each business location or establishment. The establishment count reflects the number of places in business at the end of 1948 excluding administrative and executive offices of multiunit organizations, and "chain store" warehouses.

Sales and receipts.—"1948 sales and receipts" represents sales of merchandise and receipts from repairs and other services to customers. The figures reflect deductions for returned goods and allowances, but not for trade-in allowances; they exclude sales and excise taxes collected from customers and paid directly to any taxing agency.

Proprietors.—"Active proprietors..." represents owners and partners of unincorporated businesses who devoted the major portion of their time to the business in November 1948.

Employment.—"Number of paid employees..." represents all employees on the pay roll for the pay period ending nearest November 15, 1948. "Full workweek" employees, whether regular or seasonal, are those who in the November 15 pay period were paid for working at least the number of hours typically worked in a week by employees of the reporting establishment.

1948 CENSUS OF BUSINESS

RETAIL, WHOLESALE, SERVICE TRADES

U. S. DEPARTMENT OF COMMERCE
BUREAU OF THE CENSUS

PRELIMINARY

For Release May 22, 1950

Release Series BC-1P-37-005

BEDFORD COUNTY, PA.

Retail, wholesale, and service establishments located in Bedford County, Pennsylvania, showed a substantial expansion in dollar volume of trade from 1939 to 1948 according to preliminary figures from the 1948 Census of Business released today by the Bureau of the Census, U. S. Department of Commerce.

Retail sales in the county during 1948 aggregated \$24.0 million, an increase of 200 percent over the \$8.0 million in 1939, when the preceding Census of Business was taken. Wholesale sales in the county reached a total of \$10.0 million in 1948 as compared with \$2.8 million in 1939. The service trades included in the Census of Business recorded receipts totaling \$970,000 in 1948 compared with \$270,000 in 1939.

Employment in the county also rose over the 9-year period between 1939 and 1948 for the above trades. Establishments in these trades reported a combined total of 1,580 paid employees for the workweek ended nearest November 15, 1948. This compared with a total of 953 employees reported for the week of November 15, 1939.

These preliminary figures have been derived from a Census report on Bedford County, Pennsylvania, which also includes data for the city of Bedford. Final figures, superseding the preliminary data for Bedford County, will be included in a Bulletin for the State of Pennsylvania to be issued in several months. Similar data will be made available this year in preliminary and final form for each of the counties and States. A single copy of the preliminary release for Bedford County as well as an order blank for other area releases may be obtained by writing to the Bureau of the Census, Washington 25, D. C.

Table 1.—CENSUS OF BUSINESS PRELIMINARY RESULTS FOR 1948, BY TRADE GROUP
BEDFORD COUNTY, PA.

Trade group and kind of business	Number of establishments	1948 sales and receipts (Thousand dollars)	Active proprietors of unincorporated businesses Nov. 1948	Paid employees, workweek ended nearest Nov. 15, 1948	
				Total employees ¹	Full workweek employees
RETAIL TRADE, total.....	452	24,027	446	1,260	1,006
Food group.....	132	5,755	125	170	133
Eating and drinking places.....	64	2,267	70	328	230
General merchandise grp, general stores.....	29	2,099	28	147	108
Apparel group.....	18	814	22	48	31
Furniture-home furnishgs-appliance grp.....	19	785	19	30	27
Automotive group.....	25	3,813	24	142	139
Gasoline service stations.....	74	3,377	71	172	147
Lumber-building-hardware group.....	27	1,983	29	120	107
Drug and proprietary stores.....	7	307	8	19	13
All other retail stores.....	57	2,827	50	84	71
WHOLESALE TRADE, total.....	32	10,024	30	215	x
Merchant wholesalers.....	19	4,559	20	144	x
Other types of wholesale.....	13	5,465	10	71	x
SELECTED SERVICE TRADES ² /total.....	119	970	126	105	101
Personal services.....	64	415	65	77	74
All other service trades.....	55	555	61	28	27
HOTELS.....		Data withheld to avoid disclosure			
TOURIST COURTS AND CAMPS.....	12	67	13	10	10
AMUSEMENTS.....	14	238	12	49	x

x Not available.

1/ Includes employees paid for less than the full workweek.

2/ See General Description on last page for changes from the 1939 Census of Business in the coverage of Service Trades.

Table 2.—CENSUS OF BUSINESS PRELIMINARY RESULTS FOR 1948 FOR CITIES OF 2,500 INHABITANTS OR MORE

BEDFORD COUNTY, PA.

(Data omitted for trade groups where necessary to avoid disclosure)

City and trade group ¹	Number of establishments	1948 sales and receipts (Thousand dollars)	Active proprietors of unincorporated businesses Nov. 1948	Paid employees, workweek ended nearest Nov. 15, 1948	
				Total employees ²	Full workweek employees
Bedford:					
Retail trade.....	88	8,881	79	458	401
Selected service trades....	36	462	37	60	58
Hotels.....	9	561	11	134	126
Remainder of county:					
Retail trade.....	364	15,146	367	802	605
Selected service trades....	83	508	89	45	43
Tourist courts and camps...	12	67	13	10	10

1/ See General Description on this page for changes from the 1939 Census of Business in the coverage of Service Trades.

2/ Includes employees paid for less than the full workweek.

GENERAL DESCRIPTION OF PRELIMINARY RELEASES FOR THE 1948 CENSUS OF BUSINESS

This series of releases, of which one is planned for each county in the United States, presents preliminary results of the 1948 Census of Business. The information is based on reports submitted by business establishments for that Census. The figures shown are preliminary, and are subject to revision in the final Census publications, but the changes are expected to be relatively minor with respect to coverage. The final Census figures will be issued in a series of Business Census bulletins which will show additional detailed kind-of-business information for all places where there are a sufficient number of establishments.

The 1948 Census of Business was taken under the provision of the Act of June 19, 1948, which provides that the Business Census be taken for 1948 and for each fifth year thereafter. Previous Business Censuses were taken for the years 1929, 1933, 1935, and 1939.

Scope of the Census.—The 1948 Census of Business covered all establishments in the following trades, as defined by the Standard Industrial Classification Manual, May 1949 issue, of the Executive Office of the President: all retail trades; all wholesale trades; all service trades in the following four groups—personal services, business services, automobile repairs and services, and miscellaneous repair services; hotels; tourist courts and camps; and amusements, including motion picture theaters. Some important services not covered are radio broadcasting and television, medical and health, legal, educational, nonprofit, accounting, and domestic services.

This coverage is similar to that of the 1939 Business Census. However, "custom trades" and "services incidental to transportation," which are no longer included in the standard classification of the service trades, are not covered by the 1948 Census. In a number of localities, these exclusions as well as

other changes in the standard classification may have a considerable effect in comparing 1948 with 1939 data, particularly with respect to establishment count.

Establishment definition.—For Census purposes, a business establishment is defined to include only enterprises conducted from a recognizable place of business, provided that the annual sales were in excess of \$5,000 for a wholesale trade establishment and \$500 for establishments in other trades. A detailed analysis of coverage will be provided in future Census of Business publications.

"Number of establishments" is the number of separate business locations, rather than the number of business companies or organizations, since the Census figures represent information reported separately for each business location or establishment. The establishment count reflects the number of places in business at the end of 1948 excluding administrative and executive offices of multiunit organizations, and "chain store" warehouses.

Sales and receipts.—"1948 sales and receipts" represents sales of merchandise and receipts from repairs and other services to customers. The figures reflect deductions for returned goods and allowances, but not for trade-in allowances; they exclude sales and excise taxes collected from customers and paid directly to any taxing agency.

Proprietors.—"Active proprietors..." represents owners and partners of unincorporated businesses who devoted the major portion of their time to the business in November 1948.

Employment.—"Number of paid employees..." represents all employees on the pay roll for the pay period ending nearest November 15, 1948. "Full workweek" employees, whether regular or seasonal, are those who in the November 15 pay period were paid for working at least the number of hours typically worked in a week by employees of the reporting establishment.

1948 CENSUS OF BUSINESS

RETAIL, WHOLESALE, SERVICE TRADES

U. S. DEPARTMENT OF COMMERCE
BUREAU OF THE CENSUS

PRELIMINARY

For Release May 22, 1950

Release Series BC-1P-37-006

BERKS COUNTY, PA.

Retail, wholesale, and service establishments located in Berks County, Pennsylvania, showed a substantial expansion in dollar volume of trade from 1939 to 1948 according to preliminary figures from the 1948 Census of Business released today by the Bureau of the Census, U. S. Department of Commerce.

Retail sales in the county during 1948 aggregated \$231.1 million, an increase of 182 percent over the \$82.0 million sales in 1939, when the preceding Census of Business was taken. Wholesale sales volume in the county showed a 281 percent rise over the same period, reaching a total of \$173.2 million in 1948 as compared with \$45.4 million in 1939. The service trades included in the Census of Business reported receipts totaling \$15.5 million in 1948 compared with \$5.2 million in 1939.

Employment in the county also rose over the 9-year period between 1939 and 1948 for the trades covered by the Census of Business. Retail trade establishments reported 12,966 paid employees for the workweek ended nearest November 15, 1948. Of these, 9,805 worked the full week, and the remainder part of the week. The comparable total and full workweek figures for 1939 were 9,542 and 7,415. Wholesale trade establishments reported a total of 3,148 full- and part-week employees for the week of November 15, 1948, compared with 2,121 for the same week in 1939. For the selected service trades, November 15, 1948, paid employees numbered 2,358; the comparable figure for 1939, adjusted for change in scope between the two Censuses, was 1,358.

These preliminary figures have been derived from a Census report on Berks County, Pennsylvania. The report also contains data for the cities of Birdsboro, Boyertown, Hamburg, Kutztown, Laureldale, Mount Penn, Reading, Shillington, West Reading, and Wyomissing.

Final figures, superseding the preliminary data for Berks County, will be included in a Bulletin for the State of Pennsylvania to be issued in several months. Similar data will be made available this year in preliminary and final form for each of the counties and States. A single copy of the preliminary release for Berks County as well as an order blank for other area releases may be obtained by writing to the Bureau of the Census, Washington 25, D. C.

91643

Table 1.—CENSUS OF BUSINESS PRELIMINARY RESULTS FOR 1948, BY TRADE GROUP
BERKS COUNTY, PA.

Trade group and kind of business	Number of establishments	1948 sales and receipts (Thousand dollars)	Active proprietors of unincorporated businesses Nov. 1948	Paid employees, workweek ended nearest Nov. 15, 1948	
				Total employees ¹	Full workweek employees
RETAIL TRADE, total.....	3,766	231,140	3,839	12,966	9,805
Food group.....	1,393	57,946	1,371	2,296	1,638
Eating and drinking places.....	687	17,366	844	2,192	1,527
General merchandise grp, general stores	72	23,892	76	2,113	1,390
Apparel group.....	238	19,116	211	1,229	784
Furniture-home furnishgs-appliance grp	180	15,531	167	1,030	953
Automotive group.....	163	36,467	151	1,216	1,172
Gasoline service stations.....	331	9,892	348	464	346
Lumber-building-hardware group.....	169	18,217	154	941	871
Drug and proprietary stores.....	82	4,938	72	382	232
All other retail stores.....	451	27,775	445	1,103	892
WHOLESALE TRADE, total.....	316	173,187	237	3,148	x
Merchant wholesalers, total.....	244	96,097	214	2,460	x
Groceries, foods.....	51	18,194	55	428	x
Dry goods, apparel.....	6	2,754	6	69	x
Hardware, elec'l, plum'g and heat'g.	24	14,126	13	340	x
Mach'y, equip't, industrial supplies	32	5,242	31	222	x
Automotive parts, accessories.....	25	3,051	22	214	x
All other merchant wholesalers.....	106	52,730	87	1,187	x
Manufact'rs' sales branches, offices..	36	44,383	1	417	x
Petroleum bulk plants, terminals.....	20	19,919	6	225	x
Other types of wholesale.....	16	12,788	16	46	x
SELECTED SERVICE TRADES, ^{2/} total.....	1,141	15,469	1,180	2,358	2,102
Personal services.....	726	8,305	736	1,455	1,296
Business services.....	46	1,889	38	302	275
Automotive repairs and services.....	218	3,408	242	367	322
Other repair services.....	151	1,867	164	234	209
HOTELS.....	34	2,774	38	517	430
TOURIST COURTS AND CAMPS.....	8	36	8	1	-
AMUSEMENTS.....	107	3,609	90	583	x

x Not available.

1/ Includes employees paid for less than the full workweek.

2/ See General Description on last page for changes from the 1939 Census of Business in the coverage of Service Trades.

Table 2.—CENSUS OF BUSINESS PRELIMINARY RESULTS FOR 1948 FOR CITIES OF 2,500 INHABITANTS OR MORE

BERKS COUNTY, PA.

(Data omitted for trade groups where necessary to avoid disclosure)

City and trade group ¹	Number of establishments	1948 sales and receipts (Thousand dollars)	Active proprietors of unincorporated businesses Nov. 1948	Paid employees, workweek ended nearest Nov. 15, 1948	
				Total employees ²	Full workweek employees
Birdsboro:					
Retail trade.....	61	2,281	72	99	69
Boyertown:					
Retail trade.....	82	6,468	79	295	230
Selected service trades..	37	263	38	16	13
Hamburg:					
Retail trade.....	86	5,459	87	271	230
Selected service trades..	24	183	28	24	13
Kutztown:					
Retail trade.....	71	5,375	74	237	177
Selected service trades..	17	83	18	7	3
Laureldale:					
Retail trade.....	34	1,108	35	48	22
Selected service trades..	12	82	12	5	3
Mount Penn:					
Retail trade.....	37	2,338	40	129	107
Reading:					
Retail trade.....	1,988	140,195	1,914	9,038	6,849
Wholesale trade.....	233	130,382	170	2,462	x
Selected service trades..	713	10,820	723	1,876	1,695
Amusements.....	59	2,634	50	428	x
Shillington:					
Retail trade.....	53	2,346	59	79	59
Selected service trades..	20	184	21	25	22
West Reading:					
Retail trade.....	85	8,043	89	386	266
Wyomissing:					
Retail trade.....	19	985	19	81	72
Selected service trades..	8	115	10	24	21
Remainder of county: ^{3/}					
Retail trade.....	1,250	56,542	1,371	2,303	1,724
Wholesale trade.....	83	42,805	67	686	x
Selected service trades..	245	2,464	264	225	192
Amusements.....	34	544	28	78	x

x Not available.

^{1/} See General Description on last page for changes from the 1939 Census of Business in the coverage of Service Trades.^{2/} Includes employees paid for less than the full workweek.^{3/} Includes figures for establishments, other than wholesale, not located in cities of 2,500 inhabitants or more, and wholesale establishments not located in cities of 5,000 inhabitants or more.

GENERAL DESCRIPTION OF PRELIMINARY RELEASES FOR THE 1948 CENSUS OF BUSINESS

This series of releases, of which one is planned for each county in the United States, presents preliminary results of the 1948 Census of Business. The information is based on reports submitted by business establishments for that Census. The figures shown are preliminary, and are subject to revision in the final Census publications, but the changes are expected to be relatively minor with respect to coverage. The final Census figures will be issued in a series of Business Census bulletins which will show additional detailed kind-of-business information for all places where there are a sufficient number of establishments.

The 1948 Census of Business was taken under the provision of the Act of June 19, 1948, which provides that the Business Census be taken for 1948 and for each fifth year thereafter. Previous Business Censuses were taken for the years 1929, 1933, 1935, and 1939.

Scope of the Census.—The 1948 Census of Business covered all establishments in the following trades, as defined by the Standard Industrial Classification Manual, May 1949 issue, of the Executive Office of the President: all retail trades; all wholesale trades; all service trades in the following four groups—personal services, business services, automobile repairs and services, and miscellaneous repair services; hotels; tourist courts and camps; and amusements, including motion picture theaters. Some important services not covered are radio broadcasting and television, medical and health, legal, educational, nonprofit, accounting, and domestic services.

This coverage is similar to that of the 1939 Business Census. However, "custom trades" and "services incidental to transportation," which are no longer included in the standard classification of the service trades, are not covered by the 1948 Census. In a number of localities, these exclusions as well as other changes in the standard classification may have a considerable effect in comparing

1948 with 1939 data, particularly with respect to establishment count.

Establishment definition.—For Census purposes, a business establishment is defined to include only enterprises conducted from a recognizable place of business, provided that the annual sales were in excess of \$5,000 for a wholesale trade establishment and \$500 for establishments in other trades. A detailed analysis of coverage will be provided in future Census of Business publications.

"Number of establishments" is the number of separate business locations, rather than the number of business companies or organizations, since the Census figures represent information reported separately for each business location or establishment. The establishment count reflects the number of places in business at the end of 1948 excluding administrative and executive offices of multiunit organizations, and "chain store" warehouses.

Sales and receipts.—"1948 sales and receipts" represents sales of merchandise and receipts from repairs and other services to customers. The figures reflect deductions for returned goods and allowances, but not for trade-in allowances; they exclude sales and excise taxes collected from customers and paid directly to any taxing agency.

Proprietors.—"Active proprietors..." represents owners and partners of unincorporated businesses who devoted the major portion of their time to the business in November 1948.

Employment.—"Number of paid employees..." represents all employees on the pay roll for the pay period ending nearest November 15, 1948. "Full workweek" employees, whether regular or seasonal, are those who in the November 15 pay period were paid for working at least the number of hours typically worked in a week by employees of the reporting establishment.

1948 CENSUS OF BUSINESS

RETAIL, WHOLESALE, SERVICE TRADES

U. S. DEPARTMENT OF COMMERCE
BUREAU OF THE CENSUS

PRELIMINARY

For Release May 22, 1950

Release Series BC-1P-37-007

BLAIR COUNTY, PA.

Retail, wholesale, and service establishments located in Blair County, Pennsylvania, showed a substantial expansion in dollar volume of trade from 1939 to 1948 according to preliminary figures from the 1948 Census of Business released today by the Bureau of the Census, U. S. Department of Commerce.

Retail sales in the county during 1948 aggregated \$113.1 million, an increase of 161 percent over the \$43.3 million in 1939, when the preceding Census of Business was taken. Wholesale sales in the county reached a total of \$77.4 million in 1948 as compared with \$23.7 million in 1939. The service trades included in the Census of Business recorded receipts totaling \$5.4 million in 1948 compared with \$2.3 million in 1939.

Employment in the county also rose over the 9-year period between 1939 and 1948 for the above trades. Establishments in these trades reported a combined total of 9,534 paid employees for the workweek ended nearest November 15, 1948. This compared with a total of 7,313 employees reported for the week of November 15, 1939.

These preliminary figures have been derived from a Census report on Blair County, Pennsylvania, which also includes data for the cities of Altoona, Bellwood, Hollidaysburg, Roaring Spring, and Tyrone. Final figures, superseding the preliminary data for Blair County, will be included in a Bulletin for the State of Pennsylvania to be issued in several months. Similar data will be made available this year in preliminary and final form for each of the counties and States. A single copy of the preliminary release for Blair County as well as an order blank for other area releases may be obtained by writing to the Bureau of the Census, Washington 25, D. C.

91643

Table 1.—CENSUS OF BUSINESS PRELIMINARY RESULTS FOR 1948, BY TRADE GROUP
BLAIR COUNTY, PA.

Trade group and kind of business	Number of establishments	1948 sales and receipts (Thousand dollars)	Active proprietors of unincorporated businesses Nov. 1948	Paid employees, workweek ended nearest Nov. 15, 1948	
				Total employees ¹	Full workweek employees
RETAIL TRADE, total.....	1,626	113,091	1,508	7,038	5,798
Food group.....	593	34,624	523	1,531	1,220
Eating and drinking places.....	244	7,343	283	1,060	901
General merchandise grp, general stores.	38	14,946	24	1,252	933
Apparel group.....	97	8,757	76	643	531
Furniture-home furnishgs-appliance grp.	70	8,667	69	593	552
Automotive group.....	67	14,344	63	562	536
Gasoline service stations.....	191	4,947	185	220	186
Lumber-building-hardware group.....	90	7,269	83	483	398
Drug and proprietary stores.....	44	2,341	37	203	158
All other retail stores.....	192	9,853	165	491	383
WHOLESALE TRADE, total.....	174	77,448	137	1,525	x
Merchant wholesalers, total.....	131	51,606	120	1,299	x
Groceries, foods.....	28	22,078	30	347	x
Dry goods, apparel.....	5	1,523	7	15	x
Hardware, elec'l, plum'g and heat'g..	11	5,390	7	145	x
Mach'y, equip't, industrial supplies..	19	1,812	13	127	x
Automotive parts, accessories.....	11	2,616	5	124	x
All other merchant wholesalers.....	55	13,825	58	369	x
Manufact'rs' sales branches, offices...	20	12,064	-	222	x
Petroleum bulk plants, terminals.....	19	12,893	11	142	x
Other types of wholesale.....	6	5,247	6	34	x
SELECTED SERVICE TRADES, ^{2/} total.....	554	5,410	568	971	823
Personal services.....	360	2,962	370	629	539
Business services.....	23	476	17	101	61
Automotive repairs and services.....	96	1,399	104	184	174
Other repair services.....	75	573	77	57	49
AMUSEMENTS.....	51	1,511	41	338	x

x Not available.

^{1/} Includes employees paid for less than the full workweek.

^{2/} See General Description on last page for changes from the 1939 Census of Business in the coverage of Service Trades.

91643

Table 2.—CENSUS OF BUSINESS PRELIMINARY RESULTS FOR 1948 FOR CITIES OF 2,500 INHABITANTS OR MORE

BLAIR COUNTY, PA.

(Data omitted for trade groups where necessary to avoid disclosure)

City and trade group ¹	Number of establishments	1948 sales and receipts (Thousand dollars)	Active proprietors of unincorporated businesses Nov. 1948	Paid employees, workweek ended nearest Nov. 15, 1948	
				Total employees ²	Full workweek employees
Altoona:					
Retail trade.....	925	78,308	827	5,200	4,307
Wholesale trade.....	130	59,517	99	1,235	x
Selected service trades....	366	4,019	371	747	640
Bellwood:					
Retail trade.....	50	1,977	46	114	100
Selected service trades....	16	62	17	7	4
Hollidaysburg:					
Retail trade.....	103	6,512	97	338	260
Wholesale trade.....	9	1,471	9	33	x
Selected service trades....	37	277	42	54	51
Roaring Spring:					
Retail trade.....	36	2,094	31	131	119
Selected service trades....	11	124	14	36	36
Tyrone:					
Retail trade.....	140	9,513	127	583	467
Wholesale trade.....	15	4,687	11	114	x
Selected service trades....	55	369	53	62	52
Remainder of county: ^{3/}					
Retail trade.....	372	14,694	380	672	545
Wholesale trade.....	20	11,773	18	143	x
Selected service trades....	69	559	71	65	40

x Not available.

^{1/} See General Description on this page for changes from the 1939 Census of Business in the coverage of Service Trades.^{2/} Includes employees paid for less than the full workweek.^{3/} Includes figures for establishments, other than wholesale, not located in cities of 2,500 inhabitants or more, and wholesale establishments not located in cities of 5,000 inhabitants or more.

91643

GENERAL DESCRIPTION OF PRELIMINARY RELEASES FOR THE 1948 CENSUS OF BUSINESS

This series of releases, of which one is planned for each county in the United States, presents preliminary results of the 1948 Census of Business. The information is based on reports submitted by business establishments for that Census. The figures shown are preliminary, and are subject to revision in the final Census publications, but the changes are expected to be relatively minor with respect to coverage. The final Census figures will be issued in a series of Business Census bulletins which will show additional detailed kind-of-business information for all places where there are a sufficient number of establishments.

The 1948 Census of Business was taken under the provision of the Act of June 19, 1948, which provides that the Business Census be taken for 1948 and for each fifth year thereafter. Previous Business Censuses were taken for the years 1929, 1933, 1935, and 1939.

Scope of the Census.—The 1948 Census of Business covered all establishments in the following trades, as defined by the Standard Industrial Classification Manual, May 1949 issue, of the Executive Office of the President: all retail trades; all wholesale trades; all service trades in the following four groups—personal services, business services, automobile repairs and services, and miscellaneous repair services; hotels; tourist courts and camps; and amusements, including motion picture theaters. Some important services not covered are radio broadcasting and television, medical and health, legal, educational, nonprofit, accounting, and domestic services.

This coverage is similar to that of the 1939 Business Census. However, "custom trades" and "services incidental to transportation," which are no longer included in the standard classification of the service trades, are not covered by the 1948 Census. In a number of localities, these exclusions as well as other changes in the standard classification may have a considerable effect in comparing

1948 with 1939 data, particularly with respect to establishment count.

Establishment definition.—For Census purposes, a business establishment is defined to include only enterprises conducted from a recognizable place of business, provided that the annual sales were in excess of \$5,000 for a wholesale trade establishment and \$500 for establishments in other trades. A detailed analysis of coverage will be provided in future Census of Business publications.

"Number of establishments" is the number of separate business locations, rather than the number of business companies or organizations, since the Census figures represent information reported separately for each business location or establishment. The establishment count reflects the number of places in business at the end of 1948 excluding administrative and executive offices of multiunit organizations, and "chain store" warehouses.

Sales and receipts.—"1948 sales and receipts" represents sales of merchandise and receipts from repairs and other services to customers. The figures reflect deductions for returned goods and allowances, but not for trade-in allowances; they exclude sales and excise taxes collected from customers and paid directly to any taxing agency.

Proprietors.—"Active proprietors..." represents owners and partners of unincorporated businesses who devoted the major portion of their time to the business in November 1948.

Employment.—"Number of paid employees..." represents all employees on the pay roll for the pay period ending nearest November 15, 1948. "Full workweek" employees, whether regular or seasonal, are those who in the November 15 pay period were paid for working at least the number of hours typically worked in a week by employees of the reporting establishment.

1948 CENSUS OF BUSINESS

RETAIL, WHOLESALE, SERVICE TRADES

U. S. DEPARTMENT OF COMMERCE
BUREAU OF THE CENSUS

PRELIMINARY

For Release May 22, 1950

Release Series BC-1P-37-008

BRADFORD COUNTY, PA.

Retail, wholesale, and service establishments located in Bradford County, Pennsylvania, showed a substantial expansion in dollar volume of trade from 1939 to 1948 according to preliminary figures from the 1948 Census of Business released today by the Bureau of the Census, U. S. Department of Commerce.

Retail sales in the county during 1948 aggregated \$37.3 million, an increase of 189 percent over the \$12.9 million in 1939, when the preceding Census of Business was taken. Wholesale sales in the county reached a total of \$16.1 million in 1948 as compared with \$4.6 million in 1939. The service trades included in the Census of Business recorded receipts totaling \$1.2 million in 1948 compared with \$0.6 million in 1939.

Employment in the county also rose over the 9-year period between 1939 and 1948 for the above trades. Establishments in these trades reported a combined total of 2,256 paid employees for the workweek ended nearest November 15, 1948. This compared with a total of 1,404 employees reported for the week of November 15, 1939.

These preliminary figures have been derived from a Census report on Bradford County, Pennsylvania, which also includes data for the cities of Athens, Sayre, and Towanda. Final figures, superseding the preliminary data for Bradford County, will be included in a Bulletin for the State of Pennsylvania to be issued in several months. Similar data will be made available this year in preliminary and final form for each of the counties and States. A single copy of the preliminary release for Bradford County as well as an order blank for other area releases may be obtained by writing to the Bureau of the Census, Washington 25, D. C.

Table 1.—CENSUS OF BUSINESS PRELIMINARY RESULTS FOR 1948, BY TRADE GROUP

BRADFORD COUNTY, PA.

Trade group and kind of business	Number of establishments	1948 sales and receipts (Thousand dollars)	Active proprietors of unincorporated businesses Nov. 1948	Paid employees, workweek ended nearest Nov. 15, 1948	
				Total employees ¹	Full workweek employees
RETAIL TRADE, total.....	680	37,321	691	1,737	1,414
Food group.....	174	8,783	171	265	214
Eating and drinking places.....	100	2,030	120	288	227
General merchandise group, general stores....	41	2,588	42	193	124
Apparel group.....	44	1,812	40	87	74
Furniture-home furnishings-appliance group...	32	1,334	24	71	59
Automotive group.....	50	6,858	52	257	245
Gasoline service stations.....	94	1,743	97	68	51
Lumber-building-hardware group.....	42	3,193	46	232	210
Drug and proprietary stores.....	18	783	18	45	28
All other retail stores.....	85	8,197	81	231	182
WHOLESALE TRADE, total.....	52	16,144	32	327	x
Merchant wholesalers.....	22	3,635	19	158	x
Petroleum bulk plants, terminals.....	14	3,558	11	41	x
Assemblers of farm products.....	10	4,462	-	53	x
Other types of wholesale.....	6	4,489	2	75	x
SELECTED SERVICE TRADES, ^{2/} total.....	141	1,221	147	192	168
Personal services.....	92	772	98	146	125
All other service trades.....	49	449	49	46	43
HOTELS.....	10	539	10	112	109

x Not available.

^{1/} Includes employees paid for less than the full workweek.

^{2/} See General Description on last page for changes from the 1939 Census of Business in the coverage of Service Trades.

Table 2.—CENSUS OF BUSINESS PRELIMINARY RESULTS FOR 1948 FOR CITIES OF 2,500 INHABITANTS OR MORE

BRADFORD COUNTY, PA.

(Data omitted for trade groups where necessary to avoid disclosure)

City and trade group ¹	Number of establishments	1948 sales and receipts (Thousand dollars)	Active proprietors of unincorporated businesses Nov. 1948	Paid employees, workweek ended nearest Nov. 15, 1948	
				Total employees ²	Full workweek employees
Athens:					
Retail trade.....	58	4,125	61	175	155
Selected service trades.....	14	141	16	18	15
Sayre:					
Retail trade.....	132	7,147	129	403	316
Wholesale trade.....	7	1,249	6	45	x
Selected service trades.....	30	311	32	71	68
Towanda:					
Retail trade.....	107	7,137	96	372	297
Selected service trades.....	27	235	27	58	45
Remainder of county:^{3/}					
Retail trade.....	383	18,912	405	787	646
Wholesale trade.....	45	14,895	26	282	x
Selected service trades.....	70	534	72	45	40

x Not available.

^{1/} See General Description on this page for changes from the 1939 Census of Business in the coverage of Service Trades.

^{2/} Includes employees paid for less than the full workweek.

^{3/} Includes figures for establishments, other than wholesale, not located in cities of 2,500 inhabitants or more, and wholesale establishments not located in cities of 5,000 inhabitants or more.

GENERAL DESCRIPTION OF PRELIMINARY RELEASES FOR THE 1948 CENSUS OF BUSINESS

This series of releases, of which one is planned for each county in the United States, presents preliminary results of the 1948 Census of Business. The information is based on reports submitted by business establishments for that Census. The figures shown are preliminary, and are subject to revision in the final Census publications, but the changes are expected to be relatively minor with respect to coverage. The final Census figures will be issued in a series of Business Census bulletins which will show additional detailed kind-of-business information for all places where there are a sufficient number of establishments.

The 1948 Census of Business was taken under the provision of the Act of June 19, 1948, which provides that the Business Census be taken for 1948 and for each fifth year thereafter. Previous Business Censuses were taken for the years 1929, 1933, 1935, and 1939.

Scope of the Census.—The 1948 Census of Business covered all establishments in the following trades, as defined by the Standard Industrial Classification Manual, May 1949 issue, of the Executive Office of the President: all retail trades; all wholesale trades; all service trades in the following four groups—personal services, business services, automobile repairs and services, and miscellaneous repair services; hotels; tourist courts and camps; and amusements, including motion picture theaters. Some important services not covered are radio broadcasting and television, medical and health, legal, educational, nonprofit, accounting, and domestic services.

This coverage is similar to that of the 1939 Business Census. However, "custom trades" and "services incidental to transportation," which are no longer included in the standard classification of the service trades, are not covered by the 1948 Census. In a number of localities, these exclusions as well as

other changes in the standard classification may have a considerable effect in comparing 1948 with 1939 data, particularly with respect to establishment count.

Establishment definition.—For Census purposes, a business establishment is defined to include only enterprises conducted from a recognizable place of business, provided that the annual sales were in excess of \$5,000 for a wholesale trade establishment and \$500 for establishments in other trades. A detailed analysis of coverage will be provided in future Censuses of Business publications.

"Number of establishments" is the number of separate business locations, rather than the number of business companies or organizations, since the Census figures represent information reported separately for each business location or establishment. The establishment count reflects the number of places in business at the end of 1948 excluding administrative and executive offices of multiunit organizations, and "chain store" warehouses.

Sales and receipts.—"1948 sales and receipts" represents sales of merchandise and receipts from repairs and other services to customers. The figures reflect deductions for returned goods and allowances, but not for trade-in allowances; they exclude sales and excise taxes collected from customers and paid directly to any taxing agency.

Proprietors.—"Active proprietors..." represents owners and partners of unincorporated businesses who devoted the major portion of their time to the business in November 1948.

Employment.—"Number of paid employees..." represents all employees on the pay roll for the pay period ending nearest November 15, 1948. "Full workweek" employees, whether regular or seasonal, are those who in the November 15 pay period were paid for working at least the number of hours typically worked in a week by employees of the reporting establishment.

1948 CENSUS OF BUSINESS

RETAIL, WHOLESALE, SERVICE TRADES

U. S. DEPARTMENT OF COMMERCE
BUREAU OF THE CENSUS

PRELIMINARY

For Release May 22, 1950

Release Series BC-1P-37--009

BUCKS COUNTY, PA.

Retail, wholesale, and service establishments located in Bucks County, Pennsylvania, showed a substantial expansion in dollar volume of trade from 1939 to 1948 according to preliminary figures from the 1948 Census of Business released today by the Bureau of the Census, U. S. Department of Commerce.

Retail sales in the county during 1948 aggregated \$102.3 million, an increase of 282 percent over the \$26.8 million in 1939, when the preceding Census of Business was taken. Wholesale sales in the county reached a total of \$20.6 million in 1948 as compared with \$4.1 million in 1939. The service trades included in the Census of Business recorded receipts totaling \$3.7 million in 1948 compared with \$0.8 million in 1939.

Employment in the county also rose over the 9-year period between 1939 and 1948 for the above trades. Establishments in these trades reported a combined total of 5,199 paid employees for the workweek ended nearest November 15, 1948. This compared with a total of 2,661 employees reported for the week of November 15, 1939.

These preliminary figures have been derived from a Census report on Bucks County, Pennsylvania, which also includes data for the cities of Bristol, Doylestown, Morrisville, Perkasie, and Quakertown. Final figures, superseding the preliminary data for Bucks County, will be included in a Bulletin for the State of Pennsylvania to be issued in several months. Similar data will be made available this year in preliminary and final form for each of the counties and States. A single copy of the preliminary release for Bucks County as well as an order blank for other area releases may be obtained by writing to the Bureau of the Census, Washington 25, D. C.

Table 1.—CENSUS OF BUSINESS PRELIMINARY RESULTS FOR 1948, BY TRADE GROUP

BUCKS COUNTY, PA.

Trade group and kind of business	Number of establishments	1948 sales and receipts (Thousand dollars)	Active proprietors of unincorporated businesses Nov. 1948	Paid employees, workweek ended nearest Nov. 15, 1948	
				Total employees ¹	Full workweek employees
RETAIL TRADE, total.....	1,695	102,347	1,785	4,443	3,551
Food group.....	440	27,967	452	892	695
Eating and drinking places.....	356	8,029	414	833	609
General merchandise group, general stores.....	56	3,390	56	294	169
Apparel group.....	90	3,879	100	206	156
Furniture-home furnishings-appliance group....	122	6,190	131	274	234
Automotive group.....	91	16,855	92	611	596
Gasoline service stations.....	195	5,815	206	234	171
Lumber-building-hardware group.....	80	11,732	78	467	421
Drug and proprietary stores.....	42	2,180	44	155	93
All other retail stores.....	223	16,310	212	477	407
WHOLESALE TRADE, total.....	72	20,614	68	393	x
Merchant wholesalers.....	55	13,447	57	316	x
Petroleum bulk plants, terminals.....	10	3,928	7	28	x
Other types of wholesale.....	7	3,239	4	49	x
SELECTED SERVICE TRADES,^{2/} total.....	464	3,665	495	363	310
Personal services.....	278	1,721	297	202	169
Business services.....	9	61	9	9	5
Automotive repairs and services.....	129	1,638	136	130	116
Other repair services.....	48	245	53	22	20
HOTELS.....	18	1,043	20	181	158
TOURIST COURTS AND CAMPS.....	23	182	27	14	8
AMUSEMENTS.....	27	943	23	142	x

x Not available.

^{1/} Includes employees paid for less than the full workweek.

^{2/} See General Description on last page for changes from the 1939 Census of Business in the coverage of Service Trades.

Table 2.—CENSUS OF BUSINESS PRELIMINARY RESULTS FOR 1948 FOR CITIES OF 2,500 INHABITANTS OR MORE

BUCKS COUNTY, PA.

(Data omitted for trade groups where necessary to avoid disclosure)

City and trade group ¹	Number of establishments	1948 sales and receipts (Thousand dollars)	Active proprietors of unincorporated businesses Nov. 1948	Paid employees, workweek ended nearest Nov. 15, 1948	
				Total employees ²	Full workweek employees
Bristol:					
Retail trade.....	240	14,243	249	669	534
Wholesale trade.....	7	729	7	31	x
Selected service trades.....	74	555	78	85	75
Doylestown:					
Retail trade.....	111	13,980	100	648	561
Wholesale trade.....	8	6,236	6	103	x
Selected service trades.....	36	353	43	40	34
Morrisville:					
Retail trade.....	67	5,340	73	238	189
Wholesale trade.....		Included with "Remainder of county" ³			
Selected service trades.....	23	156	25	13	13
Perkasie:					
Retail trade.....	73	5,408	82	204	169
Selected service trades.....	21	206	23	18	15
Quakertown:					
Retail trade.....	121	10,347	130	520	379
Wholesale trade.....	9	3,011	11	47	x
Selected service trades.....	48	447	50	58	52
Remainder of county:³					
Retail trade.....	1,083	53,029	1,151	2,164	1,719
Wholesale trade.....	48	10,638	44	212	x
Selected service trades.....	262	1,948	276	149	121

x Not available.

1/ See General Description on this page for changes from the 1939 Census of Business in the coverage of Service Trades.

2/ Includes employees paid for less than the full workweek.

3/ Except as indicated above, includes figures for establishments, other than wholesale, not located in cities of 2,500 inhabitants or more, and wholesale establishments not located in cities of 5,000 inhabitants or more.

GENERAL DESCRIPTION OF PRELIMINARY RELEASES FOR THE 1948 CENSUS OF BUSINESS

This series of releases, of which one is planned for each county in the United States, presents preliminary results of the 1948 Census of Business. The information is based on reports submitted by business establishments for that Census. The figures shown are preliminary, and are subject to revision in the final Census publications, but the changes are expected to be relatively minor with respect to coverage. The final Census figures will be issued in a series of Business Census bulletins which will show additional detailed kind-of-business information for all places where there are a sufficient number of establishments.

The 1948 Census of Business was taken under the provision of the Act of June 19, 1948, which provides that the Business Census be taken for 1948 and for each fifth year thereafter. Previous Business Censuses were taken for the years 1929, 1933, 1935, and 1939.

Scope of the Census.—The 1948 Census of Business covered all establishments in the following trades, as defined by the Standard Industrial Classification Manual, May 1949 issue, of the Executive Office of the President: all retail trades; all wholesale trades; all service trades in the following four groups—personal services, business services, automobile repairs and services, and miscellaneous repair services; hotels; tourist courts and camps; and amusements, including motion picture theaters. Some important services not covered are radio broadcasting and television, medical and health, legal, educational, nonprofit, accounting, and domestic services.

This coverage is similar to that of the 1939 Business Census. However, "custom trades" and "services incidental to transportation," which are no longer included in the standard classification of the service trades, are not covered by the 1948 Census. In a number of localities, these exclusions as well as

other changes in the standard classification may have a considerable effect in comparing 1948 with 1939 data, particularly with respect to establishment count.

Establishment definition.—For Census purposes, a business establishment is defined to include only enterprises conducted from a recognizable place of business, provided that the annual sales were in excess of \$5,000 for a wholesale trade establishment and \$500 for establishments in other trades. A detailed analysis of coverage will be provided in future Censuses of Business publications.

"Number of establishments" is the number of separate business locations, rather than the number of business companies or organizations, since the Census figures represent information reported separately for each business location or establishment. The establishment count reflects the number of places in business at the end of 1948 excluding administrative and executive offices of multiunit organizations, and "chain store" warehouses.

Sales and receipts.—"1948 sales and receipts" represents sales of merchandise and receipts from repairs and other services to customers. The figures reflect deductions for returned goods and allowances, but not for trade-in allowances; they exclude sales and excise taxes collected from customers and paid directly to any taxing agency.

Proprietors.—"Active proprietors..." represents owners and partners of unincorporated businesses who devoted the major portion of their time to the business in November 1948.

Employment.—"Number of paid employees..." represents all employees on the pay roll for the pay period ending nearest November 15, 1948. "Full workweek" employees, whether regular or seasonal, are those who in the November 15 pay period were paid for working at least the number of hours typically worked in a week by employees of the reporting establishment.

1948 CENSUS OF BUSINESS

RETAIL, WHOLESALE, SERVICE TRADES

U. S. DEPARTMENT OF COMMERCE
BUREAU OF THE CENSUS

PRELIMINARY

For Release May 22, 1950

Release Series BC-1P-37-010

BUTLER COUNTY, PA.

Retail, wholesale, and service establishments located in Butler County, Pennsylvania, showed a substantial expansion in dollar volume of trade from 1939 to 1948 according to preliminary figures from the 1948 Census of Business released today by the Bureau of the Census, U. S. Department of Commerce.

Retail sales in the county during 1948 aggregated \$75.0 million, an increase of 202 percent over the \$24.8 million in 1939, when the preceding Census of Business was taken. Wholesale sales in the county reached a total of \$29.9 million in 1948 as compared with \$11.3 million in 1939. The service trades included in the Census of Business recorded receipts totaling \$3.1 million in 1948 compared with \$1.0 million in 1939.

Employment in the county also rose over the 9-year period between 1939 and 1948 for the above trades. Establishments in these trades reported a combined total of 4,934 paid employees for the workweek ended nearest November 15, 1948. This compared with a total of 3,197 employees reported for the week of November 15, 1939.

These preliminary figures have been derived from a Census report on Butler County, Pennsylvania, which also includes data for the city of Butler. Final figures, superseding the preliminary data for Butler County, will be included in a Bulletin for the State of Pennsylvania to be issued in several months. Similar data will be made available this year in preliminary and final form for each of the counties and States. A single copy of the preliminary release for Butler County as well as an order blank for other area releases may be obtained by writing to the Bureau of the Census, Washington 25, D. C.

Table 1.—CENSUS OF BUSINESS PRELIMINARY RESULTS FOR 1948, BY TRADE GROUP

BUTLER COUNTY, PA.

Trade group and kind of business	Number of establishments	1948 sales and receipts (Thousand dollars)	Active proprietors of unincorporated businesses Nov. 1948	Paid employees, workweek ended nearest Nov. 15, 1948	
				Total employees ¹	Full workweek employees
RETAIL TRADE, total.....	1,074	74,965	1,220	3,995	3,155
Food group.....	303	18,102	352	695	537
Eating and drinking places.....	161	5,126	206	695	508
General merchandise group, general stores....	32	8,672	28	735	497
Apparel group.....	56	4,387	57	261	206
Furniture-home furnishings-appliance group..	49	3,078	57	162	143
Automotive group.....	60	13,303	69	439	424
Gasoline service stations.....	202	5,635	244	240	179
Lumber-building-hardware group.....	78	6,910	84	355	306
Drug and proprietary stores.....	25	1,707	25	141	108
All other retail stores.....	108	8,045	98	272	247
WHOLESALE TRADE, total.....	83	29,911	76	595	x
Merchant wholesalers.....	67	16,140	68	396	x
Other types of wholesale.....	16	13,771	8	199	x
SELECTED SERVICE TRADES, ² /total.....	350	3,054	379	344	313
Personal services.....	195	1,727	215	225	202
Business services.....	9	41	8	6	4
Automotive repairs and services.....	87	884	97	76	73
Other repair services.....	59	402	59	37	34
HOTELS.....	8	547	11	206	140
AMUSEMENTS.....	35	787	40	151	x

x Not available.

1/ Includes employees paid for less than the full workweek.

2/ See General Description on last page for changes from the 1939 Census of Business in the coverage of Service Trades.

Table 2.—CENSUS OF BUSINESS PRELIMINARY RESULTS FOR 1948 FOR CITIES OF 2,500 INHABITANTS OR MORE

BUTLER COUNTY, PA.

(Data omitted for trade groups where necessary to avoid disclosure)

City and trade group ¹	Number of establishments	1948 sales and receipts (Thousand dollars)	Active proprietors of unincorporated businesses Nov. 1948	Paid employees, workweek ended nearest Nov. 15, 1948	
				Total employees ²	Full workweek employees
Butler:					
Retail trade.....	389	45,597	393	2,663	2,156
Wholesale trade.....	54	19,775	46	396	x
Selected service trades.....	180	1,833	192	241	220
Remainder of county:					
Retail trade.....	685	29,368	827	1,332	999
Wholesale trade.....	29	10,136	30	199	x
Selected service trades.....	170	1,221	187	109	93

x Not available.

1/ See General Description on this page for changes from the 1939 Census of Business in the coverage of Service Trades.

2/ Includes employees paid for less than the full workweek.

GENERAL DESCRIPTION OF PRELIMINARY RELEASES FOR THE 1948 CENSUS OF BUSINESS

This series of releases, of which one is planned for each county in the United States, presents preliminary results of the 1948 Census of Business. The information is based on reports submitted by business establishments for that Census. The figures shown are preliminary, and are subject to revision in the final Census publications, but the changes are expected to be relatively minor with respect to coverage. The final Census figures will be issued in a series of Business Census bulletins which will show additional detailed kind-of-business information for all places where there are a sufficient number of establishments.

The 1948 Census of Business was taken under the provision of the Act of June 19, 1948, which provides that the Business Census be taken for 1948 and for each fifth year thereafter. Previous Business Censuses were taken for the years 1929, 1933, 1935, and 1939.

Scope of the Census.—The 1948 Census of Business covered all establishments in the following trades, as defined by the Standard Industrial Classification Manual, May 1949 issue, of the Executive Office of the President: all retail trades; all wholesale trades; all service trades in the following four groups—personal services, business services, automobile repairs and services, and miscellaneous repair services; hotels; tourist courts and camps; and amusements, including motion picture theaters. Some important services not covered are radio broadcasting and television, medical and health, legal, educational, nonprofit, accounting, and domestic services.

This coverage is similar to that of the 1939 Business Census. However, "custom trades" and "services incidental to transportation," which are no longer included in the standard classification of the service trades, are not covered by the 1948 Census. In a number of localities, these exclusions as well as

other changes in the standard classification may have a considerable effect in comparing 1948 with 1939 data, particularly with respect to establishment count.

Establishment definition.—For Census purposes, a business establishment is defined to include only enterprises conducted from a recognizable place of business, provided that the annual sales were in excess of \$5,000 for a wholesale trade establishment and \$500 for establishments in other trades. A detailed analysis of coverage will be provided in future Census of Business publications.

"Number of establishments" is the number of separate business locations, rather than the number of business companies or organizations, since the Census figures represent information reported separately for each business location or establishment. The establishment count reflects the number of places in business at the end of 1948 excluding administrative and executive offices of multiunit organizations, and "chain store" warehouses.

Sales and receipts.—"1948 sales and receipts" represents sales of merchandise and receipts from repairs and other services to customers. The figures reflect deductions for returned goods and allowances, but not for trade-in allowances; they exclude sales and excise taxes collected from customers and paid directly to any taxing agency.

Proprietors.—"Active proprietors..." represents owners and partners of unincorporated businesses who devoted the major portion of their time to the business in November 1948.

Employment.—"Number of paid employees..." represents all employees on the pay roll for the pay period ending nearest November 15, 1948. "Full workweek" employees, whether regular or seasonal, are those who in the November 15 pay period were paid for working at least the number of hours typically worked in a week by employees of the reporting establishment.

1948 CENSUS OF BUSINESS

RETAIL, WHOLESALE, SERVICE TRADES

U. S. DEPARTMENT OF COMMERCE
BUREAU OF THE CENSUS

PRELIMINARY

For Release May 22, 1950

Release Series BC-1P-37-011

CAMBRIA COUNTY, PA.

Retail, wholesale, and service establishments located in Cambria County, Pennsylvania, showed a substantial expansion in dollar volume of trade from 1939 to 1948 according to preliminary figures from the 1948 Census of Business released today by the Bureau of the Census, U. S. Department of Commerce.

Retail sales in the county during 1948 aggregated \$154.5 million, an increase of 158 percent over the \$60.0 million in 1939, when the preceding Census of Business was taken. Wholesale sales in the county reached a total of \$92.8 million in 1948 as compared with \$25.7 million in 1939. The service trades included in the Census of Business recorded receipts totaling \$8.2 million in 1948 compared with \$2.5 million in 1939.

Employment in the county also rose over the 9-year period between 1939 and 1948 for the above trades. Establishments in these trades reported a combined total of 13,094 paid employees for the workweek ended nearest November 15, 1948. This compared with a total of 8,849 employees reported for the week of November 15, 1939.

These preliminary figures have been derived from a Census report on Cambria County, Pennsylvania, which also includes data for the cities of Barnesboro, Cresson, Dale, East Conemaugh, Ebensburg, Ferndale, Gallitzin, Johnstown, Nanty Glo, Patton, Portage, South Fork, Spangler, and Westmont. Final figures, superseding the preliminary data for Cambria County, will be included in a Bulletin for the State of Pennsylvania to be issued in several months. Similar data will be made available this year in preliminary and final form for each of the counties and States. A single copy of the preliminary release for Cambria County as well as an order blank for other area releases may be obtained by writing to the Bureau of the Census, Washington 25, D.C.

9147a

Table 1.—CENSUS OF BUSINESS PRELIMINARY RESULTS FOR 1948, BY TRADE GROUP

CAMBRIA COUNTY, PA.

Trade group and kind of business	Number of establishments	1948 sales and receipts (Thousand dollars)	Active proprietors of unincorporated businesses Nov. 1948	Paid employees, workweek ended nearest Nov. 15, 1948	
				Total employees ¹	Full workweek employees
RETAIL TRADE, total.....	2,148	154,453	2,128	9,718	7,262
Food group.....	780	42,337	755	1,679	1,295
Eating and drinking places.....	447	10,795	537	1,377	1,001
General merchandise grp, general stores	64	33,840	31	3,104	1,912
Apparel group.....	128	10,151	113	678	530
Furniture-home furnishgs-appliance grp	68	8,346	61	491	454
Automotive group.....	99	21,450	87	791	771
Gasoline service stations.....	237	5,962	257	340	245
Lumber-building-hardware group.....	105	8,896	98	503	468
Drug and proprietary stores.....	50	2,798	42	226	181
All other retail stores.....	170	9,878	147	529	405
WHOLESALE TRADE, total.....	233	92,833	175	1,991	x
Merchant wholesalers, total.....	186	58,091	163	1,611	x
Groceries, foods.....	45	19,418	38	506	x
Dry goods, apparel.....	5	1,419	5	27	x
Hardware, elec'l, plum'g and heat'g.	8	7,351	3	240	x
Mach'y, equip't, industrial supplies	17	1,185	15	58	x
Automotive parts, accessories.....	13	3,164	6	151	x
All other merchant wholesalers.....	98	25,554	96	629	x
Manufact'rs' sales branches, offices..	20	21,064	-	249	x
Petroleum bulk plants, terminals.....	17	9,140	6	110	x
Other types of wholesale.....	10	4,538	6	21	x
SELECTED SERVICE TRADES, ^{2/} total.....	614	8,231	629	1,385	1,267
Personal services.....	409	4,630	410	922	884
Business services.....	29	1,075	28	150	132
Automotive repairs and services.....	98	1,642	115	203	149
Other repair services.....	78	884	76	110	102
HOTELS.....	28	1,427	21	312	302
AMUSEMENTS.....	78	2,281	59	483	x

x Not available.

^{1/} Includes employees paid for less than the full workweek.^{2/} See General Description on last page for changes from the 1939 Census of Business in the coverage of Service Trades.

Table 2.—CENSUS OF BUSINESS PRELIMINARY RESULTS FOR 1948 FOR CITIES OF 2,500 INHABITANTS OR MORE

CAMBRIA COUNTY, PA.

(Data omitted for trade groups where necessary to avoid disclosure)

City and trade group ¹	Number of establishments	1948 sales and receipts (Thousand dollars)	Active proprietors of unincorporated businesses Nov. 1948	Paid employees, workweek ended nearest Nov. 15, 1948	
				Total employees ²	Full workweek employees
Barnesboro:					
Retail trade.....	91	6,673	95	374	266
Selected service trades....	25	154	27	12	11
Cresson:					
Retail trade.....	45	4,254	38	198	162
Selected service trades....	15	189	14	21	20
Dale:					
Retail trade.....	27	1,439	31	114	58
Selected service trades....	13	83	13	5	4
East Conemaugh:					
Retail trade.....	45	2,126	48	96	86
Selected service trades....	12	69	11	9	9
Ebensburg:					
Retail trade.....	75	6,450	68	393	326
Selected service trades....	18	217	19	48	47
Hotels.....	5	149	5	36	36
Ferndale:					
Retail trade.....	17	1,076	15	97	76
Gallitzin:					
Retail trade.....	55	1,795	51	94	58
Selected service trades....	7	41	7	2	2
Johnstown:					
Retail trade.....	831	90,478	787	6,376	4,733
Wholesale trade.....	142	70,208	95	1,581	x
Selected service trades....	336	5,738	341	1,018	923
Hotels.....	14	1,094	11	227	221
Amusements.....	27	1,335	19	221	x
Nanty Glo:					
Retail trade.....	57	3,634	64	185	152
Wholesale trade.....					
Selected service trades....	7	42	7	5	5
Patton:					
Retail trade.....	58	2,896	54	160	127
Selected service trades....	14	54	14	5	3
Portage:					
Retail trade.....	87	4,979	80	291	213
Selected service trades....	25	350	25	42	39

Continued

Table 2.—CENSUS OF BUSINESS PRELIMINARY RESULTS FOR 1948 FOR CITIES OF 2,500 INHABITANTS OR MORE

CAMBRIA COUNTY, PA.

(Data omitted for trade groups where necessary to avoid disclosure)

City and trade group ¹	Number of establishments	1948 sales and receipts (Thousand dollars)	Active proprietors of unincorporated businesses Nov. 1948	Paid employees, workweek ended nearest Nov. 15, 1948	
				Total employees ²	Full workweek employees
South Fork:					
Retail trade.....	42	2,026	37	117	87
Selected service trades....	9	72	11	6	5
Spangler:					
Retail trade.....	53	1,736	52	74	60
Selected service trades....	24	130	23	12	11
Westmont:					
Retail trade.....	13	504	14	40	22
Remainder of county:^{3/}					
Retail trade.....	652	24,387	694	1,109	836
Wholesale trade.....	91	22,625	80	410	x
Selected service trades....	104	1,054	112	197	185
Amusements.....	20	233	16	118	x

x Not available.

1/ See General Description on this page for changes from the 1939 Census of Business in the coverage of Service Trades.

2/ Includes employees paid for less than the full workweek.

3/ Except as indicated above, includes figures for establishments, other than wholesale, not located in cities of 2,500 inhabitants or more, and wholesale establishments not located in cities of 5,000 inhabitants or more.

GENERAL DESCRIPTION OF PRELIMINARY RELEASES FOR THE 1948 CENSUS OF BUSINESS

This series of releases, of which one is planned for each county in the United States, presents preliminary results of the 1948 Census of Business. The information is based on reports submitted by business establishments for that Census. The figures shown are preliminary, and are subject to revision in the final Census publications, but the changes are expected to be relatively minor with respect to coverage. The final Census figures will be issued in a series of Business Census bulletins which will show additional detailed kind-of-business information for all places where there are a sufficient number of establishments.

The 1948 Census of Business was taken under the provision of the Act of June 19, 1948, which provides that the Business Census be taken for 1948 and for each fifth year thereafter. Previous Business Censuses were taken for the years 1929, 1933, 1935, and 1939.

Scope of the Census.—The 1948 Census of Business covered all establishments in the following trades, as defined by the Standard Industrial Classification Manual, May 1949 issue, of the Executive Office of the President: all retail trades; all wholesale trades; all service trades in the following four groups—personal services, business services, automobile repair and services, and miscellaneous repair services; hotels; tourist courts and camps; and amusements, including motion picture theaters. Some important services not covered are radio broadcasting and television, medical and health, legal, educational, nonprofit, accounting, and domestic services.

This coverage is similar to that of the 1939 Business Census. However, "custom trades" and "services incidental to transportation," which are no longer included in the standard classification of the service trades, are not covered by the 1948 Census. In a number of localities, these exclusions as well as

other changes in the standard classification may have a considerable effect in comparing 1948 with 1939 data, particularly with respect to establishment count.

Establishment definition.—For Census purposes, a business establishment is defined to include only enterprises conducted from a recognizable place of business, provided that the annual sales were in excess of \$5,000 for a wholesale trade establishment and \$500 for establishments in other trades. A detailed analysis of coverage will be provided in future Census of Business publications.

"Number of establishments" is the number of separate business locations, rather than the number of business companies or organizations, since the Census figures represent information reported separately for each business location or establishment. The establishment count reflects the number of places in business at the end of 1948 excluding administrative and executive offices of multiunit organizations, and "chain store" warehouses.

Sales and receipts.—"1948 sales and receipts" represents sales of merchandise and receipts from repairs and other services to customers. The figures reflect deductions for returned goods and allowances, but not for trade-in allowances; they exclude sales and excise taxes collected from customers and paid directly to any taxing agency.

Proprietors.—"Active proprietors..." represents owners and partners of unincorporated businesses who devoted the major portion of their time to the business in November 1948.

Employment.—"Number of paid employees..." represents all employees on the pay roll for the pay period ending nearest November 15, 1948. "Full workweek" employees, whether regular or seasonal, are those who in the November 15 pay period were paid for working at least the number of hours typically worked in a week by employees of the reporting establishment.

1948 CENSUS OF BUSINESS

RETAIL, WHOLESALE, SERVICE TRADES

U. S. DEPARTMENT OF COMMERCE
BUREAU OF THE CENSUS

PRELIMINARY

For Release May 22, 1950

Release Series BC-1P-37-012

CAMERON COUNTY, PA.

Retail, wholesale, and service establishments located in Cameron County, Pennsylvania, showed a substantial expansion in dollar volume of trade from 1939 to 1948 according to preliminary figures from the 1948 Census of Business released today by the Bureau of the Census, U. S. Department of Commerce.

Retail sales in the county during 1948 aggregated \$6.2 million, an increase of 210 percent over the \$2.0 million in 1939, when the preceding Census of Business was taken. Wholesale sales in the county reached a total of \$344,000 in 1948 as compared with \$301,000 in 1939. The service trades included in the Census of Business recorded receipts totaling \$190,000 in 1948 compared with \$49,000 in 1939.

Employment in the county also rose over the 9-year period between 1939 and 1948 for the above trades. Establishments in these trades reported a combined total of 307 paid employees for the workweek ended nearest November 15, 1948. This compared with a total of 236 employees reported for the week of November 15, 1939.

These preliminary figures have been derived from a Census report on Cameron County, Pennsylvania, which also includes data for the city of Emporium. Final figures, superseding the preliminary data for Cameron County, will be included in a Bulletin for the State of Pennsylvania to be issued in several months. Similar data will be made available this year in preliminary and final form for each of the counties and States. A single copy of the preliminary release for Cameron County as well as an order blank for other area releases may be obtained by writing to the Bureau of the Census, Washington 25, D. C.

Table 1.—CENSUS OF BUSINESS PRELIMINARY RESULTS FOR 1948, BY TRADE GROUP

CAMERON COUNTY, PA.

Trade group and kind of business	Number of establishments	1948 sales and receipts (Thousand dollars)	Active proprietors of unincorporated businesses Nov. 1948	Paid employees, workweek ended nearest Nov. 15, 1948	
				Total employees ¹	Full workweek employees
RETAIL TRADE, total.....	122	6,163	140	261	192
Food group.....	27	1,836	29	46	28
Eating and drinking places.....	35	744	45	68	52
Gasoline service stations.....	17	362	18	7	5
All other retail stores.....	43	3,221	48	140	107
WHOLESALE TRADE.....	5	344	5	8	x
SELECTED SERVICE TRADES, ^{2/} total.....	30	190	30	38	33
Personal services.....	21	157	21	36	33
All other service trades.....	9	33	9	2	-

x Not available.

^{1/} Includes employees paid for less than the full workweek.

^{2/} See General Description on last page for changes from the 1939 Census of Business in the coverage of Service Trades.

91471

Table 2.—CENSUS OF BUSINESS PRELIMINARY RESULTS FOR 1948 FOR CITIES OF 2,500 INHABITANTS OR MORE
CAMERON COUNTY, PA.

(Data omitted for trade groups where necessary to avoid disclosure)

City and trade group	Number of establishments	1948 sales and receipts (Thousand dollars)	Active proprietors of unincorporated businesses Nov. 1948	Paid employees, workweek ended nearest Nov. 15, 1948	
				Total ¹ employees	Full workweek employees
Emporium:					
Retail trade.....	83	5,165	92	241	174
Remainder of county:					
Retail trade.....	39	998	48	20	18

¹/ Includes employees paid for less than the full workweek.

GENERAL DESCRIPTION OF PRELIMINARY RELEASES FOR THE 1948 CENSUS OF BUSINESS

This series of releases, of which one is planned for each county in the United States, presents preliminary results of the 1948 Census of Business. The information is based on reports submitted by business establishments for that Census. The figures shown are preliminary, and are subject to revision in the final Census publications, but the changes are expected to be relatively minor with respect to coverage. The final Census figures will be issued in a series of Business Census bulletins which will show additional detailed kind-of-business information for all places where there are a sufficient number of establishments.

The 1948 Census of Business was taken under the provision of the Act of June 19, 1948, which provides that the Business Census be taken for 1948 and for each fifth year thereafter. Previous Business Censuses were taken for the years 1929, 1933, 1935, and 1939.

Scope of the Census.—The 1948 Census of Business covered all establishments in the following trades, as defined by the Standard Industrial Classification Manual, May 1949 issue, of the Executive Office of the President: all retail trades; all wholesale trades; all service trades in the following four groups—personal services, business services, automobile repairs and services, and miscellaneous repair services; hotels; tourist courts and camps; and amusements, including motion picture theaters. Some important services not covered are radio broadcasting and television, medical and health, legal, educational, nonprofit, accounting, and domestic services.

This coverage is similar to that of the 1939 Business Census. However, "custom trades" and "services incidental to transportation," which are no longer included in the standard classification of the service trades, are not covered by the 1948 Census. In a number of localities, these exclusions as well as

other changes in the standard classification may have a considerable effect in comparing 1948 with 1939 data, particularly with respect to establishment count.

Establishment definition.—For Census purposes, a business establishment is defined to include only enterprises conducted from a recognizable place of business, provided that the annual sales were in excess of \$5,000 for a wholesale trade establishment and \$500 for establishments in other trades. A detailed analysis of coverage will be provided in future Census of Business publications.

"Number of establishments" is the number of separate business locations, rather than the number of business companies or organizations, since the Census figures represent information reported separately for each business location or establishment. The establishment count reflects the number of places in business at the end of 1948 excluding administrative and executive offices of multiunit organizations, and "chain store" warehouses.

Sales and receipts.—"1948 sales and receipts" represents sales of merchandise and receipts from repairs and other services to customers. The figures reflect deductions for returned goods and allowances, but not for trade-in allowances; they exclude sales and excise taxes collected from customers and paid directly to any taxing agency.

Proprietors.—"Active proprietors..." represents owners and partners of unincorporated businesses who devoted the major portion of their time to the business in November 1948.

Employment.—"Number of paid employees..." represents all employees on the pay roll for the pay period ending nearest November 15, 1948. "Full workweek" employees, whether regular or seasonal, are those who in the November 15 pay period were paid for working at least the number of hours typically worked in a week by employees of the reporting establishment.

1948 CENSUS OF BUSINESS

RETAIL, WHOLESALE, SERVICE TRADES

U. S. DEPARTMENT OF COMMERCE
BUREAU OF THE CENSUS

PRELIMINARY

For Release May 15, 1950

Release Series BC-1P-37-013

CARBON COUNTY, PA.

Retail, wholesale, and service establishments located in Carbon County, Pennsylvania, showed a substantial expansion in dollar volume of trade from 1939 to 1948 according to preliminary figures from the 1948 Census of Business released today by the Bureau of the Census, U. S. Department of Commerce.

Retail sales in the county during 1948 aggregated \$36.8 million, an increase of 204 percent over the \$12.1 million in 1939, when the preceding Census of Business was taken. Wholesale sales in the county reached a total of \$7.0 million in 1948 as compared with \$3.1 million in 1939. The service trades included in the Census of Business recorded receipts totaling \$998,000 in 1948 compared with \$401,000 in 1939.

Employment in the county also rose over the 9-year period between 1939 and 1948 for the above trades. Establishments in these trades reported a combined total of 1,984 paid employees for the workweek ended nearest November 15, 1948. This compared with a total of 1,365 employees reported for the week of November 15, 1939.

These preliminary figures have been derived from a Census report on Carbon County, Pennsylvania, which also includes data for the cities of East Mauch Chunk, Lansford, Lehighton, Mauch Chunk, Palmerton, Summit Hill, and Weatherly. Final figures, superseding the preliminary data for Carbon County, will be included in a Bulletin for the State of Pennsylvania to be issued in several months. Similar data will be made available this year in preliminary and final form for each of the counties and States. A single copy of the preliminary release for Carbon County as well as an order blank for other area releases may be obtained by writing to the Bureau of the Census, Washington 25, D. C.

91382

Table 1.—CENSUS OF BUSINESS PRELIMINARY RESULTS FOR 1948, BY TRADE GROUP
CARBON COUNTY, PA.

Trade group and kind of business	Number of establishments	1948 sales and receipts (Thousand dollars)	Active proprietors of unincorporated businesses Nov. 1948	Paid employees, workweek ended nearest Nov. 15, 1948	
				Total employees ¹	Full workweek employees
RETAIL TRADE, total.....	869	36,803	817	1,740	1,355
Food group.....	301	12,439	274	375	303
Eating and drinking places.....	201	2,862	221	247	163
General merchandise grp, general stores	23	4,300	15	378	262
Apparel group.....	43	1,768	35	100	68
Furniture-home furnishgs-appliance grp	35	2,480	32	114	109
Automotive group.....	39	5,094	36	162	158
Gasoline service stations.....	105	1,626	101	45	32
Lumber-building-hardware group.....	32	2,836	27	159	146
Drug and proprietary stores.....	20	735	18	52	25
All other retail stores.....	70	2,663	58	108	89
WHOLESALE TRADE, total.....	39	6,971	31	170	x
Merchant wholesalers.....	33	5,659	27	156	x
Other types of wholesale.....	6	1,312	4	14	x
SELECTED SERVICE TRADES, ^{2/} total.....	222	998	230	74	59
Personal services.....	175	666	182	39	27
All other service trades.....	47	332	48	35	32
AMUSEMENTS.....	23	537	16	125	x

x Not available.

^{1/} Includes employees paid for less than the full workweek.

^{2/} See General Description on last page for changes from the 1939 Census of Business in the coverage of Service Trades.

Table 2.—CENSUS OF BUSINESS PRELIMINARY RESULTS FOR 1948 FOR CITIES OF 2,500 INHABITANTS OR MORE Page 3

CARBON COUNTY, PA.

(Data omitted for trade groups where necessary to avoid disclosure)

City and trade group ¹	Number of establishments	1948 sales and receipts (Thousand dollars)	Active proprietors of unincorporated businesses Nov. 1948	Paid employees, workweek ended nearest Nov. 15, 1948	
				Total employees ²	Full workweek employees
East Mauch Chunk:					
Retail trade.....	38	1,223	38	37	34
Selected service trades...	17	66	16	9	8
Lansford:					
Retail trade.....	135	8,648	124	499	386
Wholesale trade.....	12	2,858	9	76	x
Selected service trades...	32	152	33	7	4
Lehighton:					
Retail trade.....	118	8,971	116	519	413
Wholesale trade.....	9	2,408	4	53	x
Selected service trades...	47	247	50	17	14
Mauch Chunk:					
Retail trade.....	48	1,766	42	89	63
Selected service trades...	17	47	17	2	2
Palmerton:					
Retail trade.....	108	5,891	102	242	197
Wholesale trade.....	6	533	5	12	x
Selected service trades...	27	138	29	14	8
Summit Hill:					
Retail trade.....	67	2,007	57	83	59
Wholesale trade.....		Included with "Remainder of county"			
Selected service trades...	17	35	17	2	2
Weatherly:					
Retail trade.....	41	1,200	44	47	36
Selected service trades...	12	54	13	2	2
Remainder of county: ^{3/}					
Retail trade.....	314	7,097	294	224	167
Wholesale trade.....	12	1,172	13	29	x
Selected service trades...	53	259	55	21	19

x Not available.

1/ See General Description on last page for changes from the 1939 Census of Business in the coverage of Service Trades.

2/ Includes employees paid for less than the full workweek.

3/ Except as indicated above, includes figures for establishments, other than wholesale, not located in cities of 2,500 inhabitants or more, and wholesale establishments not located in cities of 5,000 inhabitants or more.

GENERAL DESCRIPTION OF PRELIMINARY RELEASES FOR THE 1948 CENSUS OF BUSINESS

This series of releases, of which one is planned for each county in the United States, presents preliminary results of the 1948 Census of Business. The information is based on reports submitted by business establishments for that Census. The figures shown are preliminary, and are subject to revision in the final Census publications, but the changes are expected to be relatively minor with respect to coverage. The final Census figures will be issued in a series of Business Census bulletins which will show additional detailed kind-of-business information for all places where there are a sufficient number of establishments.

The 1948 Census of Business was taken under the provision of the Act of June 19, 1948, which provides that the Business Census be taken for 1948 and for each fifth year thereafter. Previous Business Censuses were taken for the years 1929, 1933, 1935, and 1939.

Scope of the Census.—The 1948 Census of Business covered all establishments in the following trades, as defined by the Standard Industrial Classification Manual, May 1949 issue, of the Executive Office of the President: all retail trades; all wholesale trades; all service trades in the following four groups—personal services, business services, automobile repairs and services, and miscellaneous repair services; hotels; tourist courts and camps; and amusements, including motion picture theaters. Some important services not covered are radio broadcasting and television, medical and health, legal, educational, nonprofit, accounting, and domestic services.

This coverage is similar to that of the 1939 Business Census. However, "custom trades" and "services incidental to transportation," which are no longer included in the standard classification of the service trades, are not covered by the 1948 Census. In a number of localities, these exclusions as well as other changes in the standard classification may have a considerable effect in comparing

1948 with 1939 data, particularly with respect to establishment count.

Establishment definition.—For Census purposes, a business establishment is defined to include only enterprises conducted from a recognizable place of business, provided that the annual sales were in excess of \$5,000 for a wholesale trade establishment and \$500 for establishments in other trades. A detailed analysis of coverage will be provided in future Census of Business publications.

"Number of establishments" is the number of separate business locations, rather than the number of business companies or organizations, since the Census figures represent information reported separately for each business location or establishment. The establishment count reflects the number of places in business at the end of 1948 excluding administrative and executive offices of multiunit organizations, and "chain store" warehouses.

Sales and receipts.—"1948 sales and receipts" represents sales of merchandise and receipts from repairs and other services to customers. The figures reflect deductions for returned goods and allowances, but not for trade-in allowances; they exclude sales and excise taxes collected from customers and paid directly to any taxing agency.

Proprietors.—"Active proprietors..." represents owners and partners of unincorporated businesses who devoted the major portion of their time to the business in November 1948.

Employment.—"Number of paid employees..." represents all employees on the pay roll for the pay period ending nearest November 15, 1948. "Full workweek" employees, whether regular or seasonal, are those who in the November 15 pay period were paid for working at least the number of hours typically worked in a week by employees of the reporting establishment.

1948 CENSUS OF BUSINESS

RETAIL, WHOLESALE, SERVICE TRADES

U. S. DEPARTMENT OF COMMERCE
BUREAU OF THE CENSUS

PRELIMINARY

For Release May 22, 1950

Release Series BC-1P-37-014

CENTRE COUNTY, PA.

Retail, wholesale, and service establishments located in Centre County, Pennsylvania, showed a substantial expansion in dollar volume of trade from 1939 to 1948 according to preliminary figures from the 1948 Census of Business released today by the Bureau of the Census, U. S. Department of Commerce.

Retail sales in the county during 1948 aggregated \$45.2 million, an increase of 199 percent over the \$15.1 million in 1939, when the preceding Census of Business was taken. Wholesale sales in the county reached a total of \$15.1 million in 1948 as compared with \$5.9 million in 1939. The service trades included in the Census of Business recorded receipts totaling \$1.8 million in 1948 compared with \$0.6 million in 1939.

Employment in the county also rose over the 9-year period between 1939 and 1948 for the above trades. Establishments in these trades reported a combined total of 3,228 paid employees for the workweek ended nearest November 15, 1948. This compared with a total of 2,163 employees reported for the week of November 15, 1939.

These preliminary figures have been derived from a Census report on Centre County, Pennsylvania, which also includes data for the cities of Bellefonte, Philipsburg, and State College. Final figures, superseding the preliminary data for Centre County, will be included in a Bulletin for the State of Pennsylvania to be issued in several months. Similar data will be made available this year in preliminary and final form for each of the counties and States. A single copy of the preliminary release for Centre County as well as an order blank for other area releases may be obtained by writing to the Bureau of the Census, Washington 25, D. C.

Table 1.—CENSUS OF BUSINESS PRELIMINARY RESULTS FOR 1948, BY TRADE GROUP

CENTRE COUNTY, PA.

Trade group and kind of business	Number of establishments	1948 sales and receipts (Thousand dollars)	Active proprietors of unincorporated businesses Nov. 1948	Paid employees, workweek ended nearest Nov. 15, 1948	
				Total employees ¹	Full workweek employees
RETAIL TRADE, total.....	699	45,155	674	2,675	2,082
Food group.....	162	11,384	158	458	334
Eating and drinking places.....	105	3,349	123	534	413
General merchandise grp, general stores	47	4,386	45	323	228
Apparel group.....	55	3,252	44	196	139
Furniture-home furnishings-appliance grp	32	2,495	22	132	118
Automotive group.....	51	6,619	41	321	294
Gasoline service stations.....	109	2,628	120	100	72
Lumber-building-hardware group.....	41	4,966	38	272	258
Drug and proprietary stores.....	14	1,290	10	123	81
All other retail stores.....	83	4,786	73	216	145
WHOLESALE TRADE, total.....	46	15,128	31	273	x
Merchant wholesalers.....	31	5,615	23	174	x
Other types of wholesale.....	15	9,513	8	99	x
SELECTED SERVICE TRADES, ² /total.....	160	1,757	167	280	239
Personal services.....	104	1,001	109	217	190
Business services.....	7	121	7	15	9
Automotive repairs and services.....	33	422	35	33	25
Other repair services.....	16	213	16	15	15
HOTELS.....	9	843	9	180	171
AMUSEMENTS.....	24	731	15	143	x

x Not available.

¹/ Includes employees paid for less than the full workweek.

²/ See General Description on last page for changes from the 1939 Census of Business in the coverage of Service Trades.

Table 2.—CENSUS OF BUSINESS PRELIMINARY RESULTS FOR 1948 FOR CITIES OF 2,500 INHABITANTS OR MORE

CENTRE COUNTY, PA.

(Data omitted for trade groups where necessary to avoid disclosure)

City and trade gr. up ¹	Number of establishments	1948 sales and receipts (Thousand dollars)	Active proprietors of unincorporated businesses Nov. 1948	Paid employees, workweek ended nearest Nov. 15, 1948	
				Total employees ²	Full workweek employees
Bellefonte:					
Retail trade.....	103	9,407	84	551	441
Wholesale trade.....	10	2,130	5	39	x
Selected service trades...	35	236	36	42	33
Philipsburg:					
Retail trade.....	124	9,107	114	559	438
Selected service trades...	27	226	28	53	49
Amusements.....	5	178	4	27	x
State College:					
Retail trade.....	131	14,070	115	1,039	802
Wholesale trade.....	6	980	4	34	-
Selected service trades...	41	638	41	134	117
Remainder of county: 3/					
Retail trade.....	341	12,571	361	526	401
Wholesale trade.....	30	12,018	22	200	x
Selected service trades...	57	657	62	51	40

x Not available.

1/ See General Description on this page for changes from the 1939 Census of Business in the coverage of Service Trades.

2/ Includes employees paid for less than the full workweek.

3/ Includes figures for establishments, other than wholesale, not located in cities of 2,500 inhabitants or more, and wholesale establishments not located in cities of 5,000 inhabitants or more.

GENERAL DESCRIPTION OF PRELIMINARY RELEASES FOR THE 1948 CENSUS OF BUSINESS

This series of releases, of which one is planned for each county in the United States, presents preliminary results of the 1948 Census of Business. The information is based on reports submitted by business establishments for that Census. The figures shown are preliminary, and are subject to revision in the final Census publications, but the changes are expected to be relatively minor with respect to coverage. The final Census figures will be issued in a series of Business Census bulletins which will show additional detailed kind-of-business information for all places where there are a sufficient number of establishments.

The 1948 Census of Business was taken under the provision of the Act of June 19, 1948, which provides that the Business Census be taken for 1948 and for each fifth year thereafter. Previous Business Censuses were taken for the years 1929, 1933, 1935, and 1939.

Scope of the Census.—The 1948 Census of Business covered all establishments in the following trades, as defined by the Standard Industrial Classification Manual, May 1949 issue, of the Executive Office of the President: all retail trades; all wholesale trades; all service trades in the following four groups—personal services, business services, automobile repairs and services, and miscellaneous repair services; hotels; tourist courts and camps; and amusements, including motion picture theaters. Some important services not covered are radio broadcasting and television, medical and health, legal, educational, nonprofit, accounting, and domestic services.

This coverage is similar to that of the 1939 Business Census. However, "custom trades" and "services incidental to transportation," which are no longer included in the standard classification of the service trades, are not covered by the 1948 Census. In a number of localities, these exclusions as well as

other changes in the standard classification may have a considerable effect in comparing 1948 with 1939 data, particularly with respect to establishment count.

Establishment definition.—For Census purposes, a business establishment is defined to include only enterprises conducted from a recognizable place of business, provided that the annual sales were in excess of \$5,000 for a wholesale trade establishment and \$500 for establishments in other trades. A detailed analysis of coverage will be provided in future Censuses of Business publications.

"Number of establishments" is the number of separate business locations, rather than the number of business companies or organizations, since the Census figures represent information reported separately for each business location or establishment. The establishment count reflects the number of places in business at the end of 1948 excluding administrative and executive offices of multiunit organizations, and "chain store" warehouses.

Sales and receipts.—"1948 sales and receipts" represents sales of merchandise and receipts from repairs and other services to customers. The figures reflect deductions for returned goods and allowances, but not for trade-in allowances; they exclude sales and excise taxes collected from customers and paid directly to any taxing agency.

Proprietors.—"Active proprietors..." represents owners and partners of unincorporated businesses who devoted the major portion of their time to the business in November 1948.

Employment.—"Number of paid employees..." represents all employees on the pay roll for the pay period ending nearest November 15, 1948. "Full workweek" employees, whether regular or seasonal, are those who in the November 15 pay period were paid for working at least the number of hours typically worked in a week by employees of the reporting establishment.

1948 CENSUS OF BUSINESS

RETAIL, WHOLESALE, SERVICE TRADES

U. S. DEPARTMENT OF COMMERCE
BUREAU OF THE CENSUS

PRELIMINARY

For Release May 22, 1950

Release Series BC-1P-37-015

CHESTER COUNTY, PA.

Retail, wholesale, and service establishments located in Chester County, Pennsylvania, showed a substantial expansion in dollar volume of trade from 1939 to 1948 according to preliminary figures from the 1948 Census of Business released today by the Bureau of the Census, U. S. Department of Commerce.

Retail sales in the county during 1948 aggregated \$126.2 million, an increase of 200 percent over the \$42.1 million in 1939, when the preceding Census of Business was taken. Wholesales in the county reached a total of \$33.3 million in 1948 as compared with \$10.5 million in 1939. The service trades included in the Census of Business recorded receipts totaling \$6.0 million in 1948 compared with \$1.8 million in 1939.

Employment in the county also rose over the 9-year period between 1939 and 1948 for the above trades. Establishments in these trades reported a combined total of 7,612 paid employees for the workweek ended nearest November 15, 1948. This compared with a total of 5,047 employees reported for the week of November 15, 1939.

These preliminary figures have been derived from a Census report on Chester County, Pennsylvania, which also includes data for the cities of Coatesville, Downingtown, Kennett Square, Oxford, Phoenixville, Spring City, and West Chester. Final figures, superseding the preliminary data for Chester County, will be included in a Bulletin for the State of Pennsylvania to be issued in several months. Similar data will be made available this year in preliminary and final form for each of the counties and States. A single copy of the preliminary release for Chester County as well as an order blank for other area releases may be obtained by writing to the Bureau of the Census, Washington 25, D. C.

91643

Table 1.—CENSUS OF BUSINESS PRELIMINARY RESULTS FOR 1948, BY TRADE GROUP
CHESTER COUNTY, PA.

Trade group and kind of business	Number of establishments	1948 sales and receipts (Thousand dollars)	Active proprietors of unincorporated businesses Nov. 1948	Paid employees, workweek ended nearest Nov. 15, 1948	
				Total employees ¹	Full workweek employees
RETAIL TRADE, total.....	1,729	126,238	1,757	6,244	4,906
Food group.....	427	31,144	425	1,032	793
Eating and drinking places.....	324	8,641	380	1,077	823
General merchandise grp, general stores	60	6,938	46	759	450
Apparel group.....	118	6,286	104	329	249
Furniture-home furnishgs-appliance grp	103	7,345	108	405	364
Automotive group.....	105	21,978	94	727	696
Gasoline service stations.....	212	6,704	214	302	218
Lumber-building-hardware group.....	96	13,908	108	552	507
Drug and proprietary stores.....	58	3,719	55	313	192
All other retail stores.....	226	19,575	223	748	614
WHOLESALE TRADE, total.....	81	33,289	59	649	x
Merchant wholesalers.....	53	13,189	44	442	x
Other types of wholesale.....	28	20,100	15	207	x
SELECTED SERVICE TRADES, ^{2/} total.....	547	5,978	589	719	650
Personal services.....	327	2,945	338	465	420
Business services.....	12	108	14	19	17
Automotive repairs and services.....	126	2,205	148	168	160
Other repair services.....	82	720	89	67	53
HOTELS.....	12	714	10	127	121
TOURIST COURTS AND CAMPS.....	15	68	20	3	1
AMUSEMENTS.....	32	1,467	22	185	x

x Not available.

^{1/} Includes employees paid for less than the full workweek.

^{2/} See General Description on last page for changes from the 1939 Census of Business in the coverage of Service Trades.

Table 2.—CENSUS OF BUSINESS PRELIMINARY RESULTS FOR 1948 FOR CITIES OF 2,500 INHABITANTS OR MORE

CHESTER COUNTY, PA.

(Data omitted for trade groups where necessary to avoid disclosure)

City and trade group ¹	Number of establishments	1948 sales and receipts (Thousand dollars)	Active proprietors of unincorporated businesses Nov. 1948	Paid employees, workweek ended nearest Nov. 15, 1948	
				Total employees ²	Full workweek employees
Coatesville:					
Retail trade.....	231	19,663	218	1,174	902
Wholesale trade.....	14	11,110	7	206	x
Selected service trades...	97	1,417	103	224	207
Downington:					
Retail trade.....	77	6,424	74	306	254
Selected service trades...	25	204	23	26	23
Kennett Square:					
Retail trade.....	85	7,766	95	351	291
Selected service trades...	34	244	37	20	18
Oxford:					
Retail trade.....	78	6,934	72	325	240
Selected service trades...	30	376	34	62	54
Phoenixville:					
Retail trade.....	214	13,957	215	719	541
Wholesale trade.....	7	1,274	6	57	x
Selected service trades...	59	306	64	23	16
Spring City:					
Retail trade.....	46	2,176	46	96	78
Selected service trades...	20	109	21	8	6
West Chester:					
Retail trade.....	255	28,238	258	1,347	1,101
Wholesale trade.....	13	2,506	12	67	x
Selected service trades...	97	1,377	101	193	181
Amusements.....	6	366	4	53	x
Remainder of county: ^{3/}					
Retail trade.....	743	41,080	779	1,926	1,499
Wholesale trade.....	47	18,399	34	319	x
Selected service trades...	185	1,945	206	163	145
Amusements.....	12	534	9	44	x

x Not available.

^{1/} See General Description on last page for changes from the 1939 Census of Business in the coverage of Service Trades.^{2/} Includes employees paid for less than the full workweek.^{3/} Includes figures for establishments, other than wholesale, not located in cities of 2,500 inhabitants or more, and wholesale establishments not located in cities of 5,000 inhabitants or more.

GENERAL DESCRIPTION OF PRELIMINARY RELEASES FOR THE 1948 CENSUS OF BUSINESS

This series of releases, of which one is planned for each county in the United States, presents preliminary results of the 1948 Census of Business. The information is based on reports submitted by business establishments for that Census. The figures shown are preliminary, and are subject to revision in the final Census publications, but the changes are expected to be relatively minor with respect to coverage. The final Census figures will be issued in a series of Business Census bulletins which will show additional detailed kind-of-business information for all places where there are a sufficient number of establishments.

The 1948 Census of Business was taken under the provision of the Act of June 19, 1948, which provides that the Business Census be taken for 1948 and for each fifth year thereafter. Previous Business Censuses were taken for the years 1929, 1933, 1935, and 1939.

Scope of the Census.--The 1948 Census of Business covered all establishments in the following trades, as defined by the Standard Industrial Classification Manual, May 1949 issue, of the Executive Office of the President: all retail trades; all wholesale trades; all service trades in the following four groups--personal services, business services, automobile repairs and services, and miscellaneous repair services; hotels; tourist courts and camps; and amusements, including motion picture theaters. Some important services not covered are radio broadcasting and television, medical and health, legal, educational, nonprofit, accounting, and domestic services.

This coverage is similar to that of the 1939 Business Census. However, "custom trades" and "services incidental to transportation," which are no longer included in the standard classification of the service trades, are not covered by the 1948 Census. In a number of localities, these exclusions as well as other changes in the standard classification may have a considerable effect in comparing

1948 with 1939 data, particularly with respect to establishment count.

Establishment definition.--For Census purposes, a business establishment is defined to include only enterprises conducted from a recognizable place of business, provided that the annual sales were in excess of \$5,000 for a wholesale trade establishment and \$500 for establishments in other trades. A detailed analysis of coverage will be provided in future Census of Business publications.

"Number of establishments" is the number of separate business locations, rather than the number of business companies or organizations, since the Census figures represent information reported separately for each business location or establishment. The establishment count reflects the number of places in business at the end of 1948 excluding administrative and executive offices of multiunit organizations, and "chain store" warehouses.

Sales and receipts.--"1948 sales and receipts" represents sales of merchandise and receipts from repairs and other services to customers. The figures reflect deductions for returned goods and allowances, but not for trade-in allowances; they exclude sales and excise taxes collected from customers and paid directly to any taxing agency.

Proprietors.--"Active proprietors..." represents owners and partners of unincorporated businesses who devoted the major portion of their time to the business in November 1948.

Employment.--"Number of paid employees..." represents all employees on the pay roll for the pay period ending nearest November 15, 1948. "Full workweek" employees, whether regular or seasonal, are those who in the November 15 pay period were paid for working at least the number of hours typically worked in a week by employees of the reporting establishment.

1948 CENSUS OF BUSINESS

RETAIL, WHOLESALE, SERVICE TRADES

U. S. DEPARTMENT OF COMMERCE
BUREAU OF THE CENSUS

PRELIMINARY

For Release May 15, 1950

Release Series BC-1P-37-016

CLARION COUNTY, PA.

Retail, wholesale, and service establishments located in Clarion County, Pennsylvania, showed a substantial expansion in dollar volume of trade from 1939 to 1948 according to preliminary figures from the 1948 Census of Business released today by the Bureau of the Census, U. S. Department of Commerce.

Retail sales in the county during 1948 aggregated \$28.8 million, an increase of 231 percent over the \$8.7 million in 1939, when the preceding Census of Business was taken. Wholesale sales in the county reached a total of \$5.0 million in 1948 as compared with \$1.2 million in 1939. The service trades included in the Census of Business recorded receipts totaling \$1.0 million in 1948 compared with \$0.2 million in 1939.

Employment in the county also rose over the 9-year period between 1939 and 1948 for the above trades. Establishments in these trades reported a combined total of 1,528 paid employees for the workweek ended nearest November 15, 1948. This compared with a total of 742 employees reported for the week of November 15, 1939.

These preliminary figures have been derived from a Census report on Clarion County, Pennsylvania, which also includes data for the city of Clarion. Final figures, superseding the preliminary data for Clarion County, will be included in a Bulletin for the State of Pennsylvania to be issued in several months. Similar data will be made available this year in preliminary and final form for each of the counties and States. A single copy of the preliminary release for Clarion County as well as an order blank for other area releases may be obtained by writing to the Bureau of the Census, Washington 25, D. C.

Table 1.—CENSUS OF BUSINESS PRELIMINARY RESULTS FOR 1948, BY TRADE GROUP

CLARION COUNTY, PA.

Trade group and kind of business	Number of establishments	1948 sales and receipts (Thousand dollars)	Active proprietors of unincorporated businesses Nov. 1948	Paid employees, workweek ended nearest Nov. 15, 1948	
				Total employees ¹	Full workweek employees
RETAIL TRADE, total.....	519	28,836	572	1,293	988
Food group.....	152	7,153	158	232	167
Eating and drinking places.....	63	1,609	82	190	123
General merchandise grp, general stores.....	29	2,207	29	163	106
Apparel group.....	25	1,532	29	76	54
Furniture-home furnishgs-appliance grp.....	26	1,609	27	61	52
Automotive group.....	41	7,661	48	238	223
Gasoline service stations.....	85	1,600	92	65	47
Lumber-building-hardware group.....	47	2,827	56	124	101
Drug and proprietary stores.....	14	600	14	50	38
All other retail stores.....	37	2,038	37	94	77
WHOLESALE TRADE, total.....	28	4,956	30	145	x
Merchant wholesalers.....	23	3,085	26	121	x
Other types of wholesale.....	5	1,871	4	24	x
SELECTED SERVICE TRADES, 2/total.....	130	1,041	134	90	74
Personal services.....	81	480	83	51	44
All other service trades.....	49	561	51	39	30
AMUSEMENTS.....	12	206	10	40	x

x Not available.

1/ Includes employees paid for less than the full workweek.

2/ See General Description on last page for changes from the 1939 Census of Business in the coverage of Service Trades

Table 2.—CENSUS OF BUSINESS PRELIMINARY RESULTS FOR 1948 FOR CITIES OF 2,500 INHABITANTS OR MORE

CLARION COUNTY, PA.

(Data omitted for trade groups where necessary to avoid disclosure)

City and trade group ¹	Number of establishments	1948 sales and receipts (Thousand dollars)	Active proprietors of unincorporated businesses Nov. 1948	Paid employees, workweek ended nearest Nov. 15, 1948	
				Total employees ²	Full workweek employees
Clarion:					
Retail trade.....	35	\$,387	106	399	294
Selected service trades...	29	322	32	34	30
Remainder of county:					
Retail trade.....	434	20,449	466	894	694
Selected service trades...	101	719	102	56	44

- 1/ See General Description on this page for changes from the 1939 Census of Business in the coverage of Service Trades.
- 2/ Includes employees paid for less than the full workweek.

GENERAL DESCRIPTION OF PRELIMINARY RELEASES FOR THE 1948 CENSUS OF BUSINESS

This series of releases, of which one is planned for each county in the United States, presents preliminary results of the 1948 Census of Business. The information is based on reports submitted by business establishments for that Census. The figures shown are preliminary, and are subject to revision in the final Census publications, but the changes are expected to be relatively minor with respect to coverage. The final Census figures will be issued in a series of Business Census bulletins which will show additional detailed kind-of-business information for all places where there are a sufficient number of establishments.

The 1948 Census of Business was taken under the provision of the Act of June 19, 1948, which provides that the Business Census be taken for 1948 and for each fifth year thereafter. Previous Business Censuses were taken for the years 1929, 1933, 1936, and 1939.

Scope of the Census.—The 1948 Census of Business covered all establishments in the following trades, as defined by the Standard Industrial Classification Manual, May 1949 issue, of the Executive Office of the President: all retail trades; all wholesale trades; all service trades in the following four groups—personal services, business services, automobile repairs and services, and miscellaneous repair services; hotels; tourist courts and camps; and amusements, including motion picture theaters. Some important services not covered are radio broadcasting and television, medical and health, legal, educational, nonprofit, accounting, and domestic services.

This coverage is similar to that of the 1939 Business Census. However, "custom trades" and "services incidental to transportation," which are no longer included in the standard classification of the service trades, are not covered by the 1948 Census. In a number of localities, these exclusions as well as

other changes in the standard classification may have a considerable effect in comparing 1948 with 1939 data, particularly with respect to establishment count.

Establishment definition.—For Census purposes, a business establishment is defined to include only enterprises conducted from a recognizable place of business, provided that the annual sales were in excess of \$5,000 for a wholesale trade establishment and \$500 for establishments in other trades. A detailed analysis of coverage will be provided in future Census of Business publications.

"Number of establishments" is the number of separate business locations, rather than the number of business companies or organizations, since the Census figures represent information reported separately for each business location or establishment. The establishment count reflects the number of places in business at the end of 1948 excluding administrative and executive offices of multiunit organizations, and "chain store" warehouses.

Sales and receipts.—"1948 sales and receipts" represents sales of merchandise and receipts from repairs and other services to customers. The figures reflect deductions for returned goods and allowances, but not for trade-in allowances; they exclude sales and excise taxes collected from customers and paid directly to any taxing agency.

Proprietors.—"Active proprietors..." represents owners and partners of unincorporated businesses who devoted the major portion of their time to the business in November 1948.

Employment.—"Number of paid employees..." represents all employees on the pay roll for the pay period ending nearest November 15, 1948. "Full workweek" employees, whether regular or seasonal, are those who in the November 15 pay period were paid for working at least the number of hours typically worked in a week by employees of the reporting establishment.

1948 CENSUS OF BUSINESS

RETAIL, WHOLESALE, SERVICE TRADES

U. S. DEPARTMENT OF COMMERCE
BUREAU OF THE CENSUS

PRELIMINARY

For Release May 22, 1950

Release Series BC-1P-37-017

CLEARFIELD COUNTY, PA.

Retail, wholesale, and service establishments located in Clearfield County, Pennsylvania, showed a substantial expansion in dollar volume of trade from 1939 to 1948 according to preliminary figures from the 1948 Census of Business released today by the Bureau of the Census, U. S. Department of Commerce.

Retail sales in the county during 1948 aggregated \$61.1 million, an increase of 218 percent over the \$19.2 million in 1939, when the preceding Census of Business was taken. Wholesale sales in the county reached a total of \$19.1 million in 1948 as compared with \$7.1 million in 1939. The service trades included in the Census of Business recorded receipts totaling \$1.8 million in 1948 compared with \$0.6 million in 1939.

Employment in the county also rose over the 9-year period between 1939 and 1948 for the above trades. Establishments in these trades reported a combined total of 4,085 paid employees for the workweek ended nearest November 15, 1948. This compared with a total of 2,568 employees reported for the week of November 15, 1939.

These preliminary figures have been derived from a Census report on Clearfield County, Pennsylvania, which also includes data for the cities of Clearfield, Curwensville, and DuBois. Final figures, superseding the preliminary data for Clearfield County, will be included in a Bulletin for the State of Pennsylvania to be issued in several months. Similar data will be made available this year in preliminary and final form for each of the counties and States. A single copy of the preliminary release for Clearfield County as well as an order blank for other area releases may be obtained by writing to the Bureau of the Census, Washington 25, D. C.

Table 1.—CENSUS OF BUSINESS PRELIMINARY RESULTS FOR 1948, BY TRADE GROUP
CLEARFIELD COUNTY, PA.

Trade group and kind of business	Number of establishments	1948 sales and receipts (Thousand dollars)	Active proprietors of unincorporated businesses Nov. 1948	Paid employees, workweek ended nearest Nov. 15, 1948	
				Total employees ¹	Full workweek employees
RETAIL TRADE, total.....	1,063	61,112	1,010	3,300	2,604
Food group.....	368	17,097	338	587	448
Eating and drinking places.....	148	3,433	165	461	347
General merchandise grp, general stores.....	58	8,720	41	665	457
Apparel group.....	50	4,027	41	314	245
Furniture-home furnishgs-appliance grp.....	45	2,951	39	166	146
Automotive group.....	66	11,560	62	422	405
Gasoline service stations.....	170	3,572	173	124	94
Lumber-building-hardware group.....	58	4,622	58	270	243
Drug and proprietary stores.....	21	1,194	14	105	69
All other retail stores.....	79	3,936	79	186	150
WHOLESALE TRADE, total.....	75	19,075	49	496	x
Merchant wholesalers.....	57	11,240	43	390	x
Manufact'rs' sales branches, offices.....	7	3,382	-	52	x
Petroleum bulk plants, terminals.....	11	4,453	6	54	x
SELECTED SERVICE TRADES, 2/total.....	246	1,780	259	289	244
Personal services.....	163	1,173	167	227	191
All other service trades.....	83	607	92	62	53
HOTELS.....	9	626	5	122	114

x Not available.

1/ Includes employees paid for less than the full workweek.

2/ See General Description on last page for changes from the 1939 Census of Business in the coverage of Service Trades.

Table 2.—CENSUS OF BUSINESS PRELIMINARY RESULTS FOR 1948 FOR CITIES OF 2,500 INHABITANTS OR MORE
CLEARFIELD COUNTY, PA.

(Data omitted for trade groups where necessary to avoid disclosure)

City and trade group ¹	Number of establishments	1948 sales and receipts (Thousand dollars)	Active proprietors of unincorporated businesses Nov. 1948	Paid employees, workweek ended nearest Nov. 15, 1948	
				Total employees ²	Full workweek employees
Clearfield:					
Retail trade.....	145	15,189	120	1,025	842
Wholesale trade.....	23	5,792	12	144	x
Selected service trades....	57	576	61	131	112
Curwensville:					
Retail trade.....	58	3,015	62	159	131
Selected service trades....	22	112	23	6	5
Du Bois:					
Retail trade.....	220	20,755	204	1,269	1,005
Wholesale trade.....	29	9,224	17	184	x
Selected service trades....	53	459	57	89	82
Remainder of county: ^{3/}					
Retail trade.....	640	22,153	624	847	626
Wholesale trade.....	23	4,059	20	168	x
Selected service trades....	114	633	118	63	45

x Not available.

1/ See General Description on this page for changes from the 1939 Census of Business in the coverage of Service Trades.

2/ Includes employees paid for less than the full workweek.

3/ Includes figures for establishments, other than wholesale, not located in cities of 2,500 inhabitants or more, and wholesale establishments not located in cities of 5,000 inhabitants or more.

GENERAL DESCRIPTION OF PRELIMINARY RELEASES FOR THE 1948 CENSUS OF BUSINESS

This series of releases, of which one is planned for each county in the United States, presents preliminary results of the 1948 Census of Business. The information is based on reports submitted by business establishments for that Census. The figures shown are preliminary, and are subject to revision in the final Census publications, but the changes are expected to be relatively minor with respect to coverage. The final Census figures will be issued in a series of Business Census bulletins which will show additional detailed kind-of-business information for all places where there are a sufficient number of establishments.

The 1948 Census of Business was taken under the provision of the Act of June 19, 1948, which provides that the Business Census be taken for 1948 and for each fifth year thereafter. Previous Business Censuses were taken for the years 1929, 1933, 1935, and 1939.

Scope of the Census.—The 1948 Census of Business covered all establishments in the following trades, as defined by the Standard Industrial Classification Manual, May 1949 issue, of the Executive Office of the President: all retail trades; all wholesale trades; all service trades in the following four groups—personal services, business services, automobile repairs and services, and miscellaneous repair services; hotels; tourist courts and camps; and amusements, including motion picture theaters. Some important services not covered are radio broadcasting and television, medical and health, legal, educational, nonprofit, accounting, and domestic services.

This coverage is similar to that of the 1939 Business Census. However, "custom trades" and "services incidental to transportation," which are no longer included in the standard classification of the service trades, are not covered by the 1948 Census. In a number of localities, these exclusions as well as

other changes in the standard classification may have a considerable effect in comparing 1948 with 1939 data, particularly with respect to establishment count.

Establishment definition.—For Census purposes, a business establishment is defined to include only enterprises conducted from a recognizable place of business, provided that the annual sales were in excess of \$5,000 for a wholesale trade establishment and \$500 for establishments in other trades. A detailed analysis of coverage will be provided in future Census of Business publications.

"Number of establishments" is the number of separate business locations, rather than the number of business companies or organizations, since the Census figures represent information reported separately for each business location or establishment. The establishment count reflects the number of places in business at the end of 1948 excluding administrative and executive offices of multiunit organizations, and "chain store" warehouses.

Sales and receipts.—"1948 sales and receipts" represents sales of merchandise and receipts from repairs and other services to customers. The figures reflect deductions for returned goods and allowances, but not for trade-in allowances; they exclude sales and excise taxes collected from customers and paid directly to any taxing agency.

Proprietors.—"Active proprietore..." represents owners and partners of unincorporated businesses who devoted the major portion of their time to the business in November 1948.

Employment.—"Number of paid employees..." represents all employees on the pay roll for the pay period ending nearest November 15, 1948. "Full workweek" employees, whether regular or seasonal, are those who in the November 15 pay period were paid for working at least the number of hours typically worked in a week by employees of the reporting establishment.

1948 CENSUS OF BUSINESS

RETAIL, WHOLESALE, SERVICE TRADES

U. S. DEPARTMENT OF COMMERCE
BUREAU OF THE CENSUS

PRELIMINARY

For Release May 22, 1950

Release Series BC-1P-37-018

CLINTON COUNTY, PA.

Retail, wholesale, and service establishments located in Clinton County, Pennsylvania, showed a substantial expansion in dollar volume of trade from 1939 to 1948 according to preliminary figures from the 1948 Census of Business released today by the Bureau of the Census, U. S. Department of Commerce.

Retail sales in the county during 1948 aggregated \$26.5 million, an increase of 198 percent over the \$8.9 million in 1939, when the preceding Census of Business was taken. Wholesale sales in the county reached a total of \$7.3 million in 1948 as compared with \$2.7 million in 1939. The service trades included in the Census of Business recorded receipts totaling \$1.1 million in 1948 compared with \$0.3 million in 1939.

Employment in the county also rose over the 9-year period between 1939 and 1948 for the above trades. Establishments in these trades reported a combined total of 1,898 paid employees for the workweek ended nearest November 15, 1948. This compared with a total of 1,213 employees reported for the week of November 15, 1939.

These preliminary figures have been derived from a Census report on Clinton County, Pennsylvania, which also includes data for the cities of Lock Haven and Renovo. Final figures, superseding the preliminary data for Clinton County, will be included in a Bulletin for the State of Pennsylvania to be issued in several months. Similar data will be made available this year in preliminary and final form for each of the counties and States. A single copy of the preliminary release for Clinton County as well as an order blank for other area releases may be obtained by writing to the Bureau of the Census, Washington 25, D. C.

Table 1.—CENSUS OF BUSINESS PRELIMINARY RESULTS FOR 1948, BY TRADE GROUP

CLINTON COUNTY, PA.

Trade group and kind of business	Number of establishments	1948 sales and receipts (Thousand dollars)	Active proprietors of unincorporated businesses Nov. 1948	Paid employees, workweek ended nearest Nov. 15, 1948	
				Total employees ¹	Full workweek employees
RETAIL TRADE, total.....	466	26,495	451	1,453	1,128
Food group.....	136	7,430	119	292	211
Eating and drinking places.....	95	2,033	113	234	179
General merchandise grp, general stores	15	3,156	10	248	171
Apparel group.....	30	1,629	26	97	61
Furniture-home furnishings-appliance grp	22	1,747	14	114	106
Automotive group.....	31	4,707	34	195	182
Gasoline service stations.....	58	1,311	57	56	48
Lumber-building-hardware group.....	22	2,213	24	88	78
Drug and proprietary stores.....	10	520	8	39	26
All other retail stores.....	47	1,749	46	90	66
WHOLESALE TRADE, total.....	39	7,332	37	250	x
Merchant wholesalers.....	29	5,205	28	208	x
Other types of wholesale.....	10	2,127	9	42	x
SELECTED SERVICE TRADES, ² /total.....	124	1,133	126	195	164
Personal services.....	85	770	88	155	130
All other service trades.....	39	363	38	40	34
HOTELS.....	7	363	6	73	69
AMUSEMENTS.....	12	429	9	71	x

x Not available.

¹/ Includes employees paid for less than the full workweek.

²/ See General Description on last page for changes from the 1939 Census of Business in the coverage of Service Trades.

Table 2.—CENSUS OF BUSINESS PRELIMINARY RESULTS FOR 1948 FOR CITIES OF 2,500 INHABITANTS OR MORE

CLINTON COUNTY, PA.

(Data omitted for trade groups where necessary to avoid disclosure)

City and trade group ¹	Number of establishments	1948 sales and receipts (Thousand dollars)	Active proprietors of unincorporated businesses Nov. 1948	Paid employees, workweek ended nearest Nov. 15, 1948	
				Total employees ²	Full workweek employees
Lock Haven:					
Retail trade.....	187	16,343	167	1,022	799
Wholesale trade.....	24	4,951	24	149	x
Selected service trades...	58	703	57	147	125
Renovo:					
Retail trade.....	74	2,882	73	164	122
Selected service trades...	26	112	29	12	8
Remainder of county: ^{3/}					
Retail trade.....	205	7,270	211	267	207
Wholesale trade.....	15	2,381	13	101	x
Selected service trades...	40	318	40	36	31

x Not available.

^{1/} See General Description on this page for changes from the 1939 Census of Business in the coverage of Service Trades.

^{2/} Includes employees paid for less than the full workweek.

^{3/} Includes figures for establishments, other than wholesale, not located in cities of 2,500 inhabitants or more, and wholesale establishments not located in cities of 5,000 inhabitants or more.

GENERAL DESCRIPTION OF PRELIMINARY RELEASES FOR THE 1948 CENSUS OF BUSINESS

This series of releases, of which one is planned for each county in the United States, presents preliminary results of the 1948 Census of Business. The information is based on reports submitted by business establishments for that Census. The figures shown are preliminary, and are subject to revision in the final Census publications, but the changes are expected to be relatively minor with respect to coverage. The final Census figures will be issued in a series of Business Census bulletins which will show additional detailed kind-of-business information for all places where there are a sufficient number of establishments.

The 1948 Census of Business was taken under the provision of the Act of June 19, 1948, which provides that the Business Census be taken for 1948 and for each fifth year thereafter. Previous Business Censuses were taken for the years 1929, 1933, 1935, and 1939.

Scope of the Census.—The 1948 Census of Business covered all establishments in the following trades, as defined by the Standard Industrial Classification Manual, May 1949 issue, of the Executive Office of the President: all retail trades; all wholesale trades; all service trades in the following four groups—personal services, business services, automobile repairs and services, and miscellaneous repair services; hotels; tourist courts and camps; and amusements, including motion picture theaters. Some important services not covered are radio broadcasting and television, medical and health, legal, educational, nonprofit, accounting, and domestic services.

This coverage is similar to that of the 1939 Business Census. However, "custom trades" and "services incidental to transportation," which are no longer included in the standard classification of the service trades, are not covered by the 1948 Census. In a number of localities, these exclusions as well as

other changes in the standard classification may have a considerable effect in comparing 1948 with 1939 data, particularly with respect to establishment count.

Establishment definition.—For Census purposes, a business establishment is defined to include only enterprises conducted from a recognizable place of business, provided that the annual sales were in excess of \$5,000 for a wholesale trade establishment and \$500 for establishments in other trades. A detailed analysis of coverage will be provided in future Census of Business publications.

"Number of establishments" is the number of separate business locations, rather than the number of business companies or organizations, since the Census figures represent information reported separately for each business location or establishment. The establishment count reflects the number of places in business at the end of 1948 excluding administrative and executive offices of multiunit organizations, and "chain store" warehouses.

Sales and receipts.—"1948 sales and receipts" represents sales of merchandise and receipts from repairs and other services to customers. The figures reflect deductions for returned goods and allowances, but not for trade-in allowances; they exclude sales and excise taxes collected from customers and paid directly to any taxing agency.

Proprietors.—"Active proprietors..." represents owners and partners of unincorporated businesses who devoted the major portion of their time to the business in November 1948.

Employment.—"Number of paid employees..." represents all employees on the pay roll for the pay period ending nearest November 15, 1948. "Full workweek" employees, whether regular or seasonal, are those who in the November 15 pay period were paid for working at least the number of hours typically worked in a week by employees of the reporting establishment.

1948 CENSUS OF BUSINESS

RETAIL, WHOLESALE, SERVICE TRADES

U. S. DEPARTMENT OF COMMERCE
BUREAU OF THE CENSUS

PRELIMINARY

For Release May 15, 1950

Release Series BC-1P-37-019

COLUMBIA COUNTY, PA.

Retail, wholesale, and service establishments located in Columbia County, Pennsylvania, showed a substantial expansion in dollar volume of trade from 1939 to 1948 according to preliminary figures from the 1948 Census of Business released today by the Bureau of the Census, U. S. Department of Commerce.

Retail sales in the county during 1948 aggregated \$40.4 million, an increase of 237 percent over the \$12.0 million in 1939, when the preceding Census of Business was taken. Wholesale sales in the county reached a total of \$8.9 million in 1948 as compared with \$3.2 million in 1939. The service trades included in the Census of Business recorded receipts totaling \$1.5 million in 1948 compared with \$0.4 million in 1939.

Employment in the county also rose over the 9-year period between 1939 and 1948 for the above trades. Establishments in these trades reported a combined total of 2,586 paid employees for the workweek ended nearest November 15, 1948. This compared with a total of 1,670 employees reported for the week of November 15, 1939.

These preliminary figures have been derived from a Census report on Columbia County, Pennsylvania, which also includes data for the cities of Berwick, Bloomsburg, and the part of the city of Ashland located in Columbia County. Final figures, superseding the preliminary data for Columbia County, will be included in a Bulletin for the State of Pennsylvania to be issued in several months. Similar data will be made available this year in preliminary and final form for each of the counties and States. A single copy of the preliminary release for Columbia County as well as an order blank for other area releases may be obtained by writing to the Bureau of the Census, Washington 25, D. C.

Table 1.—CENSUS OF BUSINESS PRELIMINARY RESULTS FOR 1948, BY TRADE GROUP

COLUMBIA COUNTY, PA.

Trade group and kind of business	Number of establishments	1948 sales and receipts (Thousand dollars)	Active proprietors of unincorporated businesses Nov. 1948	Paid employees, workweek ended nearest Nov. 15, 1948	
				Total employees ¹	Full workweek employees
RETAIL TRADE, total.....	736	40,395	742	2,162	1,622
Food group.....	235	10,446	228	363	274
Eating and drinking places.....	122	2,155	146	283	161
General merchandise grp, general stores	28	4,163	20	417	283
Apparel group.....	44	2,419	36	149	100
Furniture-home furnishgs-appliance grp	42	1,985	39	121	99
Automotive group.....	45	6,629	41	258	222
Gasoline service stations.....	88	1,839	94	70	57
Lumber-building-hardware group.....	46	4,384	52	259	237
Drug and proprietary stores.....	15	807	13	74	47
All other retail stores.....	71	5,568	73	168	142
WHOLESALE TRADE, total.....	41	8,918	40	246	x
Merchant wholesalers.....	32	5,899	36	200	x
Other types of wholesale.....	9	3,019	4	46	x
SELECTED SERVICE TRADES, ² /total.....	197	1,530	208	178	165
Personal services.....	130	1,020	138	140	131
All other service trades.....	67	510	70	38	34
HOTELS.....	7	409	6	100	82

x Not available.

1/ Includes employees paid for less than the full workweek.

2/ See General Description on last page for changes from the 1939 Census of Business in the coverage of Service Trades.

Table 2.—CENSUS OF BUSINESS PRELIMINARY RESULTS FOR 1948 FOR CITIES OF 2,500 INHABITANTS OR MORE

COLUMBIA COUNTY, PA.

(Data omitted for trade groups where necessary to avoid disclosure)

City and trade group ¹	Number of establishments	1948 sales and receipts (Thousand dollars)	Active proprietors of unincorporated businesses Nov. 1948	Paid employees, workweek ended nearest Nov. 15, 1948	
				Total employees ²	Full workweek employees
Ashland (part): Retail trade.....		Included with "Remainder of county."			
Berwick: Retail trade.....	218	14,373	214	752	574
Wholesale trade.....	11	2,041	14	84	x
Selected service trades...	65	416	68	66	62
Bloomsburg: Retail trade.....	177	14,884	165	916	667
Wholesale trade.....	16	4,352	12	92	x
Selected service trades...	66	534	70	83	76
Remainder of county: ^{3/} Retail trade.....	341	11,138	363	494	381
Wholesale trade.....	14	2,525	14	70	x
Selected service trades...	66	580	70	29	27

x. Not available.

1/ See General Description on this page for changes from the 1939 Census of Business in the coverage of Service Trades.

2/ Includes employees paid for less than the full workweek.

3/ Except as indicated above, includes figures for establishments, other than wholesale, not located in cities of 2,500 inhabitants or more, and wholesale establishments not located in cities of 5,000 inhabitants or more.

GENERAL DESCRIPTION OF PRELIMINARY RELEASES FOR THE 1948 CENSUS OF BUSINESS

This series of releases, of which one is planned for each county in the United States, presents preliminary results of the 1948 Census of Business. The information is based on reports submitted by business establishments for that Census. The figures shown are preliminary, and are subject to revision in the final Census publications, but the changes are expected to be relatively minor with respect to coverage. The final Census figures will be issued in a series of Business Census bulletins which will show additional detailed kind-of-business information for all places where there are a sufficient number of establishments.

The 1948 Census of Business was taken under the provision of the Act of June 19, 1948, which provides that the Business Censuses be taken for 1948 and for each fifth year thereafter. Previous Business Censuses were taken for the years 1929, 1938, 1945, and 1949.

Scope of the Census.—The 1948 Census of Business covered all establishments in the following trades, as defined by the Standard Industrial Classification Manual, May 1949 issue, of the Executive Office of the President: all retail trades; all wholesale trades; all service trades in the following four groups—personal services, business services, automobile repairs and services, and miscellaneous repair services; hotels; tourist courts and camps; and amusements, including motion picture theaters. Some important services not covered are radio broadcasting and television, medical and health, legal, educational, nonprofit, accounting, and domestic services.

This coverage is similar to that of the 1939 Business Census. However, "custom trades" and "services incidental to transportation," which are no longer included in the standard classification of the service trades, are not covered by the 1948 Census. In a number of localities, these exclusions as well as

other changes in the standard classification may have a considerable effect in comparing 1948 with 1939 data, particularly with respect to establishment count.

Establishment definition.—For Census purposes, a business establishment is defined to include only enterprises conducted from a recognizable place of business, provided that the annual sales were in excess of \$5,000 for a wholesale trade establishment and \$500 for establishments in other trades. A detailed analysis of coverage will be provided in future Censuses of Business publications.

"Number of establishments" is the number of separate business locations, rather than the number of business companies or organizations, since the Census figures represent information reported separately for each business location or establishment. The establishment count reflects the number of places in business at the end of 1948 excluding administrative and executive offices of multiunit organizations, and "chain store" warehouses.

Sales and receipts.—"1948 sales and receipts" represents sales of merchandise and receipts from repairs and other services to customers. The figures reflect deductions for returned goods and allowances, but not for trade-in allowances; they exclude sales and excise taxes collected from customers and paid directly to any taxing agency.

Proprietors.—"Active proprietors..." represents owners and partners of unincorporated businesses who devoted the major portion of their time to the business in November 1948.

Employment.—"Number of paid employees..." represents all employees on the pay roll for the pay period ending nearest November 15, 1948. "Full workweek" employees, whether regular or seasonal, are those who in the November 15 pay period were paid for working at least the number of hours typically worked in a week by employees of the reporting establishment.

1948 CENSUS OF BUSINESS

RETAIL, WHOLESALE, SERVICE TRADES

U. S. DEPARTMENT OF COMMERCE
BUREAU OF THE CENSUS

PRELIMINARY

For Release May 22, 1950

Release Series BC-1P-37-020

CRAWFORD COUNTY, PA.

Retail, wholesale, and service establishments located in Crawford County, Pennsylvania, showed a substantial expansion in dollar volume of trade from 1939 to 1948 according to preliminary figures from the 1948 Census of Business released today by the Bureau of the Census, U. S. Department of Commerce.

Retail sales in the county during 1948 aggregated \$69.9 million, an increase of 219 percent over the \$21.9 million in 1939, when the preceding Census of Business was taken. Wholesale sales in the county reached a total of \$18.9 million in 1948 as compared with \$3.8 million in 1939. The service trades included in the Census of Business recorded receipts totaling \$2.5 million in 1948 compared with \$0.8 million in 1939.

Employment in the county also rose over the 9-year period between 1939 and 1948 for the above trades. Establishments in these trades reported a combined total of 4,213 paid employees for the workweek ended nearest November 15, 1948. This compared with a total of 2,673 employees reported for the week of November 15, 1939.

These preliminary figures have been derived from a Census report on Crawford County, Pennsylvania, which also includes data for the cities of Meadville and Titusville. Final figures, superseding the preliminary data for Crawford County, will be included in a Bulletin for the State of Pennsylvania to be issued in several months. Similar data will be made available this year in preliminary and final form for each of the counties and States. A single copy of the preliminary release for Crawford County as well as an order blank for other area releases may be obtained by writing to the Bureau of the Census, Washington 25, D. C.

Table 1.—CENSUS OF BUSINESS PRELIMINARY RESULTS FOR 1948, BY TRADE GROUP

CRAWFORD COUNTY, PA.

Trade group and kind of business	Number of establishments	1948 sales and receipts (Thousand dollars)	Active proprietors of unincorporated businesses Nov. 1948	Paid employees, workweek ended nearest Nov. 15, 1948	
				Total employees ¹	Full workweek employees
RETAIL TRADE, total	943	69,887	955	3,427	2,763
Food group.....	233	16,189	229	499	353
Eating and drinking places.....	159	4,659	188	597	481
General merchandise group, general stores....	33	5,387	33	458	301
Apparel group.....	68	4,516	58	281	212
Furniture—home furnishings—appliance group...	44	2,855	52	160	148
Automotive group.....	64	12,774	63	473	441
Gasoline service stations.....	128	3,455	128	123	93
Lumber—building—hardware group.....	76	10,998	69	494	451
Drug and proprietary stores.....	24	1,273	24	97	71
All other retail stores.....	114	7,781	111	245	212
WHOLESALE TRADE, total	49	18,938	30	444	x
Merchant wholesalers.....	28	11,372	20	353	x
Other types of wholesale.....	21	7,566	10	91	x
SELECTED SERVICE TRADES, ^{2/} total	258	2,545	291	342	284
Personal services.....	163	1,450	187	248	207
Business services.....	7	47	6	16	11
Automotive repairs and services.....	61	735	69	57	46
Other repair service.....	27	313	29	21	20
HOTELS	23	1,116	22	173	160
TOURIST COURTS AND CAMPS	17	37	16	3	2
AMUSEMENTS	51	1,057	45	189	x

x Not available.

^{1/} Includes employees paid for less than the full workweek.

^{2/} See General Description on last page for changes from the 1939 Census of Business in the coverage of Service Trades.

Table 2.—CENSUS OF BUSINESS PRELIMINARY RESULTS FOR 1948 FOR CITIES OF 2,500 INHABITANTS OR MORE

CRAWFORD COUNTY, PA.

(Data omitted for trade groups where necessary to avoid disclosure)

City and trade group ¹	Number of establishments	1948 sales and receipts (Thousand dollars)	Active proprietors of unincorporated businesses Nov. 1948	Paid employees, workweek ended nearest Nov. 15, 1948	
				Total employees ²	Full workweek employees
Meadville:					
Retail trade.....	309	33,115	284	1,819	1,464
Wholesale trade.....	25	8,690	17	164	x
Selected service trades.....	113	1,313	135	211	174
Hotels.....	6	292	3	67	58
Amusements.....	13	511	14	142	x
Titusville:					
Retail trade.....	158	13,708	163	734	604
Wholesale trade.....	13	4,624	8	196	x
Selected service trades.....	38	441	39	67	63
Hotels.....		Included with "Remainder of county"			
Amusements.....		Included with "Remainder of county"			
Remainder of county:^{3/}					
Retail trade.....	476	23,064	508	874	695
Wholesale trade.....	11	5,624	5	84	x
Selected service trades.....	107	791	117	64	47
Hotels.....	17	824	19	106	102
Amusements.....	38	546	31	47	x

x Not available.

1/ See General Description on this page for changes from the 1939 Census of Business in the coverage in the coverage of Service Trades.

2/ Includes employees paid for less than the full workweek.

3/ Except as indicated above, includes figures for establishments, other than wholesale, not located in cities of 2,500 inhabitants or more, and wholesale establishments not located in cities of 5,000 inhabitants or more.

GENERAL DESCRIPTION OF PRELIMINARY RELEASES FOR THE 1948 CENSUS OF BUSINESS

This series of releases, of which one is planned for each county in the United States, presents preliminary results of the 1948 Census of Business. The information is based on reports submitted by business establishments for that Census. The figures shown are preliminary, and are subject to revision in the final Census publications, but the changes are expected to be relatively minor with respect to coverage. The final Census figures will be issued in a series of Business Census bulletins which will show additional detailed kind-of-business information for all places where there are a sufficient number of establishments.

The 1948 Census of Business was taken under the provision of the Act of June 19, 1948, which provides that the Business Census be taken for 1948 and for each fifth year thereafter. Previous Business Censuses were taken for the years 1929, 1933, 1936, and 1939.

Scope of the Census.—The 1948 Census of Business covered all establishments in the following trades, as defined by the Standard Industrial Classification Manual, May 1949 issue, of the Executive Office of the President: all retail trades; all wholesale trades; all service trades in the following four groups—personal services, business services, automobile repairs and services, and miscellaneous repair services; hotels; tourist courts and camps; and amusements, including motion picture theaters. Some important services not covered are radio broadcasting and television, medical and health, legal, educational, nonprofit, accounting, and domestic services.

This coverage is similar to that of the 1939 Business Census. However, "custom trades" and "services incidental to transportation," which are no longer included in the standard classification of the service trades, are not covered by the 1948 Census. In a number of localities, these exclusions as well as

other changes in the standard classification may have a considerable effect in comparing 1948 with 1939 data, particularly with respect to establishment count.

Establishment definition.—For Census purposes, a business establishment is defined to include only enterprises conducted from a recognizable place of business, provided that the annual sales were in excess of \$5,000 for a wholesale trade establishment and \$500 for establishments in other trades. A detailed analysis of coverage will be provided in future Censuses of Business publications.

"Number of establishments" is the number of separate business locations, rather than the number of business companies or organizations, since the Census figures represent information reported separately for each business location or establishment. The establishment count reflects the number of places in business at the end of 1948 excluding administrative and executive offices of multiunit organizations, and "chain store" warehouses.

Sales and receipts.—"1948 sales and receipts" represents sales of merchandise and receipts from repairs and other services to customers. The figures reflect deductions for returned goods and allowances, but not for trade-in allowances; they exclude sales and excise taxes collected from customers and paid directly to any taxing agency.

Proprietors.—"Active proprietors..." represents owners and partners of unincorporated businesses who devoted the major portion of their time to the business in November 1948.

Employment.—"Number of paid employees..." represents all employees on the pay roll for the pay period ending nearest November 15, 1948. "Full workweek" employees, whether regular or seasonal, are those who in the November 15 pay period were paid for working at least the number of hours typically worked in a week by employees of the reporting establishment.

1948 CENSUS OF BUSINESS

RETAIL, WHOLESALE, SERVICE TRADES

U. S. DEPARTMENT OF COMMERCE
BUREAU OF THE CENSUS

PRELIMINARY

For Release May 22, 1950

Release Series BC-1P- 37-021

CUMBERLAND COUNTY, PA.

Retail, wholesale, and service establishments located in Cumberland County, Pennsylvania, showed a substantial expansion in dollar volume of trade from 1939 to 1948 according to preliminary figures from the 1948 Census of Business released today by the Bureau of the Census, U. S. Department of Commerce.

Retail sales in the county during 1948 aggregated \$71.8 million, an increase of 249 percent over the \$20.6 million in 1939, when the preceding Census of Business was taken. Wholesale sales in the county reached a total of \$23.4 million in 1948 as compared with \$5.9 million in 1939. The service trades included in the Census of Business recorded receipts totaling \$3.0 million in 1948 compared with \$1.0 million in 1939.

Employment in the county also rose over the 9-year period between 1939 and 1948 for the above trades. Establishments in these trades reported a combined total of 4,870 paid employees for the workweek ended nearest November 15, 1948. This compared with a total of 2,806 employees reported for the week of November 15, 1939.

These preliminary figures have been derived from a Census report on Cumberland County, Pennsylvania, which also includes data for the cities of Camp Hill, Carlisle, Lemoyne, Mechanicsburg, New Cumberland and the part of the city of Shippensburg located in Cumberland county. Final figures, superseding the preliminary data for Cumberland County, will be included in a Bulletin for the State of Pennsylvania to be issued in several months. Similar data will be made available this year in preliminary and final form for each of the counties and States. A single copy of the preliminary release for Cumberland County as well as an order blank for other area releases may be obtained by writing to the Bureau of the Census, Washington 25, D. C.

Table 1.—CENSUS OF BUSINESS PRELIMINARY RESULTS FOR 1948, BY TRADE GROUP
CUMBERLAND COUNTY, PA.

Trade group and kind of business	Number of establishments	1948 sales and receipts (Thousand dollars)	Active proprietors of unincorporated businesses Nov. 1948	Paid employees, workweek ended nearest Nov. 15, 1948	
				Total employees ¹	Full workweek employees
RETAIL TRADE, total.....	1,008	71,803	970	3,828	2,992
Food group.....	324	17,824	328	697	468
Eating and drinking places.....	145	5,513	151	771	615
General merchandise group, general stores....	27	4,007	14	403	232
Apparel group.....	59	2,830	41	192	109
Furniture-home furnishings-appliance group...	63	3,613	66	170	158
Automotive group.....	67	12,986	53	525	497
Gasoline service stations.....	135	7,136	149	348	309
Lumber-building-hardware group.....	41	6,606	45	225	203
Drug and proprietary stores.....	33	2,023	27	184	120
All other retail stores.....	114	9,265	96	313	281
WHOLESALE TRADE, total.....	44	23,393	29	653	x
Merchant wholesalers.....	33	16,080	21	557	x
Other types of wholesaler.....	11	7,313	8	96	x
SELECTED SERVICE TRADES, ² total.....	281	3,012	306	389	350
Personal services.....	157	1,594	168	260	237
Business services.....	11	200	9	24	24
Automotive repairs and services.....	72	726	82	52	42
Other repair services.....	41	492	47	53	47
HOTELS.....	14	750	13	144	124
TOURIST COURTS AND CAMPS.....	9	138	11	17	13
AMUSEMENTS.....	24	885	23	148	x

x Not available.

1/ Includes employees paid for less than the full workweek.

2/ See General Description on last page for changes from the 1939 Census of Business in the coverage of Service Trades.

Table 2.—CENSUS OF BUSINESS PRELIMINARY RESULTS FOR 1948 FOR CITIES OF 2,500 INHABITANTS OR MORE
CUMBERLAND COUNTY, PA.

(Data omitted for trade groups where necessary to avoid disclosure)

City and trade group ¹	Number of establishments	1948 sales and receipts (Thousand dollars)	Active proprietors of unincorporated businesses Nov. 1948	Paid employees, workweek ended nearest Nov. 15, 1948	
				Total employees ²	Full workweek employees
Camp Hill:					
Retail trade.....	31	1,780	30	118	103
Selected service trades.....	6	73	7	9	9
Carlisle:					
Retail trade.....	299	22,502	261	1,406	1,053
Wholesale trade.....	15	4,557	13	104	x
Selected service trades.....	92	1,009	100	150	144
Lemoyne:					
Retail trade.....	55	8,202	50	362	306
Selected service trades.....	26	324	29	38	36
Mechanicsburg:					
Retail trade.....	96	6,423	86	348	254
Wholesale trade.....	8	5,057	2	98	x
Selected service trades.....	29	358	33	53	44
New Cumberland:					
Retail trade.....	57	4,401	57	220	164
Selected service trades.....	15	154	17	23	21
Shippensburg, (part):					
Retail trade.....	89	7,640	87	450	327
Wholesale trade.....		Included with "Remainder of county"			
Selected service trades.....	25	234	26	29	28
Remainder of county: ^{2/}					
Retail trade.....	381	20,855	399	924	785
Wholesale trade.....	21	13,779	14	451	x
Selected service trades.....	88	860	94	87	68

x Not available.

1/ See General Description on this page for changes from the 1939 Census of Business in the coverage of Service Trades.

2/ Includes employees paid for less than the full workweek.

3/ Except as indicated above, includes figures for establishments, other than wholesale, not located in cities of 2,500 inhabitants or more, and wholesale establishments not located in cities of 5,000 inhabitants or more.

GENERAL DESCRIPTION OF PRELIMINARY RELEASES FOR THE 1948 CENSUS OF BUSINESS

This series of releases, of which one is planned for each county in the United States, presents preliminary results of the 1948 Census of Business. The information is based on reports submitted by business establishments for that Census. The figures shown are preliminary, and are subject to revision in the final Census publications, but the changes are expected to be relatively minor with respect to coverage. The final Census figures will be issued in a series of Business Census bulletins which will show additional detailed kind-of-business information for all places where there are a sufficient number of establishments.

The 1948 Census of Business was taken under the provision of the Act of June 19, 1948, which provides that the Business Census be taken for 1948 and for each fifth year thereafter. Previous Business Censuses were taken for the years 1929, 1933, 1935, and 1939.

Scope of the Census.—The 1948 Census of Business covered all establishments in the following trades, as defined by the Standard Industrial Classification Manual, May 1949 issue, of the Executive Office of the President: all retail trades; all wholesale trades; all service trades in the following four groups—personal services, business services, automobile repairs and services, and miscellaneous repair services; hotels; tourist courts and camps; and amusements, including motion picture theaters. Some important services not covered are radio broadcasting and television, medical and health, legal, educational, nonprofit, accounting, and domestic services.

This coverage is similar to that of the 1939 Business Census. However, "custom trades" and "services incidental to transportation," which are no longer included in the standard classification of the service trades, are not covered by the 1948 Census. In a number of localities, these exclusions as well as

other changes in the standard classification may have a considerable effect in comparing 1948 with 1939 data, particularly with respect to establishment count.

Establishment definition.—For Census purposes, a business establishment is defined to include only enterprises conducted from a recognizable place of business, provided that the annual sales were in excess of \$5,000 for a wholesale trade establishment and \$500 for establishments in other trades. A detailed analysis of coverage will be provided in future Census of Business publications.

"Number of establishments" is the number of separate business locations, rather than the number of business companies or organizations, since the Census figures represent information reported separately for each business location or establishment. The establishment count reflects the number of places in business at the end of 1948 excluding administrative and executive offices of multiunit organizations, and "chain store" warehouses.

Sales and receipts.—"1948 sales and receipts" represents sales of merchandise and receipts from repairs and other services to customers. The figures reflect deductions for returned goods and allowances, but not for trade-in allowances; they exclude sales and excise taxes collected from customers and paid directly to any taxing agency.

Proprietors.—"Active proprietors..." represents owners and partners of unincorporated businesses who devoted the major portion of their time to the business in November 1948.

Employment.—"Number of paid employees..." represents all employees on the pay roll for the pay period ending nearest November 15, 1948. "Full workweek" employees, whether regular or seasonal, are those who in the November 15 pay period were paid for working at least the number of hours typically worked in a week by employees of the reporting establishment.

1948 CENSUS OF BUSINESS

RETAIL, WHOLESALE, SERVICE TRADES

U. S. DEPARTMENT OF COMMERCE
BUREAU OF THE CENSUS

PRELIMINARY

For Release May 22, 1950

Release Series BC-1P-37-022

DAUPHIN COUNTY, PA.

Retail, wholesale, and service establishments located in Dauphin County, Pennsylvania, showed a substantial expansion in dollar volume of trade from 1939 to 1948 according to preliminary figures from the 1948 Census of Business released today by the Bureau of the Census, U. S. Department of Commerce.

Retail sales in the county during 1948 aggregated \$192.9 million, an increase of 188 percent over the \$67.0 million sales in 1939, when the preceding Census of Business was taken. Wholesale sales volume in the county showed a 368 percent rise over the same period, reaching a total of \$262.0 million in 1948 as compared with \$56.0 million in 1939. The service trades included in the Census of Business reported receipts totaling \$11.4 million in 1948 compared with \$4.6 million in 1939. Hotel receipts moved from \$2.6 million in 1939 to \$5.4 million in 1948. Amusement businesses in the county recorded receipts of \$4.2 million in 1948. No comparable figure for 1939 is available.

Employment in the county also rose over the 9-year period between 1939 and 1948 for the trades covered by the Census of Business. Retail trade establishments reported 11,883 paid employees for the workweek ended nearest November 15, 1948. Of these, 9,655 worked the full week, and the remainder part of the week. The comparable total and full workweek figures for 1939 were 8,714 and 7,080. Wholesale trade establishments reported a total of 4,532 full- and part-week employees for the week of November 15, 1948, compared with 2,716 for the same week in 1939. For the selected service trades, November 15, 1948, paid employees numbered 1,933; the comparable figure for 1939, adjusted for change in scope between the two Censuses, was 1,527.

These preliminary figures have been derived from a Census report on Dauphin County, Pennsylvania. The report also contains data for the cities of Harrisburg, Hummelstown, Lykens, Middletown, Millersburg, Penbrook, Steelton, and Williamstown.

Final figures, superseding the preliminary data for Dauphin County, will be included in a Bulletin for the State of Pennsylvania to be issued in several months. Similar data will be made available this year in preliminary and final form for each of the counties and States. A single copy of the preliminary release for Dauphin County as well as an order blank for other area releases may be obtained by writing to the Bureau of the Census, Washington 25, D. C.

41643

Table 1.—CENSUS OF BUSINESS PRELIMINARY RESULTS FOR 1948, BY TRADE GROUP

DAUPHIN COUNTY, PA.

Trade group and kind of business	Number of establishments	1948 sales and receipts (Thousand dollars)	Active proprietors of unincorporated businesses Nov. 1948	Paid employees, workweek ended nearest Nov. 15, 1948	
				Total employees ¹	Full workweek employees
RETAIL TRADE, total.....	2,631	192,893	2,458	11,883	9,655
Food group.....	1,002	42,043	927	1,598	1,199
Eating and drinking places.....	479	15,510	515	2,189	1,775
General merchandise grp, general stores	50	28,399	31	2,593	1,944
Apparel group.....	201	20,690	153	1,258	1,034
Furniture-home furnishings-appliance grp	111	12,141	87	847	819
Automotive group.....	100	29,156	91	939	899
Gasoline service stations.....	205	7,199	205	361	266
Lumber-building-hardware group.....	74	11,301	71	570	547
Drug and proprietary stores.....	104	6,812	98	560	352
All other retail stores.....	305	19,642	280	968	820
WHOLESALE TRADE, total.....	317	262,005	160	4,532	x
Merchant wholesalers, total.....	216	128,507	145	2,952	x
Groceries, foods.....	35	25,597	36	421	x
Dry Goods, apparel.....	5	324	4	9	x
Hardware, elec'l, plum'g and heat'g.	18	19,472	6	365	x
Mach'y, equip't, industrial supplies	32	9,506	21	346	x
Automotive parts, accessories.....	25	8,373	11	373	x
All other merchant wholesalers.....	101	65,235	67	1,438	x
Manufact'rs' sales branches, offices..	67	98,944	3	1,307	x
Petroleum bulk plants, terminals.....	17	20,692	3	219	x
Other types of wholesale.....	17	13,862	9	54	x
SELECTED SERVICE TRADES, ^{2/} total.....	897	11,350	919	1,933	1,674
Personal services.....	597	6,268	614	1,288	1,130
Business services.....	61	1,868	52	289	228
Automotive repairs and services.....	126	2,216	132	262	233
Other repair services.....	113	998	121	94	83
HOTELS.....	30	5,421	26	1,125	978
TOURIST COURTS AND CAMPS.....	15	104	14	11	8
AMUSEMENTS.....	60	4,204	30	754	x

x Not available.

^{1/} Includes employees paid for less than the full workweek.^{2/} See General Description on last page for changes from the 1939 Census of Business in the coverage of Service Trades.

Table 2.—CENSUS OF BUSINESS PRELIMINARY RESULTS FOR 1948 FOR CITIES OF 2,500 INHABITANTS OR MORE

DAUPHIN COUNTY, PA.

(Data omitted for trade groups where necessary to avoid disclosure)

City and trade group ¹	Number of establishments	1948 sales and receipts (Thousand dollars)	Active proprietors of unincorporated businesses Nov. 1948	Paid employees, workweek ended nearest Nov. 15, 1948	
				Total employees ²	Full workweek employees
Harrisburg:					
Retail trade.....	1,525	140,488	1,346	9,144	7,507
Wholesale trade.....	272	234,974	137	4,113	x
Selected service trades...	604	8,405	612	1,532	1,306
Hummelstown:					
Retail trade.....	61	4,262	55	212	158
Selected service trades...	19	142	21	9	6
Lykens:					
Retail trade.....	56	2,300	47	113	93
Selected service trades...	15	51	15	11	11
Middletown:					
Retail trade.....	118	6,001	108	337	248
Wholesale trade.....	Included with "Remainder of county"				
Selected service trades...	38	393	39	27	23
Millersburg:					
Retail trade.....	69	3,064	68	141	107
Selected service trades...	24	150	28	10	9
Penbrook:					
Retail trade.....	38	2,878	47	135	106
Selected service trades...	20	324	20	69	64
Steelton:					
Retail trade.....	160	8,093	157	359	281
Wholesale trade.....	6	500	3	23	x
Selected service trades...	56	450	59	41	37
Williamstown:					
Retail trade.....	53	1,305	48	51	30
Selected service trades...	20	60	21	-	-
Remainder of county: ^{3/}					
Retail trade.....	551	24,502	582	1,391	1,125
Wholesale trade.....	39	26,531	20	396	x
Selected service trades...	101	1,375	104	234	218
Tourist courts and camps..	15	104	14	11	8

x Not available.

1/ See General Description on last page for changes from the 1939 Census of Business in the coverage of Service Trades.

2/ Includes employees paid for less than the full workweek.

3/ Except as indicated above, includes figures for establishments, other than wholesale, not located in cities of 2,500 inhabitants or more, and wholesale establishments not located in cities of 5,000 inhabitants or more.

GENERAL DESCRIPTION OF PRELIMINARY RELEASES FOR THE 1948 CENSUS OF BUSINESS

This series of releases, of which one is planned for each county in the United States, presents preliminary results of the 1948 Census of Business. The information is based on reports submitted by business establishments for that Census. The figures shown are preliminary, and are subject to revision in the final Census publications, but the changes are expected to be relatively minor with respect to coverage. The final Census figures will be issued in a series of Business Census bulletins which will show additional detailed kind-of-business information for all places where there are a sufficient number of establishments.

The 1948 Census of Business was taken under the provision of the Act of June 19, 1948, which provides that the Business Census be taken for 1948 and for each fifth year thereafter. Previous Business Censuses were taken for the years 1929, 1933, 1935, and 1939.

Scope of the Census.—The 1948 Census of Business covered all establishments in the following trades, as defined by the Standard Industrial Classification Manual, May 1949 issue, of the Executive Office of the President: all retail trades; all wholesale trades; all service trades in the following four groups—personal services, business services, automobile repairs and services, and miscellaneous repair services; hotels; tourist courts and camps; and amusements, including motion picture theaters. Some important services not covered are radio broadcasting and television, medical and health, legal, educational, nonprofit, accounting, and domestic services.

This coverage is similar to that of the 1939 Business Census. However, "custom trades" and "services incidental to transportation," which are no longer included in the standard classification of the service trades, are not covered by the 1948 Census. In a number of localities, these exclusions as well as other changes in the standard classification may have a considerable effect in comparing

1948 with 1939 data, particularly with respect to establishment count.

Establishment definition.—For Census purposes, a business establishment is defined to include only enterprises conducted from a recognizable place of business, provided that the annual sales were in excess of \$5,000 for a wholesale trade establishment and \$500 for establishments in other trades. A detailed analysis of coverage will be provided in future Census of Business publications.

"Number of establishments" is the number of separate business locations, rather than the number of business companies or organizations, since the Census figures represent information reported separately for each business location or establishment. The establishment count reflects the number of places in business at the end of 1948 excluding administrative and executive offices of multiunit organizations, and "chain store" warehouses.

Sales and receipts.—"1948 sales and receipts" represents sales of merchandise and receipts from repairs and other services to customers. The figures reflect deductions for returned goods and allowances, but not for trade-in allowances; they exclude sales and excise taxes collected from customers and paid directly to any taxing agency.

Proprietors.—"Active proprietors..." represents owners and partners of unincorporated businesses who devoted the major portion of their time to the business in November 1948.

Employment.—"Number of paid employees..." represents all employees on the pay roll for the pay period ending nearest November 15, 1948. "Full workweek" employees, whether regular or seasonal, are those who in the November 15 pay period were paid for working at least the number of hours typically worked in a week by employees of the reporting establishment.

1948 CENSUS OF BUSINESS

RETAIL, WHOLESALE, SERVICE TRADES

U. S. DEPARTMENT OF COMMERCE
BUREAU OF THE CENSUS

PRELIMINARY

For Release May 29, 1950

Release Series BC-1P- 37-023

DELAWARE COUNTY, PA.

Retail, wholesale, and service establishments located in Delaware County, Pennsylvania, showed a substantial expansion in dollar volume of trade from 1939 to 1948 according to preliminary figures from the 1948 Census of Business released today by the Bureau of the Census, U. S. Department of Commerce.

Retail sales in the county during 1948 aggregated \$291.5 million, an increase of 220 percent over the \$91.1 million sales in 1939, when the preceding Census of Business was taken. Wholesale sales volume in the county showed a 390 percent rise over the same period, reaching a total of \$86.8 million in 1948 as compared with \$17.7 million in 1939. The service trades included in the Census of Business reported receipts totaling \$16.4 million in 1948 compared with \$5.1 million in 1939. Amusement businesses in the county recorded receipts of \$4.8 million in 1948. No comparable figure for 1939 is available.

Employment in the county also rose over the 9-year period between 1939 and 1948 for the trades covered by the Census of Business. Retail trade establishments reported 15,031 paid employees for the workweek ended nearest November 15, 1948. Of these, 11,707 worked the full week, and the remainder part of the week. The comparable total and full workweek figures for 1939 were 9,986 and 8,012. Wholesale trade establishments reported a total of 1,701 full- and part-week employees for the week of November 15, 1948, compared with 684 for the same week in 1939. For the selected service trades, November 15, 1948, paid employees numbered 2,700; the comparable figure for 1939, adjusted for change in scope between the two Censuses, was 1,465.

These preliminary figures have been derived from a Census report on Delaware County, Pennsylvania. The report also contains data for seventeen cities of 2,500 inhabitants or more located in Delaware County.

Final figures, superseding the preliminary data for Delaware County, will be included in a Bulletin for the State of Pennsylvania to be issued in several months. Similar data will be made available this year in preliminary and final form for each of the counties and States. A single copy of the preliminary release for Delaware County as well as an order blank for other area releases may be obtained by writing to the Bureau of the Census, Washington 25, D. C.

91891

Table 1.—CENSUS OF BUSINESS PRELIMINARY RESULTS FOR 1948, BY TRADE GROUP
DELAWARE COUNTY, PA.

Trade group and kind of business	Number of establishments	1948 sales and receipts (Thousand dollars)	Active proprietors of unincorporated businesses Nov. 1948	Paid employees, workweek ended nearest Nov. 15, 1948	
				Total employees ¹	Full workweek employees
RETAIL TRADE, total.....	3,746	291,504	3,776	15,031	11,707
Food group.....	1,091	86,470	1,051	2,972	2,286
Eating and drinking places.....	809	24,651	927	2,988	2,375
General merchandise grp, general stores	84	20,752	67	1,815	1,061
Apparel group.....	289	24,388	257	1,290	976
Furniture-home furnishgs-appliance grp	160	15,463	175	806	736
Automotive group.....	125	45,438	103	1,426	1,398
Gasoline service stations.....	361	12,930	377	717	514
Lumber-building-hardware group.....	134	17,063	122	800	735
Drug and proprietary stores.....	187	10,926	186	804	442
All other retail stores.....	506	33,423	511	1,413	1,184
WHOLESALE TRADE, total.....	184	86,828	146	1,701	x
Merchant wholesalers, total.....	138	41,156	117	1,240	x
Groceries, foods.....	20	6,013	25	220	x
Hardware, elec'l, plum'g and heat'g.	16	3,821	9	99	x
Waste materials dealers.....	21	2,038	17	90	x
All other merchant wholesalers.....	81	29,284	66	831	x
Agents, brokers (merchandise).....	25	9,009	28	54	x
Other types of wholesale.....	21	36,663	1	407	x
SELECTED SERVICE TRADES, ^{2/} total.....	1,328	16,096	1,423	2,700	2,409
Personal services.....	943	10,685	991	2,100	1,886
Business services.....	50	1,105	47	167	149
Automotive repairs and services.....	192	2,655	219	260	229
Other repair services.....	143	1,651	166	173	145
HOTELS.....	17	1,077	16	230	205
AMUSEMENTS.....	77	4,848	63	857	x

x Not available.

^{1/} Includes employees paid for less than the full workweek.

^{2/} See General Description on last page for changes from the 1939 Census of Business in the coverage of Service Trades.

91891

Table 2.—CENSUS OF BUSINESS PRELIMINARY RESULTS FOR 1948 FOR CITIES OF 2,500 INHABITANTS OR MORE

DELAWARE COUNTY, PA.

(Data omitted for trade groups where necessary to avoid disclosure)

City and trade group ¹	Number of establishments	1948 sales and receipts (Thousand dollars)	Active proprietors of unincorporated businesses Nov. 1948	Paid employees, workweek ended nearest Nov. 15, 1948	
				Total employees ²	Full workweek employees
Chester:					
Retail trade.....	1,113	81,334	1,114	4,217	3,420
Wholesale trade.....	63	43,075	52	922	x
Selected service trades....	402	4,470	435	692	636
Hotels.....	10	512	10	108	91
Amusements.....	26	1,718	12	359	x
Clifton Heights:					
Retail trade.....	88	4,998	93	202	159
Selected service trades....	27	241	30	26	20
Collingdale:					
Retail trade.....	109	3,952	110	172	104
Selected service trades....	37	167	40	13	8
Darby:					
Retail trade.....	155	13,573	143	669	505
Wholesale trade.....	5	379	1	19	x
Selected service trades....	56	464	68	54	43
East Lansdowne:					
Retail trade.....	33	2,958	33	89	72
Selected service trades....	18	301	21	41	39
Glenolden:					
Retail trade.....	47	2,495	44	144	128
Haverford: (twp.)					
Retail trades.....	169	12,142	194	528	388
Wholesale trade.....	8	921	10	29	x
Selected service trades....	87	1,064	96	187	150
Lansdowne:					
Retail trade.....	93	9,049	80	434	362
Wholesale trade.....	16	9,162	9	107	x
Selected service trades....	37	505	43	56	40
Marcus Hook:					
Retail trade.....	99	5,261	117	307	254
Selected service trades....	30	254	34	23	18
Media:					
Retail trade.....	123	11,309	116	547	464
Selected service trades....	43	699	48	106	87
Norwood:					
Retail trade.....	32	1,826	32	73	54
Prospect Park:					
Retail trade.....	59	4,561	64	237	190
Selected service trades....	21	192	22	29	28
Ridley Park:					
Retail trade.....	24	1,811	23	70	47
Sharon Hill:					
Retail trade.....	48	1,776	46	154	110
Selected service trades....	11	67	12	9	6
Swarthmore:					
Retail trade.....	31	2,772	33	162	132
Selected service trades....	11	108	13	20	19

Table 2.—CENSUS OF BUSINESS PRELIMINARY RESULTS FOR 1948 FOR CITIES OF 2,500 INHABITANTS OR MORE
DELAWARE COUNTY, PA.

(Data omitted for trade groups where necessary to avoid disclosure)

City and trade group ¹	Number of establishments	1948 sales and receipts (Thousand dollars)	Active proprietors of unincorporated businesses Nov. 1948	Paid employees, workweek ended nearest Nov. 15, 1948	
				Total employees ²	Full workweek employees
Upper Darby: (twp.)					
Retail trade.....	629	72,648	590	4,000	2,987
Wholesale trade.....	39	13,094	32	314	x
Selected service trades....	256	4,332	255	901	823
Amusements.....	14	1,586	10	229	x
Yeadon:					
Retail trade.....	62	2,862	71	117	91
Selected service trades....	20	132	21	23	21
Remainder of county: ^{3/}					
Retail trade.....	832	56,177	873	2,909	2,240
Wholesale trade.....	45	19,446	38	273	x
Selected service trades....	230	2,446	243	390	351
Amusements.....	15	432	26	72	x

x Not available.

^{1/} See General Description on this page for changes from the 1939 Census of Business in the coverage of Service Trades.

^{2/} Includes employees paid for less than the full workweek.

^{3/} Includes figures for establishments, other than wholesale, not located in cities of 2,500 inhabitants or more, and wholesale establishments not located in cities of 5,000 inhabitants or more.

GENERAL DESCRIPTION OF PRELIMINARY RELEASES FOR THE 1948 CENSUS OF BUSINESS

This series of releases, of which one is planned for each county in the United States, presents preliminary results of the 1948 Census of Business. The information is based on reports submitted by business establishments for that Census. The figures shown are preliminary, and are subject to revision in the final Census publications, but the changes are expected to be relatively minor with respect to coverage. The final Census figures will be issued in a series of Business Census bulletins which will show additional detailed kind-of-business information for all places where there are a sufficient number of establishments.

The 1948 Census of Business was taken under the provision of the Act of June 19, 1948, which provides that the Business Census be taken for 1948 and for each fifth year thereafter. Previous Business Censuses were taken for the years 1929, 1933, 1936, and 1939.

Scope of the Census.—The 1948 Census of Business covered all establishments in the following trades, as defined by the Standard Industrial Classification Manual, May 1949 issue, of the Executive Office of the President: all retail trades; all wholesale trades; all service trades in the following four groups—personal services, business services, automobile repairs and services, and miscellaneous repair services; hotels; tourist courts and camps; and amusements, including motion picture theaters. Some important services not covered are radio broadcasting and television, medical and health, legal, educational, nonprofit, accounting, and domestic services.

This coverage is similar to that of the 1939 Business Census. However, "custom trades" and "services incidental to transportation," which are no longer included in the standard classification of the service trades, are not covered by the 1948 Census. In a number of localities, these exclusions as well as

other changes in the standard classification may have a considerable effect in comparing 1948 with 1939 data, particularly with respect to establishment count.

Establishment definition.—For Census purposes, a business establishment is defined to include only enterprises conducted from a recognizable place of business, provided that the annual sales were in excess of \$5,000 for a wholesale trade establishment and \$500 for establishments in other trades. A detailed analysis of coverage will be provided in future Censuses of Business publications.

"Number of establishments" is the number of separate business locations, rather than the number of business companies or organizations, since the Census figures represent information reported separately for each business location or establishment. The establishment count reflects the number of places in business at the end of 1948 excluding administrative and executive offices of multiunit organizations, and "chain store" warehouses.

Sales and receipts.—"1948 sales and receipts" represents sales of merchandise and receipts from repairs and other services to customers. The figures reflect deductions for returned goods and allowances, but not for trade-in allowances; they exclude sales and excise taxes collected from customers and paid directly to any taxing agency.

Proprietors.—"Active proprietors..." represents owners and partners of unincorporated businesses who devoted the major portion of their time to the business in November 1948.

Employment.—"Number of paid employees..." represents all employees on the pay roll for the pay period ending nearest November 15, 1948. "Full workweek" employees, whether regular or seasonal, are those who in the November 15 pay period were paid for working at least the number of hours typically worked in a week by employees of the reporting establishment.

1948 CENSUS OF BUSINESS

RETAIL, WHOLESALE, SERVICE TRADES

U. S. DEPARTMENT OF COMMERCE
BUREAU OF THE CENSUS

PRELIMINARY

For Release May 22, 1950

Release Series BC-1P-37-024

ELK COUNTY, PA.

Retail, wholesale, and service establishments located in Elk County, Pennsylvania, showed a substantial expansion in dollar volume of trade from 1939 to 1948 according to preliminary figures from the 1948 Census of Business released today by the Bureau of the Census, U. S. Department of Commerce.

Retail sales in the county during 1948 aggregated \$20.5 million, an increase of 170 percent over the \$7.6 million in 1939, when the preceding Census of Business was taken. Wholesale sales in the county reached a total of \$3.4 million in 1948 as compared with \$2.0 million in 1939. The service trades included in the Census of Business recorded receipts totaling \$819,000 in 1948 compared with \$245,000 in 1939.

Employment in the county also rose over the 9-year period between 1939 and 1948 for the above trades. Establishments in these trades reported a combined total of 1,298 paid employees for the workweek ended nearest November 15, 1948. This compared with a total of 868 employees reported for the week of November 15, 1939.

These preliminary figures have been derived from a Census report on Elk County, Pennsylvania, which also includes data for the cities of Johnsonburg, Ridgway, and St. Marys. Final figures, superseding the preliminary data for Elk County, will be included in a Bulletin for the State of Pennsylvania to be issued in several months. Similar data will be made available this year in preliminary and final form for each of the counties and States. A single copy of the preliminary release for Elk County as well as an order blank for other area releases may be obtained by writing to the Bureau of the Census, Washington 25, D. C.

Table 1.—CENSUS OF BUSINESS PRELIMINARY RESULTS FOR 1948, BY TRADE GROUP

ELK COUNTY, PA.

Trade group and kind of business	Number of establishments	1948 sales and receipts (Thousand dollars)	Active proprietors of unincorporated businesses Nov. 1948	Paid employees, workweek ended nearest Nov. 15, 1948	
				Total employees ¹	Full workweek employees
RETAIL TRADE, total.....	431	20,546	446	1,108	841
Food group.....	133	7,214	140	245	184
Eating and drinking places.....	71	1,430	79	152	96
General merchandise grp, general stores.	20	1,892	20	184	134
Apparel group.....	34	1,776	33	102	72
Furniture-home furnishgs-appliance grp.	29	1,154	25	58	53
Automotive group.....	27	3,216	27	124	121
Gasoline service stations.....	48	1,098	51	50	39
Lumber-building-hardware group.....	15	742	19	81	61
Drug and proprietary stores.....	9	674	7	50	36
All other retail stores.....	45	1,350	45	62	45
WHOLESALE TRADE.....	21	3,449	24	107	x
SELECTED SERVICE TRADES, ² /total.....	107	819	111	83	68
Personal services.....	79	469	83	51	42
All other service trades.....	28	350	28	32	26
HOTELS.....	7	395	7	88	74
AMUSEMENTS.....	10	357	5	51	x

x Not available.

¹/ Includes employees paid for less than the full workweek.

²/ See General Description on last page for changes from the 1939 Census of Business in the coverage of Service Trades.

Table 2.—CENSUS OF BUSINESS PRELIMINARY RESULTS FOR 1948 FOR CITIES OF 2,500 INHABITANTS OR MORE

ELK COUNTY, PA.

(Data omitted for trade groups where necessary to avoid disclosure)

City and trade group ¹	Number of establishments	1948 sales and receipts (Thousand dollars)	Active proprietors of unincorporated businesses Nov. 1948	Paid employees, workweek ended nearest Nov. 15, 1948	
				Total employees ²	Full workweek employees
Johnsonburg:					
Retail trade.....	75	3,406	83	175	138
Selected service trades....	18	104	19	21	21
Ridgway:					
Retail trade.....	77	5,650	76	384	289
Wholesale trade.....	8	1,027	11	20	x
Selected service trades....	32	260	36	18	16
St. Marys:					
Retail trade.....	159	8,877	154	482	374
Wholesale trade.....	6	1,429	5	39	x
Selected service trades....	47	328	47	33	26
Remainder of county: ^{3/}					
Retail trade.....	120	2,613	133	67	40
Wholesale trade.....	7	993	8	48	x
Selected service trades....	10	127	9	11	5

x Not available.

1/ See General Description on this page for changes from the 1939 Census of Business in the coverage of Service Trades.

2/ Includes employees paid for less than the full workweek.

3/ Includes figures for establishments, other than wholesale, not located in cities of 2,500 inhabitants or more, and wholesale establishments not located in cities of 5,000 inhabitants or more.

GENERAL DESCRIPTION OF PRELIMINARY RELEASES FOR THE 1948 CENSUS OF BUSINESS

This series of releases, of which one is planned for each county in the United States, presents preliminary results of the 1948 Census of Business. The information is based on reports submitted by business establishments for that Census. The figures shown are preliminary, and are subject to revision in the final Census publications, but the changes are expected to be relatively minor with respect to coverage. The final Census figures will be issued in a series of Business Census bulletins which will show additional detailed kind-of-business information for all places where there are a sufficient number of establishments.

The 1948 Census of Business was taken under the provision of the Act of June 19, 1948, which provides that the Business Census be taken for 1948 and for each fifth year thereafter. Previous Business Censuses were taken for the years 1929, 1933, 1935, and 1939.

Scope of the Census.—The 1948 Census of Business covered all establishments in the following trades, as defined by the Standard Industrial Classification Manual, May 1949 issue, of the Executive Office of the President: all retail trades; all wholesale trades; all service trades in the following four groups—personal services, business services, automobile repairs and services, and miscellaneous repair services; hotels; tourist courts and camps; and amusements, including motion picture theaters. Some important services not covered are radio broadcasting and television, medical and health, legal, educational, nonprofit, accounting, and domestic services.

This coverage is similar to that of the 1939 Business Census. However, "custom trades" and "services incidental to transportation," which are no longer included in the standard classification of the service trades, are not covered by the 1948 Census. In a number of localities, these exclusions as well as

other changes in the standard classification may have a considerable effect in comparing 1948 with 1939 data, particularly with respect to establishment count.

Establishment definition.—For Census purposes, a business establishment is defined to include only enterprises conducted from a recognizable place of business, provided that the annual sales were in excess of \$5,000 for a wholesale trade establishment and \$500 for establishments in other trades. A detailed analysis of coverage will be provided in future Census of Business publications.

"Number of establishments" is the number of separate business locations, rather than the number of business companies or organizations, since the Census figures represent information reported separately for each business location or establishment. The establishment count reflects the number of places in business at the end of 1948 excluding administrative and executive offices of multiunit organizations, and "chain store" warehouses.

Sales and receipts.—"1948 sales and receipts" represents sales of merchandise and receipts from repairs and other services to customers. The figures reflect deductions for returned goods and allowances, but not for trade-in allowances; they exclude sales and excise taxes collected from customers and paid directly to any taxing agency.

Proprietors.—"Active proprietors..." represents owners and partners of unincorporated businesses who devoted the major portion of their time to the business in November 1948.

Employment.—"Number of paid employees..." represents all employees on the pay roll for the pay period ending nearest November 15, 1948. "Full workweek" employees, whether regular or seasonal, are those who in the November 15 pay period were paid for working at least the number of hours typically worked in a week by employees of the reporting establishment.

1948 CENSUS OF BUSINESS

RETAIL, WHOLESALE, SERVICE TRADES

U. S. DEPARTMENT OF COMMERCE
BUREAU OF THE CENSUS

PRELIMINARY

For Release May 22, 1950

Release Series BC-1P-37-025

ERIE COUNTY, PA.

Retail, wholesale, and service establishments located in Erie County, Pennsylvania, showed a substantial expansion in dollar volume of trade from 1939 to 1948 according to preliminary figures from the 1948 Census of Business released today by the Bureau of the Census, U. S. Department of Commerce.

Retail sales in the county during 1948 aggregated \$214.3 million, an increase of 246 percent over the \$61.9 million sales in 1939, when the preceding Census of Business was taken. Wholesale sales volume in the county showed a 297 percent rise over the same period, reaching a total of \$119.1 million in 1948 as compared with \$30.0 million in 1939. The service trades included in the Census of Business reported receipts totaling \$9.8 million in 1948 compared with \$3.2 million in 1939.

Employment in the county also rose over the 9-year period between 1939 and 1948 for the trades covered by the Census of Business. Retail trade establishments reported 12,140 paid employees for the workweek ended nearest November 15, 1948. Of these, 9,456 worked the full week, and the remainder part of the week. The comparable total and full workweek figures for 1939 were 7,171 and 5,825. Wholesale trade establishments reported a total of 2,950 full- and part-week employees for the week of November 15, 1948, compared with 1,470 for the same week in 1939. For the selected service trades, November 15, 1948, paid employees numbered 1,563; the comparable figure for 1939, adjusted for change in scope between the two Censuses, was 895.

These preliminary figures have been derived from a Census report on Erie County, Pennsylvania. The report also contains data for the cities of Corry, Erie, North East, Union City, and Wesleyville.

Final figures, superseding the preliminary data for Erie County, will be included in a Bulletin for the State of Pennsylvania to be issued in several months. Similar data will be made available this year in preliminary and final form for each of the counties and States. A single copy of the preliminary release for Erie County as well as an order blank for other area releases may be obtained by writing to the Bureau of the Census, Washington, 25, D. C.

91653

Table 1.—CENSUS OF BUSINESS PRELIMINARY RESULTS FOR 1948, BY TRADE GROUP
ERIE COUNTY, PA.

Trade group and kind of business	Number of establishments	1948 sales and receipts (Thousand dollars)	Active proprietors of unincorporated businesses Nov. 1948	Paid employees, workweek ended nearest Nov. 15, 1948	
				Total employees ¹	Full workweek employees
RETAIL TRADE, total.....	2,515	214,295	2,579	12,140	9,456
Food group.....	771	54,044	802	2,153	1,561
Eating and drinking places.....	460	15,171	535	2,163	1,673
General merchandise grp, general stores	60	26,482	54	2,679	1,914
Apparel group.....	164	17,539	124	1,072	825
Furniture-home furnishgs-appliance grp	120	12,829	104	740	676
Automotive group.....	116	33,225	101	921	871
Gasoline service stations.....	264	9,693	296	373	269
Lumber-building-hardware group.....	145	16,156	149	721	653
Drug and proprietary stores.....	57	4,757	53	297	212
All other retail stores.....	358	24,399	361	1,021	802
WHOLESALE TRADE, total.....	255	119,074	161	2,950	x
Merchant wholesalers, total.....	178	69,695	130	2,210	x
Groceries, foods.....	40	17,297	39	291	x
Hardware, elec'l, plum'g and heat'g.	15	17,274	9	675	x
Mach'y, equip't, industrial supplies	31	5,282	21	226	x
Waste materials dealers.....	21	7,047	17	145	x
All other merchant wholesalers.....	71	22,795	44	873	x
Manufact'rs' sales branches, offices..	31	19,880	2	419	x
Petroleum bulk plants, terminals.....	24	15,259	10	215	x
Other types of wholesale.....	22	14,240	19	106	x
SELECTED SERVICE TRADES, ^{2/} total.....	776	9,757	829	1,563	1,329
Personal services.....	486	5,709	511	1,127	953
Business services.....	45	1,022	36	162	143
Automotive repairs and services.....	148	2,289	175	203	178
Other repair services.....	97	737	107	71	55
HOTELS.....	32	2,217	30	359	303
TOURIST COURTS AND CAMPS.....	37	130	48	-	-
AMUSEMENTS.....	77	3,312	67	674	x

x Not available.

^{1/} Includes employees paid for less than the full workweek.

^{2/} See General Description on last page for changes from the 1939 Census of Business in the coverage of Service Trades.

Table 2.—CENSUS OF BUSINESS PRELIMINARY RESULTS FOR 1948 FOR CITIES OF 2,500 INHABITANTS OR MORE

ERIE COUNTY, PA.

(Data omitted for trade groups where necessary to avoid disclosure)

City and trade group ¹	Number of establishments	1948 sales and receipts (Thousand dollars)	Active proprietors of unincorporated businesses Nov. 1948	Paid employees, workweek ended nearest Nov. 15, 1948	
				Total employees ²	Full workweek employees
Corry:					
Retail trade.....	148	10,525	150	542	440
Wholesale trade.....	8	948	3	31	x
Selected service trades....	41	474	43	72	64
Erie:					
Retail trade.....	1,600	162,141	1,580	9,895	7,758
Wholesale trade.....	214	107,834	141	2,694	x
Selected service trades....	555	7,907	589	1,372	1,176
Hotels.....	22	1,987	18	326	272
Amusements.....	39	2,412	32	502	x
North East:					
Retail trade.....	77	5,771	86	233	203
Selected service trades....	20	147	22	15	12
Union City:					
Retail trade.....	89	4,475	91	191	146
Selected service trades....	25	141	29	12	9
Wesleyville:					
Retail trade.....	52	2,964	58	127	98
Selected service trades....	16	153	18	16	15
Remainder of county: 3/					
Retail trade.....	549	28,419	614	1,152	811
Wholesale trade.....	33	10,200	17	225	x
Selected service trades....	119	935	128	76	53
Tourist courts and camps...	37	130	48	-	-
Amusements.....	25	566	18	71	x

x Not available.

1/ See General Description on this page for changes from the 1939 Census of Business in the coverage of Service Trades.

2/ Includes employees paid for less than the full workweek.

3/ Includes figures for establishments, other than wholesale, not located in cities of 2,500 inhabitants or more, and wholesale establishments not located in cities of 5,000 inhabitants or more.

GENERAL DESCRIPTION OF PRELIMINARY RELEASES FOR THE 1948 CENSUS OF BUSINESS

This series of releases, of which one is planned for each county in the United States, presents preliminary results of the 1948 Census of Business. The information is based on reports submitted by business establishments for that Census. The figures shown are preliminary, and are subject to revision in the final Census publications, but the changes are expected to be relatively minor with respect to coverage. The final Census figures will be issued in a series of Business Census bulletins which will show additional detailed kind-of-business information for all places where there are a sufficient number of establishments.

The 1948 Census of Business was taken under the provision of the Act of June 19, 1948, which provides that the Business Census be taken for 1948 and for each fifth year thereafter. Previous Business Censuses were taken for the years 1929, 1933, 1935, and 1939.

Scope of the Census.—The 1948 Census of Business covered all establishments in the following trades, as defined by the Standard Industrial Classification Manual, May 1949 issue, of the Executive Office of the President: all retail trades; all wholesale trades; all service trades in the following four groups—personal services, business services, automobile repairs and services, and miscellaneous repair services; hotels; tourist courts and camps; and amusements, including motion picture theaters. Some important services not covered are radio broadcasting and television, medical and health, legal, educational, nonprofit, accounting, and domestic services.

This coverage is similar to that of the 1939 Business Census. However, "custom trades" and "services incidental to transportation," which are no longer included in the standard classification of the service trades, are not covered by the 1948 Census. In a number of localities, these exclusions as well as

other changes in the standard classification may have a considerable effect in comparing 1948 with 1939 data, particularly with respect to establishment count.


Establishment definition.—For Census purposes, a business establishment is defined to include only enterprises conducted from a recognizable place of business, provided that the annual sales were in excess of \$5,000 for a wholesale trade establishment and \$500 for establishments in other trades. A detailed analysis of coverage will be provided in future Census of Business publications.

"Number of establishments" is the number of separate business locations, rather than the number of business companies or organizations, since the Census figures represent information reported separately for each business location or establishment. The establishment count reflects the number of places in business at the end of 1948 excluding administrative and executive offices of multiunit organizations, and "chain store" warehouses.

Sales and receipts.—"1948 sales and receipts" represents sales of merchandise and receipts from repairs and other services to customers. The figures reflect deductions for returned goods and allowances, but not for trade-in allowances; they exclude sales and excise taxes collected from customers and paid directly to any taxing agency.

Proprietors.—"Active proprietors..." represents owners and partners of unincorporated businesses who devoted the major portion of their time to the business in November 1948.

Employment.—"Number of paid employees..." represents all employees on the pay roll for the pay period ending nearest November 15, 1948. "Full workweek" employees, whether regular or seasonal, are those who in the November 15 pay period were paid for working at least the number of hours typically worked in a week by employees of the reporting establishment.



1948 CENSUS OF BUSINESS

RETAIL, WHOLESALE, SERVICE TRADES

U. S. DEPARTMENT OF COMMERCE
BUREAU OF THE CENSUS

PRELIMINARY

For Release March 16, 1950

Release Series BC-1P-37-026

FAYETTE COUNTY, PA.

Retail, wholesale, and service establishments located in Fayette County, Pennsylvania, showed a substantial expansion in dollar volume of trade from 1939 to 1948 according to preliminary figures from the 1948 Census of Business released today by the Bureau of the Census, U. S. Department of Commerce.

Retail sales in the county during 1948 aggregated \$140.4 million, an increase of 189 percent over the \$48.6 million sales in 1939, when the preceding Census of Business was taken. Wholesale sales volume in the county showed a 283 percent rise over the same period, reaching a total of \$54.4 million in 1948 as compared with \$14.2 million in 1939. The service trades included in the Census of Business reported receipts totaling \$6.6 million in 1948 compared with \$2.0 million in 1939.

Employment in the county also rose over the 9-year period between 1939 and 1948 for the trades covered by the Census of Business. Retail trade establishments reported 7,458 paid employees for the workweek ended nearest November 15, 1948. Of these, 6,363 worked the full week, and the remainder part of the week. The comparable figures for 1939 were 5,602 and 4,378. Wholesale trade establishments reported a total of 1,223 full- and part-week employees for the week of November 15, 1948, compared with 633 for the same week in 1939. For the selected service trades, November 15, 1948, paid employees numbered 1,066; the comparable figure for 1939, adjusted for change in scope between the two Censuses, was 557.

These preliminary figures have been derived from a Census report on Fayette County, Pennsylvania. The report also contains data for the cities of Brownsville, Connellsville, Masontown, South Connellsville, and Uniontown.

Final figures, superseding the preliminary data for Fayette County, will be included in a Bulletin for the State of Pennsylvania to be issued in several months. Similar data will be made available this year in preliminary and final form for each of the counties and States. A single copy of the preliminary release for Fayette County as well as an order blank for other area releases may be obtained by writing to the Bureau of the Census, Washington 25, D. C.

Table 1.—CENSUS OF BUSINESS PRELIMINARY RESULTS FOR 1948, BY TRADE GROUP
FAYETTE COUNTY, PA.

Trade group and kind of business	Number of establishments	1948 sales and receipts (Thousand dollars)	Active proprietors of unincorporated businesses Nov. 1948	Paid employees, workweek ended nearest Nov. 15, 1948	
				Total employees ¹	Full workweek employees
RETAIL TRADE, total	1,912	140,368	1,934	7,458	6,363
Food group.....	646	35,614	651	1,177	982
Eating and drinking places.....	404	8,885	499	921	743
General merchandise group, general stores	81	25,615	27	1,882	1,539
Apparel group.....	120	10,445	109	601	523
Furniture-home furnishings-appliance grp	68	9,027	65	460	439
Automotive group.....	102	21,007	95	785	731
Gasoline service stations.....	244	6,098	256	284	234
Lumber-building-hardware group.....	79	12,891	81	755	685
Drug and proprietary stores.....	40	3,304	38	267	225
All other retail stores.....	128	7,482	113	326	262
WHOLESALE TRADE, total	140	54,437	126	1,223	x
Merchant wholesalers.....	113	36,716	116	976	x
Groceries, foods.....	25	9,670	30	226	x
Automotive parts, accessories.....	17	2,678	12	133	x
All other merchant wholesalers.....	71	24,368	74	617	x
Manufact'rs' sales branches, offices...	10	8,875	2	163	x
Petroleum bulk plants, terminals.....	10	4,285	2	62	x
Agents, brokers (merchandise).....	7	4,561	6	22	x
SELECTED SERVICE TRADES,^{2/} total	603	6,559	652	1,066	975
Personal services.....	391	4,019	415	798	722
Business services.....	14	169	15	15	14
Automotive repairs and services.....	129	1,435	149	126	118
Other repair services.....	69	936	73	127	121
HOTELS	28	1,697	29	336	312
AMUSEMENTS	72	1,611	66	273	x

x Not available.

^{1/} Includes employees paid for less than the full workweek.

^{2/} See General Description on last page for changes from the 1939 Census of Business in the coverage of Service Trades.

Table 2.—CENSUS OF BUSINESS PRELIMINARY RESULTS FOR 1948 FOR CITIES OF 2,500 INHABITANTS OR MORE

FAYETTE COUNTY, PA.

(Data omitted for trade groups where necessary to avoid disclosure)

City and trade group ¹	Number of establishments	1948 sales and receipts (Thousand dollars)	Active proprietors of unincorporated businesses Nov. 1948	Paid employees, workweek ended nearest Nov. 15, 1948	
				Total employees ²	Full workweek employees
Brownsville:					
Retail trade.....	137	11,366	135	713	599
Wholesale trade.....	9	2,119	6	42	x
Selected service trades...	53	475	58	72	66
Hotels.....		Included in "Remainder of county"			
Connellsville:					
Retail trade.....	215	19,044	206	1,140	901
Wholesale trade.....	15	4,513	12	56	x
Selected service trades...	92	925	87	186	176
Hotels.....	6	194	8	46	40
Masontown:					
Retail trade.....	103	6,551	110	306	246
Selected service trades...	44	357	45	39	35
South Connellsville:					
Retail trade.....	12	443	11	19	18
Selected service trades...	6	30	7	1	1
Uniontown:					
Retail trade.....	410	54,213	408	3,193	2,801
Wholesale trade.....	74	39,251	73	716	x
Selected service trades...	193	2,364	214	338	302
Hotels.....	10	703	8	162	145
Remainder of county: ^{3/}					
Retail trade.....	1,035	48,751	1,064	2,087	1,798
Wholesale trade.....	42	8,554	35	409	x
Selected service trades...	215	2,408	241	430	395
Hotels.....	12	800	13	128	127
Amusements.....	39	447	41	75	x

x Not available.

^{1/} See General Description on last page for changes from the 1939 Census of Business in the coverage of Service Trades.^{2/} Includes employees paid for less than the full workweek.^{3/} Except as indicated above, includes figures for establishments, other than wholesale, not located in cities of 2,500 inhabitants or more, and wholesale establishments not located in cities of 5,000 inhabitants or more.

GENERAL DESCRIPTION OF PRELIMINARY RELEASES FOR THE 1948 CENSUS OF BUSINESS

This series of releases, of which one is planned for each county in the United States, presents preliminary results of the 1948 Census of Business. The information is based on reports submitted by business establishments for that Census. The figures shown are preliminary, and are subject to revision in the final Census publications, but the changes are expected to be relatively minor with respect to coverage. The final Census figures will be issued in a series of Business Census bulletins which will show additional detailed kind-of-business information for all places where there are a sufficient number of establishments.

The 1948 Census of Business was taken under the provision of the Act of June 19, 1948, which provides that the Business Census be taken for 1948 and for each fifth year thereafter. Previous Business Censuses were taken for the years 1929, 1933, 1935, and 1939.

Scope of the Census.—The 1948 Census of Business covered all establishments in the following trades, as defined by the Standard Industrial Classification Manual, May 1949 issue, of the Executive Office of the President: all retail trades, all wholesale trades; all service trades in the following four groups—personal services, business services, automobile repairs and services, and miscellaneous repair services; hotels; tourist courts and camps; and amusements, including motion picture theaters. Some important services not covered are radio broadcasting and television, medical and health, legal, educational, nonprofit, accounting, and domestic services.

This coverage is similar to that of the 1939 Business Census. However, "custom trades" and "services incidental to transportation," which are no longer included in the standard classification of the service trades, are not covered by the 1948 Census. In a number of localities, these exclusions as well as other changes in the standard classification may have a considerable effect in comparing

1948 with 1939 data, particularly with respect to establishment count.

Establishment definition.—For Census purposes, a business establishment is defined to include only enterprises conducted from a recognizable place of business, provided that the annual sales were in excess of \$5,000 for a wholesale trade establishment and \$500 for establishments in other trades. A detailed analysis of coverage will be provided in future Census of Business publications.

"Number of establishments" is the number of separate business locations, rather than the number of business companies or organizations, since the Census figures represent information reported separately for each business location or establishment. The establishment count reflects the number of places in business at the end of 1948 excluding administrative and executive offices of multiunit organizations, and "chain store" warehouses.

Sales and receipts.—"1948 sales and receipts" represents sales of merchandise and receipts from repairs and other services to customers. The figures reflect deductions for returned goods and allowances, but not for trade-in allowances; they exclude sales and excise taxes collected from customers and paid directly to any taxing agency.

Proprietors.—"Active proprietors..." represents owners and partners of unincorporated businesses who devoted the major portion of their time to the business in November 1948.

Employment.—"Number of paid employees..." represents all employees on the pay roll for the pay period ending nearest November 15, 1948. "Full workweek" employees, whether regular or seasonal, are those who in the November 15 pay period were paid for working at least the number of hours typically worked in a week by employees of the reporting establishment.

1948 CENSUS OF BUSINESS

RETAIL, WHOLESALE, SERVICE TRADES

U. S. DEPARTMENT OF COMMERCE
BUREAU OF THE CENSUS

PRELIMINARY

For Release May 22, 1950

Release Series BC-1P-37-027

FOREST COUNTY, PA.

Retail and service establishments located in Forest County, Pennsylvania, showed a substantial expansion in dollar volume of trade from 1939 to 1948 according to preliminary figures from the 1948 Census of Business released today by the Bureau of the Census, U. S. Department of Commerce.

Retail sales in the county during 1948 aggregated \$2.4 million, an increase of 167 percent over the \$0.9 million in 1939, when the preceding Census of Business was taken. The service trades included in the Census of Business recorded receipts totaling \$63,000 in 1948 compared with \$37,000 in 1939.

Employment in the county also rose over the 9-year period between 1939 and 1948 for the above trades. Establishments in these trades reported a combined total of 96 paid employees for the workweek ended nearest November 15, 1948. This compared with a total of 81 employees reported for the week of November 15, 1939.

These preliminary figures have been derived from a Census report on Forest County, Pennsylvania. Final figures, superseding the preliminary data for Forest County, will be included in a Bulletin for the State of Pennsylvania to be issued in several months. Similar data will be made available this year in preliminary and final form for each of the counties and States. A single copy of the preliminary release for Forest County as well as an order blank for other area releases may be obtained by writing to the Bureau of the Census, Washington 25, D. C.

Table 1.—CENSUS OF BUSINESS PRELIMINARY RESULTS FOR 1948, BY TRADE GROUP
FOREST COUNTY, PA.

Trade group and kind of business	Number of establishments	1948 sales and receipts (Thousand dollars)	Active proprietors of unincorporated businesses Nov. 1948	Paid employees, workweek ended nearest Nov. 15, 1948	
				Total employees ¹	Full workweek employees
RETAIL TRADE, total.....	72	2,361	93	92	63
Food group.....	17	835	24	30	24
Eating and drinking places.....	17	270	24	26	11
Gasoline service stations.....	17	271	20	2	2
All other retail stores.....	21	985	25	34	26
SELECTED SERVICE TRADES ^{2/}	10	63	10	4	4
TOURIST COURTS AND CAMPS.....	5	28	6	5	3

^{1/} Includes employees paid for less than the full workweek.

^{2/} See General Description on last page for changes from the 1939 Census of Business in the coverage of Service Trades.

GENERAL DESCRIPTION OF PRELIMINARY RELEASES FOR THE 1948 CENSUS OF BUSINESS

This series of releases, of which one is planned for each county in the United States, presents preliminary results of the 1948 Census of Business. The information is based on reports submitted by business establishments for that Census. The figures shown are preliminary, and are subject to revision in the final Census publications, but the changes are expected to be relatively minor with respect to coverage. The final Census figures will be issued in a series of Business Census bulletins which will show additional detailed kind-of-business information for all places where there are a sufficient number of establishments.

The 1948 Census of Business was taken under the provision of the Act of June 19, 1948, which provides that the Business Census be taken for 1948 and for each fifth year thereafter. Previous Business Censuses were taken for the years 1929, 1933, 1935, and 1939.

Scope of the Census.—The 1948 Census of Business covered all establishments in the following trades, as defined by the Standard Industrial Classification Manual, May 1949 issue, of the Executive Office of the President: all retail trades; all wholesale trades; all service trades in the following four groups—personal services, business services, automobile repairs and services, and miscellaneous repair services; hotels; tourist courts and camps; and amusements, including motion picture theaters. Some important services not covered are radio broadcasting and television, medical and health, legal, educational, nonprofit, accounting, and domestic services.

This coverage is similar to that of the 1939 Business Census. However, "custom trades" and "services incidental to transportation," which are no longer included in the standard classification of the service trades, are not covered by the 1948 Census. In a number of localities, these exclusions as well as other changes in the standard classification may have a considerable effect in comparing

1948 with 1939 data, particularly with respect to establishment count.

Establishment definition.—For Census purposes, a business establishment is defined to include only enterprises conducted from a recognizable place of business, provided that the annual sales were in excess of \$5,000 for a wholesale trade establishment and \$500 for establishments in other trades. A detailed analysis of coverage will be provided in future Census of Business publications.

"Number of establishments" is the number of separate business locations, rather than the number of business companies or organizations, since the Census figures represent information reported separately for each business location or establishment. The establishment count reflects the number of places in business at the end of 1948 excluding administrative and executive offices of multiunit organizations, and "chain store" warehouses.

Sales and receipts.—"1948 sales and receipts" represents sales of merchandise and receipts from repairs and other services to customers. The figures reflect deductions for returned goods and allowances, but not for trade-in allowances; they exclude sales and excise taxes collected from customers and paid directly to any taxing agency.

Proprietors.—"Active proprietors..." represents owners and partners of unincorporated businesses who devoted the major portion of their time to the business in November 1948.

Employment.—"Number of paid employees..." represents all employees on the pay roll for the pay period ending nearest November 15, 1948. "Full workweek" employees, whether regular or seasonal, are those who in the November 15 pay period were paid for working at least the number of hours typically worked in a week by employees of the reporting establishment.

1948 CENSUS OF BUSINESS

RETAIL, WHOLESALE, SERVICE TRADES

U. S. DEPARTMENT OF COMMERCE
BUREAU OF THE CENSUS

PRELIMINARY

For Release May 22, 1950

Release Series BC-1P-37-028

FRANKLIN COUNTY, PA.

Retail, wholesale, and service establishments located in Franklin County, Pennsylvania, showed a substantial expansion in dollar volume of trade from 1939 to 1948 according to preliminary figures from the 1948 Census of Business released today by the Bureau of the Census, U. S. Department of Commerce.

Retail sales in the county during 1948 aggregated \$61.2 million, an increase of 250 percent over the \$17.5 million in 1939, when the preceding Census of Business was taken. Wholesale sales in the county reached a total of \$24.3 million in 1948 as compared with \$7.8 million in 1939. The service trades included in the Census of Business recorded receipts totaling \$2.4 million in 1948 compared with \$0.8 million in 1939.

Employment in the county also rose over the 9-year period between 1939 and 1948 for the above trades. Establishments in these trades reported a combined total of 3,677 paid employees for the workweek ended nearest November 15, 1948. This compared with a total of 2,527 employees reported for the week of November 15, 1939.

These preliminary figures have been derived from a Census report on Franklin County, Pennsylvania, which also includes data for the cities of Chambersburg, Greencastle, and Waynesboro. Final figures, superseding the preliminary data for Franklin County, will be included in a Bulletin for the State of Pennsylvania to be issued in several months. Similar data will be made available this year in preliminary and final form for each of the counties and States. A single copy of the preliminary release for Franklin County as well as an order blank for other area releases may be obtained by writing to the Bureau of the Census, Washington 25, D. C.

Table 1.—CENSUS OF BUSINESS PRELIMINARY RESULTS FOR 1948, BY TRADE GROUP
FRANKLIN COUNTY, PA.

Trade group and kind of business	Number of establishments	1948 sales and receipts (Thousand dollars)	Active proprietors of unincorporated businesses Nov. 1948	Paid employees, workweek ended nearest Nov. 15, 1948	
				Total employees ¹	Full workweek employees
RETAIL TRADE, total	904	61,186	890	2,968	2,256
Food group.....	252	13,445	244	409	282
Eating and drinking places.....	117	3,153	130	452	315
General merchandise group, general stores....	41	4,736	32	451	260
Apparel group.....	69	3,719	59	234	144
Furniture-home furnishings-appliance group..	43	3,402	37	150	141
Automotive groups.....	71	11,282	71	431	418
Gasoline service stations.....	117	3,609	119	159	121
Lumber-building-hardware group.....	43	5,401	47	245	227
Drug and proprietary stores.....	32	1,327	32	133	94
All other retail stores.....	119	11,112	119	304	254
WHOLESALE TRADE, total	65	24,347	52	375	x
Merchant wholesalers.....	43	7,437	42	208	x
Petroleum bulk plants, terminals.....	12	5,780	6	67	x
Other types of wholesale.....	10	11,130	4	100	x
SELECTED SERVICE TRADES,^{2/} total	236	2,431	266	334	297
Personal services.....	138	1,304	154	222	194
All other repair services.....	98	1,127	112	112	103
HOTELS	17	496	17	103	90
TOURIST COURTS AND CAMPS	7	108	8	5	4
AMUSEMENTS	15	367	12	57	x

x Not available.

^{1/} Includes employees paid for less than the full workweek.

^{2/} See General Description on last page for changes from the 1939 Census of Business in the coverage of Service Trades.

Table 2.—CENSUS OF BUSINESS PRELIMINARY RESULTS FOR 1948 FOR CITIES OF 2,500 INHABITANTS OR MORE
FRANKLIN COUNTY, PA.

(Data omitted for trade groups where necessary to avoid disclosure)

City and trade group ¹	Number of establishments	1948 sales and receipts (Thousand dollars)	Active proprietors of unincorporated businesses Nov. 1948	Paid employees, workweek ended nearest Nov. 15, 1948	
				Total employees ²	Full workweek employees
Chambersburg:					
Retail trade.....	314	26,410	287	1,398	1,063
Wholesale trade.....	39	10,541	34	219	x
Selected service trades.....	104	1,116	113	167	144
Hotels.....	6	246	6	49	45
Greencastle:					
Retail trade.....	80	5,733	78	229	181
Selected service trades.....	14	102	15	14	12
Hotels.....	Included with "Remainder of county" ³				
Waynesboro:					
Retail trade.....	165	12,918	154	704	528
Wholesale trade.....	8	1,601	4	40	x
Selected service trades.....	36	485	43	101	94
Hotels.....	Included with "Remainder of county" ³				
Remainder of county:^{3/}					
Retail trade.....	345	16,125	371	637	484
Wholesale trade.....	18	12,205	14	116	x
Selected service trades.....	82	728	95	52	47
Hotels.....	11	250	11	54	45
Tourist courts and camps.....	7	108	8	5	4

x Not available.

^{1/} See General Description on this page for changes from the 1939 Census of Business in the coverage of Service Trades.

^{2/} Includes employees paid for less than the full workweek.

^{3/} Except as indicated above, includes figures for establishments, other than wholesale, not located in cities of 2,500 inhabitants or more, and wholesale establishments not located in cities of 5,000 inhabitants or more.

GENERAL DESCRIPTION OF PRELIMINARY RELEASES FOR THE 1948 CENSUS OF BUSINESS

This series of releases, of which one is planned for each county in the United States, presents preliminary results of the 1948 Census of Business. The information is based on reports submitted by business establishments for that Census. The figures shown are preliminary, and are subject to revision in the final Census publications, but the changes are expected to be relatively minor with respect to coverage. The final Census figures will be issued in a series of Business Census bulletins which will show additional detailed kind-of-business information for all places where there are a sufficient number of establishments.

The 1948 Census of Business was taken under the provision of the Act of June 19, 1948, which provides that the Business Census be taken for 1948 and for each fifth year thereafter. Previous Business Censuses were taken for the years 1929, 1933, 1935, and 1939.

Scope of the Census.—The 1948 Census of Business covered all establishments in the following trades, as defined by the Standard Industrial Classification Manual, May 1949 issue, of the Executive Office of the President: all retail trades; all wholesale trades; all service trades in the following four groups—personal services, business services, automobile repairs and services, and miscellaneous repair services; hotels; tourist courts and camps; and amusements, including motion picture theaters. Some important services not covered are radio broadcasting and television, medical and health, legal, educational, nonprofit, accounting, and domestic services.

This coverage is similar to that of the 1939 Business Census. However, "custom trades" and "services incidental to transportation," which are no longer included in the standard classification of the service trades, are not covered by the 1948 Census. In a number of localities, these exclusions as well as

other changes in the standard classification may have a considerable effect in comparing 1948 with 1939 data, particularly with respect to establishment count.

Establishment definition.—For Census purposes, a business establishment is defined to include only enterprises conducted from a recognizable place of business, provided that the annual sales were in excess of \$5,000 for a wholesale trade establishment and \$500 for establishments in other trades. A detailed analysis of coverage will be provided in future Census of Business publications.

"Number of establishments" is the number of separate business locations, rather than the number of business companies or organizations, since the Census figures represent information reported separately for each business location or establishment. The establishment count reflects the number of places in business at the end of 1948 excluding administrative and executive offices of multiunit organizations, and "chain store" warehouses.

Sales and receipts.—"1948 sales and receipts" represents sales of merchandise and receipts from repairs and other services to customers. The figures reflect deductions for returned goods and allowances, but not for trade-in allowances; they exclude sales and excise taxes collected from customers and paid directly to any taxing agency.

Proprietors.—"Active proprietors..." represents owners and partners of unincorporated businesses who devoted the major portion of their time to the business in November 1948.

Employment.—"Number of paid employees..." represents all employees on the pay roll for the pay period ending nearest November 15, 1948. "Full workweek" employees, whether regular or seasonal, are those who in the November 15 pay period were paid for working at least the number of hours typically worked in a week by employees of the reporting establishment.

1948 CENSUS OF BUSINESS

RETAIL, WHOLESALE, SERVICE TRADES

U. S. DEPARTMENT OF COMMERCE
BUREAU OF THE CENSUS

PRELIMINARY

For Release May 22, 1950

Release Series BC-1P- 37-029

FULTON COUNTY, PA.

Retail and service establishments located in Fulton County, Pennsylvania, showed a substantial expansion in dollar volume of trade from 1939 to 1948 according to preliminary figures from the 1948 Census of Business Released today by the Bureau of the Census, U. S. Department of Commerce.

Retail sales in the county during 1948 aggregated \$4.2 million, an increase of 223 percent over the \$1.3 million in 1939, when the preceding Census of Business was taken. The service trades included in the Census of Business recorded receipts totaling \$89,000 in 1948 compared with \$53,000 in 1939.

Employment in the county also rose over the 9-year period between 1939 and 1948 for the above trades. Establishments in these trades reported a combined total of 194 paid employees for the workweek ended nearest November 15, 1948. This compared with a total of 129 employees reported for the week of November 15, 1939.

These preliminary figures have been derived from a Census report on Fulton County, Pennsylvania. Final figures, superseding the preliminary data for Fulton County, will be included in a Bulletin for the State of Pennsylvania to be issued in several months. Similar data will be made available this year in preliminary and final form for each of the counties and States. A single copy of the preliminary release for Fulton County as well as an order blank for other area releases may be obtained by writing to the Bureau of the Census, Washington 25, D. C.

Table 1.—CENSUS OF BUSINESS PRELIMINARY RESULTS FOR 1948, BY TRADE GROUP

FULTON COUNTY, PA.

Trade group and kind of business	Number of establishments	1948 sales and receipts (Thousand dollars)	Active proprietors of unincorporated businesses Nov. 1948	Paid employees, workweek ended nearest Nov. 15, 1948	
				Total employees ¹	Full workweek employees
RETAIL TRADE, total.....	129	4,230	131	187	143
Food group.....	33	862	33	24	17
Eating and drinking places.....	23	544	23	66	42
Gasoline service stations.....	20	509	21	18	15
All other retail stores.....	53	2,315	54	79	69
SELECTED SERVICE TRADES, ^{2/} total.....	16	89	17	7	7
Personal services.....	9	30	10	1	1
All other service trades.....	7	59	7	6	6

^{1/} Includes employees paid for less than the full workweek.

^{2/} See General Description on last page for changes from the 1939 Census of Business in the coverage of Service Trades.

91467

GENERAL DESCRIPTION OF PRELIMINARY RELEASES FOR THE 1948 CENSUS OF BUSINESS

This series of releases, of which one is planned for each county in the United States, presents preliminary results of the 1948 Census of Business. The information is based on reports submitted by business establishments for that Census. The figures shown are preliminary, and are subject to revision in the final Census publications, but the changes are expected to be relatively minor with respect to coverage. The final Census figures will be issued in a series of Business Census bulletins which will show additional detailed kind-of-business information for all places where there are a sufficient number of establishments.

The 1948 Census of Business was taken under the provision of the Act of June 19, 1948, which provides that the Business Census be taken for 1948 and for each fifth year thereafter. Previous Business Censuses were taken for the years 1929, 1933, 1935, and 1939.

Scope of the Census.—The 1948 Census of Business covered all establishments in the following trades, as defined by the Standard Industrial Classification Manual, May 1949 issue, of the Executive Office of the President: all retail trades; all wholesale trades; all service trades in the following four groups—personal services, business services, automobile repairs and services, and miscellaneous repair services; hotels; tourist courts and camps; and amusements, including motion picture theaters. Some important services not covered are radio broadcasting and television, medical and health, legal, educational, nonprofit, accounting, and domestic services.

This coverage is similar to that of the 1939 Business Census. However, "custom trades" and "services incidental to transportation," which are no longer included in the standard classification of the service trades, are not covered by the 1948 Census. In a number of localities, these exclusions as well as other changes in the standard classification may have a considerable effect in comparing

1948 with 1939 data, particularly with respect to establishment count.

Establishment definition.—For Census purposes, a business establishment is defined to include only enterprises conducted from a recognizable place of business, provided that the annual sales were in excess of \$5,000 for a wholesale trade establishment and \$500 for establishments in other trades. A detailed analysis of coverage will be provided in future Census of Business publications.

"Number of establishments" is the number of separate business locations, rather than the number of business companies or organizations, since the Census figures represent information reported separately for each business location or establishment. The establishment count reflects the number of places in business at the end of 1948 excluding administrative and executive offices of multiunit organizations, and "chain store" warehouses.

Sales and receipts.—"1948 sales and receipts" represents sales of merchandise and receipts from repairs and other services to customers. The figures reflect deductions for returned goods and allowances, but not for trade-in allowances; they exclude sales and excise taxes collected from customers and paid directly to any taxing agency.

Proprietors.—"Active proprietors..." represents owners and partners of unincorporated businesses who devoted the major portion of their time to the business in November 1948.

Employment.—"Number of paid employees..." represents all employees on the pay roll for the pay period ending nearest November 15, 1948. "Full workweek" employees, whether regular or seasonal, are those who in the November 15 pay period were paid for working at least the number of hours typically worked in a week by employees of the reporting establishment.

1948 CENSUS OF BUSINESS

RETAIL, WHOLESALE, SERVICE TRADES

U. S. DEPARTMENT OF COMMERCE
BUREAU OF THE CENSUS

PRELIMINARY

For Release March 14, 1950

Release Series BC-1P-37-030

GREENE COUNTY, PA.

Retail, wholesale, and service establishments located in Greene County, Pennsylvania, showed a substantial expansion in dollar volume of trade from 1939 to 1948 according to preliminary figures from the 1948 Census of Business released today by the Bureau of the Census, U. S. Department of Commerce.

Retail sales in the county during 1948 aggregated \$23.0 million, an increase of 195 percent over the \$7.8 million in 1939, when the preceding Census of Business was taken. Wholesale sales in the county reached a total of \$3.8 million in 1948 as compared with \$1.3 million in 1939. The service trades included in the Census of Business recorded receipts totaling \$788,000 in 1948 compared with \$298,00 in 1939.

Employment in the county also rose over the 9-year period between 1939 and 1948 for the above trades. Establishments in these trades reported 1,318 paid employees for the workweek ended nearest November 15, 1948. This compared with a total of 823 employees reported for the week of November 15, 1939.

These preliminary figures have been derived from a Census report on Greene County, Pennsylvania, which also includes data for the city of Waynesburg. Final figures, superseding the preliminary data for Greene County, will be included in a Bulletin for the State of Pennsylvania to be issued in several months. Similar data will be made available this year in preliminary and final form for each of the counties and States. A single copy of the preliminary release for Greene County as well as an order blank for other area releases may be obtained by writing to the Bureau of the Census, Washington 25, D. C.

Table 1.—CENSUS OF BUSINESS PRELIMINARY RESULTS FOR 1948, BY TRADE GROUP
GREENE COUNTY, PA.

Trade group and kind of business	Number of establishments	1948 sales and receipts (Thousand dollars)	Active proprietors of unincorporated businesses Nov. 1948	Paid employees, workweek ended nearest Nov. 15, 1948	
				Total employees ¹	Full workweek employees
RETAIL TRADE, total.....	430	23,045	459	1,162	939
Food group.....	139	6,942	149	222	173
Eating and drinking places.....	72	1,715	88	213	148
General merchandise group, general stores	30	3,629	24	223	181
Apparel group.....	23	1,221	24	59	41
Furniture-home furnishings-appliance grp	15	476	19	39	23
Automotive group.....	29	3,897	37	160	153
Gasoline service stations.....	65	1,569	66	50	46
Lumber-building-hardware group.....	18	1,637	17	112	109
Drug and proprietary stores.....	7	481	8	38	30
All other retail stores.....	32	1,478	27	46	35
WHOLESALE TRADE, total.....	25	3,790	25	75	x
Merchant wholesalers.....	20	2,565	22	59	x
All other wholesale.....	5	1,225	3	16	x
SELECTED SERVICE TRADES,^{2/}.....	106	788	117	81	67
Personal services.....	62	473	68	55	47
All other service trades.....	44	315	49	26	20

x Not available.

^{1/} Includes employees paid for less than the full workweek.

^{2/} See General Description on last page for changes from the 1939 Census of Business in the coverage of Service Trades.

Table 2.—CENSUS OF BUSINESS PRELIMINARY RESULTS FOR 1948 FOR CITIES OF 2,500 INHABITANTS OR MORE

GREENE COUNTY, PA.

(Data omitted for trade groups where necessary to avoid disclosure)

City and trade group ¹	Number of establishments	1948 sales and receipts (Thousand dollars)	Active proprietors of unincorporated businesses Nov. 1948	Paid employees, workweek ended nearest Nov. 15, 1948	
				Total employees ²	Full workweek employees
Waynesburg:					
Retail trade.....	116	9,900	113	616	479
Selected service trades....	48	450	56	53	43
Remainder of county: ^{3/}					
Retail trade.....	314	13,145	346	546	460
Selected service trades....	58	338	61	28	24

- 1/ See General Description on this page for changes from the 1939 Census of Business in the coverage of Service Trades.
- 2/ Includes employees paid for less than the full workweek.
- 3/ Includes figures for establishments not located in cities of 2,500 inhabitants or more.

GENERAL DESCRIPTION OF PRELIMINARY RELEASES FOR THE 1948 CENSUS OF BUSINESS

This series of releases, of which one is planned for each county in the United States, presents preliminary results of the 1948 Census of Business. The information is based on reports submitted by business establishments for that Census. The figures shown are preliminary, and are subject to revision in the final Census publications, but the changes are expected to be relatively minor with respect to coverage. The final Census figures will be issued in a series of Business Census bulletins which will show additional detailed kind-of-business information for all places where there are a sufficient number of establishments.

The 1948 Census of Business was taken under the provision of the Act of June 19, 1948, which provides that the Business Census be taken for 1948 and for each fifth year thereafter. Previous Business Censuses were taken for the years 1929, 1933, 1935, and 1939.

Scope of the Census.—The 1948 Census of Business covered all establishments in the following trades, as defined by the Standard Industrial Classification Manual, May 1949 issue, of the Executive Office of the President: all retail trades; all wholesale trades; all service trades in the following four groups—personal services, business services, automobile repairs and services, and miscellaneous repair services; hotels; tourist courts and camps; and amusements, including motion picture theaters. Some important services not covered are radio broadcasting and television, medical and health, legal, educational, nonprofit, accounting, and domestic services.

This coverage is similar to that of the 1939 Business Census. However, "custom trades" and "services incidental to transportation," which are no longer included in the standard classification of the service trades, are not covered by the 1948 Census. In a number of localities, these exclusions as well as other changes in the standard classification may have

a considerable effect in comparing 1948 with 1939 data, particularly with respect to establishment count.


Establishment definition.—For Census purposes, a business establishment is defined to include only enterprises conducted from a recognizable place of business, provided that the annual sales were in excess of \$5,000 for a wholesale trade establishment and \$500 for establishments in other trades. A detailed analysis of coverage will be provided in future Census of Business publications.

"Number of establishments" is the number of separate business locations, rather than the number of business companies or organizations, since the Census figures represent information reported separately for each business location or establishment. The establishment count reflects the number of places in business at the end of 1948 excluding administrative and executive offices of multiunit organizations, and "chain store" warehouses.

Sales and receipts.—"1948 sales and receipts" represents sales of merchandise and receipts from repairs and other services to customers. The figures reflect deductions for returned goods and allowances, but not for trade-in allowances; they exclude sales and excise taxes collected from customers and paid directly to any taxing agency.

Proprietors.—"Active proprietors..." represents owners and partners of unincorporated businesses who devoted the major portion of their time to the business in November 1948.

Employment.—"Number of paid employees..." represents all employees on the pay roll for the pay period ending nearest November 15, 1948. "Full workweek" employees, whether regular or seasonal, are those who in the November 15 pay period were paid for working at least the number of hours typically worked in a week by employees of the reporting establishment.



1948 CENSUS OF BUSINESS

RETAIL, WHOLESALE, SERVICE TRADES

U. S. DEPARTMENT OF COMMERCE
BUREAU OF THE CENSUS

PRELIMINARY

For Release May 22, 1950

Release Series BC-1P-37-031

HUNTINGDON COUNTY, PA.

Retail, wholesale, and service establishments located in Huntingdon County, Pennsylvania, showed a substantial expansion in dollar volume of trade from 1939 to 1948 according to preliminary figures from the 1948 Census of Business released today by the Bureau of the Census, U. S. Department of Commerce.

Retail sales in the county during 1948 aggregated \$24.5 million, an increase of 178 percent over the \$8.8 million in 1939, when the preceding Census of Business was taken. Wholesale sales in the county reached a total of \$9.2 million in 1948 as compared with \$2.5 million in 1939. The service trades included in the Census of Business recorded receipts totaling \$776,000 in 1948 compared with \$220,000 in 1939.

Employment in the county also rose over the 9-year period between 1939 and 1948 for the above trades. Establishments in these trades reported a combined total of 1,638 paid employees for the workweek ended nearest November 15, 1948. This compared with a total of 1,005 employees reported for the week of November 15, 1939.

These preliminary figures have been derived from a Census report on Huntingdon County, Pennsylvania, which also includes data for the cities of Huntingdon and Mount Union. Final figures, superseding the preliminary data for Huntingdon County, will be included in a Bulletin for the State of Pennsylvania to be issued in several months. Similar data will be made available this year in preliminary and final form for each of the counties and States. A single copy of the preliminary release for Huntingdon County as well as an order blank for other area releases may be obtained by writing to the Bureau of the Census, Washington 25, D. C.

Table 1.—CENSUS OF BUSINESS PRELIMINARY RESULTS FOR 1948, BY TRADE GROUP

HUNTINGDON COUNTY, PA.

Trade group and kind of business	Number of establishments	1948 sales and receipts (Thousand dollars)	Active proprietors of unincorporated businesses Nov. 1948	Paid employees, workweek ended nearest Nov. 15, 1948	
				Total employees ¹	Full workweek employees
RETAIL TRADE, total.....	485	24,467	489	1,279	1,034
Food group.....	145	6,608	140	211	162
Eating and drinking places.....	81	1,794	94	215	173
General merchandise grp, general stores	35	2,589	32	200	128
Apparel group.....	37	1,703	35	113	79
Furniture-home furnisngs-appliance grp	23	1,543	21	71	65
Automotive group.....	30	4,390	32	175	171
Gasoline service stations.....	71	1,436	73	51	36
Lumber-building-hardware group.....	20	2,257	22	150	139
Drug and proprietary stores.....	7	309	6	28	22
All other retail stores.....	36	1,838	34	65	59
WHOLESALE TRADE, total.....	27	9,158	21	244	x
Merchant wholesalers.....	17	5,860	16	200	x
Other types of wholesale.....	10	3,298	5	44	x
SELECTED SERVICE TRADES, ² /total.....	100	776	103	115	92
Personal services.....	63	521	67	86	71
All other service trades.....	37	255	36	29	21
AMUSEMENTS.....	15	235	12	53	x

x Not available.

¹/ Includes employees paid for less than the full workweek.

²/ See General Description on last page for changes from the 1939 Census of Business in the coverage of Service Trades.

Table 2.—CENSUS OF BUSINESS PRELIMINARY RESULTS FOR 1948 FOR CITIES OF 2,500 INHABITANTS OR MORE

HUNTINGDON COUNTY, PA.

(Data omitted for trade groups where necessary to avoid disclosure)

City and trade group ¹	Number of establishments	1948 sales and receipts (Thousand dollars)	Active proprietors of unincorporated businesses Nov. 1948	Paid employees, workweek ended nearest Nov. 15, 1948	
				Total employees ²	Full workweek employees
Huntingdon:					
Retail trade.....	162	11,593	162	706	582
Wholesale trade.....	14	6,482	13	214	x
Selected service trades...	52	485	55	82	70
Mount Union:					
Retail trade.....	76	5,632	76	271	227
Selected service trades...	21	134	21	24	15
Remainder of county: 3/					
Retail trade.....	247	7,242	251	302	225
Wholesale trade.....	13	2,676	8	30	x
Selected service trades...	27	157	27	9	7

x Not available.

1/ See General Description on this page for changes from the 1939 Census of Business in the coverage of Service Trades.

2/ Includes employees paid for less than the full workweek.

3/ Includes figures for establishments, other than wholesale, not located in cities of 2,500 inhabitants or more, and wholesale establishments not located in cities of 5,000 inhabitants or more.

GENERAL DESCRIPTION OF PRELIMINARY RELEASES FOR THE 1948 CENSUS OF BUSINESS

This series of releases, of which one is planned for each county in the United States, presents preliminary results of the 1948 Census of Business. The information is based on reports submitted by business establishments for that Census. The figures shown are preliminary, and are subject to revision in the final Census publications, but the changes are expected to be relatively minor with respect to coverage. The final Census figures will be issued in a series of Business Census bulletins which will show additional detailed kind-of-business information for all places where there are a sufficient number of establishments.

The 1948 Census of Business was taken under the provision of the Act of June 19, 1948, which provides that the Business Census be taken for 1948 and for each fifth year thereafter. Previous Business Censuses were taken for the years 1929, 1933, 1935, and 1939.

Scope of the Census.—The 1948 Census of Business covered all establishments in the following trades, as defined by the Standard Industrial Classification Manual, May 1949 issue, of the Executive Office of the President: all retail trades; all wholesale trades; all service trades in the following four groups—personal services, business services, automobile repairs and services, and miscellaneous repair services; hotels; tourist courts and camps; and amusements, including motion picture theaters. Some important services not covered are radio broadcasting and television, medical and health, legal, educational, nonprofit, accounting, and domestic services.

This coverage is similar to that of the 1939 Business Census. However, "custom trades" and "services incidental to transportation," which are no longer included in the standard classification of the service trades, are not covered by the 1948 Census. In a number of localities, these exclusions as well as

other changes in the standard classification may have a considerable effect in comparing 1948 with 1939 data, particularly with respect to establishment count.

Establishment definition.—For Census purposes, a business establishment is defined to include only enterprises conducted from a recognizable place of business, provided that the annual sales were in excess of \$5,000 for a wholesale trade establishment and \$500 for establishments in other trades. A detailed analysis of coverage will be provided in future Census of Business publications.

"Number of establishments" is the number of separate business locations, rather than the number of business companies or organizations, since the Census figures represent information reported separately for each business location or establishment. The establishment count reflects the number of places in business at the end of 1948 excluding administrative and executive offices of multiunit organizations, and "chain store" warehouses.

Sales and receipts.—"1948 sales and receipts" represents sales of merchandise and receipts from repairs and other services to customers. The figures reflect deductions for returned goods and allowances, but not for trade-in allowances; they exclude sales and excise taxes collected from customers and paid directly to any taxing agency.

Proprietors.—"Active proprietors..." represents owners and partners of unincorporated businesses who devoted the major portion of their time to the business in November 1948.

Employment.—"Number of paid employees..." represents all employees on the pay roll for the pay period ending nearest November 15, 1948. "Full workweek" employees, whether regular or seasonal, are those who in the November 15 pay period were paid for working at least the number of hours typically worked in a week by employees of the reporting establishment.

1948 CENSUS OF BUSINESS

RETAIL, WHOLESALE, SERVICE TRADES

U. S. DEPARTMENT OF COMMERCE
BUREAU OF THE CENSUS

PRELIMINARY

For Release May 22, 1950

Release Series BC-1P- 37-032

INDIANA COUNTY, PA.

Retail, wholesale, and service establishments located in Indiana County, Pennsylvania, showed a substantial expansion in dollar volume of trade from 1939 to 1948 according to preliminary figures from the 1948 Census of Business released today by the Bureau of the Census, U. S. Department of Commerce.

Retail sales in the county during 1948 aggregated \$53.9 million, an increase of 212 percent over the \$17.3 million in 1939, when the preceding Census of Business was taken. Wholesale sales in the county reached a total of \$16.0 million in 1948 as compared with \$6.9 million in 1939. The service trades included in the Census of Business recorded receipts totaling \$2.0 million in 1948 compared with \$0.6 million in 1939.

Employment in the county also rose over the 9-year period between 1939 and 1948 for the above trades. Establishments in these trades reported a combined total of 3,266 paid employees for the workweek ended nearest November 15, 1948. This compared with a total of 2,116 employees reported for the week of November 15, 1939.

These preliminary figures have been derived from a Census report on Indiana County, Pennsylvania, which also includes data for the cities of Blairsville, Clymer, and Indiana. Final figures, superseding the preliminary data for Indiana County, will be included in a Bulletin for the State of Pennsylvania to be issued in several months. Similar data will be made available this year in preliminary and final form for each of the counties and States. A single copy of the preliminary release for Indiana County as well as an order blank for other area releases may be obtained by writing to the Bureau of the Census, Washington 25, D. C.

Table 1.—CENSUS OF BUSINESS PRELIMINARY RESULTS FOR 1948, BY TRADE GROUP

INDIANA COUNTY, PA.

Trade group and kind of business	Number of establishments	1948 sales and receipts (Thousand dollars)	Active proprietors of unincorporated businesses Nov. 1948	Paid employees, workweek ended nearest Nov. 15, 1948	
				Total employees ¹	Full workweek employees
RETAIL TRADE, total	906	53,912	919	2,735	2,214
Food group.....	242	12,678	242	417	313
Eating and drinking places.....	148	3,336	171	400	321
General merchandise group, general stores.....	75	8,768	56	617	478
Apparel group.....	43	3,368	43	184	146
Furniture-home furnishings-appliance group..	40	2,552	41	117	108
Automotive group.....	46	9,286	42	320	294
Gasoline service stations.....	171	3,538	191	141	102
Lumber-building-hardware group.....	50	5,275	54	300	264
Drug and proprietary stores.....	18	1,144	15	77	57
All other retail stores.....	73	3,967	64	162	131
WHOLESALE TRADE, total	44	15,963	34	314	x
Merchant wholesalers.....	34	9,398	26	246	x
Other types of wholesale.....	10	6,565	8	68	x
SELECTED SERVICE TRADES,²/total	236	1,982	261	217	196
Personal services.....	138	1,014	149	139	128
Business services.....	7	76	10	5	4
Automotive repairs and services.....	66	688	73	59	53
Other repair services.....	25	204	29	14	11
TOURIST COURTS AND CAMPS	5	12	4	-	-
AMUSEMENTS	27	681	26	111	x

x Not available.

1/ Includes employees paid for less than the full workweek.

2/ See General Description on last page for changes from the 1939 Census of Business in the coverage of Service Trades.

Table 2.—CENSUS OF BUSINESS PRELIMINARY RESULTS FOR 1948 FOR CITIES OF 2,500 INHABITANTS OR MORE
INDIANA COUNTY, PA.

(Data omitted for trade groups where necessary to avoid disclosure)

City and trade group ¹	Number of establishments	1948 sales and receipts (Thousand dollars)	Active proprietors of unincorporated businesses Nov. 1948	Paid employees, workweek ended nearest Nov. 15, 1948	
				Total employees ²	Full workweek employees
Blairsville:					
Retail trade.....	114	7,961	109	417	331
Wholesale trade.....		Included with	"Remainder of county"		
Selected service trades.....	33	255	33	21	18
Clymer:					
Retail trade.....	38	2,212	37	103	87
Selected service trades.....		Included with	"Remainder of county"		
Indiana:					
Retail trade.....	230	25,869	214	1,498	1,222
Wholesale trade.....	23	6,857	11	196	x
Selected service trades.....	94	987	113	127	117
Remainder of county: ^{2/}					
Retail trade.....	524	17,870	559	717	574
Wholesale trade.....	21	9,106	23	118	x
Selected service trades.....	109	740	115	69	61

x Not available.

1/ See General Description on this page for changes from the 1939 Census of Business in the coverage of Service Trades.

2/ Includes employees paid for less than the full workweek.

2/ Except as indicated above, includes figures for establishments, other than wholesale, not located in cities of 2,500 inhabitants or more, and wholesale establishments not located in cities of 5,000 inhabitants or more.

GENERAL DESCRIPTION OF PRELIMINARY RELEASES FOR THE 1948 CENSUS OF BUSINESS

This series of releases, of which one is planned for each county in the United States, presents preliminary results of the 1948 Census of Business. The information is based on reports submitted by business establishments for that Census. The figures shown are preliminary, and are subject to revision in the final Census publications, but the changes are expected to be relatively minor with respect to coverage. The final Census figures will be issued in a series of Business Census bulletins which will show additional detailed kind-of-business information for all places where there are a sufficient number of establishments.

The 1948 Census of Business was taken under the provision of the Act of June 19, 1948, which provides that the Business Census be taken for 1948 and for each fifth year thereafter. Previous Business Censuses were taken for the years 1929, 1933, 1935, and 1939.

Scope of the Census.—The 1948 Census of Business covered all establishments in the following trades, as defined by the Standard Industrial Classification Manual, May 1949 issue, of the Executive Office of the President: all retail trades; all wholesale trades; all service trades in the following four groups—personal services, business services, automobile repairs and services, and miscellaneous repair services; hotels; tourist courts and camps; and amusements, including motion picture theaters. Some important services not covered are radio broadcasting and television, medical and health, legal, educational, nonprofit, accounting, and domestic services.

This coverage is similar to that of the 1939 Business Census. However, "custom trades" and "services incidental to transportation," which are no longer included in the standard classification of the service trades, are not covered by the 1948 Census. In a number of localities, these exclusions as well as

other changes in the standard classification may have a considerable effect in comparing 1948 with 1939 data, particularly with respect to establishment count.

Establishment definition.—For Census purposes, a business establishment is defined to include only enterprises conducted from a recognizable place of business, provided that the annual sales were in excess of \$5,000 for a wholesale trade establishment and \$500 for establishments in other trades. A detailed analysis of coverage will be provided in future Census of Business publications.

"Number of establishments" is the number of separate business locations, rather than the number of business companies or organizations, since the Census figures represent information reported separately for each business location or establishment. The establishment count reflects the number of places in business at the end of 1948 excluding administrative and executive offices of multiunit organizations, and "chain store" warehouses.

Sales and receipts.—"1948 sales and receipts" represents sales of merchandise and receipts from repairs and other services to customers. The figures reflect deductions for returned goods and allowances, but not for trade-in allowances; they exclude sales and excise taxes collected from customers and paid directly to any taxing agency.

Proprietors.—"Active proprietors..." represents owners and partners of unincorporated businesses who devoted the major portion of their time to the business in November 1948.

Employment.—"Number of paid employees..." represents all employees on the pay roll for the pay period ending nearest November 15, 1948. "Full workweek" employees, whether regular or seasonal, are those who in the November 15 pay period were paid for working at least the number of hours typically worked in a week by employees of the reporting establishment.

1948 CENSUS OF BUSINESS

U. S. DEPARTMENT OF COMMERCE
BUREAU OF THE CENSUS

RETAIL, WHOLESALE, SERVICE TRADES

PRELIMINARY

For Release May 22, 1950

Release Series BC-1P-37-033

JEFFERSON COUNTY, PA.

Retail, wholesale, and service establishments located in Jefferson County, Pennsylvania, showed a substantial expansion in dollar volume of trade from 1939 to 1948 according to preliminary figures from the 1948 Census of Business released today by the Bureau of the Census, U. S. Department of Commerce.

Retail sales in the county during 1948 aggregated \$35.4 million, an increase of 177 percent over the \$12.8 million in 1939, when the preceding Census of Business was taken. Wholesale sales in the county reached a total of \$10.9 million in 1948 as compared with \$3.5 million in 1939. The service trades included in the Census of Business recorded receipts totaling \$1.8 million in 1948 compared with \$0.5 million in 1939.

Employment in the county also rose over the 9-year period between 1939 and 1948 for the above trades. Establishments in these trades reported a combined total of 2,396 paid employees for the workweek ended nearest November 15, 1948. This compared with a total of 1,557 employees reported for the week of November 15, 1939.

These preliminary figures have been derived from a Census report on Jefferson County, Pennsylvania, which also includes data for the cities of Brockway, Brookville, Punxsutawney, and Reynoldsville. Final figures, superseding the preliminary data for Jefferson County, will be included in a Bulletin for the State of Pennsylvania to be issued in several months. Similar data will be made available this year in preliminary and final form for each of the counties and States. A single copy of the preliminary release for Jefferson County as well as an order blank for other area releases may be obtained by writing to the Bureau of the Census, Washington 25, D. C.

Table 1.—CENSUS OF BUSINESS PRELIMINARY RESULTS FOR 1948, BY TRADE GROUP

JEFFERSON COUNTY, PA.

Trade group and kind of business	Number of establishments	1948 sales and receipts (Thousand dollars)	Active proprietors of unincorporated businesses Nov. 1948	Paid employees, workweek ended nearest Nov. 15, 1948	
				Total employees ¹	Full workweek employees
RETAIL TRADE, total.....	608	35,408	576	1,915	1,550
Food group.....	188	10,150	165	385	311
Eating and drinking places.....	76	1,805	85	223	165
General merchandise grp, general stores	35	3,225	26	333	209
Apparel group.....	41	2,321	38	134	94
Furniture-home furnishgs-appliance grp	31	2,262	26	123	108
Automotive group.....	42	6,856	37	321	313
Gasoline service stations.....	93	1,970	90	65	59
Lumber-building-hardware group.....	42	2,816	45	169	150
Drug and proprietary stores.....	14	754	14	57	39
All other retail stores.....	46	3,249	50	105	102
WHOLESALE TRADE, total.....	48	10,896	48	252	x
Merchant wholesalers.....	36	8,329	38	210	x
Other types of wholesale.....	12	2,567	10	42	x
SELECTED SERVICE TRADES, ² /total.....	151	1,777	158	229	212
Personal services.....	105	936	107	162	147
All other service trades.....	46	841	51	67	65
HOTELS.....	5	424	3	103	102

x Not available.

¹/ Includes employees paid for less than the full workweek.

²/ See General Description on last page for changes from the 1939 Census of Business in the coverage of Service Trades.

Table 2.—CENSUS OF BUSINESS PRELIMINARY RESULTS FOR 1948 FOR CITIES OF 2,500 INHABITANTS OR MORE

JEFFERSON COUNTY, PA.

(Data omitted for trade groups where necessary to avoid disclosure)

City and trade group ¹	Number of establishments	1948 sales and receipts (Thousand dollars)	Active proprietors of unincorporated businesses Nov. 1948	Paid employees, workweek ended nearest Nov. 15, 1948	
				Total employees ²	Full workweek employees
Brockway:					
Retail trade.....	53	2,827	47	177	126
Brookville:					
Retail trade.....	83	8,393	79	438	379
Punxsutawney:					
Retail trade.....	169	14,469	157	886	707
Wholesale trade.....	22	5,984	16	138	x
Selected service trades...	61	911	66	108	96
Reynoldsville:					
Retail trade.....	61	3,489	57	196	167
Selected service trades...	17	75	17	4	3
Remainder of county: ^{3/}					
Retail trade.....	242	6,230	236	218	171
Wholesale trade.....	26	4,912	32	114	x
Selected service trades...	34	221	36	19	18

x Not available.

1/ See General Description on this page for changes from the 1939 Census of Business in the coverage of Service Trades.

2/ Includes employees paid for less than the full workweek.

3/ Includes figures for establishments, other than wholesale, not located in cities of 2,500 inhabitants or more, and wholesale establishments not located in cities of 5,000 inhabitants or more.

GENERAL DESCRIPTION OF PRELIMINARY RELEASES FOR THE 1948 CENSUS OF BUSINESS

This series of releases, of which one is planned for each county in the United States, presents preliminary results of the 1948 Census of Business. The information is based on reports submitted by business establishments for that Census. The figures shown are preliminary, and are subject to revision in the final Census publications, but the changes are expected to be relatively minor with respect to coverage. The final Census figures will be issued in a series of Business Census bulletins which will show additional detailed kind-of-business information for all places where there are a sufficient number of establishments.

The 1948 Census of Business was taken under the provision of the Act of June 19, 1948, which provides that the Business Census be taken for 1948 and for each fifth year thereafter. Previous Business Censuses were taken for the years 1929, 1933, 1935, and 1939.

Scope of the Census.—The 1948 Census of Business covered all establishments in the following trades, as defined by the Standard Industrial Classification Manual, May 1949 issue, of the Executive Office of the President: all retail trades; all wholesale trades; all service trades in the following four groups—personal services, business services, automobile repairs and services, and miscellaneous repair services; hotels; tourist courts and camps; and amusements, including motion picture theaters. Some important services not covered are radio broadcasting and television, medical and health, legal, educational, nonprofit, accounting, and domestic services.

This coverage is similar to that of the 1939 Business Census. However, "custom trades" and "services incidental to transportation," which are no longer included in the standard classification of the service trades, are not covered by the 1948 Census. In a number of localities, these exclusions as well as

other changes in the standard classification may have a considerable effect in comparing 1948 with 1939 data, particularly with respect to establishment count.

Establishment definition.—For Census purposes, a business establishment is defined to include only enterprises conducted from a recognizable place of business, provided that the annual sales were in excess of \$5,000 for a wholesale trade establishment and \$500 for establishments in other trades. A detailed analysis of coverage will be provided in future Census of Business publications.

"Number of establishments" is the number of separate business locations, rather than the number of business companies or organizations, since the Census figures represent information reported separately for each business location or establishment. The establishment count reflects the number of places in business at the end of 1948 excluding administrative and executive offices of multiunit organizations, and "chain store" warehouses.

Sales and receipts.—"1948 sales and receipts" represents sales of merchandise and receipts from repairs and other services to customers. The figures reflect deductions for returned goods and allowances, but not for trade-in allowances; they exclude sales and excise taxes collected from customers and paid directly to any taxing agency.

Proprietors.—"Active proprietors..." represents owners and partners of unincorporated businesses who devoted the major portion of their time to the business in November 1948.

Employment.—"Number of paid employees..." represents all employees on the pay roll for the pay period ending nearest November 15, 1948. "Full workweek" employees, whether regular or seasonal, are those who in the November 15 pay period were paid for working at least the number of hours typically worked in a week by employees of the reporting establishment.

1948 CENSUS OF BUSINESS

RETAIL, WHOLESALE, SERVICE TRADES

U. S. DEPARTMENT OF COMMERCE
BUREAU OF THE CENSUS

PRELIMINARY

For Release May 22, 1950

Release Series BC-1P-37-034

JUNIATA COUNTY, PA.

Retail, wholesale, and service establishments located in Juniata County, Pennsylvania, showed a substantial expansion in dollar volume of trade from 1939 to 1948 according to preliminary figures from the 1948 Census of Business released today by the Bureau of the Census, U. S. Department of Commerce.

Retail sales in the county during 1948 aggregated \$9.7 million, an increase of 259 percent over the \$2.7 million in 1939, when the preceding Census of Business was taken. Wholesale sales in the county reached a total of \$1.3 million in 1948 as compared with \$0.2 million in 1939. The service trades included in the Census of Business recorded receipts totaling \$208,000 in 1948 compared with \$108,000 in 1939.

Employment in the county also rose over the 9-year period between 1939 and 1948 for the above trades. Establishments in these trades reported a combined total of 376 paid employees for the workweek ended nearest November 15, 1948. This compared with a total of 236 employees reported for the week of November 15, 1939.

These preliminary figures have been derived from a Census report on Juniata County, Pennsylvania. Final figures, superseding the preliminary data for Juniata County, will be included in a Bulletin for the State of Pennsylvania to be issued in several months. Similar data will be made available this year in preliminary and final form for each of the counties and States. A single copy of the preliminary release for Juniata County as well as an order blank for other area releases may be obtained by writing to the Bureau of the Census, Washington 25, D. C.

Table 1.—CENSUS OF BUSINESS PRELIMINARY RESULTS FOR 1948, BY TRADE GROUP

JUNIATA COUNTY, PA.

Trade group and kind of business	Number of establishments	1948 sales and receipts (Thousand dollars)	Active proprietors of unincorporated businesses Nov. 1948	Paid employees, workweek ended nearest Nov. 15, 1948	
				Total employees ¹	Full workweek employees
RETAIL TRADE, total.....	199	9,700	214	321	245
Food group.....	51	1,645	54	42	27
Eating and drinking places.....	22	445	27	44	26
General merchandise grp, general stores.	28	1,214	32	29	21
Apparel group.....	6	152	6	9	5
Furniture-home furnishgs-appliance grp.	7	135	7	2	1
Automotive group.....	17	1,860	20	74	67
Gasoline service stations.....	27	478	31	13	10
Lumber-building-hardware group.....	14	1,053	13	34	31
Drug and proprietary stores.....	5	67	5	5	1
All other retail stores.....	22	2,651	19	69	56
WHOLESALE TRADE.....	6	1,327	5	29	x
SELECTED SERVICE TRADES, ² total.....	40	208	43	26	16
Personal services.....	26	143	27	19	13
All other service trades.....	14	65	16	7	3

x Not available.

1/ Includes employees paid for less than the full workweek.

2/ See General Description on last page for changes from the 1939 Census of Business in the coverage of Service Trades.

GENERAL DESCRIPTION OF PRELIMINARY RELEASES FOR THE 1948 CENSUS OF BUSINESS

This series of releases, of which one is planned for each county in the United States, presents preliminary results of the 1948 Census of Business. The information is based on reports submitted by business establishments for that Census. The figures shown are preliminary, and are subject to revision in the final Census publications, but the changes are expected to be relatively minor with respect to coverage. The final Census figures will be issued in a series of Business Census bulletins which will show additional detailed kind-of-business information for all places where there are a sufficient number of establishments.

The 1948 Census of Business was taken under the provision of the Act of June 19, 1948, which provides that the Business Census be taken for 1948 and for each fifth year thereafter. Previous Business Censuses were taken for the years 1929, 1933, 1935, and 1939.

Scope of the Census.—The 1948 Census of Business covered all establishments in the following trades, as defined by the Standard Industrial Classification Manual, May 1949 issue, of the Executive Office of the President: all retail trades; all wholesale trades; all service trades in the following four groups—personal services, business services, automobile repairs and services, and miscellaneous repair services; hotels; tourist courts and camps; and amusements, including motion picture theaters. Some important services not covered are radio broadcasting and television, medical and health, legal, educational, nonprofit, accounting, and domestic services.

This coverage is similar to that of the 1939 Business Census. However, "custom trades" and "services incidental to transportation," which are no longer included in the standard classification of the service trades, are not covered by the 1948 Census. In a number of localities, these exclusions as well as other changes in the standard classification may have a considerable effect in comparing

1948 with 1939 data, particularly with respect to establishment count.

Establishment definition.—For Census purposes, a business establishment is defined to include only enterprises conducted from a recognizable place of business, provided that the annual sales were in excess of \$5,000 for a wholesale trade establishment and \$500 for establishments in other trades. A detailed analysis of coverage will be provided in future Census of Business publications.

"Number of establishments" is the number of separate business locations, rather than the number of business companies or organizations, since the Census figures represent information reported separately for each business location or establishment. The establishment count reflects the number of places in business at the end of 1948 excluding administrative and executive offices of multiunit organizations, and "chain store" warehouses.

Sales and receipts.—"1948 sales and receipts" represents sales of merchandise and receipts from repairs and other services to customers. The figures reflect deductions for returned goods and allowances, but not for trade-in allowances; they exclude sales and excise taxes collected from customers and paid directly to any taxing agency.

Proprietors.—"Active proprietors..." represents owners and partners of unincorporated businesses who devoted the major portion of their time to the business in November 1948.

Employment.—"Number of paid employees..." represents all employees on the pay roll for the pay period ending nearest November 15, 1948. "Full workweek" employees, whether regular or seasonal, are those who in the November 15 pay period were paid for working at least the number of hours typically worked in a week by employees of the reporting establishment.

1948 CENSUS OF BUSINESS

RETAIL, WHOLESALE, SERVICE TRADES

U. S. DEPARTMENT OF COMMERCE
BUREAU OF THE CENSUS

PRELIMINARY

For Release May 22, 1950

Release Series BC-1P-37-035

LACKAWANNA COUNTY, PA.

Retail, wholesale, and service establishments located in Lackawanna County, Pennsylvania, showed a substantial expansion in dollar volume of trade from 1939 to 1948 according to preliminary figures from the 1948 Census of Business released today by the Bureau of the Census, U. S. Department of Commerce.

Retail sales in the county during 1948 aggregated \$204.3 million, an increase of 148 percent over the \$82.5 million sales in 1939, when the preceding Census of Business was taken. Wholesale sales volume in the county showed a 195 percent rise over the same period, reaching a total of \$181.0 million in 1948 as compared with \$61.3 million in 1939. The service trades included in the Census of Business reported receipts totaling \$11.6 million in 1948 compared with \$4.6 million in 1939.

Employment in the county also rose over the 9-year period between 1939 and 1948 for the trades covered by the Census of Business. Retail trade establishments reported 11,325 paid employees for the workweek ended nearest November 15, 1948. Of these, 9,502 worked the full week, and the remainder part of the week. The comparable total and full workweek figures for 1939 were 9,594 and 8,109. Wholesale trade establishments reported a total of 3,749 full- and part-week employees for the week of November 15, 1948, compared with 2,612 for the same week in 1939. For the selected service trades, November 15, 1948, paid employees numbered 1,967; the comparable figure for 1939, adjusted for change in scope between the two Censuses, was 1,299.

These preliminary figures have been derived from a Census report on Lackawanna County, Pennsylvania. The report also contains data for fifteen cities of 2,500 inhabitants or more located in Lackawanna County.

Final figures, superseding the preliminary data for Lackawanna County, will be included in a Bulletin for the State of Pennsylvania to be issued in several months. Similar data will be made available this year in preliminary and final form for each of the counties and States. A single copy of the preliminary release for Lackawanna County as well as an order blank for other area releases may be obtained by writing to the Bureau of the Census, Washington 25, D. C.

916821

Table 1.—CENSUS OF BUSINESS PRELIMINARY RESULTS FOR 1948, BY TRADE GROUP

LACKAWANNA COUNTY, PA.

Trade group and kind of business	Number of establishments	1948 sales and receipts (Thousand dollars)	Active proprietors of unincorporated businesses Nov. 1948	Paid employees, workweek ended nearest Nov. 15, 1948	
				Total employees ¹	Full workweek employees
RETAIL TRADE, total.....	3,808	204,343	3,662	11,325	9,502
Food group.....	1,394	58,538	1,326	2,008	1,665
Eating and drinking places.....	938	18,506	999	1,803	1,481
General merchandise grp, general stores	94	24,927	77	2,345	1,831
Apparel group.....	264	21,914	221	1,337	1,123
Furniture-home furnishgs-appliance grp	123	13,127	103	851	813
Automotive group.....	102	21,886	97	776	755
Gasoline service stations.....	306	6,923	320	286	221
Lumber-building-hardware group.....	130	8,926	109	571	524
Drug and proprietary stores.....	109	4,652	99	323	249
All other retail stores.....	348	24,944	311	1,025	840
WHOLESALE TRADE, total.....	410	180,960	311	3,749	x
Merchant wholesalers, total.....	325	112,819	280	2,761	x
Groceries, foods.....	79	38,738	81	792	x
Dry goods, apparel.....	27	4,385	34	51	x
Hardware, elec'l, plum'g and heat'g.	26	14,911	11	414	x
Mach'y, equip't, industrial supplies	47	6,918	34	220	x
Waste materials dealers.....	27	3,195	32	159	x
All other merchant wholesalers.....	119	44,672	88	1,125	x
Manufact'rs' sales branches, offices..	42	45,337	-	789	x
Agents, brokers (merchandise).....	22	12,356	22	46	x
Other types of wholesale.....	21	10,448	9	153	x
SELECTED SERVICE TRADES, ^{2/} total.....	1,154	11,612	1,162	1,967	1,780
Personal services.....	820	7,213	816	1,304	1,175
Business services.....	52	1,236	47	269	248
Automotive repairs and services.....	178	2,144	187	270	240
Other repair services.....	104	1,019	112	124	117
HOTELS.....	25	2,535	26	566	519
TOURIST COURTS AND CAMPS.....	5	8	5	-	-

x Not available.

^{1/} Includes employees paid for less than the full workweek.^{2/} See General Description on last page for changes from the 1939 Census of Business in the coverage of Service Trades.

91682

Table 2.—CENSUS OF BUSINESS PRELIMINARY RESULTS FOR 1948 FOR CITIES OF 2,500 INHABITANTS OR MORE

LACKAWANNA COUNTY, PA.

(Data omitted for trade groups where necessary to avoid disclosure)

City and trade group ¹	Number of establishments	1948 sales and receipts (Thousand dollars)	Active proprietors of unincorporated businesses Nov. 1948	Paid employees, workweek ended nearest Nov. 15, 1948	
				Total employees ²	Full workweek employees
Archbald:					
Retail trade.....	114	3,128	122	105	99
Selected service trades....	18	72	20	2	1
Blakely:					
Retail trade.....	104	2,921	108	83	62
Selected service trades....	33	147	35	5	4
Carbondale:					
Retail trade.....	272	15,276	250	859	684
Wholesale trade.....	12	2,032	12	39	x
Selected service trades....	75	509	82	51	40
Clarks Summit:					
Retail trade.....	52	3,602	41	159	133
Selected service trades....	9	86	8	10	6
Dickson City:					
Retail trade.....	149	3,942	162	145	115
Wholesale trade.....	5	1,584	4	34	x
Selected service trades....	37	261	36	42	31
Dunmore:					
Retail trade.....	240	9,242	240	343	267
Wholesale trade.....	9	3,175	8	98	x
Selected service trades....	61	910	57	226	204
Jermyn:					
Retail trade.....	50	1,673	49	59	50
Selected service trades....	13	46	12	1	-
Mayfield:					
Retail trade.....	42	632	41	13	12
Moosic:					
Retail trade.....	46	1,454	45	75	62
Old Forge:					
Retail trade.....	161	5,016	157	206	160
Selected service trades....	35	124	36	12	12
Olyphant:					
Retail trade.....	146	6,377	141	293	256
Selected service trades....	43	223	48	21	14
Scranton:					
Retail trade.....	1,793	135,979	1,634	8,423	7,160
Wholesale trade.....	355	166,883	261	3,442	x
Selected service trades....	705	8,618	705	1,547	1,433

Continued

Table 2.—CENSUS OF BUSINESS PRELIMINARY RESULTS FOR 1948 FOR CITIES OF 2,500 INHABITANTS OR MORE

LACKAWANNA COUNTY, PA.

(Data omitted for trade groups where necessary to avoid disclosure)

City and trade group ¹	Number of establishments	1948 sales and receipts (Thousand dollars)	Active proprietors of unincorporated businesses Nov. 1948	Paid employees, workweek ended nearest Nov. 15, 1948	
				Total employees ²	Full workweek employees
Taylor:					
Retail trade.....	91	2,412	102	99	72
Selected service trades....	17	110	18	9	7
Throop:					
Retail trade.....	86	1,366	84	43	27
Selected service trades....	22	56	22	2	2
Winton:					
Retail trade.....	108	1,564	119	45	34
Selected service trades....	23	80	22	4	2
Remainder of county: ^{3/}					
Retail trade.....	354	9,759	367	375	309
Wholesale trade.....	16	2,947	15	71	x
Selected service trades....	51	321	49	31	20
Tourist courts and camps....	5	8	5	-	-

x Not available.

1/ See General Description on this page for changes from the 1939 Census of Business in the coverage of Service Trades.

2/ Includes employees paid for less than the full workweek.

3/ Includes figures for establishments, other than wholesale, not located in cities of 2,500 inhabitants or more, and wholesale establishments not located in cities of 5,000 inhabitants or more.

GENERAL DESCRIPTION OF PRELIMINARY RELEASES FOR THE 1948 CENSUS OF BUSINESS

This series of releases, of which one is planned for each county in the United States, presents preliminary results of the 1948 Census of Business. The information is based on reports submitted by business establishments for that Census. The figures shown are preliminary, and are subject to revision in the final Census publications, but the changes are expected to be relatively minor with respect to coverage. The final Census figures will be issued in a series of Business Census bulletins which will show additional detailed kind-of-business information for all places where there are a sufficient number of establishments.

The 1948 Census of Business was taken under the provision of the Act of June 19, 1948, which provides that the Business Census be taken for 1948 and for each fifth year thereafter. Previous Business Censuses were taken for the years 1929, 1933, 1935, and 1939.

Scope of the Census.—The 1948 Census of Business covered all establishments in the following trades, as defined by the Standard Industrial Classification Manual, May 1949 issue, of the Executive Office of the President: all retail trades; all wholesale trades; all service trades in the following four groups—personal services, business services, automobile repairs and services, and miscellaneous repair services; hotels; tourist courts and camps; and amusements, including motion picture theaters. Some important services not covered are radio broadcasting and television, medical and health, legal, educational, nonprofit, accounting, and domestic services.

This coverage is similar to that of the 1939 Business Census. However, "custom trades" and "services incidental to transportation," which are no longer included in the standard classification of the service trades, are not covered by the 1948 Census. In a number of localities, these exclusions as well as

other changes in the standard classification may have a considerable effect in comparing 1948 with 1939 data, particularly with respect to establishment count.

Establishment definition.—For Census purposes, a business establishment is defined to include only enterprises conducted from a recognizable place of business, provided that the annual sales were in excess of \$5,000 for a wholesale trade establishment and \$500 for establishments in other trades. A detailed analysis of coverage will be provided in future Census of Business publications.

"Number of establishments" is the number of separate business locations, rather than the number of business companies or organizations, since the Census figures represent information reported separately for each business location or establishment. The establishment count reflects the number of places in business at the end of 1948 excluding administrative and executive offices of multiunit organizations, and "chain store" warehouses.

Sales and receipts.—"1948 sales and receipts" represents sales of merchandise and receipts from repairs and other services to customers. The figures reflect deductions for returned goods and allowances, but not for trade-in allowances; they exclude sales and excise taxes collected from customers and paid directly to any taxing agency.

Proprietors.—"Active proprietors..." represents owners and partners of unincorporated businesses who devoted the major portion of their time to the business in November 1948.

Employment.—"Number of paid employees..." represents all employees on the pay roll for the pay period ending nearest November 15, 1948. "Full workweek" employees, whether regular or seasonal, are those who in the November 15 pay period were paid for working at least the number of hours typically worked in a week by employees of the reporting establishment.

1948 CENSUS OF BUSINESS

RETAIL, WHOLESALE, SERVICE TRADES

U. S. DEPARTMENT OF COMMERCE
BUREAU OF THE CENSUS

PRELIMINARY

For Release May 22, 1950

Release Series BC-1P-37-036

LANCASTER COUNTY, PA.

Retail, wholesale, and service establishments located in Lancaster County, Pennsylvania, showed a substantial expansion in dollar volume of trade from 1939 to 1948 according to preliminary figures from the 1948 Census of Business released today by the Bureau of the Census, U. S. Department of Commerce.

Retail sales in the county during 1948 aggregated \$214.3 million, an increase of 196 percent over the \$72.5 million sales in 1939, when the preceding Census of Business was taken. Wholesale sales volume in the county showed a 218 percent rise over the same period, reaching a total of \$186.7 million in 1948 as compared with \$58.8 million in 1939. The service trades included in the Census of Business reported receipts totaling \$9.8 million in 1948 compared with \$3.3 million in 1939.

Employment in the county also rose over the 9-year period between 1939 and 1948 for the trades covered by the Census of Business. Retail trade establishments reported 10,981 paid employees for the workweek ended nearest November 15, 1948. Of these, 8,293 worked the full week, and the remainder part of the week. The comparable total and full workweek figures for 1939 were 8,224 and 6,250. Wholesale trade establishments reported a total of 2,498 full- and part-week employees for the week of November 15, 1948, compared with 1,818 for the same week in 1939. For the selected service trades, November 15, 1948, paid employees numbered 1,132; the comparable figure for 1939, adjusted for change in scope between the two Censuses, was 777.

These preliminary figures have been derived from a Census report on Lancaster County, Pennsylvania. The report also contains data for the cities of Columbia, Elizabethtown, Ephrata, Lancaster, Lititz, Manheim, and Mount Joy.

Final figures, superseding the preliminary data for Lancaster County, will be included in a Bulletin for the State of Pennsylvania to be issued in several months. Similar data will be made available this year in preliminary and final form for each of the counties and States. A single copy of the preliminary release for Lancaster County as well as an order blank for other area releases may be obtained by writing to the Bureau of the Census, Washington 25, D. C.

Table 1.—CENSUS OF BUSINESS PRELIMINARY RESULTS FOR 1948, BY TRADE GROUP

LANCASTER COUNTY, PA.

Trade group and kind of business	Number of establishments	1948 sales and receipts (Thousand dollars)	Active proprietors of unincorporated businesses Nov. 1948	Paid employees, workweek ended nearest Nov. 15, 1948	
				Total employees ¹	Full workweek employees
RETAIL TRADE, total.....	2,854	214,306	2,845	10,981	8,293
Food group.....	947	44,193	921	1,672	1,156
Eating and drinking places.....	447	13,136	519	1,808	1,262
General merchandise grp, general stores	105	23,813	97	1,989	1,321
Apparel group.....	172	12,483	141	786	518
Furniture-home furnishgs-appliance grp.	183	11,850	192	595	531
Automotive group.....	166	34,056	150	1,116	1,042
Gasoline service stations.....	283	8,962	281	377	259
Lumber-building-hardware group.....	126	18,234	132	752	698
Drug and proprietary stores.....	62	4,252	53	344	192
All other retail stores.....	363	43,327	359	1,542	1,314
WHOLESALE TRADE, total.....	267	186,664	192	2,498	x
Merchant wholesalers, total.....	194	74,347	160	1,867	x
Groceries, foods.....	67	27,787	69	512	x
Hardware, elec'l, plum'g and heat'g..	11	15,771	1	452	x
Mach'y, equip't, industrial supplies.	14	3,143	7	156	x
Automotive parts, accessories.....	25	4,287	22	248	x
All other merchant wholesalers.....	77	23,359	61	499	x
Manufact'rs' sales branches, offices...	14	3,356	1	149	x
Petroleum bulk plants, terminals.....	25	17,564	10	215	x
Agents, brokers (merchandise).....	15	76,533	12	179	x
Assemblers of farm products.....	19	14,864	9	88	x
SELECTED SERVICE TRADES, ^{2/} total.....	897	9,769	951	1,132	984
Personal services.....	493	4,001	513	573	504
Business services.....	41	1,060	45	127	112
Automotive repairs and services.....	204	3,319	222	286	255
Other repair services.....	159	1,389	171	146	113
HOTELS.....	24	2,175	15	454	390
TOURIST COURTS AND CAMPS.....	13	126	16	15	9
AMUSEMENTS.....	48	1,945	38	324	x

x Not available.

^{1/} Includes employees paid for less than the full workweek.^{2/} See General Description on last page for changes from the 1939 Census of Business in the coverage of Service Trades.

Table 2.—CENSUS OF BUSINESS PRELIMINARY RESULTS FOR 1948 FOR CITIES OF 2,500 INHABITANTS OR MORE

LANCASTER COUNTY, PA.

(Data omitted for trade groups where necessary to avoid disclosure)


City and trade group ¹	Number of establishments	1948 sales and receipts (Thousand dollars)	Active proprietors of unincorporated businesses Nov. 1948	Paid employees, workweek ended nearest Nov. 15, 1948	
				Total employees ²	Full workweek employees
Columbia:					
Retail trade.....	204	9,147	206	481	327
Wholesale trade.....	10	1,060	11	36	x
Selected service trades....	35	208	36	35	31
Elizabethtown:					
Retail trade.....	91	7,559	92	399	262
Selected service trades....	26	343	27	36	25
Ephrata:					
Retail trade.....	141	11,652	133	610	455
Wholesale trade.....	14	7,139	6	144	x
Selected service trades....	63	520	67	41	32
Lancaster:					
Retail trade.....	1,029	89,689	910	5,710	4,312
Wholesale trade.....	140	63,808	90	1,615	x
Selected service trades....	404	4,753	429	668	591
Hotels.....	10	1,544	2	358	317
Lititz:					
Retail trade.....	77	5,196	76	237	180
Selected service trades....	23	198	24	19	18
Manheim:					
Retail trade.....	77	6,115	83	251	189
Selected service trades	21	178	22	26	19
Mount Joy:					
Retail trade.....	49	3,408	48	167	109
Selected service trades....	17	120	17	14	11
Remainder of county: ^{3/}					
Retail trade.....	1,186	81,540	1,297	3,126	2,459
Wholesale trade.....	103	114,657	85	703	x
Selected service trades....	308	3,449	329	293	257

x Not available.

1/ See General Description on last page for changes from the 1939 Census of Business in the coverage of Service Trades.

2/ Includes employees paid for less than the full workweek.

3/ Includes figures for establishments, other than wholesale, not located in cities of 2,500 inhabitants or more, and wholesale establishments not located in cities of 5,000 inhabitants or more.



1948 CENSUS OF BUSINESS

RETAIL, WHOLESALE, SERVICE TRADES

U. S. DEPARTMENT OF COMMERCE
BUREAU OF THE CENSUS

PRELIMINARY

For Release May 22, 1950

Release Series BC-1P-37-037

LAWRENCE COUNTY, PA.

Retail, wholesale, and service establishments located in Lawrence County, Pennsylvania, showed a substantial expansion in dollar volume of trade from 1939 to 1948 according to preliminary figures from the 1948 Census of Business released today by the Bureau of the Census, U. S. Department of Commerce.

Retail sales in the county during 1948 aggregated \$86.8 million, an increase of 193 percent over the \$29.6 million in 1939, when the preceding Census of Business was taken. Wholesale sales in the county reached a total of \$31.5 million in 1948 as compared with \$12.1 million in 1939. The service trades included in the Census of Business recorded receipts totaling \$3.9 million in 1948 compared with \$1.3 million in 1939.

Employment in the county also rose over the 9-year period between 1939 and 1948 for the above trades. Establishments in these trades reported a combined total of 5,960 paid employees for the workweek ended nearest November 15, 1948. This compared with a total of 4,217 employees reported for the week of November 15, 1939.

These preliminary figures have been derived from a Census report on Lawrence County, Pennsylvania, which also includes data for the city of New Castle and the part of Ellwood City located in Lawrence County. Final figures, superseding the preliminary data for Lawrence County, will be included in a Bulletin for the State of Pennsylvania to be issued in several months. Similar data will be made available this year in preliminary and final form for each of the counties and States. A single copy of the preliminary release for Lawrence County as well as an order blank for other area releases may be obtained by writing to the Bureau of the Census, Washington 25, D. C.

Table 1.—CENSUS OF BUSINESS PRELIMINARY RESULTS FOR 1948, BY TRADE GROUP

LAWRENCE COUNTY, PA.

Trade group and kind of business	Number of establishments	1948 sales and receipts (Thousand dollars)	Active proprietors of unincorporated businesses Nov. 1948	Paid employees, workweek ended nearest Nov. 15, 1948	
				Total employees ¹	Full workweek employees
RETAIL TRADE, total.....	1,217	86,810	1,387	4,844	3,930
Food group.....	399	23,655	476	897	654
Eating and drinking places.....	179	5,044	247	642	521
General merchandise group, general stores....	26	8,665	18	828	617
Apparel group.....	95	6,842	91	393	263
Furniture-home furnishings-appliance group...	54	6,139	52	437	421
Automotive group.....	60	12,951	57	439	423
Gasoline service stations.....	177	4,449	213	194	146
Lumber-building-hardware group.....	61	7,903	59	442	399
Drug and proprietary stores.....	30	1,998	29	168	124
All other retail stores.....	136	9,164	145	404	360
WHOLESALE TRADE, total.....	95	31,492	101	610	x
Merchant wholesalers.....	72	21,020	92	424	x
Manufacturers' sales branches, offices.....	11	6,668	-	136	x
Petroleum bulk plants, terminals.....	7	2,878	6	41	x
Agents, brokers (merchandise).....	5	926	3	9	x
SELECTED SERVICE TRADES, ² /total.....	405	3,943	446	506	453
Personal services.....	265	2,171	282	339	299
Business services.....	8	267	8	39	32
Automotive repairs and services.....	89	1,108	107	98	95
Other repair services.....	43	397	49	30	27
HOTELS.....	9	947	8	183	155
AMUSEMENTS.....	39	864	48	194	x

x Not available.

¹/ Includes employees paid for less than the full workweek.

²/ See General Description on last page for changes from the 1939 Census of Business in the coverage of Service Trades.

Table 2.—CENSUS OF BUSINESS PRELIMINARY RESULTS FOR 1948 FOR CITIES OF 2,500 INHABITANTS OR MORE
LAWRENCE COUNTY, PA.

(Data omitted for trade groups where necessary to avoid disclosure)

City and trade group ¹	Number of establishments	1948 sales and receipts (Thousand dollars)	Active proprietors of unincorporated businesses Nov. 1948	Paid employees, workweek ended nearest Nov. 15, 1948	
				Total employees ²	Full workweek employees
Ellwood City (part):					
Retail trade.....	201	14,059	229	714	559
Wholesale trade.....	10	2,197	12	38	x
Selected service trades.....	56	524	63	72	59
New Castle:					
Retail trade.....	689	61,409	757	3,662	3,030
Wholesale trade.....	72	27,055	78	595	x
Selected service trades.....	281	3,005	304	401	362
Amusements.....	22	589	24	123	x
Remainder of county:^{2/}					
Retail trade.....	327	11,342	401	468	341
Wholesale trade.....	13	2,240	11	37	x
Selected service trades.....	68	414	79	33	32

x Not available.

1/ See General Description on this page for changes from the 1939 Census of Business in the coverage of Service Trades.

2/ Includes employees paid for less than the full workweek.

3/ Includes figures for establishments, other than wholesale, not located in cities of 2,500 inhabitants or more, and wholesale establishments not located in cities of 5,000 inhabitants or more.

GENERAL DESCRIPTION OF PRELIMINARY RELEASES FOR THE 1948 CENSUS OF BUSINESS

This series of releases, of which one is planned for each county in the United States, presents preliminary results of the 1948 Census of Business. The information is based on reports submitted by business establishments for that Census. The figures shown are preliminary, and are subject to revision in the final Census publications, but the changes are expected to be relatively minor with respect to coverage. The final Census figures will be issued in a series of Business Census bulletins which will show additional detailed kind-of-business information for all places where there are a sufficient number of establishments.

The 1948 Census of Business was taken under the provision of the Act of June 19, 1948, which provides that the Business Census be taken for 1948 and for each fifth year thereafter. Previous Business Censuses were taken for the years 1929, 1933, 1935, and 1939.

Scope of the Census.—The 1948 Census of Business covered all establishments in the following trades, as defined by the Standard Industrial Classification Manual, May 1949 issue, of the Executive Office of the President: all retail trades; all wholesale trades; all service trades in the following four groups—personal services, business services, automobile repairs and services, and miscellaneous repair services; hotels; tourist courts and camps; and amusements, including motion picture theaters. Some important services not covered are radio broadcasting and television, medical and health, legal, educational, nonprofit, accounting, and domestic services.

This coverage is similar to that of the 1939 Business Censuses. However, "custom trades" and "services incidental to transportation," which are no longer included in the standard classification of the service trades, are not covered by the 1948 Census. In a number of localities, these exclusions as well as

other changes in the standard classification may have a considerable effect in comparing 1948 with 1939 data, particularly with respect to establishment count.

Establishment definition.—For Census purposes, a business establishment is defined to include only enterprises conducted from a recognizable place of business, provided that the annual sales were in excess of \$5,000 for a wholesale trade establishment and \$500 for establishments in other trades. A detailed analysis of coverage will be provided in future Census of Business publications.

"Number of establishments" is the number of separate business locations, rather than the number of business companies or organizations, since the Census figures represent information reported separately for each business location or establishment. The establishment count reflects the number of places in business at the end of 1948 excluding administrative and executive offices of multinational organizations, and "chain store" warehouses.

Sales and receipts.—"1948 sales and receipts" represents sales of merchandise and receipts from repairs and other services to customers. The figures reflect deductions for returned goods and allowances, but not for trade-in allowances; they exclude sales and excise taxes collected from customers and paid directly to any taxing agency.

Proprietors.—"Active proprietors..." represents owners and partners of unincorporated businesses who devoted the major portion of their time to the business in November 1948.

Employment.—"Number of paid employees..." represents all employees on the pay roll for the pay period ending nearest November 15, 1948. "Full workweek" employees, whether regular or seasonal, are those who in the November 15 pay period were paid for working at least the number of hours typically worked in a week by employees of the reporting establishment.

1948 CENSUS OF BUSINESS

RETAIL, WHOLESALE, SERVICE TRADES

U. S. DEPARTMENT OF COMMERCE
BUREAU OF THE CENSUS

PRELIMINARY

For Release May 22, 1950

Release Series BC-1P-37-038

LEBANON COUNTY, PA.

Retail, wholesale, and service establishments located in Lebanon County, Pennsylvania, showed a substantial expansion in dollar volume of trade from 1939 to 1948 according to preliminary figures from the 1948 Census of Business released today by the Bureau of the Census, U. S. Department of Commerce.

Retail sales in the county during 1948 aggregated \$73.2 million, an increase of 228 percent over the \$22.3 million in 1939, when the preceding Census of Business was taken. Wholesale sales in the county reached a total of \$22.5 million in 1948 as compared with \$5.0 million in 1939. The service trades included in the Census of Business recorded receipts totaling \$2.5 million in 1948 compared with \$0.9 million in 1939.

Employment in the county also rose over the 9-year period between 1939 and 1948 for the above trades. Establishments in these trades reported a combined total of 4,488 paid employees for the workweek ended nearest November 15, 1948. This compared with a total of 2,846 employees reported for the week of November 15, 1939.

These preliminary figures have been derived from a Census report on Lebanon County, Pennsylvania, which also includes data for the cities of Lebanon, Myerstown, and Palmyra. Final figures, superseding the preliminary data for Lebanon County, will be included in a Bulletin for the State of Pennsylvania to be issued in several months. Similar data will be made available this year in preliminary and final form for each of the counties and States. A single copy of the preliminary release for Lebanon County as well as an order blank for other area releases may be obtained by writing to the Bureau of the Census, Washington 25, D. C.

Table 1.—CENSUS OF BUSINESS PRELIMINARY RESULTS FOR 1948, BY TRADE GROUP

LEBANON COUNTY, PA.

Trade group and kind of business	Number of establishments	1948 sales and receipts (Thousand dollars)	Active proprietors of unincorporated businesses Nov. 1948	Paid employees, workweek ended nearest Nov. 15, 1948	
				Total employees ¹	Full workweek employees
RETAIL TRADE, total	1,107	73,188	1,097	3,667	2,550
Food group.....	345	16,461	324	559	365
Eating and drinking places.....	186	4,207	212	601	350
General merchandise group, general stores.....	37	6,277	32	585	299
Apparel group.....	76	4,669	66	286	144
Furniture-home furnishings-appliance group.....	60	4,688	77	213	187
Automotive group.....	52	14,471	47	481	459
Gasoline service stations.....	148	4,592	150	223	163
Lumber-building-hardware group.....	43	6,221	33	303	266
Drug and proprietary stores.....	25	1,453	26	99	50
All other retail stores.....	135	10,149	130	317	267
WHOLESALE TRADE, total	59	22,532	34	439	x
Merchant wholesalers.....	44	11,903	26	341	x
Petroleum bulk plants, terminals.....	10	4,638	7	41	x
Other types of wholesale.....	5	5,991	1	57	x
SELECTED SERVICE TRADES,^{2/} total	292	2,471	302	382	325
Personal services.....	185	1,542	196	283	240
Business services.....	9	78	5	17	13
Automotive repairs and services.....	48	518	49	46	42
Other repair services.....	50	333	52	36	30
HOTELS	11	389	7	79	71
AMUSEMENTS	22	695	18	113	x

x Not available.

^{1/} Includes employees paid for less than the full workweek.

^{2/} See General Description on last page for changes from the 1939 Census of Business in the coverage of Service Trades.

Table 2.—CENSUS OF BUSINESS PRELIMINARY RESULTS FOR 1948 FOR CITIES OF 2,500 INHABITANTS OR MORE

LEBANON COUNTY, PA.

(Data omitted for trade groups where necessary to avoid disclosure)

City and trade group ¹	Number of establishments	1948 sales and receipts (Thousand dollars)	Active proprietors of unincorporated businesses Nov. 1948	Paid employees, workweek ended nearest Nov. 15, 1948	
				Total employees ²	Full workweek employees
Lebanon:					
Retail trade.....	507	40,218	470	2,363	1,579
Wholesale trade.....	44	13,899	30	354	x
Selected service trades.....	167	1,352	168	202	162
Hotels.....	5	172	2	42	37
Amusements.....	9	496	7	78	x
Myerstown:					
Retail trade.....	44	3,107	42	105	77
Selected service trades.....	14	87	15	2	2
Hotels.....	Included with "Remainder of county"				
Palmyra:					
Retail trade.....	92	6,463	90	321	253
Wholesale trade.....	Included with "Remainder of county"				
Selected service trades.....	25	222	26	22	15
Amusements.....	Included with "Remainder of county"				
Remainder of county:^{3/}					
Retail trade.....	464	23,400	495	878	641
Wholesale trade.....	15	8,633	4	85	x
Selected service trades.....	86	860	93	156	146
Hotels.....	6	217	5	37	34
Amusements.....	13	199	11	35	x

x Not available.

1/ See General Description on this page for changes from the 1939 Census of Business in the coverage of Service Trades.

2/ Includes employees paid for less than the full workweek.

3/ Except as indicated above, includes figures for establishments, other than wholesale, not located in cities of 2,500 inhabitants or more, and wholesale establishments not located in cities of 5,000 inhabitants or more.

GENERAL DESCRIPTION OF PRELIMINARY RELEASES FOR THE 1948 CENSUS OF BUSINESS

This series of releases, of which one is planned for each county in the United States, presents preliminary results of the 1948 Census of Business. The information is based on reports submitted by business establishments for that Census. The figures shown are preliminary, and are subject to revision in the final Census publications, but the changes are expected to be relatively minor with respect to coverage. The final Census figures will be issued in a series of Business Census bulletins which will show additional detailed kind-of-business information for all places where there are a sufficient number of establishments.

The 1948 Census of Business was taken under the provision of the Act of June 19, 1948, which provides that the Business Census be taken for 1948 and for each fifth year thereafter. Previous Business Censuses were taken for the years 1929, 1933, 1935, and 1939.

Scope of the Census.—The 1948 Census of Business covered all establishments in the following trades, as defined by the Standard Industrial Classification Manual, May 1949 issue, of the Executive Office of the President: all retail trades; all wholesale trades; all service trades in the following four groups—personal services, business services, automobile repairs and services, and miscellaneous repair services; hotels; tourist courts and camps; and amusements, including motion picture theaters. Some important services not covered are radio broadcasting and television, medical and health, legal, educational, nonprofit, accounting, and domestic services.

This coverage is similar to that of the 1939 Business Census. However, "custom trades" and "services incidental to transportation," which are no longer included in the standard classification of the service trades, are not covered by the 1948 Census. In a number of localities, these exclusions as well as

other changes in the standard classification may have a considerable effect in comparing 1948 with 1939 data, particularly with respect to establishment count.

Establishment definition.—For Census purposes, a business establishment is defined to include only enterprises conducted from a recognizable place of business, provided that the annual sales were in excess of \$5,000 for a wholesale trade establishment and \$500 for establishments in other trades. A detailed analysis of coverage will be provided in future Census of Business publications.

"Number of establishments" is the number of separate business locations, rather than the number of business companies or organizations, since the Census figures represent information reported separately for each business location or establishment. The establishment count reflects the number of places in business at the end of 1948 excluding administrative and executive offices of multiunit organizations, and "chain store" warehouses.

Sales and receipts.—"1948 sales and receipts" represents sales of merchandise and receipts from repairs and other services to customers. The figures reflect deductions for returned goods and allowances, but not for trade-in allowances; they exclude sales and excise taxes collected from customers and paid directly to any taxing agency.

Proprietors.—"Active proprietors..." represents owners and partners of unincorporated businesses who devoted the major portion of their time to the business in November 1948.

Employment.—"Number of paid employees..." represents all employees on the pay roll for the pay period ending nearest November 15, 1948. "Full workweek" employees, whether regular or seasonal, are those who in the November 15 pay period were paid for working at least the number of hours typically worked in a week by employees of the reporting establishment.

1948 CENSUS OF BUSINESS

RETAIL, WHOLESALE, SERVICE TRADES

U. S. DEPARTMENT OF COMMERCE
BUREAU OF THE CENSUS

PRELIMINARY

For Release May 22, 1950

Release Series BC-1P-37-039

LEHIGH COUNTY, PA.

Retail, wholesale, and service establishments located in Lehigh County, Pennsylvania, showed a substantial expansion in dollar volume of trade from 1939 to 1948 according to preliminary figures from the 1948 Census of Business released today by the Bureau of the Census, U. S. Department of Commerce.

Retail sales in the county during 1948 aggregated \$190.7 million, an increase of 198 percent over the \$64.0 million sales in 1939, when the preceding Census of Business was taken. Wholesale sales volume in the county showed a 294 percent rise over the same period, reaching a total of \$156.4 million in 1948 as compared with \$39.7 million in 1939. The service trades included in the Census of Business reported receipts totaling \$10.5 million in 1948 compared with \$4.1 million in 1939. Amusement businesses in the county recorded receipts of \$3.9 million in 1948. No comparable figure for 1939 is available.

Employment in the county also rose over the 9-year period between 1939 and 1948 for the trades covered by the Census of Business. Retail trade establishments reported 11,356 paid employees for the workweek ended nearest November 15, 1948. Of these, 8,819 worked the full week, and the remainder part of the week. The comparable total and full workweek figures for 1939 were 7,929 and 6,200. Wholesale trade establishments reported a total of 3,930 full- and part-week employees for the week of November 15, 1948, compared with 2,294 for the same week in 1939. For the selected service trades. November 15, 1948, paid employees numbered 1,646; the comparable figure for 1939, adjusted for change in scope between the two Censuses, was 1,018.

These preliminary figures have been derived from a Census report on Lehigh County, Pennsylvania. The report also contains data for the cities of Allentown, Castasauqua, Coplay, Emmaus, Fountain Hill, Slatington, and the part of the city of Bethlehem located in Lehigh county.

Final figures, superseding the preliminary data for Lehigh County, will be included in a Bulletin for the State of Pennsylvania to be issued in several months. Similar data will be made available this year in preliminary and final form for each of the counties and States. A single copy of the preliminary release for Lehigh County as well as an order blank for other area releases may be obtained by writing to the Bureau of the Census, Washington 25, D. C.

Table 1.—CENSUS OF BUSINESS PRELIMINARY RESULTS FOR 1948, BY TRADE GROUP
LEHIGH COUNTY, PA.

Trade group and kind of business	Number of establishments	1948 sales and receipts (Thousand dollars)	Active proprietors of unincorporated businesses Nov. 1948	Paid employees, workweek ended nearest Nov. 15, 1948	
				Total employees ¹	Full workweek employees
RETAIL TRADE, total.....	2,504	190,701	2,501	11,356	8,819
Food group.....	803	40,345	804	1,249	940
Eating and drinking places.....	514	14,638	597	1,864	1,398
General merchandise grp, general stores	44	29,074	47	2,796	1,932
Apparel group.....	177	15,902	141	1,100	735
Furniture-home furnishgs-appliance grp	122	14,727	103	1,045	985
Automotive group.....	119	30,818	100	1,035	988
Gasoline service stations.....	249	7,359	261	318	231
Lumber-building-hardware group.....	101	13,490	85	718	669
Drug and proprietary stores.....	61	3,531	61	244	169
All other retail stores.....	314	20,817	302	987	772
WHOLESALE TRADE, total.....	292	156,434	193	3,930	x
Merchant wholesalers, total.....	232	85,018	181	2,787	x
Groceries, foods.....	40	16,357	34	350	x
Dry goods, apparel.....	5	1,994	5	83	x
Hardware, elec'l, plum'g and heat'g.	27	23,508	11	780	x
Mach'y, equip't, industrial supplies	35	11,129	22	543	x
Waste materials dealers.....	28	4,250	34	172	x
All other merchant wholesalers.....	97	27,780	75	859	x
Manufact'rs' sales branches, offices..	40	42,466	2	701	x
Other types of wholesale.....	20	28,950	10	442	x
SELECTED SERVICE TRADES, ² /total.....	811	10,505	822	1,646	1,518
Personal services.....	497	5,764	512	1,074	994
Business services.....	36	1,316	28	176	155
Automotive repairs and services.....	149	2,385	152	280	267
Other repair services.....	129	1,040	130	116	102
HOTELS.....	18	1,365	16	313	271
AMUSEMENTS.....	69	3,851	54	479	x

x Not available.

¹/ Includes employees paid for less than the full workweek.

²/ See General Description on last page for changes from the 1939 Census of Business in the coverage of Service Trades.

Table 2.—CENSUS OF BUSINESS PRELIMINARY RESULTS FOR 1948 FOR CITIES OF 2,500 INHABITANTS OR MORE

LEHIGH COUNTY, PA.

(Data omitted for trade groups where necessary to avoid disclosure)

City and trade group ¹	Number of establishments	1948 sales and receipts (Thousand dollars)	Active proprietors of unincorporated businesses Nov. 1948	Paid employees, workweek ended nearest Nov. 15, 1948	
				Total employees ²	Full workweek employees
Allentown:					
Retail trade.....	1,504	141,203	1,434	9,320	7,282
Wholesale trade.....	224	129,607	132	2,889	x
Selected service trades....	560	8,271	554	1,391	1,287
Hotels.....	12	1,087	11	247	224
Amusements.....	50	3,142	41	408	x
Bethlehem (part):					
Retail trade.....	97	8,938	89	316	287
Wholesale trade.....	13	3,218	10	85	x
Selected service trades....	44	477	46	88	84
Catasauqua:					
Retail trade.....	81	3,280	78	170	118
Selected service trades....	23	196	24	34	31
Coplay:					
Retail trade.....	42	1,547	45	46	41
Selected service trades....	11	38	13	1	-
Emmaus:					
Retail trade.....	113	8,432	128	374	298
Wholesale trade.....		Included with "Remainder of county."			
Selected service trades....	30	191	32	19	17
Fountain Hill:					
Retail trade.....	35	1,135	41	63	32
Selected service trades....	18	110	19	9	6
Slatington:					
Retail trade.....	81	4,020	81	166	112
Selected service trades....	24	160	25	14	11
Remainder of county: ^{3/}					
Retail trade.....	551	22,146	605	901	649
Wholesale trade.....	55	23,609	51	956	x
Selected service trades....	101	1,062	109	90	82

x Not available.

^{1/} See General Description on last page for changes from the 1939 Census of Business in the coverage of Service Trades.^{2/} Includes employees paid for less than the full workweek.^{3/} Except as indicated above, includes figures for establishments, other than wholesale, not located in cities of 2,500 inhabitants or more, and wholesale establishments not located in cities of 5,000 inhabitants or more.

GENERAL DESCRIPTION OF PRELIMINARY RELEASES FOR THE 1948 CENSUS OF BUSINESS

This series of releases, of which one is planned for each county in the United States, presents preliminary results of the 1948 Census of Business. The information is based on reports submitted by business establishments for that Census. The figures shown are preliminary, and are subject to revision in the final Census publications, but the changes are expected to be relatively minor with respect to coverage. The final Census figures will be issued in a series of Business Census bulletins which will show additional detailed kind-of-business information for all places where there are a sufficient number of establishments.

The 1948 Census of Business was taken under the provision of the Act of June 19, 1948, which provides that the Business Census be taken for 1948 and for each fifth year thereafter. Previous Business Censuses were taken for the years 1929, 1933, 1935, and 1939.

Scope of the Census.—The 1948 Census of Business covered all establishments in the following trades, as defined by the Standard Industrial Classification Manual, May 1949 issue, of the Executive Office of the President: all retail trades; all wholesale trades; all service trades in the following four groups—personal services, business services, automobile repairs and services, and miscellaneous repair services; hotels; tourist courts and camps; and amusements, including motion picture theaters. Some important services not covered are radio broadcasting and television, medical and health, legal, educational, nonprofit, accounting, and domestic services.

This coverage is similar to that of the 1939 Business Census. However, "custom trades" and "services incidental to transportation," which are no longer included in the standard classification of the service trades, are not covered by the 1948 Census. In a number of localities, these exclusions as well as other changes in the standard classification may have a considerable effect in comparing

1948 with 1939 data, particularly with respect to establishment count.

Establishment definition.—For Census purposes, a business establishment is defined to include only enterprises conducted from a recognizable place of business, provided that the annual sales were in excess of \$5,000 for a wholesale trade establishment and \$500 for establishments in other trades. A detailed analysis of coverage will be provided in future Census of Business publications.

"Number of establishments" is the number of separate business locations, rather than the number of business companies or organizations, since the Census figures represent information reported separately for each business location or establishment. The establishment count reflects the number of places in business at the end of 1948 excluding administrative and executive offices of multiunit organizations, and "chain store" warehouses.

Sales and receipts.—"1948 sales and receipts" represents sales of merchandise and receipts from repairs and other services to customers. The figures reflect deductions for returned goods and allowances, but not for trade-in allowances; they exclude sales and excise taxes collected from customers and paid directly to any taxing agency.

Proprietors.—"Active proprietors..." represents owners and partners of unincorporated businesses who devoted the major portion of their time to the business in November 1948.

Employment.—"Number of paid employees..." represents all employees on the pay roll for the pay period ending nearest November 15, 1948. "Full workweek" employees, whether regular or seasonal, are those who in the November 15 pay period were paid for working at least the number of hours typically worked in a week by employees of the reporting establishment.

1948 CENSUS OF BUSINESS

RETAIL, WHOLESALE, SERVICE TRADES

U. S. DEPARTMENT OF COMMERCE
BUREAU OF THE CENSUS

PRELIMINARY

For Release May 22, 1950

Release Series BC-1P-37-040

LUZERNE COUNTY, PA.

Retail, wholesale, and service establishments located in Luzerne County, Pennsylvania, showed a substantial expansion in dollar volume of trade from 1939 to 1948 according to preliminary figures from the 1948 Census of Business released today by the Bureau of the Census, U. S. Department of Commerce.

Retail sales in the county during 1948 aggregated \$306.0 million, an increase of 176 percent over the \$110.9 million sales in 1939, when the preceding Census of Business was taken. Wholesale sales volume in the county showed a 185 percent rise over the same period, reaching a total of \$216.8 million in 1948 as compared with \$76.1 million in 1939. The service trades included in the Census of Business reported receipts totaling \$14.0 million in 1948 compared with \$5.5 million in 1939. Amusement businesses in the county recorded receipts of \$5.5 million in 1948. No comparable figure for 1939 is available.

Employment in the county also rose over the 9-year period between 1939 and 1948 for the trades covered by the Census of Business. Retail trade establishments reported 16,568 paid employees for the workweek ended nearest November 15, 1948. Of these, 13,733 worked the full week, and the remainder part of the week. The comparable total and full workweek figures for 1939 were 12,912 and 10,540. Wholesale trade establishments reported a total of 4,481 full- and part-week employees for the week of November 15, 1948, compared with 2,885 for the same week in 1939. For the selected service trades, November 15, 1948, paid employees numbered 2,221; the comparable figure for 1939, adjusted for change in scope between the two Censuses, was 1,531.

These preliminary figures have been derived from a Census report on Luzerne County, Pennsylvania. The report also contains data for twenty-four cities of 2,500 inhabitants or more located in Luzerne County.

Final figures, superseding the preliminary data for Luzerne County, will be included in a Bulletin for the State of Pennsylvania to be issued in several months. Similar data will be made available this year in preliminary and final form for each of the counties and States. A single copy of the preliminary release for Luzerne County as well as an order blank for other area releases may be obtained by writing to the Bureau of the Census, Washington 25, D. C.

Table 1.—CENSUS OF BUSINESS PRELIMINARY RESULTS FOR 1948, BY TRADE GROUP

LUZERNE COUNTY, PA.

Trade group and kind of business	Number of establishments	1948 sales and receipts (Thousand dollars)	Active proprietors of unincorporated businesses Nov. 1948	Paid employees, workweek ended nearest Nov. 15, 1948	
				Total employees ¹	Full workweek employees
RETAIL TRADE, total.....	6,343	306,024	6,612	16,568	13,733
Food group.....	2,281	82,212	2,298	2,834	2,295
Eating and drinking places.....	1,475	26,552	1,795	2,635	1,968
General merchandise grp, general stores.	149	42,651	131	3,457	2,791
Apparel group.....	380	26,137	318	1,570	1,206
Furniture-home furnishings-appliance grp.	257	19,633	242	1,210	1,142
Automotive group.....	174	39,462	153	1,412	1,346
Gasoline service stations.....	494	11,110	526	468	378
Lumber-building-hardware group.....	237	20,587	262	1,223	1,136
Drug and proprietary stores.....	144	6,106	139	466	343
All other retail stores.....	752	31,574	748	1,293	1,128
WHOLESALE TRADE, total.....	552	216,845	478	4,481	x
Merchant wholesalers, total.....	444	136,053	436	3,497	x
Groceries, foods.....	134	48,315	142	1,040	x
Dry goods, apparel.....	16	3,398	13	57	x
Hardware, elec'l, plum'g and heat'g..	37	20,180	24	581	x
Mach'y, equip't, industrial supplies..	56	16,349	53	397	x
Automotive parts, accessories.....	32	5,739	31	342	x
All other merchant wholelalers.....	169	42,072	173	1,080	x
Manufact'rs' sales branches, offices...	51	41,517	-	714	x
Petroleum bulk plants, terminals.....	36	19,124	22	207	x
Other types of wholesale.....	21	20,151	20	63	x
SELECTED SERVICE TRADES, ^{2/} total.....	1,642	14,019	1,681	2,221	1,960
Personal services.....	1,125	8,370	1,147	1,469	1,300
Business services.....	57	1,275	51	256	226
Automotive repairs and services.....	243	2,480	252	281	256
Other repair services.....	217	1,894	231	215	178
HOTELS.....	21	2,382	18	593	539
TOURIST COURTS AND CAMPS.....	8	26	8	2	1
AMUSEMENTS.....	169	5,460	137	1,148	x

x Not available.

^{1/} Includes employees paid for less than the full workweek.^{2/} See General Description on last page for changes from the 1939 Census of Business in the coverage of Service Trades.

Table 2.—CENSUS OF BUSINESS PRELIMINARY RESULTS FOR 1948 FOR CITIES OF 2,500 INHABITANTS OR MORE

LUZERNE COUNTY, PA.

(Data omitted for trade groups where necessary to avoid disclosure)

City and trade group ¹	Number of establishments	1948 sales and receipts (Thousand dollars)	Active proprietors of unincorporated businesses Nov. 1948	Paid employees, workweek ended nearest Nov. 15, 1948	
				Total employees ²	Full workweek employees
Ashley:					
Retail trade.....	82	2,528	91	91	76
Selected service trades....	22	122	20	13	12
Avoca:					
Retail trade.....	68	1,772	62	86	69
Dupont:					
Retail trade.....	79	1,409	89	31	25
Selected service trades....	16	42	17	1	-
Duryea:					
Retail trade.....	94	2,353	99	60	46
Selected service trades....	18	65	19	1	1
Edwardsville:					
Retail trade.....	118	2,605	131	139	98
Selected service trades....	29	103	30	15	9
Exeter:					
Retail trade.....	97	3,096	114	130	114
Wholesale trade.....	7	4,111	4	40	x
Selected service trades....	19	77	19	6	6
Forty Fort:					
Retail trade.....	99	6,470	92	455	349
Wholesale trade.....	16	4,176	7	88	x
Selected service trades....	35	341	34	63	51
Freeland:					
Retail trade.....	147	4,431	155	213	160
Wholesale trade.....	6	360	7	6	x
Selected service trades....	46	226	49	19	16
Hanover twp:					
Retail trade.....	210	4,800	229	192	153
Wholesale trade.....	11	1,699	14	81	x
Selected service trades....	45	147	49	17	14
Hazleton:					
Retail trade.....	618	42,131	651	2,282	1,883
Wholesale trade.....	92	35,748	72	750	x
Selected service trades....	233	2,759	252	505	463
Kingston:					
Retail trade.....	312	26,819	301	1,123	990
Wholesale trade.....	32	8,649	22	306	x
Selected service trades....	91	831	88	106	96
Amusements.....	6	263	4	35	x

Continued

Table 2.—CENSUS OF BUSINESS PRELIMINARY RESULTS FOR 1948 FOR CITIES OF 2,500 INHABITANTS OR MORE

LUZERNE COUNTY, PA.

(Data omitted for trade groups where necessary to avoid disclosure)

City and trade group ¹	Number of establishments	1948 sales and receipts (Thousand dollars)	Active proprietors of unincorporated businesses Nov. 1948	Paid employees, workweek ended nearest Nov. 15, 1948	
				Total employees ²	Full workweek employees
Larksville:					
Retail trade.....	86	1,629	87	27	17
Selected service trades....	8	35	8	2	2
Luzerne:					
Retail trade.....	141	5,743	162	234	176
Wholesale trade.....	9	2,381	6	76	x
Selected service trades....	38	175	40	18	12
Nanticoke:					
Retail trade.....	406	15,197	432	789	629
Wholesale trade.....	14	921	17	35	x
Selected service trades....	102	450	106	42	28
Amusements.....	8	234	7	56	x
Pittston:					
Retail trade.....	327	15,665	351	1,034	887
Wholesale trade.....	39	14,781	37	227	x
Selected service trades....	90	512	91	59	51
Plains twp:					
Retail trade.....	173	2,960	189	97	76
Selected service trades....	52	354	51	26	21
Plymouth:					
Retail trade.....	212	9,160	227	420	348
Wholesale trade.....	7	1,194	10	28	x
Selected service trades....	62	486	67	82	51
Sugar Notch:					
Retail trade.....	26	546	25	21	14
Swoyerville:					
Retail trade.....	152	2,540	170	80	66
Wholesale trade.....	6	349	7	9	x
Selected service trades....	20	70	21	11	9
West Hazleton:					
Retail trade.....	114	4,512	119	164	144
Wholesale trade.....	7	1,166	7	36	x
Selected service trades....	27	119	28	13	11
West Pittston:					
Retail trade.....	84	4,311	90	229	187
Selected service trades....	29	265	29	27	26
West Wyoming:					
Retail trade.....	38	903	39	39	29

Continued

Table 2.—CENSUS OF BUSINESS PRELIMINARY RESULTS FOR 1948 FOR CITIES OF 2,500 INHABITANTS OR MORE

LUZERNE COUNTY, PA.

(Data omitted for trade groups where necessary to avoid disclosure)

City and trade group ¹	Number of establishments	1948 sales and receipts (Thousand dollars)	Active proprietors of unincorporated businesses Nov. 1948	Paid employees, workweek ended nearest Nov. 15, 1948	
				Total employees ²	Full workweek employees
Wilkes-Barre:					
Retail trade.....	1,405	107,418	1,369	7,017	6,001
Wholesale trade.....	245	125,186	214	2,394	x
Selected service trades....	435	5,253	428	895	818
Wyoming:					
Retail trade.....	80	2,670	86	126	102
Remainder of county: ^{3/}					
Retail trade.....	1,175	34,356	1,252	1,489	1,094
Wholesale trade.....	44	11,603	41	319	x
Selected service trades....	180	1,181	188	215	183

x Not available.

^{1/} See General Description on this page for changes from the 1939 Census of Business in the coverage of Service Trades.

^{2/} Includes employees paid for less than the full workweek.

^{3/} Includes figures for establishments, other than wholesale, not located in cities of 2,500 inhabitants or more, and wholesale establishments not located in cities of 5,000 inhabitants or more.

GENERAL DESCRIPTION OF PRELIMINARY RELEASES FOR THE 1948 CENSUS OF BUSINESS

This series of releases, of which one is planned for each county in the United States, presents preliminary results of the 1948 Census of Business. The information is based on reports submitted by business establishments for that Census. The figures shown are preliminary, and are subject to revision in the final Census publications, but the changes are expected to be relatively minor with respect to coverage. The final Census figures will be issued in a series of Business Census bulletins which will show additional detailed kind-of-business information for all places where there are a sufficient number of establishments.

The 1948 Census of Business was taken under the provision of the Act of June 19, 1948, which provides that the Business Census be taken for 1948 and for each fifth year thereafter. Previous Business Censuses were taken for the years 1929, 1933, 1936, and 1939.

Scope of the Census.—The 1948 Census of Business covered all establishments in the following trades, as defined by the Standard Industrial Classification Manual, May 1949 issue, of the Executive Office of the President: all retail trades; all wholesale trades; all service trades in the following four groups—personal services, business services, automobile repairs and services, and miscellaneous repair services; hotels; tourist courts and camps; and amusements, including motion picture theaters. Some important services not covered are radio broadcasting and television, medical and health, legal, educational, nonprofit, accounting, and domestic services.

This coverage is similar to that of the 1939 Business Census. However, "custom trades" and "services incidental to transportation," which are no longer included in the standard classification of the service trades, are not covered by the 1948 Census. In a number of localities, these exclusions as well as

other changes in the standard classification may have a considerable effect in comparing 1948 with 1939 data, particularly with respect to establishment count.


Establishment definition.—For Census purposes, a business establishment is defined to include only enterprises conducted from a recognizable place of business, provided that the annual sales were in excess of \$5,000 for a wholesale trade establishment and \$500 for establishments in other trades. A detailed analysis of coverage will be provided in future Census of Business publications.

"Number of establishments" is the number of separate business locations, rather than the number of business companies or organizations, since the Census figures represent information reported separately for each business location or establishment. The establishment count reflects the number of places in business at the end of 1948 excluding administrative and executive offices of multiunit organizations, and "chain store" warehouses.

Sales and receipts.—"1948 sales and receipts" represents sales of merchandise and receipts from repairs and other services to customers. The figures reflect deductions for returned goods and allowances, but not for trade-in allowances; they exclude sales and excise taxes collected from customers and paid directly to any taxing agency.

Proprietors.—"Active proprietors..." represents owners and partners of unincorporated businesses who devoted the major portion of their time to the business in November 1948.

Employment.—"Number of paid employees..." represents all employees on the pay roll for the pay period ending nearest November 15, 1948. "Full workweek" employees, whether regular or seasonal, are those who in the November 15 pay period were paid for working at least the number of hours typically worked in a week by employees of the reporting establishment.



1948 CENSUS OF BUSINESS

RETAIL, WHOLESALE, SERVICE TRADES

U. S. DEPARTMENT OF COMMERCE
BUREAU OF THE CENSUS

PRELIMINARY

For Release May 22, 1950

Release Series BC-1P-37-042

McKEAN COUNTY, PA.

Retail, wholesale, and service establishments located in McKean County, Pennsylvania, showed a substantial expansion in dollar volume of trade from 1939 to 1948 according to preliminary figures from the 1948 Census of Business released today by the Bureau of the Census, U. S. Department of Commerce.

Retail sales in the county during 1948 aggregated \$49.3 million, an increase of 165 percent over the \$18.6 million in 1939, when the preceding Census of Business was taken. Wholesale sales in the county reached a total of \$28.8 million in 1948 as compared with \$11.5 million in 1939. The service trades included in the Census of Business recorded receipts totaling \$2.3 million in 1948 compared with \$0.8 million in 1939.

Employment in the county also rose over the 9-year period between 1939 and 1948 for the above trades. Establishments in these trades reported a combined total of 3,679 paid employees for the workweek ended nearest November 15, 1948. This compared with a total 2,734 employees reported for the week of November 15, 1939.

These preliminary figures have been derived from a Census report on McKean County, Pennsylvania, which also includes data for the cities of Bradford and Kane. Final figures, superseding the preliminary data for McKean County, will be included in a Bulletin for the State of Pennsylvania to be issued in several months. Similar data will be made available this year in preliminary and final form for each of the counties and States. A single copy of the preliminary release for McKean County as well as an order blank for other area releases may be obtained by writing to the Bureau of the Census, Washington 25, D. C.

Table 1.—CENSUS OF BUSINESS PRELIMINARY RESULTS FOR 1948, BY TRADE GROUP

McKEAN COUNTY, PA.

Trade group and kind of business	Number of establishments	1948 sales and receipts (Thousand dollars)	Active proprietors of unincorporated businesses Nov. 1948	Paid employees, workweek ended nearest Nov. 15, 1948	
				Total employees ¹	Full workweek employees
RETAIL TRADE, total.....	783	49,272	800	2,685	2,131
Food group.....	221	13,338	219	495	371
Eating and drinking places.....	119	3,352	157	481	388
General merchandise group, general stores.....	20	2,753	10	274	185
Apparel group.....	77	4,286	75	247	198
Furniture-home furnishings-appliance group....	46	2,412	39	126	100
Automotive group.....	58	11,793	60	403	383
Gasoline service stations.....	98	2,693	98	121	74
Lumber-building-hardware group.....	35	3,280	38	239	212
Drug and proprietary stores.....	18	1,384	15	109	82
All other retail stores.....	91	3,981	89	190	138
WHOLESALE TRADE, total.....	85	28,825	54	673	x
Merchant wholesalers.....	62	17,118	43	512	x
Manufacturers' sales branches, offices.....	8	6,100	1	81	x
Petroleum bulk plants, terminals.....	15	5,607	10	80	x
SELECTED SERVICE TRADES, ² total.....	226	2,250	236	321	275
Personal services.....	148	1,135	158	195	162
Business services.....	10	238	8	31	28
Automotive repairs and services.....	32	361	30	39	31
Other repair services.....	36	516	40	56	54
HOTELS.....	9	816	10	168	142
AMUSEMENTS.....	29	706	28	159	x

¹ Not available.

² Includes employees paid for less than the full workweek.

² See General Description on last page for changes from the 1939 Census of Business in the coverage of Service Trades.

Table 2.—CENSUS OF BUSINESS PRELIMINARY RESULTS FOR 1948 FOR CITIES OF 2,500 INHABITANTS OR MORE
McKEAN COUNTY, PA.

(Data omitted for trade groups where necessary to avoid disclosure)

City and trade group ¹	Number of establishments	1948 sales and receipts (Thousand dollars)	Active proprietors of unincorporated businesses Nov. 1948	Paid employees, workweek ended nearest Nov. 15, 1948	
				Total employees ²	Full workweek employees
Bradford:					
Retail trade.....	300	25,926	282	1,561	1,275
Wholesale trade.....	54	21,901	34	524	x
Selected service trades.....	117	1,456	118	238	210
Amusements.....	12	431	15	75	x
Kane:					
Retail trade.....	129	7,378	132	413	330
Wholesale trade.....	13	3,264	9	79	x
Selected service trades.....	34	292	36	36	28
Remainder of county: ^{3/}					
Retail trade.....	354	15,968	386	711	526
Wholesale trade.....	18	3,660	11	70	x
Selected service trades.....	75	502	82	47	37

x Not available.

1/ See General Description on this page for changes from the 1939 Census of Business in the coverage of Service Trades.

2/ Includes employees paid for less than the full workweek.

3/ Includes figures for establishments, other than wholesale, not located in cities of 2,500 inhabitants or more, and wholesale establishments not located in cities of 5,000 inhabitants or more.

GENERAL DESCRIPTION OF PRELIMINARY RELEASES FOR THE 1948 CENSUS OF BUSINESS

This series of releases, of which one is planned for each county in the United States, presents preliminary results of the 1948 Census of Business. The information is based on reports submitted by business establishments for that Census. The figures shown are preliminary, and are subject to revision in the final Census publications, but the changes are expected to be relatively minor with respect to coverage. The final Census figures will be issued in a series of Business Census bulletins which will show additional detailed kind-of-business information for all places where there are a sufficient number of establishments.

The 1948 Census of Business was taken under the provision of the Act of June 19, 1948, which provides that the Business Census be taken for 1948 and for each fifth year thereafter. Previous Business Censuses were taken for the years 1929, 1933, 1935, and 1939.

Scope of the Census.—The 1948 Census of Business covered all establishments in the following trades, as defined by the Standard Industrial Classification Manual, May 1949 issue, of the Executive Office of the President: all retail trades; all wholesale trades; all service trades in the following four groups—personal services, business services, automobile repairs and services, and miscellaneous repair services; hotels; tourist courts and camps; and amusements, including motion picture theaters. Some important services not covered are radio broadcasting and television, medical and health, legal, educational, nonprofit, accounting, and domestic services.

This coverage is similar to that of the 1939 Business Census. However, "custom trades" and "services incidental to transportation," which are no longer included in the standard classification of the service trades, are not covered by the 1948 Census. In a number of localities, these exclusions as well as

other changes in the standard classification may have a considerable effect in comparing 1948 with 1939 data, particularly with respect to establishment count.

Establishment definition.—For Census purposes, a business establishment is defined to include only enterprises conducted from a recognizable place of business, provided that the annual sales were in excess of \$5,000 for a wholesale trade establishment and \$500 for establishments in other trades. A detailed analysis of coverage will be provided in future Census of Business publications.

"Number of establishments" is the number of separate business locations, rather than the number of business companies or organizations, since the Census figures represent information reported separately for each business location or establishment. The establishment count reflects the number of places in business at the end of 1948 excluding administrative and executive offices of multiunit organizations, and "chain store" warehouses.

Sales and receipts.—"1948 sales and receipts" represents sales of merchandise and receipts from repairs and other services to customers. The figures reflect deductions for returned goods and allowances, but not for trade-in allowances; they exclude sales and excise taxes collected from customers and paid directly to any taxing agency.

Proprietors.—"Active proprietors..." represents owners and partners of unincorporated businesses who devoted the major portion of their time to the business in November 1948.

Employment.—"Number of paid employees..." represents all employees on the pay roll for the pay period ending nearest November 15, 1948. "Full workweek" employees, whether regular or seasonal, are those who in the November 15 pay period were paid for working at least the number of hours typically worked in a week by employees of the reporting establishment.

1948 CENSUS OF BUSINESS

RETAIL, WHOLESALE, SERVICE TRADES

U. S. DEPARTMENT OF COMMERCE
BUREAU OF THE CENSUS

PRELIMINARY

For Release May 22, 1950

Release Series BC-1P-37-043

MERCER COUNTY, PA.

Retail, wholesale, and service establishments located in Mercer County, Pennsylvania, showed a substantial expansion in dollar volume of trade from 1939 to 1948 according to preliminary figures from the 1948 Census of Business released today by the Bureau of the Census, U. S. Department of Commerce.

Retail sales in the county during 1948 aggregated \$99.3 million, an increase of 214 percent over the \$31.6 million in 1939, when the preceding Census of Business was taken. Wholesale sales in the county reached a total of \$45.8 million in 1948 as compared with \$10.0 million in 1939. The service trades included in the Census of Business recorded receipts totaling \$3.7 million in 1948 compared with \$1.4 million in 1939.

Employment in the county also rose over the 9-year period between 1939 and 1948 for the above trades. Establishments in these trades reported a combined total of 6,410 paid employees for the workweek ended nearest November 15, 1948. This compared with a total of 4,240 employees reported for the week of November 15, 1939.

These preliminary figures have been derived from a Census report on Mercer County, Pennsylvania, which also includes data for the cities of Farrell, Greenville, Grove City, Sharon, and Sharpsville. Final figures, superseding the preliminary data for Mercer County, will be included in a Bulletin for the State of Pennsylvania to be issued in several months. Similar data will be made available this year in preliminary and final form for each of the counties and States. A single copy of the preliminary release for Mercer County as well as an order blank for other area releases may be obtained by writing to the Bureau of the Census, Washington 25, D. C.

Table 1.—CENSUS OF BUSINESS PRELIMINARY RESULTS FOR 1948, BY TRADE GROUP
MERCER COUNTY, PA.

Trade group and kind of business	Number of establishments	1948 sales and receipts (Thousand dollars)	Active proprietors of unincorporated businesses Nov. 1948	Paid employees, workweek ended nearest Nov. 15, 1948	
				Total employees ¹	Full workweek employees
RETAIL TRADE, total.....	1,255	99,330	1,351	5,256	4,253
Food group.....	343	24,512	368	943	707
Eating and drinking places.....	198	6,157	259	783	612
General merchandise grp, general stores	47	10,625	36	921	669
Apparel group.....	102	6,892	96	437	314
Furniture-home furnishgs-appliance grp	59	6,301	61	318	295
Automotive group.....	82	16,103	92	653	627
Gasoline service stations.....	166	4,462	191	175	120
Lumber-building-hardware group.....	73	8,476	76	382	352
Drug and proprietary stores.....	35	2,450	25	161	134
All other retail stores.....	150	13,352	147	483	423
WHOLESALE TRADE, total.....	82	45,802	65	620	x
Merchant wholesalers.....	58	24,776	51	500	x
Other types of wholesale.....	24	21,026	14	120	x
SELECTED SERVICE TRADES, ² /total.....	374	3,716	384	534	477
Personal services.....	265	2,477	268	425	384
All other service trades.....	109	1,239	116	109	93
HOTELS.....	Data withheld to avoid disclosure.				
AMUSEMENTS.....	50	1,458	49	280	x

x Not available.

¹/ Includes employees paid for less than the full workweek.

²/ See General Description on last page for changes from the 1939 Census of Business in the coverage of Service Trades.

Table 2.—CENSUS OF BUSINESS PRELIMINARY RESULTS FOR 1948 FOR CITIES OF 2,500 INHABITANTS OR MORE
MERCER COUNTY, PA.

(Data omitted for trade groups where necessary to avoid disclosure)

City and trade group ¹	Number of establishments	1948 sales and receipts (Thousand dollars)	Active proprietors of unincorporated businesses Nov. 1948	Paid employees, workweek ended nearest Nov. 15, 1948	
				Total employees ²	Full workweek employees
Farrell:					
Retail trade.....	168	8,694	182	409	284
Wholesale trade.....	12	3,433	8	54	x
Selected service trades...	50	342	52	34	24
Hotels.....	6	187	8	26	24
Greenville:					
Retail trade.....	149	14,542	139	795	636
Wholesale trade.....	10	2,689	7	62	x
Selected service trades...	44	535	46	98	91
Grove City:					
Retail trade.....	127	10,815	137	589	447
Wholesale trade.....	9	2,209	10	75	x
Selected service trades...	34	372	41	60	50
Sharon:					
Retail trade.....	370	43,258	385	2,542	2,144
Wholesale trade.....	32	31,017	24	330	x
Selected service trades...	149	1,701	142	279	258
Sharpsville:					
Retail trade.....	58	3,004	66	141	118
Selected service trades...	20	171	22	12	10
Remainder of county: ^{3/}					
Retail trade.....	383	19,017	442	780	624
Wholesale trade.....	19	6,454	16	99	x
Selected service trades...	77	595	81	51	44

x Not available.

1/ See General Description on this page for changes from the 1939 Census of Business in the coverage of Service Trades.

2/ Includes employees paid for less than the full workweek.

3/ Includes figures for establishments, other than wholesale, not located in cities of 2,500 inhabitants or more, and wholesale establishments not located in cities of 2,000 inhabitants or more.

GENERAL DESCRIPTION OF PRELIMINARY RELEASES FOR THE 1948 CENSUS OF BUSINESS

This series of releases, of which one is planned for each county in the United States, presents preliminary results of the 1948 Census of Business. The information is based on reports submitted by business establishments for that Census. The figures shown are preliminary, and are subject to revision in the final Census publications, but the changes are expected to be relatively minor with respect to coverage. The final Census figures will be issued in a series of Business Census bulletins which will show additional detailed kind-of-business information for all places where there are a sufficient number of establishments.

The 1948 Census of Business was taken under the provision of the Act of June 19, 1948, which provides that the Business Census be taken for 1948 and for each fifth year thereafter. Previous Business Censuses were taken for the years 1929, 1933, 1936, and 1939.

Scope of the Census.—The 1948 Census of Business covered all establishments in the following trades, as defined by the Standard Industrial Classification Manual, May 1949 issue, of the Executive Office of the President: all retail trades; all wholesale trades; all service trades in the following four groups—personal services, business services, automobile repairs and services, and miscellaneous repair services; hotels; tourist courts and camps; and amusements, including motion picture theaters. Some important services not covered are radio broadcasting and television, medical and health, legal, educational, nonprofit, accounting, and domestic services.

This coverage is similar to that of the 1939 Business Census. However, "custom trades" and "services incidental to transportation," which are no longer included in the standard classification of the service trades, are not covered by the 1948 Census. In a number of localities, these exclusions as well as

other changes in the standard classification may have a considerable effect in comparing 1948 with 1939 data, particularly with respect to establishment cost.

Establishment definition.—For Census purposes, a business establishment is defined to include only enterprises conducted from a recognizable place of business, provided that the annual sales were in excess of \$5,000 for a wholesale trade establishment and \$500 for establishments in other trades. A detailed analysis of coverage will be provided in future Census of Business publications.

"Number of establishments" is the number of separate business locations, rather than the number of business companies or organizations, since the Census figures represent information reported separately for each business location or establishment. The establishment count reflects the number of places in business at the end of 1948 excluding administrative and executive offices of multisite organizations, and "chain store" warehouses.

Sales and receipts.—"1948 sales and receipts" represents sales of merchandise and receipts from repairs and other services to customers. The figures reflect deductions for returned goods and allowances, but not for trade-in allowances; they exclude sales and excise taxes collected from customers and paid directly to any taxing agency.

Proprietors.—"Active proprietors..." represents owners and partners of unincorporated businesses who devoted the major portion of their time to the business in November 1948.

Employment.—"Number of paid employees..." represents all employees on the pay roll for the pay period ending nearest November 15, 1948. "Full workweek" employees, whether regular or seasonal, are those who in the November 15 pay period were paid for working at least the number of hours typically worked in a week by employees of the reporting establishment.

1948 CENSUS OF BUSINESS

RETAIL, WHOLESALE, SERVICE TRADES

U. S. DEPARTMENT OF COMMERCE
BUREAU OF THE CENSUS

PRELIMINARY

For Release May 22, 1950

Release Series BC-1P- 37-044

MIFFLIN COUNTY, PA.

Retail, wholesale, and service establishments located in Mifflin County, Pennsylvania, showed a substantial expansion in dollar volume of trade from 1939 to 1948 according to preliminary figures from the 1948 Census of Business released today by the Bureau of the Census, U. S. Department of Commerce.

Retail sales in the county during 1948 aggregated \$33.5 million, an increase of 184 percent over the \$11.8 million in 1939, when the preceding Census of Business was taken. Wholesale sales in the county reached a total of \$20.5 million in 1948 as compared with \$4.6 million in 1939. The service trades included in the Census of Business recorded receipts totaling \$1.4 million in 1948 compared with \$0.6 million in 1939.

Employment in the county also rose over the 9-year period between 1939 and 1948 for the above trades. Establishments in these trades reported a combined total of 2,487 paid employees for the workweek ended nearest November 15, 1948. This compared with a total of 1,784 employees reported for the week of November 15, 1939.

These preliminary figures have been derived from a Census report on Mifflin County, Pennsylvania, which also includes data for the cities of Burnham and Lewistown. Final figures, superseding the preliminary data for Mifflin County, will be included in a Bulletin for the State of Pennsylvania to be issued in several months. Similar data will be made available this year in preliminary and final form for each of the counties and States. A single copy of the preliminary release for Mifflin County as well as an order blank for other area releases may be obtained by writing to the Bureau of the Census, Washington 25, D. C.

Table 1.—CENSUS OF BUSINESS PRELIMINARY RESULTS FOR 1948, BY TRADE GROUP
MIFFLIN COUNTY, PA.

Trade group and kind of business	Number of establishments	1948 sales and receipts (Thousand dollars)	Active proprietors of unincorporated businesses Nov. 1948	Paid employees, workweek ended nearest Nov. 15, 1948	
				Total employees ¹	Full workweek employees
RETAIL TRADE, total.....	594	33,504	578	1,884	1,480
Food group.....	210	9,054	205	366	289
Eating and drinking places.....	88	2,083	93	258	194
General merchandise grp, general stores.	11	3,611	4	370	236
Apparel group.....	44	2,543	44	156	111
Furniture-home furnishgs-appliance grp.	24	1,829	22	70	67
Automotive group.....	29	4,739	23	210	203
Gasoline service stations.....	61	1,636	63	72	57
Lumber-building-hardware group.....	39	2,330	37	120	113
Drug and proprietary stores.....	16	935	14	71	54
All other retail stores.....	72	4,744	73	191	156
WHOLESALE TRADE, total.....	55	20,466	39	364	x
Merchant wholesalers.....	37	8,278	32	257	x
Petroleum bulk plants, terminals.....	10	2,602	7	40	x
Other types of wholesale.....	8	9,586	-	67	x
SELECTED SERVICE TRADES, ² /total.....	150	1,406	161	239	207
Personal services.....	90	910	97	189	157
All other service trades.....	60	496	64	50	50
HOTELS.....	5	293	5	66	56
AMUSEMENTS.....	13	360	14	37	x

x Not available

¹/ Includes employees paid for less than the full workweek.

²/ See General Description on last page for changes from the 1939 Census of Business

Table 2.—CENSUS OF BUSINESS PRELIMINARY RESULTS FOR 1948 FOR CITIES OF 2,500 INHABITANTS OR MORE

MIFFLIN COUNTY, PA.

(Data omitted for trade groups where necessary to avoid disclosure)

City and trade group ¹	Number of establishments	1948 sales and receipts (Thousand dollars)	Active proprietors of unincorporated businesses Nov. 1948	Paid employees, workweek ended nearest Nov. 15, 1948	
				Total employees ²	Full workweek employees
Burnham:					
Retail trade.....	31	984	27	68	53
Selected service trades.....	8	43	10	3	2
Lewistown:					
Retail trade.....	305	22,934	284	1,424	1,102
Wholesale trade.....	38	14,473	26	227	x
Selected service trades.....	96	966	98	172	146
Remainder of county: ^{3/}					
Retail trade.....	258	9,586	267	392	325
Wholesale trade.....	17	5,993	13	137	x
Selected service trades.....	46	397	53	64	59

x Not available.

1/ See General Description on this page for changes from the 1939 Census of Business in the coverage of Service Trades.

2/ Includes employees paid for less than the full workweek.

3/ Includes figures for establishments, other than wholesale, not located in cities of 2,500 inhabitants or more, and wholesale establishments not located in cities of 5,000 inhabitants or more.

GENERAL DESCRIPTION OF PRELIMINARY RELEASES FOR THE 1948 CENSUS OF BUSINESS

This series of releases, of which one is planned for each county in the United States, presents preliminary results of the 1948 Census of Business. The information is based on reports submitted by business establishments for that Census. The figures shown are preliminary, and are subject to revision in the final Census publications, but the changes are expected to be relatively minor with respect to coverage. The final Census figures will be issued in a series of Business Census bulletins which will show additional detailed kind-of-business information for all places where there are a sufficient number of establishments.

The 1948 Census of Business was taken under the provision of the Act of June 19, 1948, which provides that the Business Census be taken for 1948 and for each fifth year thereafter. Previous Business Censuses were taken for the years 1929, 1933, 1935, and 1939.

Scope of the Census.—The 1948 Census of Business covered all establishments in the following trades, as defined by the Standard Industrial Classification Manual, May 1949 issue, of the Executive Office of the President: all retail trades; all wholesale trades; all service trades in the following four groups—personal services, business services, automobile repairs and services, and miscellaneous repair services; hotels; tourist courts and camps; and amusements, including motion picture theaters. Some important services not covered are radio broadcasting and television, medical and health, legal, educational, nonprofit, accounting, and domestic services.

This coverage is similar to that of the 1939 Business Census. However, "custom trades" and "services incidental to transportation," which are no longer included in the standard classification of the service trades, are not covered by the 1948 Census. In a number of localities, these exclusions as well as

other changes in the standard classification may have a considerable effect in comparing 1948 with 1939 data, particularly with respect to establishment count.

Establishment definition.—For Census purposes, a business establishment is defined to include only enterprises conducted from a recognizable place of business, provided that the annual sales were in excess of \$5,000 for a wholesale trade establishment and \$500 for establishments in other trades. A detailed analysis of coverage will be provided in future Census of Business publications.

"Number of establishments" is the number of separate business locations, rather than the number of business companies or organizations, since the Census figures represent information reported separately for each business location or establishment. The establishment count reflects the number of places in business at the end of 1948 excluding administrative and executive offices of multiunit organizations, and "chain store" warehouses.

Sales and receipts.—"1948 sales and receipts" represents sales of merchandise and receipts from repairs and other services to customers. The figures reflect deductions for returned goods and allowances, but not for trade-in allowances; they exclude sales and excise taxes collected from customers and paid directly to any taxing agency.

Proprietors.—"Active proprietors..." represents owners and partners of unincorporated businesses who devoted the major portion of their time to the business in November 1948.

Employment.—"Number of paid employees..." represents all employees on the pay roll for the pay period ending nearest November 15, 1948. "Full workweek" employees, whether regular or seasonal, are those who in the November 15 pay period were paid for working at least the number of hours typically worked in a week by employees of the reporting establishment.

1948 CENSUS OF BUSINESS

RETAIL, WHOLESALE, SERVICE TRADES

U. S. DEPARTMENT OF COMMERCE
BUREAU OF THE CENSUS

PRELIMINARY

For Release May 29, 1950

Release Series BC-1P-37-045

MONROE COUNTY, PA.

Retail, wholesale, and service establishments located in Monroe County, Pennsylvania, showed a substantial expansion in dollar volume of trade from 1939 to 1948 according to preliminary figures from the 1948 Census of Business released today by the Bureau of the Census, U. S. Department of Commerce.

Retail sales in the county during 1948 aggregated \$33.2 million, an increase of 202 percent over the \$11.0 million in 1939, when the preceding Census of Business was taken. Wholesale sales in the county reached a total of \$12.4 million in 1948 as compared with \$2.6 million in 1939. The service trades included in the Census of Business recorded receipts totaling \$1.5 million in 1948 compared with \$0.4 million in 1939. Hotel receipts moved from \$2.7 million in 1939 to \$8.9 million in 1948.

Employment in the county also rose over the 9-year period between 1939 and 1948 for the above trades. Establishments in these trades reported a combined total of 2,074 paid employees for the workweek ended nearest November 15, 1948. This compared with a total of 1,358 employees reported for the week of November 15, 1939.

These preliminary figures have been derived from a Census report on Monroe County, Pennsylvania, which also includes data for the cities of East Stroudsburg and Stroudsburg. Final figures, superseding the preliminary data for Monroe County, will be included in a Bulletin for the State of Pennsylvania to be issued in several months. Similar data will be made available this year in preliminary and final form for each of the counties and States. A single copy of the preliminary release for Monroe County as well as an order blank for other area releases may be obtained by writing to the Bureau of the Census, Washington 25, D. C.

91890

Table 1.—CENSUS OF BUSINESS PRELIMINARY RESULTS FOR 1948, BY TRADE GROUP

MONROE COUNTY, PA.

Trade group and kind of business	Number of establishments	1948 sales and receipts (Thousand dollars)	Active proprietors of unincorporated businesses Nov. 1948	Paid employees, workweek ended nearest Nov. 15, 1948	
				Total employees ¹	Full workweek employees
RETAIL TRADE, total.	640	33,176	649	1,690	1,398
Food group.....	124	7,606	120	209	164
Eating and drinking places.....	181	3,617	196	460	329
General merchandise grp, general stores	32	4,907	27	405	354
Apparel group.....	34	1,272	37	45	36
Furniture-home furnishings-appliance grp	30	925	32	43	38
Automotive group.....	41	5,460	43	147	144
Gasoline service stations.....	90	2,125	92	66	53
Lumber-building-hardware group.....	27	3,155	27	150	141
Drug and proprietary stores.....	14	754	15	47	34
All other retail stores.....	67	3,355	60	118	105
WHOLESALE TRADE, total.....	45	12,393	41	191	x
Merchant wholesalers.....	33	5,684	34	150	x
Other types of wholesale.....	12	6,709	7	41	x
SELECTED SERVICE TRADES, ^{2/} total.....	126	1,490	136	193	170
Personal services.....	65	736	71	138	116
Business services.....	6	78	6	4	4
Automotive repairs and services.....	34	438	41	27	27
Other repair services.....	21	238	18	24	23
HOTELS.....	121	8,859	142	1,142	1,069
TOURIST COURTS AND CAMPS.....	32	324	37	7	6
AMUSEMENTS.....	27	392	16	51	x

x Not available.

^{1/} Includes employees paid for less than the full workweek.^{2/} See General Description on last page for changes from the 1939 Census of Business in the coverage of Service Trades.

91890

Table 2.—CENSUS OF BUSINESS PRELIMINARY RESULTS FOR 1948 FOR CITIES OF 2,500 INHABITANTS OR MORE

MONROE COUNTY, PA.

(Data omitted for trade groups where necessary to avoid disclosure)

City and trade group ¹	Number of establishments	1948 sales and receipts (Thousand dollars)	Active proprietors of unincorporated businesses Nov. 1948	Paid employees, workweek ended nearest Nov. 15, 1948	
				Total employees ²	Full workweek employees
East Stroudsburg:					
Retail trade.....	106	7,014	111	322	270
Wholesale trade.....	13	5,979	9	53	x
Selected service trades..	28	367	29	38	35
Stroudsburg:					
Retail trade.....	169	15,067	167	809	688
Wholesale trade.....	23	4,720	25	92	x
Selected service trades..	49	705	52	125	106
Remainder of county: ^{3/}					
Retail trade.....	365	11,095	371	559	440
Wholesale trade.....	9	1,694	7	46	x
Selected service trades..	49	418	55	30	29
Tourist courts and camps.	32	324	37	7	6

x Not available.

^{1/} See General Description on this page for changes from the 1939 Census of Business in the coverage of Service Trades.^{2/} Includes employees paid for less than the full workweek.^{3/} Includes figures for establishments, other than wholesale, not located in cities of 2,500 inhabitants or more, and wholesale establishments not located in cities of 5,000 inhabitants or more.

GENERAL DESCRIPTION OF PRELIMINARY RELEASES FOR THE 1948 CENSUS OF BUSINESS

This series of releases, of which one is planned for each county in the United States, presents preliminary results of the 1948 Census of Business. The information is based on reports submitted by business establishments for that Census. The figures shown are preliminary, and are subject to revision in the final Census publications, but the changes are expected to be relatively minor with respect to coverage. The final Census figures will be issued in a series of Business Census bulletins which will show additional detailed kind-of-business information for all places where there are a sufficient number of establishments.

The 1948 Census of Business was taken under the provision of the Act of June 19, 1948, which provides that the Business Census be taken for 1948 and for each fifth year thereafter. Previous Business Censuses were taken for the years 1929, 1933, 1935, and 1939.

Scope of the Census.—The 1948 Census of Business covered all establishments in the following trades, as defined by the Standard Industrial Classification Manual, May 1949 issue, of the Executive Office of the President: all retail trades; all wholesale trades; all service trades in the following four groups—personal services, business services, automobile repairs and services, and miscellaneous repair services; hotels; tourist courts and camps; and amusements, including motion picture theaters. Some important services not covered are radio broadcasting and television, medical and health, legal, educational, nonprofit, accounting, and domestic services.

This coverage is similar to that of the 1939 Business Censuses. However, "custom trades" and "services incidental to transportation," which are no longer included in the standard classification of the service trades, are not covered by the 1948 Census. In a number of localities, these exclusions as well as

other changes in the standard classification may have a considerable effect in comparing 1948 with 1939 data, particularly with respect to establishment count.


Establishment definition.—For Census purposes, a business establishment is defined to include only enterprises conducted from a recognizable place of business, provided that the annual sales were in excess of \$5,000 for a wholesale trade establishment and \$500 for establishments in other trades. A detailed analysis of coverage will be provided in future Census of Business publications.

"Number of establishments" is the number of separate business locations, rather than the number of business companies or organizations, since the Census figures represent information reported separately for each business location or establishment. The establishment count reflects the number of places in business at the end of 1948 excluding administrative and executive offices of multiunit organizations, and "chain store" warehouses.

Sales and receipts.—"1948 sales and receipts" represents sales of merchandise and receipts from repairs and other services to customers. The figures reflect deductions for returned goods and allowances, but not for trade-in allowances; they exclude sales and excise taxes collected from customers and paid directly to any taxing agency.

Proprietors.—"Active proprietors..." represents owners and partners of unincorporated businesses who devoted the major portion of their time to the business in November 1948.

Employment.—"Number of paid employees..." represents all employees on the pay roll for the pay period ending nearest November 15, 1948. "Full workweek" employees, whether regular or seasonal, are those who in the November 15 pay period were paid for working at least the number of hours typically worked in a week by employees of the reporting establishment.



1948 CENSUS OF BUSINESS

RETAIL, WHOLESALE, SERVICE TRADES

U. S. DEPARTMENT OF COMMERCE
BUREAU OF THE CENSUS

PRELIMINARY

For Release May 29, 1950

Release Series BC-1P-37-046

MONTGOMERY COUNTY, PA.

Retail, wholesale, and service establishments located in Montgomery County, Pennsylvania, showed a substantial expansion in dollar volume of trade from 1939 to 1948 according to preliminary figures from the 1948 Census of Business released today by the Bureau of the Census, U. S. Department of Commerce.

Retail sales in the county during 1948 aggregated \$310.4 million, an increase of 201 percent over the \$103.1 million sales in 1939, when the preceding Census of Business was taken. Wholesale sales volume in the county showed a 210 percent rise over the same period, reaching a total of \$120.3 million in 1948 as compared with \$38.8 million in 1939. The service trades included in the Census of Business reported receipts totaling \$17.9 million in 1948 compared with \$5.4 million in 1939. Amusement businesses in the county recorded receipts of \$4.0 million in 1948. No comparable figure for 1939 is available.

Employment in the county also rose over the 9-year period between 1939 and 1948 for the trades covered by the Census of Business. Retail trade establishments reported 16,109 paid employees for the workweek ended nearest November 15, 1948. Of these, 12,993 worked the full week, and the remainder part of the week. The comparable total and full workweek figures for 1939 were 10,388 and 8,442. Wholesale trade establishments reported a total of 2,342 full- and part-week employees for the week of November 15, 1948, compared with 1,155 for the same week of 1939. For the selected service trades, November 15, 1948, paid employees numbered 2,491; the comparable figure for 1939, adjusted for change in scope between the two Censuses, was 1,429.

These preliminary figures have been derived from a Census report on Montgomery County, Pennsylvania. The report also contains data for the cities of Abington township, Ambler, Bridgeport, Cheltenham township, Conshohocken, Hatboro, Jenkintown, Lansdale, Lower Merion township, Narberth, Norristown, Pottstown, Royersford, and Souderton.

Final figures, superseding the preliminary data for Montgomery County, will be included in a Bulletin for the State of Pennsylvania to be issued in several months. Similar data will be made available this year in preliminary and final form for each of the counties and States. A single copy of the preliminary release for Montgomery County as well as an order blank for other area releases may be obtained by writing to the Bureau of the Census, Washington 25, D. C.

Table 1.—CENSUS OF BUSINESS PRELIMINARY RESULTS FOR 1948, BY TRADE GROUP
MONTGOMERY COUNTY, PA.

Trade group and kind of business	Number of establishments	1948 sales and receipts (Thousand dollars)	Active proprietors of unincorporated businesses Nov. 1948	Paid employees, workweek ended nearest Nov. 15, 1948	
				Total employees ¹	Full workweek employees
RETAIL TRADE, total.....	3,855	310,367	3,884	16,109	12,993
Food group.....	1,041	90,031	1,043	3,337	2,768
Eating and drinking places.....	679	21,868	804	2,698	2,039
General merchandise grp, general stores.	109	24,713	105	2,271	1,596
Apparel group.....	341	19,734	337	1,070	787
Furniture-home furnishings-appliance grp.	208	15,339	202	875	804
Automotive group.....	189	52,474	143	1,788	1,741
Gasoline service stations.....	430	16,348	451	833	626
Lumber-building-hardware group.....	172	22,113	164	978	889
Drug and proprietary stores.....	157	9,435	146	653	404
All other retail stores.....	529	38,312	489	1,606	1,339
WHOLESALE TRADE, total.....	279	120,320	222	2,342	x
Merchant wholesalers, total.....	216	74,638	195	1,937	x
Groceries, foods.....	50	29,530	48	504	x
Hardware, elec'l, plum'g and heat'g..	22	6,096	14	136	x
Mach'y, equip't, industrial supplies..	15	1,234	9	62	x
Automotive parts, accessories.....	25	4,249	25	235	x
All other merchant wholesalers.....	104	33,529	99	1,000	x
Petroleum bulk plants, terminals.....	25	22,264	8	194	x
Agents, brokers (merchandise).....	20	11,172	16	87	x
Other type of wholesale.....	18	12,246	3	124	x
SELECTED SERVICE TRADES, ^{2/} total.....	1,298	17,866	1,374	2,491	2,188
Personal services.....	832	9,999	859	1,618	1,463
Business services.....	47	771	43	180	87
Automotive repairs and services.....	255	4,311	304	396	356
Other repair services.....	164	2,785	168	297	282
HOTELS.....	29	1,711	34	294	246
TOURIST COURTS AND CAMPS.....	5	93	8	7	7
AMUSEMENTS.....	82	4,003	77	632	x

x Not available.

^{1/} Includes employees paid for less than the full workweek.

^{2/} See General Description on last page for changes from the 1939 Census of Business in the coverage of Service Trades.

Table 2.—CENSUS OF BUSINESS PRELIMINARY RESULTS FOR 1948 FOR CITIES OF 2,500 INHABITANTS OR MORE

MONTGOMERY COUNTY, PA.

(Data omitted for trade groups where necessary to avoid disclosure)

City and trade group ¹	Number of establishments	1948 sales and receipts (Thousand dollars)	Active proprietors of unincorporated businesses Nov. 1948	Paid employees, workweek ended nearest Nov. 15, 1948	
				Total employees ²	Full workweek employees
Abington township:					
Retail trade.....	162	11,700	170	553	449
Wholesale trade.....	8	2,074	8	73	x
Selected service trades....	61	722	59	75	61
Ambler:					
Retail trade.....	101	7,307	98	420	312
Selected service trades....	31	230	32	17	13
Bridgeport:					
Retail trade.....	70	3,143	72	175	140
Selected service trades....	29	298	31	25	24
Cheltenham township:					
Retail trade.....	137	10,631	148	507	399
Wholesale trade.....	11	2,707	8	43	x
Selected service trades....	64	1,487	78	186	162
Conshohocken:					
Retail trade.....	163	7,652	165	346	253
Selected service trades....	56	434	61	23	16
Hatboro:					
Retail trade.....	82	6,358	105	254	214
Selected service trades....	25	193	29	25	22
Jenkintown:					
Retail trade.....	119	20,613	104	1,283	1,066
Wholesale trade.....	13	2,914	8	62	x
Selected service trades....	44	1,046	47	143	135
Lansdale:					
Retail trade.....	144	14,202	135	764	588
Wholesale trade.....	11	2,146	14	45	x
Selected service trades....	45	558	48	82	73
Lower Merion township:					
Retail trade.....	476	48,988	438	2,678	2,285
Wholesale trade.....	21	5,258	8	127	x
Selected service trades....	213	3,714	220	652	606
Amusements.....	7	451	2	103	x
Narberth:					
Retail trade.....	55	4,742	41	253	209
Selected service trades....	23	488	25	78	68
Norristown:					
Retail trade.....	539	44,746	530	2,511	1,944
Wholesale trade.....	53	16,813	49	420	x
Selected service trades....	193	2,440	198	425	389

Continued

Table 2.—CENSUS OF BUSINESS PRELIMINARY RESULTS FOR 1948 FOR CITIES OF 2,500 INHABITANTS OR MORE

MONTGOMERY COUNTY, PA.

(Data omitted for trade groups where necessary to avoid disclosure)

City and trade group ¹	Number of establishments	1948 sales and receipts (Thousand dollars)	Active proprietors of unincorporated businesses Nov. 1948	Paid employees, workweek ended nearest Nov. 15, 1948	
				Total employees ²	Full workweek employees
Pottstown:					
Retail trade.....	401	33,423	410	1,815	1,439
Wholesale trade.....	40	15,381	40	362	x
Selected service trades....	139	1,685	144	234	211
Amusements.....	8	530	5	53	x
Royersford:					
Retail trade.....	72	5,109	65	275	181
Selected service trades....	21	225	23	18	17
Souderton:					
Retail trade.....	79	9,096	92	337	265
Selected service trades....	24	255	29	38	33
Remainder of county:^{3/}					
Retail trade.....	1,255	82,657	1,311	3,938	3,249
Wholesale trade.....	114	63,951	82	1,083	x
Selected service trades....	330	4,091	350	470	358
Amusements.....	29	738	32	127	x

x Not available.

1/ See General Description on this page for changes from the 1939 Census of Business in the coverage of Service Trades.

2/ Includes employees paid for less than the full workweek.

3/ Includes figures for establishments, other than wholesale, not located in cities of 2,500 inhabitants or more, and wholesale establishments not located in cities of 5,000 inhabitants or more.

GENERAL DESCRIPTION OF PRELIMINARY RELEASES FOR THE 1948 CENSUS OF BUSINESS

This series of releases, of which one is planned for each county in the United States, presents preliminary results of the 1948 Census of Business. The information is based on reports submitted by business establishments for that Census. The figures shown are preliminary, and are subject to revision in the final Census publications, but the changes are expected to be relatively minor with respect to coverage. The final Census figures will be issued in a series of Business Census bulletins which will show additional detailed kind-of-business information for all places where there are a sufficient number of establishments.

The 1948 Census of Business was taken under the provision of the Act of June 19, 1948, which provides that the Business Census be taken for 1948 and for each fifth year thereafter. Previous Business Censuses were taken for the years 1929, 1933, 1935, and 1939.

Scope of the Census.—The 1948 Census of Business covered all establishments in the following trades, as defined by the Standard Industrial Classification Manual, May 1949 issue, of the Executive Office of the President: all retail trades; all wholesale trades; all service trades in the following four groups—personal services, business services, automobile repairs and services, and miscellaneous repair services; hotels; tourist courts and camps; and amusements, including motion picture theaters. Some important services not covered are radio broadcasting and television, medical and health, legal, educational, nonprofit, accounting, and domestic services.

This coverage is similar to that of the 1939 Business Census. However, "custom trades" and "services incidental to transportation," which are no longer included in the standard classification of the service trades, are not covered by the 1948 Census. In a number of localities, these exclusions as well as

other changes in the standard classification may have a considerable effect in comparing 1948 with 1939 data, particularly with respect to establishment count.

Establishment definition.—For Census purposes, a business establishment is defined to include only enterprises conducted from a recognizable place of business, provided that the annual sales were in excess of \$5,000 for a wholesale trade establishment and \$500 for establishments in other trades. A detailed analysis of coverage will be provided in future Census of Business publications.

"Number of establishments" is the number of separate business locations, rather than the number of business companies or organizations, since the Census figures represent information reported separately for each business location or establishment. The establishment count reflects the number of places in business at the end of 1948 excluding administrative and executive offices of multiunit organizations, and "chain store" warehouses.

Sales and receipts.—"1948 sales and receipts" represents sales of merchandise and receipts from repairs and other services to customers. The figures reflect deductions for returned goods and allowances, but not for trade-in allowances; they exclude sales and excise taxes collected from customers and paid directly to any taxing agency.

Proprietors.—"Active proprietors..." represents owners and partners of unincorporated businesses who devoted the major portion of their time to the business in November 1948.

Employment.—"Number of paid employees..." represents all employees on the pay roll for the pay period ending nearest November 15, 1948. "Full workweek" employees, whether regular or seasonal, are those who in the November 15 pay period were paid for working at least the number of hours typically worked in a week by employees of the reporting establishment.

1948 CENSUS OF BUSINESS

RETAIL, WHOLESALE, SERVICE TRADES

U. S. DEPARTMENT OF COMMERCE
BUREAU OF THE CENSUS

PRELIMINARY

For Release May 22, 1950

Release Series BC-1P-37-047

MONTOUR COUNTY, PA.

Retail, wholesale, and service establishments located in Montour County, Pennsylvania, showed a substantial expansion in dollar volume of trade from 1939 to 1948 according to preliminary figures from the 1948 Census of Business released today by the Bureau of the Census, U. S. Department of Commerce.

Retail sales in the county during 1948 aggregated \$7.4 million, an increase of 164 percent over the \$2.8 million in 1939, when the preceding Census of Business was taken. Wholesale sales in the county reached a total of \$3.2 million in 1948 as compared with \$1.2 million in 1939. The service trades included in the Census of Business recorded receipts totaling \$280,000 in 1948 compared with \$110,000 in 1939.

Employment in the county also rose over the 9-year period between 1939 and 1948 for the above trades. Establishments in these trades reported a combined total of 477 paid employees for the workweek ended nearest November 15, 1948. This compared with a total of 368 employees reported for the week of November 15, 1939.

These preliminary figures have been derived from a Census report on Montour County, Pennsylvania, which also includes data for the city of Danville. Final figures, superseding the preliminary data for Montour County, will be included in a Bulletin for the State of Pennsylvania to be issued in several months. Similar data will be made available this year in preliminary and final form for each of the counties and States. A single copy of the preliminary release for Montour County as well as an order blank for other area releases may be obtained by writing to the Bureau of the Census, Washington 25, D. C.

Table 1.—CENSUS OF BUSINESS PRELIMINARY RESULTS FOR 1948, BY TRADE GROUP

MONTOUR COUNTY, PA.

Trade group and kind of business	Number of establishments	1948 sales and receipts (Thousand dollars)	Active proprietors of unincorporated businesses Nov. 1948	Paid employees, workweek ended nearest Nov. 15, 1948	
				Total employees ¹	Full workweek employees
RETAIL TRADE, total.....	163	7,432	168	370	259
Food group.....	41	2,042	41	60	45
Eating and drinking places.....	32	630	37	80	41
General merchandise grp, general stores	8	584	6	55	32
Apparel group.....	16	687	13	42	29
Furniture-home furnishgs-appliance grp	6	294	5	16	10
Automotive group.....	12	1,455	14	44	44
Gasoline service stations.....	20	281	24	13	10
All other retail stores.....	28	1,459	28	60	48
WHOLESALE TRADE.....	9	3,217	10	74	x
SELECTED SERVICE TRADES, ² /total.....	41	280	45	33	19
Personal services.....	29	163	32	28	16
All other service trades.....	12	117	13	5	3

x Not available.

¹/ Includes employees paid for less than the full workweek.

²/ See General Description on last page for changes from the 1939 Census of Business in the coverage of Service Trades.

Table 2.—CENSUS OF BUSINESS PRELIMINARY RESULTS FOR 1948 FOR CITIES OF 2,500 INHABITANTS OR MORE

MONTOUR COUNTY, PA.

(Data omitted for trade groups where necessary to avoid disclosure)

City and trade group ¹	Number of establishments	1948 sales and receipts (Thousand dollars)	Active proprietors of unincorporated businesses Nov. 1948	Paid employees, workweek ended nearest Nov. 15, 1948	
				Total employees ²	Full workweek employees
Danville:					
Retail trade.....	123	6,474	120	343	245
Selected service trades....	33	253	37	30	19
Remainder of county:					
Retail trade.....	40	958	48	27	14
Selected service trades...	8	27	8	3	-

1/ See General Description on this page for changes from the 1939 Census of Business in the coverage of Service Trades.

2/ Includes employees paid for less than the full workweek.

GENERAL DESCRIPTION OF PRELIMINARY RELEASES FOR THE 1948 CENSUS OF BUSINESS

This series of releases, of which one is planned for each county in the United States, presents preliminary results of the 1948 Census of Business. The information is based on reports submitted by business establishments for that Census. The figures shown are preliminary, and are subject to revision in the final Census publications, but the changes are expected to be relatively minor with respect to coverage. The final Census figures will be issued in a series of Business Census bulletins which will show additional detailed kind-of-business information for all places where there are a sufficient number of establishments.

The 1948 Census of Business was taken under the provision of the Act of June 19, 1948, which provides that the Business Census be taken for 1948 and for each fifth year thereafter. Previous Business Censuses were taken for the years 1929, 1933, 1935, and 1939.

Scope of the Census.—The 1948 Census of Business covered all establishments in the following trades, as defined by the Standard Industrial Classification Manual, May 1949 issue, of the Executive Office of the President: all retail trades; all wholesale trades; all service trades in the following four groups—personal services, business services, automobile repairs and services, and miscellaneous repair services; hotels; tourist courts and camps; and amusements, including motion picture theaters. Some important services not covered are radio broadcasting and television, medical and health, legal, educational, nonprofit, accounting, and domestic services.

This coverage is similar to that of the 1939 Business Census. However, "custom trades" and "services incidental to transportation," which are no longer included in the standard classification of the service trades, are not covered by the 1948 Census. In a number of localities, these exclusions as well as

other changes in the standard classification may have a considerable effect in comparing 1948 with 1939 data, particularly with respect to establishment count.

Establishment definition.—For Census purposes, a business establishment is defined to include only enterprises conducted from a recognizable place of business, provided that the annual sales were in excess of \$5,000 for a wholesale trade establishment and \$500 for establishments in other trades. A detailed analysis of coverage will be provided in future Census of Business publications.

"Number of establishments" is the number of separate business locations, rather than the number of business companies or organizations, since the Census figures represent information reported separately for each business location or establishment. The establishment count reflects the number of places in business at the end of 1948 excluding administrative and executive offices of multiunit organizations, and "chain store" warehouses.

Sales and receipts.—"1948 sales and receipts" represents sales of merchandise and receipts from repairs and other services to customers. The figures reflect deductions for returned goods and allowances, but not for trade-in allowances; they exclude sales and excise taxes collected from customers and paid directly to any taxing agency.

Proprietors.—"Active proprietors..." represents owners and partners of unincorporated businesses who devoted the major portion of their time to the business in November 1948.

Employment.—"Number of paid employees..." represents all employees on the pay roll for the pay period ending nearest November 15, 1948. "Full workweek" employees, whether regular or seasonal, are those who in the November 15 pay period were paid for working at least the number of hours typically worked in a week by employees of the reporting establishment.

1948 CENSUS OF BUSINESS

RETAIL, WHOLESALE, SERVICE TRADES

U. S. DEPARTMENT OF COMMERCE
BUREAU OF THE CENSUS

PRELIMINARY

For Release May 22, 1950

Release Series BC-1P- 37-048

NORTHAMPTON COUNTY, PA.

Retail, wholesale, and service establishments located in Northampton County, Pennsylvania, showed a substantial expansion in dollar volume of trade from 1939 to 1948 according to preliminary figures from the 1948 Census of Business released today by the Bureau of the Census, U. S. Department of Commerce.

Retail sales in the county during 1948 aggregated \$164.6 million, an increase of 195 percent over the \$55.8 million in 1939, when the preceding Census of Business was taken. Wholesale sales in the county reached a total of \$62.4 million in 1948 as compared with \$36.5 million in 1939. The service trades included in the Census of Business recorded receipts totaling \$7.8 million in 1948 compared with \$2.7 million in 1939.

Employment in the county also rose over the 9-year period between 1939 and 1948 for the above trades. Establishments in these trades reported a combined total of 11,442 paid employees for the workweek ended nearest November 15, 1948. This compared with a total of 8,471 employees reported for the week of November 15, 1939.

These preliminary figures have been derived from a Census report on Northampton County, Pennsylvania, which also includes data for the cities of Bangor, Easton, Hellertown, Nazareth, Northampton, North Catasauqua, Pen Argyl, Wilson, and that part of the city of Bethlehem located in Northampton County. Final figures, superseding the preliminary data for Northampton County, will be included in a Bulletin for the State of Pennsylvania to be issued in several months. Similar data will be made available this year in preliminary and final form for each of the counties and States. A single copy of the preliminary release for Northampton County as well as an order blank for other area releases may be obtained by writing to the Bureau of the Census, Washington 25, D.C.

91643

Table 1.—CENSUS OF BUSINESS PRELIMINARY RESULTS FOR 1948, BY TRADE GROUP
NORTHAMPTON COUNTY, PA.

Trade group and kind of business	Number of establishments	1948 sales and receipts (Thousand dollars)	Active proprietors of unincorporated businesses Nov. 1948	Paid employees, workweek ended nearest Nov. 15, 1948	
				Total employees ¹	Full workweek employees
RETAIL TRADE, total.....	2,563	164,609	2,598	8,929	6,920
Food group.....	835	49,323	837	1,601	1,269
Eating and drinking places.....	481	11,701	592	1,336	995
General merchandise grp, general stores	53	13,938	42	1,375	898
Apparel group.....	239	16,391	212	1,026	672
Furniture-home furnishgs-appliance grp.	147	10,876	144	626	550
Automotive group.....	116	22,029	93	889	843
Gasoline service stations.....	320	6,470	250	273	212
Lumber-building-hardware group.....	91	13,471	82	766	685
Drug and proprietary stores.....	60	4,383	44	327	232
All other retail stores.....	311	16,027	302	710	564
WHOLESALE TRADE, total.....	197	62,418	149	1,376	x
Merchant wholesalers, total.....	169	44,675	140	1,133	x
Groceries, foods.....	50	13,247	47	330	x
Hardware, elec'l, plum'g and heat'g..	13	4,012	7	113	x
Mach'y, equit't, industrial supplies..	21	2,496	17	110	x
Waste materials dealers.....	15	1,691	14	57	x
All other merchant wholesalers.....	70	23,229	55	523	x
Manufact'rs' sales branches, offices...	10	10,852	-	157	x
Petroleum bulk plants, terminals.....	12	4,036	4	61	x
Other types of wholesale.....	6	2,855	5	25	x
SELECTED SERVICE TRADES, ^{2/} total.....	822	7,831	845	1,137	1,004
Personal services.....	545	4,979	555	834	743
Business services.....	31	282	32	26	36
Automotive repairs and services.....	151	1,616	161	176	148
Other repair services.....	95	954	97	91	79
HOTELS.....	29	1,766	30	327	281
AMUSEMENTS.....	75	2,552	61	504	x

x Not available.

^{1/} Includes employees paid for less than the full week.

^{2/} See General Description on last page for changes from the 1939 Census of Business in the coverage of Service Trades.

Table 2.—CENSUS OF BUSINESS PRELIMINARY RESULTS FOR 1948 FOR CITIES OF 2,500 INHABITANTS OR MORE

NORTHAMPTON COUNTY, PA.

(Data omitted for trade groups where necessary to avoid disclosure)

City and trade group ¹	Number of establishments	1948 sales and receipts (Thousand dollars)	Active proprietors of unincorporated businesses Nov. 1948	Paid employees, workweek ended nearest Nov. 15, 1948	
				Total employees ²	Full workweek employees
Bangor:					
Retail trade.....	127	7,086	126	309	227
Wholesale trade.....					
Selected service trades....	39	306	40	37	32
Bethlehem (part):					
Retail trade.....	743	53,437	740	3,009	2,355
Wholesale trade.....	48	17,584	41	416	x
Selected service trades....	236	2,488	236	330	288
Hotels.....	7	396	10	51	46
Amusements.....	20	1,046	13	217	x
Easton:					
Retail trade.....	606	58,017	577	3,678	2,889
Wholesale trade.....	82	26,953	58	620	x
Selected service trades....	244	2,858	254	507	461
Amusements.....	18	925	12	149	x
Hellertown:					
Retail trade.....	55	2,820	56	112	87
Selected service trades....	20	118	21	7	6
Nazareth:					
Retail trade.....	95	6,239	87	285	228
Wholesale trade.....	5	743	2	13	x
Selected service trades....	36	240	38	32	28
Northampton:					
Retail trade.....	125	7,906	125	366	291
Wholesale trade.....	7	1,254	6	50	x
Selected service trades....	39	278	38	25	20
North Catasauqua:					
Retail trade.....	23	453	27	22	7
Selected service trades....	7	61	9	4	2
Pen Argyl:					
Retail trade.....	73	2,577	72	142	100
Selected service trades....	20	83	20	7	2
Wilson:					
Retail trade.....	81	4,698	84	201	161
Wholesale trade.....	7	1,278	6	35	x
Selected service trades....	37	585	40	106	99
Remainder of county: ^{3/}					
Retail trade.....	635	21,376	704	805	575
Wholesale trade.....	48	14,606	36	242	x
Selected service trades....	144	814	149	82	66
Hotels.....	7	126	7	17	x
Amusements.....	22	155	23	25	x

x Not available.

1/ See General Description on last page for changes from the 1939 Census of Business in the coverage of Service Trades.

2/ Includes employees paid for less than the full workweek.

3/ Includes figures for establishments, other than wholesale, not located in cities of 2,500 inhabitants or more, and wholesale establishments not located in cities of 5,000 inhabitants or more.

GENERAL DESCRIPTION OF PRELIMINARY RELEASES FOR THE 1948 CENSUS OF BUSINESS

This series of releases, of which one is planned for each county in the United States, presents preliminary results of the 1948 Census of Business. The information is based on reports submitted by business establishments for that Census. The figures shown are preliminary, and are subject to revision in the final Census publications, but the changes are expected to be relatively minor with respect to coverage. The final Census figures will be issued in a series of Business Census bulletins which will show additional detailed kind-of-business information for all places where there are a sufficient number of establishments.

The 1948 Census of Business was taken under the provision of the Act of June 19, 1948, which provides that the Business Census be taken for 1948 and for each fifth year thereafter. Previous Business Censuses were taken for the years 1929, 1933, 1935, and 1939.

Scope of the Census.—The 1948 Census of Business covered all establishments in the following trades, as defined by the Standard Industrial Classification Manual, May 1949 issue, of the Executive Office of the President: all retail trades; all wholesale trades; all service trades in the following four groups—personal services, business services, automobile repairs and services, and miscellaneous repair services; hotels; tourist courts and camps; and amusements, including motion picture theaters. Some important services not covered are radio broadcasting and television, medical and health, legal, educational, nonprofit, accounting, and domestic services.

This coverage is similar to that of the 1939 Business Census. However, "custom trades" and "services incidental to transportation," which are no longer included in the standard classification of the service trades, are not covered by the 1948 Census. In a number of localities, these exclusions as well as other changes in the standard classification may have a considerable effect in comparing

1948 with 1939 data, particularly with respect to establishment count.

Establishment definition.—For Census purposes, a business establishment is defined to include only enterprises conducted from a recognizable place of business, provided that the annual sales were in excess of \$5,000 for a wholesale trade establishment and \$500 for establishments in other trades. A detailed analysis of coverage will be provided in future Census of Business publications.

"Number of establishments" is the number of separate business locations, rather than the number of business companies or organizations, since the Census figures represent information reported separately for each business location or establishment. The establishment count reflects the number of places in business at the end of 1948 excluding administrative and executive offices of multiunit organizations, and "chain store" warehouses.

Sales and receipts.—"1948 sales and receipts" represents sales of merchandise and receipts from repairs and other services to customers. The figures reflect deductions for returned goods and allowances, but not for trade-in allowances; they exclude sales and excise taxes collected from customers and paid directly to any taxing agency.

Proprietors.—"Active proprietors..." represents owners and partners of unincorporated businesses who devoted the major portion of their time to the business in November 1948.

Employment.—"Number of paid employees..." represents all employees on the pay roll for the pay period ending nearest November 15, 1948. "Full workweek" employees, whether regular or seasonal, are those who in the November 15 pay period were paid for working at least the number of hours typically worked in a week by employees of the reporting establishment.

1948 CENSUS OF BUSINESS

RETAIL, WHOLESALE, SERVICE TRADES

U. S. DEPARTMENT OF COMMERCE
BUREAU OF THE CENSUS

PRELIMINARY

For Release May 29, 1950

Release Series BC-1P-37-049

NORTHUMBERLAND COUNTY, PA.

Retail, wholesale, and service establishments located in Northumberland County, Pennsylvania, showed a substantial expansion in dollar volume of trade from 1939 to 1948 according to preliminary figures from the 1948 Census of Business released today by the Bureau of the Census, U. S. Department of Commerce.

Retail sales in the county during 1948 aggregated \$88.3 million, an increase of 194 percent over the \$30.0 million in 1939, when the preceding Census of Business was taken. Wholesale sales in the county reached a total of \$35.2 million in 1948 as compared with \$11.0 million in 1939. The service trades included in the Census of Business recorded receipts totaling \$3.5 million in 1948 compared with \$1.1 million in 1939.

Employment in the county also rose over the 9-year period between 1939 and 1948 for the above trades. Establishments in these trades reported a combined total of 6,235 paid employees for the workweek ended nearest November 15, 1948. This compared with a total of 3,950 employees reported for the week of November 15, 1939.

These preliminary figures have been derived from a Census report on Northumberland County, Pennsylvania, which also includes data for the cities of Kulpmont, Milton, Mount Carmel, Northumberland, Shamokin, and Sunbury. Final figures, superseding the preliminary data for Northumberland County, will be included in a Bulletin for the State of Pennsylvania to be issued in several months. Similar data will be made available this year in preliminary and final form for each of the counties and States. A single copy of the preliminary release for Northumberland County as well as an order blank for other area releases may be obtained by writing to the Bureau of the Census, Washington 25, D. C.

Table 1.—CENSUS OF BUSINESS PRELIMINARY RESULTS FOR 1948, BY TRADE GROUP
NORTHUMBERLAND COUNTY, PA.

Trade group and kind of business	Number of establishments	1948 sales and receipts (Thousand dollars)	Active proprietors of unincorporated businesses Nov. 1948	Paid employees, workweek ended nearest Nov. 15, 1948	
				Total employees ¹	Full workweek employees
RETAIL TRADE, total.....	1,795	88,251	1,792	5,021	3,851
Food group.....	584	24,179	579	902	697
Eating and drinking places.....	382	6,034	445	689	482
General merchandise grp, general stores	41	8,914	17	885	529
Apparel group.....	145	8,407	118	486	323
Furniture-home furnishings-appliance grp	85	5,467	81	311	291
Automotive group.....	105	14,728	107	563	541
Gasoline service stations.....	167	4,083	173	168	139
Lumber-building-hardware group.....	74	7,203	71	480	460
Drug and proprietary stores.....	36	2,450	22	202	138
All other retail stores.....	176	6,786	179	335	251
WHOLESALE TRADE, total.....	125	35,247	122	793	x
Merchant wholesalers, total.....	100	23,089	109	596	x
Groceries, foods.....	26	4,666	36	101	x
Mach'y, equip't, industrial supplies	5	1,002	2	37	x
Automotive parts, accessories.....	10	2,465	5	130	x
All other merchant wholesalers.....	59	14,956	66	328	x
Manufact'rs' sales branches, offices..	6	2,050	-	49	x
Petroleum bulk plants, terminals.....	11	6,820	8	97	x
Other types of wholesale.....	8	3,288	5	51	x
SELECTED SERVICE TRADES ^{2/} total.....	492	3,474	512	421	377
Personal services.....	353	2,267	365	326	291
Business services.....	8	117	9	12	12
Automotive repairs and services.....	76	782	82	64	60
Other repair services.....	55	308	56	19	14
HOTELS.....	14	903	13	201	188
AMUSEMENTS.....	33	1,520	25	247	x

x Not available.

^{1/} Includes employees paid for less than the full workweek.

^{2/} See General Description on last page for changes from the 1939 Census of Business and the coverage of Service Trades.

Table 2.—CENSUS OF BUSINESS PRELIMINARY RESULTS FOR 1948 FOR CITIES OF 2,500 INHABITANTS OR MORE

NORTHUMBERLAND COUNTY, PA.

(Data omitted for trade groups where necessary to avoid disclosure)

City and trade group ¹	Number of establishments	1948 sales and receipts (Thousand dollars)	Active proprietors of unincorporated businesses Nov. 1948	Paid employees, workweek ended nearest Nov. 15, 1948	
				Total employees ²	Full workweek employees
Kulpsmont:					
Retail trade.....	92	2,323	101	82	53
Wholesale trade.....	Included with "Remainder of county"				
Selected service trades...	29	94	30	2	1
Milton:					
Retail trade.....	151	8,475	144	524	391
Wholesale trade.....	9	5,829	5	78	x
Selected service trades...	54	413	57	44	37
Mount Carmel:					
Retail trade.....	306	12,725	314	763	513
Wholesale trade.....	25	5,125	28	112	x
Selected service trades...	89	514	85	48	39
Northumberland:					
Retail trade.....	66	3,287	68	192	163
Selected service trades...	23	91	24	11	11
Shamokin:					
Retail trade.....	351	21,775	333	1,326	1,063
Wholesale trade.....	20	5,982	27	118	x
Selected service trades...	103	697	113	78	72
Sunbury:					
Retail trade.....	267	22,516	229	1,459	1,105
Wholesale trade.....	33	8,226	25	299	x
Selected service trades...	80	706	85	121	107
Remainder of county: ^{3/}					
Retail trade.....	562	17,150	603	675	563
Wholesale trade.....	38	10,085	37	186	x
Selected service trades...	114	959	118	117	110

x Not available.

1/ See General Description on last page for changes from the 1939 Census of Business in the coverage of Service Trades.

2/ Includes employees paid for less than the full workweek.

3/ Includes figures for establishments, other than wholesale, not located in cities of 2,500 inhabitants or more, and wholesale establishments not located in cities of 5,000 inhabitants or more.

GENERAL DESCRIPTION OF PRELIMINARY RELEASES FOR THE 1948 CENSUS OF BUSINESS

This series of releases, of which one is planned for each county in the United States, presents preliminary results of the 1948 Census of Business. The information is based on reports submitted by business establishments for that Census. The figures shown are preliminary, and are subject to revision in the final Census publications, but the changes are expected to be relatively minor with respect to coverage. The final Census figures will be issued in a series of Business Census bulletins which will show additional detailed kind-of-business information for all places where there are a sufficient number of establishments.

The 1948 Census of Business was taken under the provision of the Act of June 19, 1948, which provides that the Business Census be taken for 1948 and for each fifth year thereafter. Previous Business Censuses were taken for the years 1929, 1933, 1935, and 1939.

Scope of the Census.—The 1948 Census of Business covered all establishments in the following trades, as defined by the Standard Industrial Classification Manual, May 1949 issue, of the Executive Office of the President: all retail trades; all wholesale trades; all service trades in the following four groups—personal services, business services, automobile repairs and services, and miscellaneous repair services; hotels; tourist courts and camps; and amusements, including motion picture theaters. Some important services not covered are radio broadcasting and television, medical and health, legal, educational, nonprofit, accounting, and domestic services.

This coverage is similar to that of the 1939 Business Census. However, "custom trades" and "services incidental to transportation," which are no longer included in the standard classification of the service trades, are not covered by the 1948 Census. In a number of localities, these exclusions as well as other changes in the standard classification may have a considerable effect in comparing

1948 with 1939 data, particularly with respect to establishment count.

Establishment definition.—For Census purposes, a business establishment is defined to include only enterprises conducted from a recognizable place of business, provided that the annual sales were in excess of \$5,000 for a wholesale trade establishment and \$500 for establishments in other trades. A detailed analysis of coverage will be provided in future Census of Business publications.

"Number of establishments" is the number of separate business locations, rather than the number of business companies or organizations, since the Census figures represent information reported separately for each business location or establishment. The establishment count reflects the number of places in business at the end of 1948 excluding administrative and executive offices of multiunit organizations, and "chain store" warehouses.

Sales and receipts.—"1948 sales and receipts" represents sales of merchandise and receipts from repairs and other services to customers. The figures reflect deductions for returned goods and allowances, but not for trade-in allowances; they exclude sales and excise taxes collected from customers and paid directly to any taxing agency.

Proprietors.—"Active proprietors..." represents owners and partners of unincorporated businesses who devoted the major portion of their time to the business in November 1948.

Employment.—"Number of paid employees..." represents all employees on the pay roll for the pay period ending nearest November 15, 1948. "Full workweek" employees, whether regular or seasonal, are those who in the November 15 pay period were paid for working at least the number of hours typically worked in a week by employees of the reporting establishment.

1948 CENSUS OF BUSINESS

RETAIL, WHOLESALE, SERVICE TRADES

U. S. DEPARTMENT OF COMMERCE
BUREAU OF THE CENSUS

PRELIMINARY

For Release May 15, 1950

Release Series BC-1P-37-050

PERRY COUNTY, PA.

Retail, wholesale, and service establishments located in Perry County, Pennsylvania, showed a substantial expansion in dollar volume of trade from 1939 to 1948 according to preliminary figures from the 1948 Census of Business released today by the Bureau of the Census, U. S. Department of Commerce.

Retail sales in the county during 1948 aggregated \$14.2 million, an increase of 264 percent over the \$3.9 million in 1939, when the preceding Census of Business was taken. Wholesale sales in the county reached a total of \$1.8 million in 1948 as compared with \$1.1 million in 1939. The service trades included in the Census of Business recorded receipts totaling \$689,000 in 1948 compared with \$187,000 in 1939.

Employment in the county also rose over the 9-year period between 1939 and 1948 for the above trades. Establishments in these trades reported a combined total of 693 paid employees for the workweek ended nearest November 15, 1948. This compared with a total of 474 employees reported for the week of November 15, 1939.

These preliminary figures have been derived from a Census report on Perry County, Pennsylvania. Final figures, superseding the preliminary data for Perry County, will be included in a Bulletin for the State of Pennsylvania to be issued in several months. Similar data will be made available this year in preliminary and final form for each of the counties and States. A single copy of the preliminary release for Perry County as well as an order blank for other area releases may be obtained by writing to the Bureau of the Census, Washington 25, D. C.

11423

Table 1.—CENSUS OF BUSINESS PRELIMINARY RESULTS FOR 1948, BY TRADE GROUP
PERRY COUNTY, PA.

Trade group and kind of business	Number of establishments	1948 sales and receipts (Thousand dollars)	Active proprietors of unincorporated businesses Nov. 1948	Paid employees, workweek ended nearest Nov. 15, 1948	
				Total employees ¹	Full workweek employees
RETAIL TRADE, total.....	315	14,233	323	603	490
Food group.....	94	3,619	89	117	85
Eating and drinking places.....	44	1,183	48	128	104
General merchandise grp, general stores	16	696	16	36	22
Apparel group.....	9	290	6	20	12
Furniture-home furnishgs-appliance grp	13	355	13	7	7
Automotive group.....	19	2,042	21	81	76
Gasoline service stations.....	54	1,693	56	41	32
Lumber-building-hardware group.....	28	1,457	40	81	73
Drug and proprietary stores.....	7	225	7	13	8
All other retail stores.....	31	2,673	27	79	71
WHOLESALE TRADE.....	10	1,750	7	36	x
SELECTED SERVICE TRADES, ^{2/} total.....	69	689	71	54	49
Personal services.....	40	175	41	18	14
All other service trades.....	29	514	30	36	35
AMUSEMENTS.....	11	104	8	28	x

x Not available.

1/ Includes employees paid for less than the full workweek.

2/ See General Description on this page for changes from the 1939 Census of Business in the coverage of Service Trades.

GENERAL DESCRIPTION OF PRELIMINARY RELEASES FOR THE 1948 CENSUS OF BUSINESS

This series of releases, of which one is planned for each county in the United States, presents preliminary results of the 1948 Census of Business. The information is based on reports submitted by business establishments for that Census. The figures shown are preliminary, and are subject to revision in the final Census publications, but the changes are expected to be relatively minor with respect to coverage. The final Census figures will be issued in a series of Business Census bulletins which will show additional detailed kind-of-business information for all places where there are a sufficient number of establishments.

The 1948 Census of Business was taken under the provision of the Act of June 19, 1948, which provides that the Business Census be taken for 1948 and for each fifth year thereafter. Previous Business Censuses were taken for the years 1929, 1933, 1935, and 1939.

Scope of the Census.—The 1948 Census of Business covered all establishments in the following trades, as defined by the Standard Industrial Classification Manual, May 1949 issue, of the Executive Office of the President: all retail trades; all wholesale trades; all service trades in the following four groups—personal services, business services, automobile repairs and services, and miscellaneous repair services; hotels; tourist courts and camps; and amusements, including motion picture theaters. Some important services not covered are radio broadcasting and television, medical and health, legal, educational, nonprofit, accounting, and domestic services.

This coverage is similar to that of the 1939 Business Census. However, "custom trades" and "services incidental to transportation," which are no longer included in the standard classification of the service trades, are not covered by the 1948 Census. In a number of localities, these exclusions as well as

other changes in the standard classification may have a considerable effect in comparing 1948 with 1939 data, particularly with respect to establishment count.

Establishment definition.—For Census purposes, a business establishment is defined to include only enterprises conducted from a recognizable place of business, provided that the annual sales were in excess of \$5,000 for a wholesale trade establishment and \$500 for establishments in other trades. A detailed analysis of coverage will be provided in future Census of Business publications.

"Number of establishments" is the number of separate business locations, rather than the number of business companies or organizations, since the Census figures represent information reported separately for each business location or establishment. The establishment count reflects the number of places in business at the end of 1948 excluding administrative and executive offices of multiunit organizations, and "chain store" warehouses.

Sales and receipts.—"1948 sales and receipts" represents sales of merchandise and receipts from repairs and other services to customers. The figures reflect deductions for returned goods and allowances, but not for trade-in allowances; they exclude sales and excise taxes collected from customers and paid directly to any taxing agency.

Proprietors.—"Active proprietors..." represents owners and partners of unincorporated businesses who devoted the major portion of their time to the business in November 1948.

Employment.—"Number of paid employees..." represents all employees on the pay roll for the pay period ending nearest November 15, 1948. "Full workweek" employees, whether regular or seasonal, are those who in the November 15 pay period were paid for working at least the number of hours typically worked in a week by employees of the reporting establishment.

1948 CENSUS OF BUSINESS

RETAIL, WHOLESALE, SERVICE TRADES

U. S. DEPARTMENT OF COMMERCE
BUREAU OF THE CENSUS

PRELIMINARY

For Release May 29, 1950

Release Series BC-1P-37-051

PHILADELPHIA COUNTY, PA.

Retail, wholesale, and service establishments located in Philadelphia County, Pennsylvania, showed a substantial expansion in dollar volume of trade from 1939 to 1948 according to preliminary figures from the 1948 Census of Business released today by the Bureau of the Census, U. S. Department of Commerce.

Retail sales in the county during 1948 aggregated \$2,109,000,000, an increase of 175 percent over the \$766,600,000 sales in 1939, when the preceding Census of Business was taken. Wholesale sales volume in the county showed a 214 percent rise over the same period, reaching a total of \$5,096,600,000 in 1948 as compared with \$1,622,100,000 in 1939. The service trades included in the Census of Business reported receipts totaling \$179,400,000 in 1948 compared with \$70,600,000 in 1939. Hotel receipts moved from \$9,700,000 in 1939 to \$27,600,000 in 1948. Amusement businesses in the county recorded receipts of \$37,800,000 in 1948. No comparable figure for 1939 is available.

Employment in the county also rose over the 9-year period between 1939 and 1948 for the trades covered by the Census of Business. Retail trade establishments reported 124,258 paid employees for the workweek ended nearest November 15, 1948. Of these, 101,221 worked the full week, and the remainder part of the week. The comparable total and full workweek figures for 1939 were 98,682 and 81,963. Wholesale trade establishments reported a total of 67,728 full- and part-week employees for the week of November 15, 1948, compared with 43,432 for the same week in 1939. For the selected service trades, November 15, 1948, paid employees numbered 28,872; the comparable figure for 1939, adjusted for change in scope between the two Censuses, was 24,546.

These preliminary figures have been derived from a Census report on Philadelphia County, Pennsylvania, which is co-extensive with the city of Philadelphia.

Final figures, superseding the preliminary data for Philadelphia County, will be included in a Bulletin for the State of Pennsylvania to be issued in several months. Similar data will be made available this year in preliminary and final form for each of the counties and States. A single copy of the preliminary release for Philadelphia County as well as an order blank for other area releases may be obtained by writing to the Bureau of the Census, Washington 25, D. C.

91889




Table 1.—CENSUS OF BUSINESS PRELIMINARY RESULTS FOR 1948, BY TRADE GROUP
PHILADELPHIA COUNTY, PA.

Trade group and kind of business	Number of establishments	1948 sales and receipts (Thousand dollars)	Active proprietors of unincorporated businesses Nov. 1948	Paid employees, workweek ended nearest Nov. 15, 1948	
				Total employees ¹	Full workweek employees
RETAIL TRADE, total.....	28,163	2,108,988	28,419	124,258	101,221
Food group.....	9,294	480,243	9,198	15,823	12,598
Eating and drinking places.....	5,627	218,206	6,155	27,261	22,281
General merchandise grp, general stores	711	459,597	684	36,606	28,389
Apparel group.....	3,275	220,011	3,144	12,738	9,895
Furniture-home furnishings-appliance grp	1,427	124,416	1,573	6,557	6,107
Automotive group.....	465	201,553	386	5,459	5,294
Gasoline service stations.....	1,114	40,254	1,125	2,082	1,736
Lumber-building-hardware group.....	822	61,196	821	2,907	2,618
Drug and proprietary stores.....	1,380	57,755	1,396	3,930	2,597
All other retail stores.....	4,048	245,757	3,937	10,895	9,706
WHOLESALE TRADE, total.....	5,490	5,096,629	4,688	62,728	x
Merchant wholesalers, total.....	3,897	2,086,322	3,881	38,442	x
Groceries, foods.....	704	414,990	821	6,013	x
Dry goods, apparel.....	481	132,861	558	2,465	x
Hardware, elec'l, plum'g and heat'g.	332	252,516	277	6,083	x
Mach'y, equip't, industrial supplies	513	154,096	477	5,212	x
Waste materials dealers.....	309	116,696	322	2,274	x
All other merchant wholesalers.....	1,558	1,015,163	1,426	16,395	x
Manufact'rs' sales branches, offices..	780	2,218,223	28	20,606	x
Petroleum bulk plants, terminals.....	29	143,041	5	1,479	x
Agents, brokers (merchandise).....	776	641,538	768	2,162	x
Assemblers of farm products.....	8	7,505	6	39	x
SELECTED SERVICE TRADES, ^{2/} total.....	11,524	179,367	11,809	28,872	26,219
Personal services.....	8,444	95,963	8,603	17,205	15,590
Business services.....	697	41,577	651	7,093	6,416
Automotive repairs and services.....	1,316	25,647	1,413	2,660	2,416
Other repair services.....	1,067	16,180	1,142	1,914	1,797
HOTELS.....	145	27,562	106	6,004	5,322
AMUSEMENTS.....	521	37,768	405	5,575	x

x Not available.

^{1/} Includes employees paid for less than the full workweek.

^{2/} See General Description on last page for changes from the 1939 Census of Business in the coverage of Service Trades.

GENERAL DESCRIPTION OF PRELIMINARY RELEASES FOR THE 1948 CENSUS OF BUSINESS

This series of releases, of which one is planned for each county in the United States, presents preliminary results of the 1948 Census of Business. The information is based on reports submitted by business establishments for that Census. The figures shown are preliminary, and are subject to revision in the final Census publications, but the changes are expected to be relatively minor with respect to coverage. The final Census figures will be issued in a series of Business Census bulletins which will show additional detailed kind-of-business information for all places where there are a sufficient number of establishments.

The 1948 Census of Business was taken under the provision of the Act of June 19, 1948, which provides that the Business Census be taken for 1948 and for each fifth year thereafter. Previous Business Censuses were taken for the years 1929, 1933, 1935, and 1939.

Scope of the Census.—The 1948 Census of Business covered all establishments in the following trades, as defined by the Standard Industrial Classification Manual, May 1949 issue, of the Executive Office of the President: all retail trades; all wholesale trades; all service trades in the following four groups—personal services, business services, automobile repairs and services, and miscellaneous repair services; hotels; tourist courts and camps; and amusements, including motion picture theaters. Some important services not covered are radio broadcasting and television, medical and health, legal, educational, nonprofit, accounting, and domestic services.

This coverage is similar to that of the 1939 Business Census. However, "custom trades" and "services incidental to transportation," which are no longer included in the standard classification of the service trades, are not covered by the 1948 Census. In a number of localities, these exclusions as well as other changes in the standard classification may have a considerable effect in comparing

1948 with 1939 data, particularly with respect to establishment count.

Establishment definition.—For Census purposes, a business establishment is defined to include only enterprises conducted from a recognizable place of business, provided that the annual sales were in excess of \$5,000 for a wholesale trade establishment and \$500 for establishments in other trades. A detailed analysis of coverage will be provided in future Census of Business publications.

"Number of establishments" is the number of separate business locations, rather than the number of business companies or organizations, since the Census figures represent information reported separately for each business location or establishment. The establishment count reflects the number of places in business at the end of 1948 excluding administrative and executive offices of multiunit organizations, and "chain store" warehouses.

Sales and receipts.—"1948 sales and receipts" represents sales of merchandise and receipts from repairs and other services to customers. The figures reflect deductions for returned goods and allowances, but not for trade-in allowances; they exclude sales and excise taxes collected from customers and paid directly to any taxing agency.

Proprietors.—"Active proprietors..." represents owners and partners of unincorporated businesses who devoted the major portion of their time to the business in November 1948.

Employment.—"Number of paid employees..." represents all employees on the pay roll for the pay period ending nearest November 15, 1948. "Full workweek" employees, whether regular or seasonal, are those who in the November 15 pay period were paid for working at least the number of hours typically worked in a week by employees of the reporting establishment.

1948 CENSUS OF BUSINESS

RETAIL, WHOLESALE, SERVICE TRADES

U. S. DEPARTMENT OF COMMERCE
BUREAU OF THE CENSUS

PRELIMINARY

For Release May 15, 1950

Release Series BC-1P-37-052

PIKE COUNTY, PA.

Retail and service establishments located in Pike County, Pennsylvania, showed a substantial expansion in dollar volume of trade from 1939 to 1948 according to preliminary figures from the 1948 Census of Business released today by the Bureau of the Census, U. S. Department of Commerce.

Retail sales in the county during 1948 aggregated \$5.5 million, an increase of 244 percent over the \$1.6 million in 1939, when the preceding Census of Business was taken. The service trades included in the Census of Business recorded receipts totaling \$222,000 in 1948 compared with \$46,000 in 1939. Wholesale sales in the county reached a total of \$359,000 in 1948. No comparable figure for 1939 is available.

Employment in the county also rose over the 9-year period between 1939 and 1948 for the retail and service trades. Establishments in these trades reported a combined total of 276 paid employees for the workweek ended nearest November 15, 1948. This compared with a total of 87 employees reported for the week of November 15, 1939. Wholesale establishments reported a total of 15 paid employees for the week of November 15, 1948.

These preliminary figures have been derived from a Census report on Pike County, Pennsylvania. Final figures, superseding the preliminary data for Pike County, will be included in a Bulletin for the State of Pennsylvania to be issued in several months. Similar data will be made available this year in preliminary and final form for each of the counties and States. A single copy of the preliminary release for Pike County as well as an order blank for other area releases may be obtained by writing to the Bureau of the Census, Washington 25, D. C.

Table 1.—CENSUS OF BUSINESS PRELIMINARY RESULTS FOR 1948, BY TRADE GROUP

PIKE COUNTY, PA.

Trade group and kind of business	Number of establishments	1948 sales and receipts (Thousand dollars)	Active proprietors of unincorporated businesses Nov. 1948	Paid employees, workweek ended nearest Nov. 15, 1948	
				Total employees ¹	Full workweek employees
RETAIL TRADE, total.....	190	5,490	190	266	184
Food group.....	52	1,657	52	55	44
Eating and drinking places.....	72	1,145	72	121	63
Furniture-home furnishings-appliance grp	5	107	5	6	4
Gasoline service stations.....	25	397	27	13	10
All other retail stores.....	36	2,184	34	71	63
WHOLESALE TRADE.....	5	359	1	15	x
SELECTED SERVICE TRADES, ² /total.....	31	222	34	10	10
Personal services.....	16	70	17	1	1
All other service trades.....	15	152	17	9	9
HOTELS.....	26	1,384	26	69	68
TOURIST COURTS AND CAMPS.....	11	72	11	3	3
AMUSEMENTS.....	9	113	8	10	x

x Not available.

¹/ Includes employees paid for less than the full workweek.

²/ See General Description on last page for changes from the 1939 Census of Business in the coverage of Service Trades.

GENERAL DESCRIPTION OF PRELIMINARY RELEASES FOR THE 1948 CENSUS OF BUSINESS

This series of releases, of which one is planned for each county in the United States, presents preliminary results of the 1948 Census of Business. The information is based on reports submitted by business establishments for that Census. The figures shown are preliminary, and are subject to revision in the final Census publications, but the changes are expected to be relatively minor with respect to coverage. The final Census figures will be issued in a series of Business Census bulletins which will show additional detailed kind-of-business information for all places where there are a sufficient number of establishments.

The 1948 Census of Business was taken under the provision of the Act of June 19, 1948, which provides that the Business Census be taken for 1948 and for each fifth year thereafter. Previous Business Censuses were taken for the years 1929, 1933, 1935, and 1939.

Scope of the Census.—The 1948 Census of Business covered all establishments in the following trades, as defined by the Standard Industrial Classification Manual, May 1949 issue, of the Executive Office of the President: all retail trades; all wholesale trades; all service trades in the following four groups—personal services, business services, automobile repairs and services, and miscellaneous repair services; hotels; tourist courts and camps; and amusements, including motion picture theaters. Some important services not covered are radio broadcasting and television, medical and health, legal, educational, nonprofit, accounting, and domestic services.

This coverage is similar to that of the 1939 Business Census. However, "custom trades" and "services incidental to transportation," which are no longer included in the standard classification of the service trades, are not covered by the 1948 Census. In a number of localities, these exclusions as well as other changes in the standard classification may have a considerable effect in comparing

1948 with 1939 data, particularly with respect to establishment count.

Establishment definition.—For Census purposes, a business establishment is defined to include only enterprises conducted from a recognizable place of business, provided that the annual sales were in excess of \$5,000 for a wholesale trade establishment and \$500 for establishments in other trades. A detailed analysis of coverage will be provided in future Census of Business publications.

"Number of establishments" is the number of separate business locations, rather than the number of business companies or organizations, since the Census figures represent information reported separately for each business location or establishment. The establishment count reflects the number of places in business at the end of 1948 excluding administrative and executive offices of multiunit organizations, and "chain store" warehouses.

Sales and receipts.—"1948 sales and receipts" represents sales of merchandise and receipts from repairs and other services to customers. The figures reflect deductions for returned goods and allowances, but not for trade-in allowances; they exclude sales and excise taxes collected from customers and paid directly to any taxing agency.

Proprietors.—"Active proprietors..." represents owners and partners of unincorporated businesses who devoted the major portion of their time to the business in November 1948.

Employment.—"Number of paid employees..." represents all employees on the pay roll for the pay period ending nearest November 15, 1948. "Full workweek" employees, whether regular or seasonal, are those who in the November 15 pay period were paid for working at least the number of hours typically worked in a week by employees of the reporting establishment.

1948 CENSUS OF BUSINESS

U. S. DEPARTMENT OF COMMERCE
BUREAU OF THE CENSUS

RETAIL, WHOLESALE, SERVICE TRADES

PRELIMINARY

For Release May 22, 1950

Release Series BC-1P-37-053

POTTER COUNTY, PA.

Retail, wholesale, and service establishments located in Potter County, Pennsylvania, showed a substantial expansion in dollar volume of trade from 1939 to 1948 according to preliminary figures from the 1948 Census of Business released today by the Bureau of the Census, U. S. Department of Commerce.

Retail sales in the county during 1948 aggregated \$13.0 million, an increase of 171 percent over the \$4.8 million in 1939, when the preceding Census of Business was taken. Wholesale sales in the county reached a total of \$2.6 million in 1948 as compared with \$1.1 million in 1939. The service trades included in the Census of Business recorded receipts totaling \$437,000 in 1948 compared with \$79,000 in 1939.

Employment in the county also rose over the 9-year period between 1939 and 1948 for the above trades. Establishments in these trades reported a combined total of 578 paid employees for the workweek ended nearest November 15, 1948. This compared with a total of 406 employees reported for the week of November 15, 1939.

These preliminary figures have been derived from a Census report on Potter County, California, which also includes data for the city of Coudersport. Final figures, superseding the preliminary data for Potter County, will be included in a Bulletin for the State of Pennsylvania to be issued in several months. Similar data will be made available this year in preliminary and final form for each of the counties and States. A single copy of the preliminary release for Potter County as well as an order blank for other area releases may be obtained by writing to the Bureau of the Census, Washington 25, D. C.

Table 1.—CENSUS OF BUSINESS PRELIMINARY RESULTS FOR 1948, BY TRADE GROUP

POTTER COUNTY, PA.

Trade group and kind of business	Number of establishments	1948 sales and receipts (Thousand dollars)	Active proprietors of unincorporated businesses Nov. 1948	Paid employees, workweek ended nearest Nov. 15, 1948	
				Total employees ¹	Full workweek employees
RETAIL TRADE, total.....	282	13,020	307	492	371
Food group.....	87	3,242	88	86	59
Eating and drinking places.....	62	982	87	83	43
General merchandise grp, general stores.....	14	812	13	44	27
Apparel group.....	13	317	15	15	8
Furniture-home furnishgs-appliance grp.....	14	1,421	9	72	60
Automotive group.....	21	3,021	23	101	99
Gasoline service stations.....	33	720	35	16	9
Lumber-building-hardware group.....	13	715	17	42	36
Drug and proprietary stores.....	6	177	7	8	6
All other retail stores.....	19	1,613	13	25	24
WHOLESALE TRADE.....	11	2,647	9	51	x
SELECTED SERVICE TRADES, ² /total.....	54	437	55	35	30
Personal services.....	35	175	33	17	12
All other service trades.....	19	262	22	18	18
TOURIST COURTS AND CAMPS.....	7	17	6	-	-
AMUSEMENTS.....	11	113	10	29	x

x Not available.

¹/ Includes employees paid for less than the full workweek.

²/ See General Description on last page for changes from the 1939 Census of Business in the coverage of Service Trades.

Table 2.—CENSUS OF BUSINESS PRELIMINARY RESULTS FOR 1948 FOR CITIES OF 2,500 INHABITANTS OR MORE

POTTER COUNTY, PA.

(Data omitted for trade groups where necessary to avoid disclosure)

City and trade group ¹	Number of establishments	1948 sales and receipts (Thousand dollars)	Active proprietors of unincorporated businesses Nov. 1948	Paid employees, workweek ended nearest Nov. 15, 1948	
				Total employees ²	Full workweek employees
Coudersport:					
Retail trade.....	75	4,340	74	226	162
Selected service trades...	20	106	19	12	11
Remainder of county:					
Retail trade.....	207	8,680	233	266	209
Selected service trades...	34	331	36	23	12

- 1/ See General Description on this page for changes from the 1939 Census of Business in the coverage of Service Trades.
- 2/ Includes employees paid for less than the full workweek.

GENERAL DESCRIPTION OF PRELIMINARY RELEASES FOR THE 1948 CENSUS OF BUSINESS

This series of releases, of which one is planned for each county in the United States, presents preliminary results of the 1948 Census of Business. The information is based on reports submitted by business establishments for that Census. The figures shown are preliminary, and are subject to revision in the final Census publications, but the changes are expected to be relatively minor with respect to coverage. The final Census figures will be issued in a series of Business Census bulletins which will show additional detailed kind-of-business information for all places where there are a sufficient number of establishments.

The 1948 Census of Business was taken under the provision of the Act of June 19, 1948, which provides that the Business Census be taken for 1948 and for each fifth year thereafter. Previous Business Censuses were taken for the years 1929, 1933, 1935, and 1939.

Scope of the Census.—The 1948 Census of Business covered all establishments in the following trades, as defined by the Standard Industrial Classification Manual, May 1949 issue, of the Executive Office of the President: all retail trades; all wholesale trades; all service trades in the following four groups—personal services, business services, automobile repairs and services, and miscellaneous repair services; hotels; tourist courts and camps; and amusements, including motion picture theaters. Some important services not covered are radio broadcasting and television, medical and health, legal, educational, nonprofit, accounting, and domestic services.

This coverage is similar to that of the 1939 Business Census. However, "custom trades" and "services incidental to transportation," which are no longer included in the standard classification of the service trades, are not covered by the 1948 Census. In a number of localities, these exclusions as well as

other changes in the standard classification may have a considerable effect in comparing 1948 with 1939 data, particularly with respect to establishment count.

Establishment definition.—For Census purposes, a business establishment is defined to include only enterprises conducted from a recognizable place of business, provided that the annual sales were in excess of \$5,000 for a wholesale trade establishment and \$500 for establishments in other trades. A detailed analysis of coverage will be provided in future Censuses of Business publications.

"Number of establishments" is the number of separate business locations, rather than the number of business companies or organizations, since the Census figures represent information reported separately for each business location or establishment. The establishment count reflects the number of places in business at the end of 1948 excluding administrative and executive offices of multiunit organizations, and "chain store" warehouses.

Sales and receipts.—"1948 sales and receipts" represents sales of merchandise and receipts from repairs and other services to customers. The figures reflect deductions for returned goods and allowances, but not for trade-in allowances; they exclude sales and excise taxes collected from customers and paid directly to any taxing agency.

Proprietors.—"Active proprietors..." represents owners and partners of unincorporated businesses who devoted the major portion of their time to the business in November 1948.

Employment.—"Number of paid employees..." represents all employees on the pay roll for the pay period ending nearest November 15, 1948. "Full workweek" employees, whether regular or seasonal, are those who in the November 15 pay period were paid for working at least the number of hours typically worked in a week by employees of the reporting establishment.

1948 CENSUS OF BUSINESS

RETAIL, WHOLESALE, SERVICE TRADES

U. S. DEPARTMENT OF COMMERCE
BUREAU OF THE CENSUS

PRELIMINARY

For Release May 22, 1950

Release Series BC-1P-37-054

SCHUYLKILL COUNTY, PA.

Retail, wholesale, and service establishments located in Schuylkill County, Pennsylvania, showed a substantial expansion in dollar volume of trade from 1939 to 1948 according to preliminary figures from the 1948 Census of Business released today by the Bureau of the Census, U. S. Department of Commerce.

Retail sales in the county during 1948 aggregated \$138.4 million, an increase of 168 percent over the \$51.6 million in 1939, when the preceding Census of Business was taken. Wholesale sales in the county reached a total of \$68.2 million in 1948 as compared with \$23.3 million in 1939. The service trades included in the Census of Business recorded receipts totaling \$6.7 million in 1948 compared with \$2.4 million in 1939.

Employment in the county also rose over the 9-year period between 1939 and 1948 for the above trades. Establishments in these trades reported a combined total of 9,132 paid employees for the workweek ended nearest November 15, 1948. This compared with a total of 7,082 employees reported for the week of November 15, 1939.

These preliminary figures have been derived from a Census report on Schuylkill County, Pennsylvania, which also includes data for fourteen cities of 2,500 inhabitants or more located in Schuylkill County. Final figures, superseding the preliminary data for Schuylkill County, will be included in a Bulletin for the State of Pennsylvania to be issued in several months. Similar data will be made available this year in preliminary and final form for each of the counties and States. A single copy of the preliminary release for Schuylkill County as well as an order blank for other area releases may be obtained by writing to the Bureau of the Census, Washington 25, D. C.

Table 1.—CENSUS OF BUSINESS PRELIMINARY RESULTS FOR 1948, BY TRADE GROUP
SCHUYLKILL COUNTY, PA.

Trade group and kind of business	Number of establishments	1948 sales and receipts (Thousand dollars)	Active proprietors of unincorporated businesses Nov. 1948	Paid employees, workweek ended nearest Nov. 15, 1948	
				Total employees ¹	Full workweek employees
RETAIL TRADE, total.....	3,277	138,380	3,358	7,061	5,674
Food group.....	1,060	39,566	1,028	1,361	1,139
Eating and drinking places.....	873	12,352	1,030	947	692
General merchandise grp, general stores.....	87	11,937	61	1,090	701
Apparel group.....	242	13,541	227	800	573
Furniture-home furnishg-appliance grp.....	126	9,539	128	508	483
Automotive group.....	134	22,403	114	811	780
Gasoline service stations.....	300	6,937	327	283	232
Lumber-building-hardware group.....	121	8,121	123	556	508
Drug and proprietary stores.....	68	3,050	62	191	156
All other retail stores.....	266	10,934	258	514	410
WHOLESALE TRADE, total.....	202	68,175	160	1,195	x
Merchant wholesalers, total.....	161	37,250	143	954	x
Groceries, foods.....	42	7,919	41	202	x
Hardware, elec'l, plum'g and heat'g..	8	4,157	3	142	x
Mach'y, equip't, industrial supplies..	10	1,190	7	58	x
Waste materials dealers.....	10	3,753	12	149	x
All other merchant wholesalers.....	91	20,231	80	403	x
Manufact'rs' sales branches, offices...	12	15,851	1	107	x
Petroleum bulk plants, terminals.....	24	11,974	11	119	x
Other types of wholesale.....	5	3,100	5	15	x
SELECTED SERVICE TRADES, ^{2/} total.....	760	6,735	777	876	781
Personal services.....	525	3,197	542	468	401
Business services.....	24	688	19	132	126
Automotive repairs and services.....	125	1,668	128	166	156
Other repair services.....	86	1,182	88	110	98
HOTELS.....	14	464	11	89	75
AMUSEMENTS.....	76	2,317	58	415	x

x Not available.

^{1/} Includes employees paid for less than the full workweek.

^{2/} See General Description on last page for changes from the 1939 Census of Business in the coverage of Service Trades.

91651

Table 2.—CENSUS OF BUSINESS PRELIMINARY RESULTS FOR 1948 FOR CITIES OF 2,500 INHABITANTS OR MORE

SCHUYLKILL COUNTY, PA.

(Data omitted for trade groups where necessary to avoid disclosure)

City and trade group ¹	Number of establishments	1948 sales and receipts (Thousand dollars)	Active proprietors of unincorporated businesses Nov. 1948	Paid employees, workweek ended nearest Nov. 15, 1948	
				Total employees ²	Full workweek employees
Ashland (part):					
Retail trade.....	147	4,288	156	243	190
Wholesale trade.....	6	1,202	2	34	x
Selected service trades...	31	255	34	24	21
Coaldale:					
Retail trade.....	71	1,706	83	55	40
Frackville:					
Retail trade.....	128	4,584	123	182	148
Gilberton:					
Retail trade.....	34	312	32	4	4
Girardville:					
Retail trade.....	106	2,197	117	104	97
Selected service trades...	22	141	22	21	21
McAdoo:					
Retail trade.....	92	2,304	85	104	81
Selected service trades...	24	112	25	12	11
Mahanoy City:					
Retail trade.....	266	9,918	286	560	442
Wholesale trade.....	15	2,136	11	29	x
Selected service trades...	85	568	86	125	117
Minersville:					
Retail trade.....	158	6,092	162	287	216
Wholesale trade.....	7	1,185	10	42	x
Selected service trades...	35	295	36	33	29
Port Carbon:					
Retail trade.....	42	1,677	38	52	47
Selected service trades...	10	25	12	-	-
Pottsville:					
Retail trade.....	422	35,692	384	2,315	1,865
Wholesale trade.....	75	35,733	57	622	x
Selected service trades...	140	1,797	139	298	268
Hotels.....	7	281	6	39	37
St. Clair:					
Retail trade.....	96	2,854	102	112	90
Selected service trades...	33	166	37	21	16
Schuylkill Haven:					
Retail trade.....	122	7,261	129	313	249
Wholesale trade.....	12	1,965	11	61	x
Selected service trades...	30	344	30	43	38

Continued

Table 2.—CENSUS OF BUSINESS PRELIMINARY RESULTS FOR 1948 FOR CITIES OF 2,500 INHABITANTS OR MORE
SCHUYLKILL COUNTY, PA.

(Data omitted for trade groups where necessary to avoid disclosure)

City and trade group ¹	Number of establishments	1948 sales and receipts (Thousand dollars)	Active proprietors of unincorporated businesses Nov. 1948	Paid employees, workweek ended nearest Nov. 15, 1948	
				Total employees ²	Full workweek employees
Shenandoah:					
Retail trade.....	374	16,798	378	928	714
Wholesale trade.....	20	6,429	20	119	x
Selected service trades....	91	634	95	56	51
Amusements.....	6	385	7	44	x
Tamaqua:					
Retail trade.....	210	13,176	225	715	593
Wholesale trade.....	15	3,239	8	60	x
Selected service trades....	55	495	56	65	57
Amusements.....	5	350	.2	44	x
Remainder of county:^{3/}					
Retail trade.....	1,009	29,521	1,058	1,087	898
Wholesale trade.....	42	14,013	29	172	x
Selected service trades....	160	1,151	163	102	87
Amusements.....	35	422	31	91	x

x Not available.

1/ See General Description on this page for changes from the 1939 Census of Business in the coverage of Service Trades.

2/ Includes employees paid for less than the full workweek.

3/ Includes figures for establishments, other than wholesale, not located in cities of 2,500 inhabitants or more, and wholesale establishments not located in cities of 5,000 inhabitants or more.

GENERAL DESCRIPTION OF PRELIMINARY RELEASES FOR THE 1948 CENSUS OF BUSINESS

This series of releases, of which one is planned for each county in the United States, presents preliminary results of the 1948 Census of Business. The information is based on reports submitted by business establishments for that Census. The figures shown are preliminary, and are subject to revision in the final Census publications, but the changes are expected to be relatively minor with respect to coverage. The final Census figures will be issued in a series of Business Census bulletins which will show additional detailed kind-of-business information for all places where there are a sufficient number of establishments.

The 1948 Census of Business was taken under the provision of the Act of June 19, 1948, which provides that the Business Census be taken for 1948 and for each fifth year thereafter. Previous Business Censuses were taken for the years 1929, 1933, 1936, and 1939.

Scope of the Census.—The 1948 Census of Business covered all establishments in the following trades, as defined by the Standard Industrial Classification Manual, May 1949 issue, of the Executive Office of the President: all retail trades; all wholesale trades; all service trades in the following four groups—personal services, business services, automobile repairs and services, and miscellaneous repair services; hotels; tourist courts and camps; and amusements, including motion picture theaters. Some important services not covered are radio broadcasting and television, medical and health, legal, educational, nonprofit, accounting, and domestic services.

This coverage is similar to that of the 1939 Business Census. However, "custom trades" and "services incidental to transportation," which are no longer included in the standard classification of the service trades, are not covered by the 1948 Census. In a number of localities, these exclusions as well as

other changes in the standard classification may have a considerable effect in comparing 1948 with 1939 data, particularly with respect to establishment count.

Establishment definition.—For Census purposes, a business establishment is defined to include only enterprises conducted from a recognizable place of business, provided that the annual sales were in excess of \$5,000 for a wholesale trade establishment and \$500 for establishments in other trades. A detailed analysis of coverage will be provided in future Censuses of Business publications.

"Number of establishments" is the number of separate business locations, rather than the number of business companies or organizations, since the Census figures represent information reported separately for each business location or establishment. The establishment count reflects the number of places in business at the end of 1948 excluding administrative and executive offices of multiunit organizations, and "chain store" warehouses.

Sales and receipts.—"1948 sales and receipts" represents sales of merchandise and receipts from repairs and other services to customers. The figures reflect deductions for returned goods and allowances, but not for trade-in allowances; they exclude sales and excise taxes collected from customers and paid directly to any taxing agency.

Proprietors.—"Active proprietors..." represents owners and partners of unincorporated businesses who devoted the major portion of their time to the business in November 1948.

Employment.—"Number of paid employees..." represents all employees on the pay roll for the pay period ending nearest November 15, 1948. "Full workweek" employees, whether regular or seasonal, are those who in the November 15 pay period were paid for working at least the number of hours typically worked in a week by employees of the reporting establishment.

1948 CENSUS OF BUSINESS

RETAIL, WHOLESALE, SERVICE TRADES

U. S. DEPARTMENT OF COMMERCE
BUREAU OF THE CENSUS

PRELIMINARY

For Release May 22, 1950

Release Series BC-1P-37-055

SNYDER COUNTY, PA.

Retail, wholesale, and service establishments located in Snyder County, Pennsylvania, showed a substantial expansion in dollar volume of trade from 1939 to 1948 according to preliminary figures from the 1948 Census of Business released today by the Bureau of the Census, U. S. Department of Commerce.

Retail sales in the county during 1948 aggregated \$11.1 million, an increase of 296 percent over the \$2.8 million in 1939, when the preceding Census of Business was taken. Wholesale sales in the county reached a total of \$1.3 million in 1948 as compared with \$0.5 million in 1939. The service trades included in the Census of Business recorded receipts totaling \$320,000 in 1948 compared with \$266,000 in 1939.

Employment in the county also rose over the 9-year period between 1939 and 1948 for the above trades. Establishments in these trades reported a combined total of 680 paid employees for the workweek ended nearest November 15, 1948. This compared with a total of 233 employees reported for the week of November 15, 1939.

These preliminary figures have been derived from a Census report on Snyder County, Pennsylvania, which also includes data for the city of Selinsgrove. Final figures, superseding the preliminary data for Snyder County, will be included in a Bulletin for the State of Pennsylvania to be issued in several months. Similar data will be made available this year in preliminary and final form for each of the counties and States. A single copy of the preliminary release for Snyder County as well as an order blank for other area releases may be obtained by writing to the Bureau of the Census, Washington 25, D. C.

Table 1.—CENSUS OF BUSINESS PRELIMINARY RESULTS FOR 1948, BY TRADE GROUP

SNYDER COUNTY, PA.

Trade group and kind of business	Number of establishments	1948 sales and receipts (Thousand dollars)	Active proprietors of unincorporated businesses Nov. 1948	Paid employees, workweek ended nearest Nov. 15, 1948	
				Total employees ¹	Full workweek employees
RETAIL TRADE, total.....	276	11,127	287	573	422
Food group.....	64	2,461	65	84	43
Eating and drinking places.....	48	937	51	153	112
General merchandise grp, general stores.	24	843	28	20	12
Apparel group.....	8	147	6	10	2
Furniture-home furnishgs-appliance grp.	8	392	8	12	12
Automotive group.....	20	1,993	23	95	87
Gasoline service stations.....	43	798	45	41	32
Lumber-building-hardware group.....	23	1,261	25	74	64
Drug and proprietary stores.....	5	169	4	19	7
All other retail stores.....	33	2,126	32	65	51
WHOLESALE TRADE.....	12	1,277	14	57	x
SELECTED SERVICE TRADES, ² total.....	54	320	55	50	47
Personal services.....	39	246	39	44	42
All other service trades.....	15	74	16	6	5
AMUSEMENTS.....	12	201	10	50	x

x Not available.

¹/ Includes employees paid for less than the full workweek.

²/ See General Description on last page for changes from the 1939 Census of Business in the coverage of Service Trades.

Table 2.—CENSUS OF BUSINESS PRELIMINARY RESULTS FOR 1948 FOR CITIES OF 2,500 INHABITANTS OR MORE
SNYDER COUNTY, PA.

(Data omitted for trade groups where necessary to avoid disclosure)

City and trade group ¹	Number of establishments	1948 sales and receipts (Thousand dollars)	Active proprietors of unincorporated businesses Nov. 1948	Paid employees, workweek ended nearest Nov. 15, 1948	
				Total employees ²	Full workweek employees
Selinsgrove:					
Retail trade.....	73	4,032	71	211	151
Selected service trades....	15	59	16	9	9
Remainder of county:					
Retail trade.....	203	7,095	216	362	271
Selected service trades....	39	261	39	41	38

- 1/ See General Description on this page for changes from the 1939 Census of Business in the coverage of Service Trades.
2/ Includes employees paid for less than the full workweek.

GENERAL DESCRIPTION OF PRELIMINARY RELEASES FOR THE 1948 CENSUS OF BUSINESS

This series of releases, of which one is planned for each county in the United States, presents preliminary results of the 1948 Census of Business. The information is based on reports submitted by business establishments for that Census. The figures shown are preliminary, and are subject to revision in the final Census publications, but the changes are expected to be relatively minor with respect to coverage. The final Census figures will be issued in a series of Business Census bulletins which will show additional detailed kind-of-business information for all places where there are a sufficient number of establishments.

The 1948 Census of Business was taken under the provision of the Act of June 19, 1948, which provides that the Business Census be taken for 1948 and for each fifth year thereafter. Previous Business Censuses were taken for the years 1929, 1938, 1936, and 1939.

Scope of the Census.—The 1948 Census of Business covered all establishments in the following trades, as defined by the Standard Industrial Classification Manual, May 1949 issue, of the Executive Office of the President: all retail trades; all wholesale trades; all service trades in the following four groups—personal services, business services, automobile repairs and services, and miscellaneous repair services; hotels; tourist courts and camps; and amusements, including motion picture theaters. Some important services not covered are radio broadcasting and television, medical and health, legal, educational, nonprofit, accounting, and domestic services.

This coverage is similar to that of the 1939 Business Census. However, "custom trades" and "services incidental to transportation," which are no longer included in the standard classification of the service trades, are not covered by the 1948 Census. In a number of localities, these exclusions as well as

other changes in the standard classification may have a considerable effect in comparing 1948 with 1939 data, particularly with respect to establishment count.

Establishment definition.—For Census purposes, a business establishment is defined to include only enterprises conducted from a recognizable place of business, provided that the annual sales were in excess of \$5,000 for a wholesale trade establishment and \$500 for establishments in other trades. A detailed analysis of coverage will be provided in future Census of Business publications.

"Number of establishments" is the number of separate business locations, rather than the number of business companies or organizations, since the Census figures represent information reported separately for each business location or establishment. The establishment count reflects the number of places in business at the end of 1948 excluding administrative and executive offices of multiunit organizations, and "chain store" warehouses.

Sales and receipts.—"1948 sales and receipts" represents sales of merchandise and receipts from repairs and other services to customers. The figures reflect deductions for returned goods and allowances, but not for trade-in allowances; they exclude sales and excise taxes collected from customers and paid directly to any taxing agency.

Proprietors.—"Active proprietors..." represents owners and partners of unincorporated businesses who devoted the major portion of their time to the business in November 1948.

Employment.—"Number of paid employees..." represents all employees on the pay roll for the pay period ending nearest November 15, 1948. "Full workweek" employees, whether regular or seasonal, are those who in the November 15 pay period were paid for working at least the number of hours typically worked in a week by employees of the reporting establishment.

1948 CENSUS OF BUSINESS

RETAIL, WHOLESALE, SERVICE TRADES

U. S. DEPARTMENT OF COMMERCE
BUREAU OF THE CENSUS

PRELIMINARY

For Release March 13, 1950

Release Series BC-1P-37-056

SOMERSET COUNTY, PA.

Retail, wholesale, and service establishments located in Somerset County, Pennsylvania, showed a substantial expansion in dollar volume of trade from 1939 to 1948 according to preliminary figures from the 1948 Census of Business released today by the Bureau of the Census, U. S. Department of Commerce.

Retail sales in the county during 1948 aggregated \$54.2 million, an increase of 188 percent over the \$18.8 million in 1939, when the preceding Census of Business was taken. Wholesale sales in the county reached a total of \$9.2 million in 1948 as compared with \$3.1 million in 1939. The service trades included in the Census of Business recorded receipts totaling \$2.0 million in 1948 compared with \$0.6 million in 1939.

Employment in the county also rose over the 9-year period between 1939 and 1948 for the above trades. Establishments in these trades reported 3,367 paid employees for the workweek ended nearest November 15, 1948. This compared with a total of 2,118 employees reported for the week of November 15, 1939.

These preliminary figures have been derived from a Census report on Somerset County, Pennsylvania, which also includes data for the cities of Meyersdale, Somerset, and Windber. Final figures, superseding the preliminary data for Somerset County, will be included in a Bulletin for the State of Pennsylvania to be issued in several months. Similar data will be made available this year in preliminary and final form for each of the counties and States. A single copy of the preliminary release for Somerset County as well as an order blank for other area releases may be obtained by writing to the Bureau of the Census, Washington 25, D. C.

Table 1.—CENSUS OF BUSINESS PRELIMINARY RESULTS FOR 1948, BY TRADE GROUP
SOMERSET COUNTY, PA.

Trade group and kind of business	Number of establishments	1948 sales and receipts (Thousand dollars)	Active proprietors of unincorporated businesses Nov. 1948	Paid employees, workweek ended nearest Nov. 15, 1948	
				Total employees ¹	Full workweek employees
RETAIL TRADE, total.....	901	54,223	901	2,975	2,283
Food group.....	259	13,679	250	535	424
Eating and drinking places.....	139	3,483	157	503	337
General merchandise group, general stores	56	7,684	39	583	399
Apparel group.....	40	1,466	39	93	67
Furniture-home furnishings-appliance grp	42	3,006	42	130	117
Automotive group.....	58	8,691	60	381	345
Gasoline service stations.....	166	3,975	171	152	119
Lumber-building-hardware group.....	53	5,015	56	258	236
Drug and proprietary stores.....	23	916	24	106	58
All other retail stores.....	65	6,308	63	234	181
WHOLESALE TRADE, total.....	40	9,157	40	185	x
Merchant wholesalers.....	34	4,242	39	142	x
All other wholesale.....	6	4,915	1	43	x
SELECTED SERVICE TRADES, ^{2/} total.....	241	1,996	249	207	183
Personal services.....	154	824	158	113	97
All other service trades.....	87	1,172	91	94	86
HOTELS.....	11	377	14	94	80
AMUSEMENTS.....	37	860	40	88	x

x Not available.

^{1/} Includes employees paid for less than the full workweek.

^{2/} See General Description on last page for changes from the 1939 Census of Business in the coverage of Service Trades.

Table 2.—CENSUS OF BUSINESS PRELIMINARY RESULTS FOR 1948 FOR CITIES OF 2,500 INHABITANTS OR MORE

SOMERSET COUNTY, PA.

(Data omitted for trade groups where necessary to avoid disclosure)

City and trade group ¹	Number of establishments	1948 sales and receipts (Thousand dollars)	Active proprietors of unincorporated businesses Nov. 1948	Paid employees, workweek ended nearest Nov. 15, 1948	
				Total employees ²	Full workweek employees
Meyersdale:					
Retail trade.....	80	5,729	78	293	245
Selected service trades....	26	116	28	19	17
Amusements.....	Included in "Remainder of county"				
Somerset:					
Retail trade.....	131	16,577	113	916	751
Wholesale trade.....	16	3,979	15	94	x
Selected service trades....	48	725	53	78	77
Amusements.....	Included in "Remainder of county"				
Windber:					
Retail trade.....	101	7,966	110	494	358
Wholesale trade.....	7	1,112	10	25	x
Selected service trades....	42	293	40	46	35
Amusements.....	9	361	8	21	x
Remainder of county: ^{3/}					
Retail trade.....	589	23,951	600	1,272	929
Wholesale trade.....	17	4,066	15	66	x
Selected service trades....	125	862	128	64	54
Amusements.....	28	499	32	67	x

x Not available.

- ^{1/} See General Description on this page for changes from the 1939 Census of Business in the coverage of Service Trades.
- ^{2/} Includes employees paid for less than the full workweek.
- ^{3/} Except as indicated above, includes figures for establishments, other than wholesale, not located in cities of 2,500 inhabitants or more, and wholesale establishments not located in cities of 5,000 inhabitants or more.

GENERAL DESCRIPTION OF PRELIMINARY RELEASES FOR THE 1948 CENSUS OF BUSINESS

This series of releases, of which one is planned for each county in the United States, presents preliminary results of the 1948 Census of Business. The information is based on reports submitted by business establishments for that Census. The figures shown are preliminary, and are subject to revision in the final Census publications, but the changes are expected to be relatively minor with respect to coverage. The final Census figures will be issued in a series of Business Census bulletins which will show additional detailed kind-of-business information for all places where there are a sufficient number of establishments.

The 1948 Census of Business was taken under the provision of the Act of June 19, 1948, which provides that the Business Census be taken for 1948 and for each fifth year thereafter. Previous Business Censuses were taken for the years 1929, 1933, 1935, and 1939.

Scope of the Census.—The 1948 Census of Business covered all establishments in the following trades, as defined by the Standard Industrial Classification Manual, May 1949 issue, of the Executive Office of the President: all retail trades; all wholesale trades; all service trades in the following four groups—personal services, business services, automobile repairs and services, and miscellaneous repair services; hotels; tourist courts and camps; and amusements, including motion picture theaters. Some important services not covered are radio broadcasting and television, medical and health, legal, educational, nonprofit, accounting, and domestic services.

This coverage is similar to that of the 1939 Business Census. However, "custom trades" and "services incidental to transportation," which are no longer included in the standard classification of the service trades, are not covered by the 1948 Census. In a number of localities, these exclusions as well as

other changes in the standard classification may have a considerable effect in comparing 1948 with 1939 data, particularly with respect to establishment count.


Establishment definition.—For Census purposes, a business establishment is defined to include only enterprises conducted from a recognizable place of business, provided that the annual sales were in excess of \$5,000 for a wholesale trade establishment and \$500 for establishments in other trades. A detailed analysis of coverage will be provided in future Censuses of Business publications.

"Number of establishments" is the number of separate business locations, rather than the number of business companies or organizations, since the Census figures represent information reported separately for each business location or establishment. The establishment count reflects the number of places in business at the end of 1948 excluding administrative and executive offices of multiunit organizations, and "chain store" warehouses.

Sales and receipts.—"1948 sales and receipts" represents sales of merchandise and receipts from repairs and other services to customers. The figures reflect deductions for returned goods and allowances, but not for trade-in allowances; they exclude sales and excise taxes collected from customers and paid directly to any taxing agency.

Proprietors.—"Active proprietors..." represents owners and partners of unincorporated businesses who devoted the major portion of their time to the business in November 1948.

Employment.—"Number of paid employees..." represents all employees on the pay roll for the pay period ending nearest November 15, 1948. "Full workweek" employees, whether regular or seasonal, are those who in the November 15 pay period were paid for working at least the number of hours typically worked in a week by employees of the reporting establishment.



1948 CENSUS OF BUSINESS

RETAIL, WHOLESALE, SERVICE TRADES

U. S. DEPARTMENT OF COMMERCE
BUREAU OF THE CENSUS

PRELIMINARY

For Release May 22, 1950

Release Series BC-1P-37-057

SULLIVAN COUNTY, PA.

Retail, wholesale, and service establishments located in Sullivan County, Pennsylvania, showed a substantial expansion in dollar volume of trade from 1939 to 1948 according to preliminary figures from the 1948 Census of Business released today by the Bureau of the Census, U. S. Department of Commerce.

Retail sales in the county during 1948 aggregated \$3.6 million, an increase of 260 percent over the \$1.0 million in 1939, when the preceding Census of Business was taken. Wholesale sales in the county reached a total of \$1.5 million in 1948 as compared with \$0.1 million in 1939. The service trades included in the Census of Business recorded receipts totaling \$87,000 in 1948 compared with \$40,000 in 1939.

Employment in the county also rose over the 9-year period between 1939 and 1948 for the above trades. Establishments in these trades reported a combined total of 215 paid employees for the workweek ended nearest November 15, 1948. This compared with a total of 55 employees reported for the week of November 15, 1939.

These preliminary figures have been derived from a Census report on Sullivan County, Pennsylvania. Final figures, superseding the preliminary data for Sullivan County, will be included in a Bulletin for the State of Pennsylvania to be issued in several months. Similar data will be made available this year in preliminary and final form for each of the counties and States. A single copy of the preliminary release for Sullivan County as well as an order blank for other area releases may be obtained by writing to the Bureau of the Census, Washington 25, D. C.

Table 1.—CENSUS OF BUSINESS PRELIMINARY RESULTS FOR 1948, BY TRADE GROUP

SULLIVAN COUNTY, PA.

Trade group and kind of business	Number of establishments	1948 sales and receipts (Thousand dollars)	Active proprietors of unincorporated businesses Nov. 1948	Paid employees, workweek ended nearest Nov. 15, 1948	
				Total employees ¹	Full workweek employees
RETAIL TRADE, total.....	140	3,612	149	132	91
Food group.....	36	1,224	34	44	30
Eating and drinking places.....	30	311	41	15	6
Gasoline service stations.....	23	200	24	5	5
All other retail stores.....	51	1,877	50	68	50
WHOLESALE TRADE.....	6	1,513	2	77	x
SELECTED SERVICE TRADES, ^{2/} total.....	20	87	22	6	4
Personal services.....	13	36	14	3	2
All other service trades.....	7	51	8	3	2
HOTELS.....	13	552	15	14	13
AMUSEMENTS.....	8	79	5	3	x

x Not available.

1/ Includes employees paid for less than the full workweek.

2/ See General Description on last page for changes from the 1939 Census of Business in the coverage of Service Trades.

GENERAL DESCRIPTION OF PRELIMINARY RELEASES FOR THE 1948 CENSUS OF BUSINESS

This series of releases, of which one is planned for each county in the United States, presents preliminary results of the 1948 Census of Business. The information is based on reports submitted by business establishments for that Census. The figures shown are preliminary, and are subject to revision in the final Census publications, but the changes are expected to be relatively minor with respect to coverage. The final Census figures will be issued in a series of Business Census bulletins which will show additional detailed kind-of-business information for all places where there are a sufficient number of establishments.

The 1948 Census of Business was taken under the provision of the Act of June 19, 1948, which provides that the Business Census be taken for 1948 and for each fifth year thereafter. Previous Business Censuses were taken for the years 1929, 1933, 1935, and 1939.

Scope of the Census.—The 1948 Census of Business covered all establishments in the following trades, as defined by the Standard Industrial Classification Manual, May 1949 issue, of the Executive Office of the President: all retail trades; all wholesale trades; all service trades in the following four groups—personal services, business services, automobile repairs and services, and miscellaneous repair services; hotels; tourist courts and camps; and amusements, including motion picture theaters. Some important services not covered are radio broadcasting and television, medical and health, legal, educational, nonprofit, accounting, and domestic services.

This coverage is similar to that of the 1939 Business Census. However, "custom trades" and "services incidental to transportation," which are no longer included in the standard classification of the service trades, are not covered by the 1948 Census. In a number of localities, these exclusions as well as other changes in the standard classification may have a considerable effect in comparing

1948 with 1939 data, particularly with respect to establishment count.

Establishment definition.—For Census purposes, a business establishment is defined to include only enterprises conducted from a recognizable place of business, provided that the annual sales were in excess of \$5,000 for a wholesale trade establishment and \$500 for establishments in other trades. A detailed analysis of coverage will be provided in future Census of Business publications.

"Number of establishments" is the number of separate business locations, rather than the number of business companies or organizations, since the Census figures represent information reported separately for each business location or establishment. The establishment count reflects the number of places in business at the end of 1948 excluding administrative and executive offices of multiunit organizations, and "chain store" warehouses.

Sales and receipts.—"1948 sales and receipts" represents sales of merchandise and receipts from repairs and other services to customers. The figures reflect deductions for returned goods and allowances, but not for trade-in allowances; they exclude sales and excise taxes collected from customers and paid directly to any taxing agency.

Proprietors.—"Active proprietors..." represents owners and partners of unincorporated businesses who devoted the major portion of their time to the business in November 1948.

Employment.—"Number of paid employees..." represents all employees on the pay roll for the pay period ending nearest November 15, 1948. "Full workweek" employees, whether regular or seasonal, are those who in the November 15 pay period were paid for working at least the number of hours typically worked in a week by employees of the reporting establishment.

1948 CENSUS OF BUSINESS

RETAIL, WHOLESALE, SERVICE TRADES

U. S. DEPARTMENT OF COMMERCE
BUREAU OF THE CENSUS

PRELIMINARY

For Release May 22, 1950

Release Series BC-1P-37-058

SUSQUEHANNA COUNTY, PA.

Retail, wholesale, and service establishments located in Susquehanna County, Pennsylvania, showed a substantial expansion in dollar volume of trade from 1939 to 1948 according to preliminary figures from the 1948 Census of Business released today by the Bureau of the Census, U. S. Department of Commerce.

Retail sales in the county during 1948 aggregated \$19.5 million, an increase of 200 percent over the \$6.5 million in 1939, when the preceding Census of Business was taken. Wholesale sales in the county reached a total of \$5.4 million in 1948 as compared with \$1.2 million in 1939. The service trades included in the Census of Business recorded receipts totaling \$558,000 in 1948 compared with \$216,000 in 1939.

Employment in the county also rose over the 9-year period between 1939 and 1948 for the above trades. Establishments in these trades reported a combined total of 873 paid employees for the workweek ended nearest November 15, 1948. This compared with a total of 577 employees reported for the week of November 15, 1939.

These preliminary figures have been derived from a Census report on Susquehanna County, Pennsylvania, which also includes data for Susquehanna Depot and Forest City. Final figures, superseding the preliminary data for Susquehanna County, will be included in a Bulletin for the State of Pennsylvania to be issued in several months. Similar data will be made available this year in preliminary and final form for each of the counties and States. A single copy of the preliminary release for Susquehanna County as well as an order blank for other area releases may be obtained by writing to the Bureau of the Census, Washington 25, D. C.

Table 1.—CENSUS OF BUSINESS PRELIMINARY RESULTS FOR 1948, BY TRADE GROUP
SUSQUEHANNA COUNTY, PA.

Trade group and kind of business	Number of establishments	1948 sales and receipts (Thousand dollars)	Active proprietors of unincorporated businesses Nov. 1948	Paid employees, workweek ended nearest Nov. 15, 1948	
				Total employees ¹	Full workweek employees
RETAIL TRADE, total.....	450	19,473	428	761	624
Food group.....	123	5,890	111	211	148
Eating and drinking places.....	80	1,429	78	105	85
General merchandise grp, general stores	35	1,141	37	45	30
Apparel group.....	20	544	21	24	16
Furniture-home furnishings-appliance grp	15	751	11	35	32
Automotive group.....	26	2,455	24	92	81
Gasoline service stations.....	64	1,025	68	34	29
Lumber-building-hardware group.....	33	2,109	31	118	114
Drug and proprietary stores.....	8	211	6	15	8
All other retail stores.....	46	3,918	41	82	81
WHOLESALE TRADE, total.....	22	5,373	11	61	x
Merchant wholesalers.....	10	634	7	26	x
Other types of wholesale.....	12	4,739	4	35	x
SELECTED SERVICE TRADES, ^{2/} total.....	86	558	88	51	48
Personal services.....	50	225	50	32	30
All other service trades.....	36	333	38	19	18
AMUSEMENTS.....	9	218	5	46	x

x Not available.

^{1/} Includes employees paid for less than the full workweek.

^{2/} See General Description on last page for changes from the 1939 Census of Business in the coverage of Service Trades.

Table 2.—CENSUS OF BUSINESS PRELIMINARY RESULTS FOR 1948 FOR CITIES OF 2,500 INHABITANTS OR MORE

SUSQUEHANNA COUNTY, PA.

(Data omitted for trade groups where necessary to avoid disclosure)

City and trade group ¹	Number of establishments	1948 sales and receipts (Thousand dollars)	Active proprietors of unincorporated businesses Nov. 1948	Paid employees, workweek ended nearest Nov. 15, 1948	
				Total employees ²	Full workweek employees
Forest City:					
Retail trade.....	65	3,034	53	177	143
Selected service trades....	12	77	12	10	10
Susquehanna Depot:					
Retail trade.....	53	2,107	46	106	91
Selected service trades....	9	40	7	8	8
Remainder of county: ^{3/}					
Retail trade.....	332	14,332	329	478	390
Selected service trades....	65	441	69	33	30

- 1/ See General Description on this page for changes from the 1939 Census of Business in the coverage of Service Trades.
- 2/ Includes employees paid for less than the full workweek.
- 3/ Includes figures for establishments not located in cities of 2,500 inhabitants or more.

GENERAL DESCRIPTION OF PRELIMINARY RELEASES FOR THE 1948 CENSUS OF BUSINESS

This series of releases, of which one is planned for each county in the United States, presents preliminary results of the 1948 Census of Business. The information is based on reports submitted by business establishments for that Census. The figures shown are preliminary, and are subject to revision in the final Census publications, but the changes are expected to be relatively minor with respect to coverage. The final Census figures will be issued in a series of Business Census bulletins which will show additional detailed kind-of-business information for all places where there are a sufficient number of establishments.

The 1948 Census of Business was taken under the provision of the Act of June 19, 1948, which provides that the Business Census be taken for 1948 and for each fifth year thereafter. Previous Business Censuses were taken for the years 1929, 1933, 1935, and 1939.

Scope of the Census.—The 1948 Census of Business covered all establishments in the following trades, as defined by the Standard Industrial Classification Manual, May 1949 issue, of the Executive Office of the President: all retail trades; all wholesale trades; all service trades in the following four groups—personal services, business services, automobile repairs and services, and miscellaneous repair services; hotels; tourist courts and camps; and amusements, including motion picture theaters. Some important services not covered are radio broadcasting and television, medical and health, legal, educational, nonprofit, accounting, and domestic services.

This coverage is similar to that of the 1939 Business Census. However, "custom trades" and "services incidental to transportation," which are no longer included in the standard classification of the service trades, are not covered by the 1948 Census. In a number of localities, these exclusions as well as

other changes in the standard classification may have a considerable effect in comparing 1948 with 1939 data, particularly with respect to establishment count.

Establishment definition.—For Census purposes, a business establishment is defined to include only enterprises conducted from a recognizable place of business, provided that the annual sales were in excess of \$5,000 for a wholesale trade establishment and \$500 for establishments in other trades. A detailed analysis of coverage will be provided in future Census of Business publications.

"Number of establishments" in the number of separate business locations, rather than the number of business companies or organizations, since the Census figures represent information reported separately for each business location or establishment. The establishment count reflects the number of places in business at the end of 1948 excluding administrative and executive offices of multiunit organizations, and "chain store" warehouses.

Sales and receipts.—"1948 sales and receipts" represents sales of merchandise and receipts from repairs and other services to customers. The figures reflect deductions for returned goods and allowances, but not for trade-in allowances; they exclude sales and excise taxes collected from customers and paid directly to any taxing agency.

Proprietors.—"Active proprietors..." represents owners and partners of unincorporated businesses who devoted the major portion of their time to the business in November 1948.

Employment.—"Number of paid employees..." represents all employees on the pay roll for the pay period ending nearest November 15, 1948. "Full workweek" employees, whether regular or seasonal, are those who in the November 15 pay period were paid for working at least the number of hours typically worked in a week by employees of the reporting establishment.

1948 CENSUS OF BUSINESS

RETAIL, WHOLESALE, SERVICE TRADES

U. S. DEPARTMENT OF COMMERCE
BUREAU OF THE CENSUS

PRELIMINARY

For Release May 22, 1950

Release Series BC-1P-37-059

TIOGA COUNTY, PA.

Retail, wholesale, and service establishments located in Tioga County, Pennsylvania, showed a substantial expansion in dollar volume of trade from 1939 to 1948 according to preliminary figures from the 1948 Census of Business released today by the Bureau of the Census, U. S. Department of Commerce.

Retail sales in the county during 1948 aggregated \$25.3 million, an increase of 209 percent over the \$8.2 million in 1939, when the preceding Census of Business was taken. Wholesale sales in the county reached a total of \$9.8 million in 1948 as compared with \$3.0 million in 1939. The service trades included in the Census of Business recorded receipts totaling \$799,000 in 1948 compared with \$346,000 in 1939.

Employment in the county also rose over the 9-year period between 1939 and 1948 for the above trades. Establishments in these trades reported a combined total of 1,235 paid employees for the workweek ended nearest November 15, 1948. This compared with a total of 874 employees reported for the week of November 15, 1939.

These preliminary figures have been derived from a Census report on Tioga County, Pennsylvania, which also includes data for the city of Wellsboro. Final figures, superseding the preliminary data for Tioga County, will be included in a Bulletin for the State of Pennsylvania to be issued in several months. Similar data will be made available this year in preliminary and final form for each of the counties and States. A single copy of the preliminary release for Tioga County as well as an order blank for other area releases may be obtained by writing to the Bureau of the Census, Washington 25, D. C.

Table 1.—CENSUS OF BUSINESS PRELIMINARY RESULTS FOR 1948, BY TRADE GROUP

TIOGA COUNTY, PA.

Trade group and kind of business	Number of establishments	1948 sales and receipts (Thousand dollars)	Active proprietors of unincorporated businesses Nov. 1948	Paid employees, workweek ended nearest Nov. 15, 1948	
				Total employees ¹	Full workweek employees
RETAIL TRADE, total.....	482	25,261	516	1,034	797
Food group.....	108	5,589	102	164	119
Eating and drinking places.....	78	1,821	105	217	158
General merchandise grp, general stores	36	2,631	39	140	114
Apparel group.....	25	1,632	26	65	32
Furniture-home furnishgs-appliance grp.	27	821	24	56	23
Automotive group.....	32	5,111	36	157	151
Gasoline service stations.....	81	1,700	84	44	38
Lumber-building-hardware group.....	33	2,054	40	87	73
Drug and proprietary stores.....	12	425	17	26	18
All other retail stores.....	50	3,477	43	78	71
WHOLESALE TRADE, total.....	39	9,773	25	134	x
Merchant wholesalers.....	14	1,543	14	56	x
Other types of wholesale.....	25	8,230	11	78	x
SELECTED SERVICE TRADES, ^{2/} total.....	126	799	136	67	59
Personal services.....	71	367	73	55	47
All other service trades.....	55	432	63	12	12
TOURIST COURTS AND CAMPS.....	5	18	5	1	1
AMUSEMENTS.....	14	224	12	44	x

x Not available.

^{1/} Includes employees paid for less than the full workweek.

^{2/} See General Description on last page for changes from the 1939 Census of Business in the coverage of Service Trades.

Table 2.—CENSUS OF BUSINESS PRELIMINARY RESULTS FOR 1948 FOR CITIES OF 2,500 INHABITANTS OR MORE

TIoga COUNTY, PA.

(Data omitted for trade groups where necessary to avoid disclosure)

City and trade group ¹	Number of establishments	1948 sales and receipts (Thousand dollars)	Active proprietors of unincorporated businesses Nov. 1948	Paid employees, workweek ended nearest Nov. 15, 1948	
				Total employees ²	Full workweek employees
Wellsboro:					
Retail trade.....	91	8,243	85	380	317
Selected service trades....	27	222	28	29	26
Remainder of county:					
Retail trade.....	391	17,018	431	652	480
Selected service trades....	99	577	108	38	33

1/ See General Description on this page for changes from the 1939 Census of Business in the coverage of Service Trades.

2/ Includes Employees paid for less than the full workweek.

GENERAL DESCRIPTION OF PRELIMINARY RELEASES FOR THE 1948 CENSUS OF BUSINESS

This series of releases, of which one is planned for each county in the United States, presents preliminary results of the 1948 Census of Business. The information is based on reports submitted by business establishments for that Census. The figures shown are preliminary, and are subject to revision in the final Census publications, but the changes are expected to be relatively minor with respect to coverage. The final Census figures will be issued in a series of Business Census bulletins which will show additional detailed kind-of-business information for all places where there are a sufficient number of establishments.

The 1948 Census of Business was taken under the provision of the Act of June 19, 1948, which provides that the Business Census be taken for 1948 and for each fifth year thereafter. Previous Business Censuses were taken for the years 1929, 1933, 1935, and 1939.

Scope of the Census.—The 1948 Census of Business covered all establishments in the following trades, as defined by the Standard Industrial Classification Manual, May 1949 issue, of the Executive Office of the President: all retail trades; all wholesale trades; all service trades in the following four groups—personal services, business services, automobile repairs and services, and miscellaneous repair services; hotels; tourist courts and camps; and amusements, including motion picture theaters. Some important services not covered are radio broadcasting and television, medical and health, legal, educational, nonprofit, accounting, and domestic services.

This coverage is similar to that of the 1939 Business Census. However, "custom trades" and "services incidental to transportation," which are no longer included in the standard classification of the service trades, are not covered by the 1948 Census. In a number of localities, these exclusions as well as

other changes in the standard classification may have a considerable effect in comparing 1948 with 1939 data, particularly with respect to establishment count.

Establishment definition.—For Census purposes, a business establishment is defined to include only enterprises conducted from a recognizable place of business, provided that the annual sales were in excess of \$5,000 for a wholesale trade establishment and \$500 for establishments in other trades. A detailed analysis of coverage will be provided in future Census of Business publications.

"Number of establishments" is the number of separate business locations, rather than the number of business companies or organizations, since the Census figures represent information reported separately for each business location or establishment. The establishment count reflects the number of places in business at the end of 1948 excluding administrative and executive offices of multiunit organizations, and "chain store" warehouses.

Sales and receipts.—"1948 sales and receipts" represents sales of merchandise and receipts from repairs and other services to customers. The figures reflect deductions for returned goods and allowances, but not for trade-in allowances; they exclude sales and excise taxes collected from customers and paid directly to any taxing agency.

Proprietors.—"Active proprietors..." represents owners and partners of unincorporated businesses who devoted the major portion of their time to the business in November 1948.

Employment.—"Number of paid employees..." represents all employees on the pay roll for the pay period ending nearest November 15, 1948. "Full workweek" employees, whether regular or seasonal, are those who in the November 15 pay period were paid for working at least the number of hours typically worked in a week by employees of the reporting establishment.

1948 CENSUS OF BUSINESS

RETAIL, WHOLESALE, SERVICE TRADES

U. S. DEPARTMENT OF COMMERCE
BUREAU OF THE CENSUS

PRELIMINARY

For Release May 22, 1950

Release Series BC-1P-37-060

UNION COUNTY, PA.

Retail, wholesale, and service establishments located in Union County, Pennsylvania, showed a substantial expansion in dollar volume of trade from 1939 to 1948 according to preliminary figures from the 1948 Census of Business released today by the Bureau of the Census, U. S. Department of Commerce.

Retail sales in the county during 1948 aggregated \$12.2 million, an increase of 205 percent over the \$4.0 million in 1939, when the preceding Census of Business was taken. Wholesale sales in the county reached a total of \$4.2 million in 1948 as compared with \$1.2 million in 1939. The service trades included in the Census of Business recorded receipts totaling \$400,000 in 1948 compared with \$209,000 in 1939.

Employment in the county also rose over the 9-year period between 1939 and 1948 for the above trades. Establishments in these trades reported a combined total of 810 paid employees for the workweek ended nearest November 15, 1948. This compared with a total of 508 employees reported for the week of November 15, 1939.

These preliminary figures have been derived from a Census report on Union County, Pennsylvania, which also includes data for the city of Lewisburg. Final figures, superseding the preliminary data for Union County, will be included in a Bulletin for the State of Pennsylvania to be issued in several months. Similar data will be made available this year in preliminary and final form for each of the counties and States. A single copy of the preliminary release for Union County as well as an order blank for other area releases may be obtained by writing to the Bureau of the Census, Washington 25, D. C.

Table 1.—CENSUS OF BUSINESS PRELIMINARY RESULTS FOR 1948, BY TRADE GROUP

UNION COUNTY, PA.

Trade group and kind of business	Number of establishments	1948 sales and receipts (Thousand dollars)	Active proprietors of unincorporated businesses Nov. 1948	Paid employees, workweek ended nearest Nov. 15, 1948	
				Total employees ¹	Full workweek employees
RETAIL TRADE, total.....	255	12,203	266	618	440
Food group.....	56	3,004	57	102	75
Eating and drinking places.....	47	632	47	119	84
General merchandise grp, general stores.	12	625	11	41	22
Apparel group.....	15	532	11	36	22
Furniture-home furnishgs-appliance grp.	12	332	12	12	8
Automotive group.....	18	2,115	23	98	84
Gasoline service stations.....	32	866	36	35	28
Lumber-building-hardware group.....	15	714	18	37	30
Drug and proprietary stores.....	5	311	6	31	13
All other retail stores.....	43	3,072	45	107	74
WHOLESALE TRADE.....	13	4,195	12	121	x
SELECTED SERVICE TRADES, ² /total.....	61	400	60	71	62
Personal services.....	38	255	39	60	52
All other service trades.....	23	145	21	11	10
AMUSEMENTS.....	6	174	4	25	x

x Not available.

¹/ Includes employees paid for less than the full workweek.

²/ See General Description on last page for changes from the 1939 Census of Business in the coverage of Service Trades.

Table 2.—CENSUS OF BUSINESS PRELIMINARY RESULTS FOR 1948 FOR CITIES OF 2,500 INHABITANTS OR MORE

UNION COUNTY, PA.

(Data omitted for trade groups where necessary to avoid disclosure)

City and trade group ¹	Number of establishments	1948 sales and receipts (Thousand dollars)	Active proprietors of unincorporated businesses Nov. 1948	Paid employees, workweek ended nearest Nov. 15, 1948	
				Total employees ²	Full workweek employees
Lewisburg:					
Retail trade.....	86	4,818	83	355	259
Selected service trades...	23	201	20	59	53
Remainder of county:					
Retail trade.....	169	7,385	183	263	181
Selected service trades...	38	199	40	12	9

- 1/ See General Description on this page for changes from the 1939 Census of Business in the coverage of Service Trades.
- 2/ Includes employees paid for less than the full workweek.

GENERAL DESCRIPTION OF PRELIMINARY RELEASES FOR THE 1948 CENSUS OF BUSINESS

This series of releases, of which one is planned for each county in the United States, presents preliminary results of the 1948 Census of Business. The information is based on reports submitted by business establishments for that Census. The figures shown are preliminary, and are subject to revision in the final Census publications, but the changes are expected to be relatively minor with respect to coverage. The final Census figures will be issued in a series of Business Census bulletins which will show additional detailed kind-of-business information for all places where there are a sufficient number of establishments.

The 1948 Census of Business was taken under the provision of the Act of June 19, 1948, which provides that the Business Census be taken for 1948 and for each fifth year thereafter. Previous Business Censuses were taken for the years 1929, 1933, 1936, and 1939.

Scope of the Census.—The 1948 Census of Business covered all establishments in the following trades, as defined by the Standard Industrial Classification Manual, May 1949 issue, of the Executive Office of the President: all retail trades; all wholesale trades; all service trades in the following four groups—personal services, business services, automobile repairs and services, and miscellaneous repair services; hotels; tourist courts and camps; and amusements, including motion picture theaters. Some important services not covered are radio broadcasting and television, medical and health, legal, educational, nonprofit, accounting, and domestic services.

This coverage is similar to that of the 1939 Business Census. However, "custom trades" and "services incidental to transportation," which are no longer included in the standard classification of the service trades, are not covered by the 1948 Census. In a number of localities, these exclusions as well as

other changes in the standard classification may have a considerable effect in comparing 1948 with 1939 data, particularly with respect to establishment count.

Establishment definition.—For Census purposes, a business establishment is defined to include only enterprises conducted from a recognizable place of business, provided that the annual sales were in excess of \$5,000 for a wholesale trade establishment and \$500 for establishments in other trades. A detailed analysis of coverage will be provided in future Censuses of Business publications.

"Number of establishments" is the number of separate business locations, rather than the number of business companies or organizations, since the Census figures represent information reported separately for each business location or establishment. The establishment count reflects the number of places in business at the end of 1948 excluding administrative and executive offices of multiunit organizations, and "chain store" warehouses.

Sales and receipts.—"1948 sales and receipts" represents sales of merchandise and receipts from repairs and other services to customers. The figures reflect deductions for returned goods and allowances, but not for trade-in allowances; they exclude sales and excise taxes collected from customers and paid directly to any taxing agency.

Proprietors.—"Active proprietors..." represents owners and partners of unincorporated businesses who devoted the major portion of their time to the business in November 1948.

Employment.—"Number of paid employees..." represents all employees on the pay roll for the pay period ending nearest November 15, 1948. "Full workweek" employees, whether regular or seasonal, are those who in the November 15 pay period were paid for working at least the number of hours typically worked in a week by employees of the reporting establishment.

1948 CENSUS OF BUSINESS

U. S. DEPARTMENT OF COMMERCE
BUREAU OF THE CENSUS

RETAIL, WHOLESALE, SERVICE TRADES

PRELIMINARY

For Release May 22, 1950

Release Series BC-1P-37-061

VENANGO COUNTY, PA.

Retail, wholesale, and service establishments located in Venango County, Pennsylvania, showed a substantial expansion in dollar volume of trade from 1939 to 1948 according to preliminary figures from the 1948 Census of Business released today by the Bureau of the Census, U. S. Department of Commerce.

Retail sales in the county during 1948 aggregated \$47.6 million, an increase of 175 percent over the \$17.3 million in 1939, when the preceding Census of Business was taken. Wholesale sales in the county reached a total of \$18.1 million in 1948 as compared with \$11.9 million in 1939. The service trades included in the Census of Business recorded receipts totaling \$2.2 million in 1948 compared with \$0.8 million in 1939.

Employment in the county also rose over the 9-year period between 1939 and 1948 for the above trades. Establishments in these trades reported a combined total of 3,238 paid employees for the workweek ended nearest November 15, 1948. This compared with a total of 2,447 employees reported for the week of November 15, 1939.

These preliminary figures have been derived from a Census report on Venango County, Pennsylvania, which also includes data for Franklin, Oil City, and Polk. Final figures, superseding the preliminary data for Venango County, will be included in a Bulletin for the State of Pennsylvania to be issued in several months. Similar data will be made available this year in preliminary and final form for each of the counties and States. A single copy of the preliminary release for Venango County as well as an order blank for other area releases may be obtained by writing to the Bureau of the Census, Washington 25, D. C.

Table 1.—CENSUS OF BUSINESS PRELIMINARY RESULTS FOR 1948, BY TRADE GROUP
VENANGO COUNTY, PA.

Trade group and kind of business	Number of establishments	1948 sales and receipts (Thousand dollars)	Active proprietors of unincorporated businesses Nov. 1948	Paid employees, workweek ended nearest Nov. 15, 1948	
				Total employees ¹	Full workweek employees
RETAIL TRADE, total.....	665	47,608	710	2,548	2,055
Food group.....	209	13,079	238	445	338
Eating and drinking places.....	78	2,666	91	401	346
General merchandise grp, general stores.	25	4,720	17	428	313
Apparel group.....	61	4,055	47	258	165
Furniture-home furnishings-appliance grp.	35	2,633	40	146	130
Automotive group.....	54	9,891	59	337	323
Gasoline service stations.....	111	2,998	118	143	99
Lumber-building-hardware group.....	22	3,368	23	172	153
Drug and proprietary stores.....	14	1,054	10	77	69
All other retail stores.....	56	3,144	67	141	119
WHOLESALE TRADE, total.....	64	18,131	60	385	x
Merchant wholesalers.....	48	7,304	51	237	x
Manufact'rs' sales branches, offices...	7	3,856	-	61	x
Petroleum bulk plants, terminals.....	9	6,971	9	87	x
SELECTED SERVICE TRADES, 2/total.....	205	2,222	242	305	288
Personal services.....	124	1,229	144	223	214
All other service trades.....	81	993	98	82	74
AMUSEMENTS.....	25	655	22	151	x

x Not available.

1/ Includes employees paid for less than the full workweek.

2/ See General Description on last page for changes from the 1939 Census of Business in the coverage of Service Trades.

Table 2.—CENSUS OF BUSINESS PRELIMINARY RESULTS FOR 1948 FOR CITIES OF 2,500 INHABITANTS OR MORE
VENANGO COUNTY, PA.

(Data omitted for trade groups where necessary to avoid disclosure)

City and trade group ¹	Number of establishments	1948 sales and receipts (Thousand dollars)	Active proprietors of unincorporated businesses Nov. 1948	Paid employees, workweek ended nearest Nov. 15, 1948	
				Total employees ²	Full workweek employees
Franklin:					
Retail trade.....	186	14,173	199	763	606
Wholesale trade.....	18	2,935	19	76	x
Selected service trades....	59	388	66	42	37
Oil City:					
Retail trade.....	262	25,275	268	1,453	1,179
Wholesale trade.....	39	10,253	36	243	x
Selected service trades....	95	1,350	114	210	203
Polk:					
Retail trade.....	6	259	9	23	20
Selected service trades....	Included with "Remainder of county"				
Remainder of county:^{3/}					
Retail trade.....	211	7,901	234	309	250
Wholesale trade.....	7	4,943	5	66	x
Selected service trades....	51	484	62	53	48

x Not available.

1/ See General Description on this page for changes from the 1939 Census of Business in the coverage of Service Trades.

2/ Includes employees paid for less than the full workweek.

3/ Except as indicated above, includes figures for establishments, other than wholesale, not located in cities of 2,500 inhabitants or more, and wholesale establishments not located in cities of 5,000 inhabitants or more.

GENERAL DESCRIPTION OF PRELIMINARY RELEASES FOR THE 1948 CENSUS OF BUSINESS

This series of releases, of which one is planned for each county in the United States, presents preliminary results of the 1948 Census of Business. The information is based on reports submitted by business establishments for that Census. The figures shown are preliminary, and are subject to revision in the final Census publications, but the changes are expected to be relatively minor with respect to coverage. The final Census figures will be issued in a series of Business Census bulletins which will show additional detailed kind-of-business information for all places where there are a sufficient number of establishments.

The 1948 Census of Business was taken under the provision of the Act of June 19, 1948, which provides that the Business Census be taken for 1948 and for each fifth year thereafter. Previous Business Censuses were taken for the years 1929, 1933, 1935, and 1939.

Scope of the Census.—The 1948 Census of Business covered all establishments in the following trades, as defined by the Standard Industrial Classification Manual, May 1949 issue, of the Executive Office of the President: all retail trades; all wholesale trades; all service trades in the following four groups—personal services, business services, automobile repairs and services, and miscellaneous repair services; hotels; tourist courts and camps; and amusements, including motion picture theaters. Some important services not covered are radio broadcasting and television, medical and health, legal, educational, nonprofit, accounting, and domestic services.

This coverage is similar to that of the 1939 Business Census. However, "custom trades" and "services incidental to transportation," which are no longer included in the standard classification of the service trades, are not covered by the 1948 Census. In a number of localities, these exclusions as well as

other changes in the standard classification may have a considerable effect in comparing 1948 with 1939 data, particularly with respect to establishment count.

Establishment definition.—For Census purposes, a business establishment is defined to include only enterprises conducted from a recognizable place of business, provided that the annual sales were in excess of \$5,000 for a wholesale trade establishment and \$500 for establishments in other trades. A detailed analysis of coverage will be provided in future Census of Business publications.

"Number of establishments" is the number of separate business locations, rather than the number of business companies or organizations, since the Census figures represent information reported separately for each business location or establishment. The establishment count reflects the number of places in business at the end of 1948 excluding administrative and executive offices of multiunit organizations, and "chain store" warehouses.

Sales and receipts.—"1948 sales and receipts" represents sales of merchandise and receipts from repairs and other services to customers. The figures reflect deductions for returned goods and allowances, but not for trade-in allowances; they exclude sales and excise taxes collected from customers and paid directly to any taxing agency.

Proprietors.—"Active proprietors..." represents owners and partners of unincorporated businesses who devoted the major portion of their time to the business in November 1948.

Employment.—"Number of paid employees..." represents all employees on the pay roll for the pay period ending nearest November 15, 1948. "Full workweek" employees, whether regular or seasonal, are those who in the November 15 pay period were paid for working at least the number of hours typically worked in a week by employees of the reporting establishment.

1948 CENSUS OF BUSINESS

RETAIL, WHOLESALE, SERVICE TRADES

U. S. DEPARTMENT OF COMMERCE
BUREAU OF THE CENSUS

PRELIMINARY

For Release May 22, 1950

Release Series BC-1P-37-062

WARREN COUNTY, PA.

Retail, wholesale, and service establishments located in Warren County, Pennsylvania, showed a substantial expansion in dollar volume of trade from 1939 to 1948 according to preliminary figures from the 1948 Census of Business released today by the Bureau of the Census, U. S. Department of Commerce.

Retail sales in the county during 1948 aggregated \$45.1 million, an increase of 165 percent over the \$17.0 million in 1939, when the preceding Census of Business was taken. Wholesale sales in the county reached a total of \$20.4 million in 1948 as compared with \$5.8 million in 1939. The service trades included in the Census of Business recorded receipts totaling \$1.4 million in 1948 compared with \$0.5 million in 1939.

Employment in the county also rose over the 9-year period between 1939 and 1948 for the above trades. Establishments in these trades reported a combined total of 2,839 paid employees for the workweek ended nearest November 15, 1948. This compared with a total of 2,080 employees reported for the week of November 15, 1939.

These preliminary figures have been derived from a Census report on Warren County, Pennsylvania, which also includes data for the city of Warren. Final figures, superseding the preliminary data for Warren County, will be included in a Bulletin for the State of Pennsylvania to be issued in several months. Similar data will be made available this year in preliminary and final form for each of the counties and States. A single copy of the preliminary release for Warren County as well as an order blank for other area releases may be obtained by writing to the Bureau of the Census, Washington 25, D. C.

Table 1.—CENSUS OF BUSINESS PRELIMINARY RESULTS FOR 1948, BY TRADE GROUP
WARREN COUNTY, PA.

Trade group and kind of business	Number of establishments	1948 sales and receipts (Thousand dollars)	Active proprietors of unincorporated businesses Nov. 1948	Paid employees, workweek ended nearest Nov. 15, 1948	
				Total employees ¹	Full workweek employees
RETAIL TRADE, total.....	506	45,102	528	2,295	1,874
Food group.....	148	9,221	160	350	225
Eating and drinking places.....	79	2,168	91	286	216
General merchandise grp, general stores	19	17,207	13	899	813
Apparel group.....	28	2,055	33	121	78
Furniture-home furnishgs-appliance grp	28	1,696	25	94	81
Automotive group.....	30	4,365	25	152	140
Gasoline service stations.....	74	1,975	85	72	47
Lumber-building-hardware group.....	33	2,602	34	150	140
Drug and proprietary stores.....	12	746	9	52	40
All other retail stores.....	55	3,067	53	119	94
WHOLESALE TRADE, total.....	43	20,385	29	353	x
Merchant wholesalers.....	27	14,107	23	294	x
Other types of wholesale.....	16	6,278	6	59	x
SELECTED SERVICE TRADES, ² /total.....	154	1,389	168	191	152
Personal services.....	81	632	83	114	100
All other service trades.....	73	757	85	77	52
HOTELS.....	10	462	9	75	73
TOURIST COURTS AND CAMPS.....	9	28	15	4	3

x Not available.

¹/ Includes employees paid for less than the full workweek.

²/ See General Description on last page for changes from the 1939 Census of Business in the coverage of Service Trades.

Table 2.—CENSUS OF BUSINESS PRELIMINARY RESULTS FOR 1948 FOR CITIES OF 2,500 INHABITANTS OR MORE

WARREN COUNTY, PA.

(Data omitted for trade groups where necessary to avoid disclosure)

City and trade group ¹	Number of establishments	1948 sales and receipts (Thousand dollars)	Active proprietors of unincorporated businesses Nov. 1948	Paid employees, workweek ended nearest Nov. 15, 1948	
				Total employees ²	Full workweek employees
Warren:					
Retail trade.....	246	34,507	237	1,821	1,532
Wholesale trade.....	27	17,714	20	288	x
Selected service trades....	86	958	94	153	129
Remainder of county:					
Retail trade.....	260	10,595	291	474	342
Wholesale trade.....	16	2,671	9	65	x
Selected service trades....	68	431	74	38	23
Tourist courts and camps...	9	28	15	4	3

x Not available.

1/ See General Description on this page for changes from the 1939 Census of Business in the coverage of Service Trades.

2/ Includes employees paid for less than the full workweek.

GENERAL DESCRIPTION OF PRELIMINARY RELEASES FOR THE 1948 CENSUS OF BUSINESS

This series of releases, of which one is planned for each county in the United States, presents preliminary results of the 1948 Census of Business. The information is based on reports submitted by business establishments for that Census. The figures shown are preliminary, and are subject to revision in the final Census publications, but the changes are expected to be relatively minor with respect to coverage. The final Census figures will be issued in a series of Business Census bulletins which will show additional detailed kind-of-business information for all places where there are a sufficient number of establishments.

The 1948 Census of Business was taken under the provision of the Act of June 19, 1948, which provides that the Business Census be taken for 1948 and for each fifth year thereafter. Previous Business Censuses were taken for the years 1929, 1933, 1935, and 1939.

Scope of the Census.—The 1948 Census of Business covered all establishments in the following trades, as defined by the Standard Industrial Classification Manual, May 1949 issue, of the Executive Office of the President: all retail trades; all wholesale trades; all service trades in the following four groups—personal services, business services, automobile repairs and services, and miscellaneous repair services; hotels; tourist courts and camps; and amusements, including motion picture theaters. Some important services not covered are radio broadcasting and television, medical and health, legal, educational, nonprofit, accounting, and domestic services.

This coverage is similar to that of the 1939 Business Census. However, "custom trades" and "services incidental to transportation," which are no longer included in the standard classification of the service trades, are not covered by the 1948 Census. In a number of localities, these exclusions as well as

other changes in the standard classification may have a considerable effect in comparing 1948 with 1939 data, particularly with respect to establishment count.

Establishment definition.—For Census purposes, a business establishment is defined to include only enterprises conducted from a recognizable place of business, provided that the annual sales were in excess of \$5,000 for a wholesale trade establishment and \$500 for establishments in other trades. A detailed analysis of coverage will be provided in future Census of Business publications.

"Number of establishments" is the number of separate business locations, rather than the number of business companies or organizations, since the Census figures represent information reported separately for each business location or establishment. The establishment count reflects the number of places in business at the end of 1948 excluding administrative and executive offices of multiunit organizations, and "chain store" warehouses.

Sales and receipts.—"1948 sales and receipts" represents sales of merchandise and receipts from repairs and other services to customers. The figures reflect deductions for returned goods and allowances, but not for trade-in allowances; they exclude sales and excise taxes collected from customers and paid directly to any taxing agency.

Proprietors.—"Active proprietors..." represents owners and partners of unincorporated businesses who devoted the major portion of their time to the business in November 1948.

Employment.—"Number of paid employees..." represents all employees on the pay roll for the pay period ending nearest November 15, 1948. "Full workweek" employees, whether regular or seasonal, are those who in the November 15 pay period were paid for working at least the number of hours typically worked in a week by employees of the reporting establishment.

1948 CENSUS OF BUSINESS

RETAIL, WHOLESALE, SERVICE TRADES

U. S. DEPARTMENT OF COMMERCE
BUREAU OF THE CENSUS

PRELIMINARY

For Release February 27, 1950

Release Series BC-1P-37-063

WASHINGTON COUNTY, PA.

Retail, wholesale, and service establishments located in Washington County, Pennsylvania showed a substantial expansion in volume of trade from 1939 to 1948 according to preliminary figures from the 1948 Census of Business released today by the Bureau of the Census, U. S. Department of Commerce.

Retail sales in the county during 1948 aggregated \$159.7 million, an increase of 186 percent over the \$55.9 million sales in 1939, when the preceding Census of Business was taken. Wholesale sales volume in the county showed a 181 percent rise over the same period, reaching a total of \$55.6 million in 1948 as compared with \$19.8 million in 1939. The service trades included in the Census of Business reported receipts totaling \$5.7 million in 1948 compared with \$2.2 million in 1939. Hotel receipts moved from \$0.6 million in 1939 to \$1.6 million in 1948. Amusement businesses in the county recorded receipts of \$2.6 million in 1948. No comparable figures for 1939 are available.

Employment in the county also rose over the nine year period between 1939 and 1948 for the trades covered by the Census of Business. Retail trade establishments reported 8,020 paid employees for the workweek ended nearest November 15, 1948. Of these 6,733 worked the full week, and the remainder part of the week. The comparable figures for 1939 were 5,848 and 4,618. Wholesale trade establishments reported a total of 1,124 full- and part-week employees for the week of November 15, 1948, compared with 684 for the same week in 1939. For the selected service trades, November 15, 1948 paid employees numbered 790; the comparable figure for 1939, adjusted for change in scope between the two Censuses, was 640.

These preliminary figures have been derived from a Census report on Washington County, Pennsylvania. The report also contains data for Bentleyville, California, Canonsburg, Centerville, Charleroi, Donora, McDonald, Monongahela, North Charleroi, and Washington cities.

Final figures superseding the preliminary data for Washington County, will be included in a Bulletin for the State of Pennsylvania to be issued in several months. Similar data will be made available this year in preliminary and final form for each of the counties and States. A single copy of the preliminary release for Washington County as well as an order blank for other area releases may be obtained by writing to the Bureau of the Census, Washington 25, D. C.

Table 1.—CENSUS OF BUSINESS PRELIMINARY RESULTS FOR 1948, BY TRADE GROUP
WASHINGTON COUNTY, PA.

Trade group and kind of business	Number of establishments	1948 sales and receipts (Thousand dollars)	Active proprietors of unincorporated businesses Nov. 1948	Paid employees, workweek ended nearest Nov. 15, 1948	
				Total employees ¹	Full workweek employees
RETAIL TRADE, total.....	2,326	159,730	2,452	8,020	6,733
Food group.....	757	44,955	792	1,471	1,246
Eating and drinking places.....	472	10,515	602	1,217	970
General merchandise group, general stores	76	21,670	40	1,539	1,187
Apparel group.....	170	12,112	138	679	498
Furniture-home furnishings-appliance grp	98	7,977	96	402	382
Automotive group.....	123	26,079	127	976	938
Gasoline service stations.....	287	7,655	310	315	264
Lumber-building-hardware group.....	111	13,384	123	633	574
Drug and proprietary stores.....	59	3,960	62	343	285
All other retail stores	173	11,423	162	445	389
WHOLESALE TRADE, total.....	129	55,561	128	1,124	x
Merchant wholesalers.....	106	29,888	122	794	x
Groceries, foods.....	21	12,322	25	234	x
Mach'y, equip't, industrial supplies...	8	1,748	7	69	x
Automotive parts, accessories.....	15	1,884	18	97	x
All other merchant wholesalers.....	62	13,934	72	394	x
Petroleum bulk plants, terminals.....	13	12,689	5	162	x
Other wholesale.....	10	12,984	1	168	x
SELECTED SERVICE TRADES,^{2/}total.....	658	5,707	706	790	699
Personal services.....	468	3,802	496	629	577
Business services.....	13	126	13	30	18
Automotive repairs and services.....	99	1,113	113	77	60
Other repair services.....	78	666	84	54	44
HOTELS.....	22	1,641	26	335	324
TOURIST COURTS AND CAMPS.....	10	56	15	13	13
AMUSEMENTS.....	90	2,598	83	418	x

x Not available.

^{1/} Includes employees paid for less than the full workweek.

^{2/} See General Description on last page for changes from the 1939 Census of Business in the coverage of Service Trades.

Table 2.—CENSUS OF BUSINESS PRELIMINARY RESULTS FOR 1948 FOR CITIES OF 2,500 INHABITANTS OR MORE

WASHINGTON COUNTY, PA.

(Data omitted for trade groups where necessary to avoid disclosure)

City and trade group ¹	Number of establishments	1948 sales and receipts (Thousand dollars)	Active proprietors of unincorporated businesses Nov. 1948	Paid employees, workweek ended nearest Nov. 15, 1948	
				Total employees ²	Full workweek employees
Bentleyville:					
Retail trade.....	50	2,768	53	119	101
Selected service trades.....	16	107	16	6	4
California:					
Retail trade.....	49	2,470	55	134	104
Selected service trades.....	12	77	12	4	3
Canonsburg:					
Retail trade.....	203	15,657	221	815	679
Wholesale trade.....	12	3,931	10	115	x
Selected service trades.....	69	509	76	88	79
Centerville:					
Retail trade.....	27	715	32	30	24
Wholesale trade.....		Included with "remainder of county"			
Charleroi:					
Retail trade.....	207	22,802	189	1,277	1,063
Wholesale trade.....	15	14,115	10	266	x
Selected service trades.....	60	430	67	73	64
Hotels.....	5	450	7	68	66
Amusements.....	10	446	9	60	x
Donora:					
Retail trade.....	178	10,829	188	576	466
Wholesale trade.....	8	874	10	24	x
Selected service trades.....	60	428	63	62	51
Amusements.....	7	183	6	44	x
McDonald (part):					
Retail trade.....	59	5,170	68	253	205
Selected service trades.....	25	234	26	15	15
Amusements.....	5	77	4	25	x
Monongahela:					
Retail trade.....	142	9,623	143	479	379
Wholesale trade.....	6	1,089	10	25	x
Selected service trades.....	43	283	47	25	17
North Charleroi:					
Retail trade.....	22	621	22	27	23
Washington:					
Retail trade.....	444	41,927	429	2,484	2,125
Wholesale trade.....	41	14,292	39	373	x
Selected service trades.....	172	1,906	180	321	289
Amusements.....	13	631	13	91	x
Remainder of county:^{3/}					
Retail trade.....	945	47,148	1,052	1,826	1,564
Wholesale trade.....	47	21,260	49	321	x
Selected service trades.....	193	1,675	210	189	172
Hotels.....	5	91	6	16	15
Tourist courts and camps....	10	56	15	13	13
Amusements.....	31	553	27	78	x

x Not available.

^{1/} See General Description on last page for changes from the 1939 Census of Business in the coverage of Service Trades.^{2/} Includes employees paid for less than the full workweek.^{3/} Except as indicated above, includes figures for establishments, other than wholesale, not located in cities of 2,500 inhabitants or more, and wholesale establishments not located in cities of 5,000 inhabitants or more.

GENERAL DESCRIPTION OF PRELIMINARY RELEASES FOR THE 1948 CENSUS OF BUSINESS

This series of releases, of which one is planned for each county in the United States, presents preliminary results of the 1948 Census of Business. The information is based on reports submitted by business establishments for that Census. The figures shown are preliminary, and are subject to revision in the final Census publications, but the changes are expected to be relatively minor with respect to coverage. The final Census figures will be issued in a series of Business Census bulletins which will show additional detailed kind-of-business information for all places where there are a sufficient number of establishments.

The 1948 Census of Business was taken under the provision of the Act of June 19, 1948, which provides that the Business Census be taken for 1948 and for each fifth year thereafter. Previous Business Censuses were taken for the years 1929, 1933, 1935, and 1939.

Scope of the Census.—The 1948 Census of Business covered all establishments in the following trades, as defined by the Standard Industrial Classification Manual, May 1949 issue, of the Executive Office of the President: all retail trades; all wholesale trades; all service trades in the following four groups—personal services, business services, automobile repairs and services, and miscellaneous repair services; hotels; tourist courts and camps; and amusements, including motion picture theaters. Some important services not covered are radio broadcasting and television, medical and health, legal, educational, nonprofit, accounting, and domestic services.

This coverage is similar to that of the 1939 Business Census. However, "custom trades" and "services incidental to transportation," which are no longer included in the standard classification of the service trades, are not covered by the 1948 Census. In a number of localities, these exclusions as well as other changes in the standard classification may have a considerable effect in comparing

1948 with 1939 data, particularly with respect to establishment count.

Establishment definition.—For Census purposes, a business establishment is defined to include only enterprises conducted from a recognizable place of business, provided that the annual sales were in excess of \$5,000 for a wholesale trade establishment and \$500 for establishments in other trades. A detailed analysis of coverage will be provided in future Census of Business publications.

"Number of establishments" is the number of separate business locations, rather than the number of business companies or organizations, since the Census figures represent information reported separately for each business location or establishment. The establishment count reflects the number of places in business at the end of 1948 excluding administrative and executive offices of multiunit organizations, and "chain store" warehouses.

Sales and receipts.—"1948 sales and receipts" represents sales of merchandise and receipts from repairs and other services to customers. The figures reflect deductions for returned goods and allowances, but not for trade-in allowances; they exclude sales and excise taxes collected from customers and paid directly to any taxing agency.

Proprietors.—"Active proprietors..." represents owners and partners of unincorporated businesses who devoted the major portion of their time to the business in November 1948.

Employment.—"Number of paid employees..." represents all employees on the pay roll for the pay period ending nearest November 15, 1948. "Full workweek" employees, whether regular or seasonal, are those who in the November 15 pay period were paid for working at least the number of hours typically worked in a week by employees of the reporting establishment.

1948 CENSUS OF BUSINESS

RETAIL, WHOLESALE, SERVICE TRADES

U. S. DEPARTMENT OF COMMERCE
BUREAU OF THE CENSUS

PRELIMINARY

For Release May 22, 1950

Release Series BC-1P-37-064

WAYNE COUNTY, PA.

Retail, wholesale, and service establishments located in Wayne County, Pennsylvania, showed a substantial expansion in dollar volume of trade from 1939 to 1948 according to preliminary figures from the 1948 Census of Business released today by the Bureau of the Census, U. S. Department of Commerce.

Retail sales in the county during 1948 aggregated \$22.0 million, an increase of 201 percent over the \$7.3 million in 1939, when the preceding Census of Business was taken. Wholesale sales in the county reached a total of \$7.4 million in 1948 as compared with \$2.2 million in 1939. The service trades included in the Census of Business recorded receipts totaling \$664,000 in 1948 compared with \$301,000 in 1939.

Employment in the county also rose over the 9-year period between 1939 and 1948 for the above trades. Establishments in these trades reported a combined total of 1,122 paid employees for the workweek ended nearest November 15, 1948. This compared with a total of 664 employees reported for the week of November 15, 1939.

These preliminary figures have been derived from a Census report on Wayne County, Pennsylvania, which also includes data for the city of Honesdale. Final figures, superseding the preliminary data for Wayne County, will be included in a Bulletin for the State of Pennsylvania to be issued in several months. Similar data will be made available this year in preliminary and final form for each of the counties and States. A single copy of the preliminary release for Wayne County as well as an order blank for other area releases may be obtained by writing to the Bureau of the Census, Washington 25, D. C.

Table 1.—CENSUS OF BUSINESS PRELIMINARY RESULTS FOR 1948, BY TRADE GROUP

WAYNE COUNTY, PA.

Trade group and kind of business	Number of establishments	1948 sales and receipts (Thousand dollars)	Active proprietors of unincorporated businesses Nov. 1948	Paid employees, workweek ended nearest Nov. 15, 1948	
				Total employees ¹	Full workweek employees
RETAIL TRADE, total.....	433	21,987	425	957	805
Food group.....	102	5,187	92	161	135
Eating and drinking places.....	91	1,455	95	156	96
General merchandise grp, general stores	34	1,609	31	102	80
Apparel group.....	20	885	20	55	46
Furniture-home furnishgs-appliance grp	18	848	19	48	44
Automotive group.....	24	2,310	27	92	87
Gasoline service stations.....	60	1,620	60	43	38
Lumber-building-hardware group.....	24	3,416	22	186	181
Drug and proprietary stores.....	10	362	8	23	17
All other retail stores.....	50	4,295	51	91	81
WHOLESALE TRADE, total.....	27	7,394	17	88	x
Merchant wholesalers.....	13	1,708	11	30	x
Other types of wholesalers.....	14	5,686	6	58	x
SELECTED SERVICE TRADES, ^{2/} total.....	95	664	94	77	65
Personal services.....	52	299	53	44	38
All other service trades.....	43	365	41	33	27
HOTELS.....	13	348	14	37	33

x Not available.

1/ Includes employees paid for less than the full workweek.

2/ See General Description on last page for changes from the 1939 Census of Business in the coverage of Service Trades.

Table 2.—CENSUS OF BUSINESS PRELIMINARY RESULTS FOR 1948 FOR CITIES OF 2,500 INHABITANTS OR MORE

WAYNE COUNTY, PA.

(Data omitted for trade groups where necessary to avoid disclosure)

City and trade group ¹	Number of establishments	1948 sales and receipts (Thousand dollars)	Active proprietors of unincorporated businesses Nov. 1948	Paid employees, workweek ended nearest Nov. 15, 1948	
				Total employees ²	Full workweek employees
Honesdale:					
Retail trade.....	150	11,533	144	584	502
Wholesale trade.....	15	4,951	10	66	x
Selected service trades...	43	309	43	54	44
Remainder of county:					
Retail trade.....	283	10,454	281	373	303
Wholesale trade.....	12	2,443	7	22	x
Selected service trades...	52	355	51	23	21

x Not available.

1/ See General Description on this page for changes from the 1939 Census of Business in the coverage of Service Trades.

2/ Includes employees paid for less than the full workweek.

GENERAL DESCRIPTION OF PRELIMINARY RELEASES FOR THE 1948 CENSUS OF BUSINESS

This series of releases, of which one is planned for each county in the United States, presents preliminary results of the 1948 Census of Business. The information is based on reports submitted by business establishments for that Census. The figures shown are preliminary, and are subject to revision in the final Census publications, but the changes are expected to be relatively minor with respect to coverage. The final Census figures will be issued in a series of Business Census bulletins which will show additional detailed kind-of-business information for all places where there are a sufficient number of establishments.

The 1948 Census of Business was taken under the provision of the Act of June 19, 1948, which provides that the Business Census be taken for 1948 and for each fifth year thereafter. Previous Business Censuses were taken for the years 1929, 1933, 1935, and 1939.

Scope of the Census.—The 1948 Census of Business covered all establishments in the following trades, as defined by the Standard Industrial Classification Manual, May 1949 issue, of the Executive Office of the President: all retail trades; all wholesale trades; all service trades in the following four groups—personal services, business services, automobile repairs and services, and miscellaneous repair services; hotels; tourist courts and camps; and amusements, including motion picture theaters. Some important services not covered are radio broadcasting and television, medical and health, legal, educational, nonprofit, accounting, and domestic services.

This coverage is similar to that of the 1939 Business Census. However, "custom trades" and "services incidental to transportation," which are no longer included in the standard classification of the service trades, are not covered by the 1948 Census. In a number of localities, these exclusions as well as

other changes in the standard classification may have a considerable effect in comparing 1948 with 1939 data, particularly with respect to establishment count.

Establishment definition.—For Census purposes, a business establishment is defined to include only enterprises conducted from a recognizable place of business, provided that the annual sales were in excess of \$5,000 for a wholesale trade establishment and \$500 for establishments in other trades. A detailed analysis of coverage will be provided in future Censuses of Business publications.

"Number of establishments" is the number of separate business locations, rather than the number of business companies or organizations, since the Census figures represent information reported separately for each business location or establishment. The establishment count reflects the number of places in business at the end of 1948 excluding administrative and executive offices of multiunit organizations, and "chain store" warehouses.

Sales and receipts.—"1948 sales and receipts" represents sales of merchandise and receipts from repairs and other services to customers. The figures reflect deductions for returned goods and allowances, but not for trade-in allowances; they exclude sales and excise taxes collected from customers and paid directly to any taxing agency.

Proprietors.—"Active proprietors..." represents owners and partners of unincorporated businesses who devoted the major portion of their time to the business in November 1948.

Employment.—"Number of paid employees..." represents all employees on the pay roll for the pay period ending nearest November 15, 1948. "Full workweek" employees, whether regular or seasonal, are those who in the November 15 pay period were paid for working at least the number of hours typically worked in a week by employees of the reporting establishment.

1948 CENSUS OF BUSINESS

RETAIL, WHOLESALE, SERVICE TRADES

U. S. DEPARTMENT OF COMMERCE
BUREAU OF THE CENSUS

PRELIMINARY

For Release May 22, 1950

Release Series BC-1P-37-065

WESTMORELAND COUNTY, PA.

Retail, wholesale, and service establishments located in Westmoreland County, Pennsylvania, showed a substantial expansion in dollar volume of trade from 1939 to 1948 according to preliminary figures from the 1948 Census of Business released today by the Bureau of the Census, U. S. Department of Commerce.

Retail sales in the county during 1948 aggregated \$244.2 million, an increase of 225 percent over the \$75.2 million in 1939, when the preceding Census of Business was taken. Wholesale sales in the county reached a total of \$55.8 million in 1948 as compared with \$20.4 million in 1939. The service trades included in the Census of Business recorded receipts totaling \$9.9 million in 1948 compared with \$3.0 million in 1939.

Employment in the county also rose over the 9-year period between 1939 and 1948 for the above trades. Establishments in these trades reported a combined total of 15,248 paid employees for the workweek ended nearest November 15, 1948. This compared with a total of 9,720 employees reported for the week of November 15, 1939.

These preliminary figures have been derived from a Census report on Westmoreland County, Pennsylvania, which also includes data for seventeen cities of 2,500 inhabitants or more located in Westmoreland County. Final figures, superseding the preliminary data for Westmoreland County, will be included in a Bulletin for the State of Pennsylvania to be issued in several months. Similar data will be made available this year in preliminary and final form for each of the counties and States. A single copy of the preliminary release for Westmoreland County as well as an order blank for other area releases may be obtained by writing to the Bureau of the Census, Washington 25, D. C.

Table 1.—CENSUS OF BUSINESS PRELIMINARY RESULTS FOR 1948, BY TRADE GROUP
WESTMORELAND COUNTY, PA.

Trade group and kind of business	Number of establishments	1948 sales and receipts (Thousand dollars)	Active proprietors of unincorporated businesses Nov. 1948	Paid employees, workweek ended nearest Nov. 15, 1948	
				Total employees ¹	Full workweek employees
RETAIL TRADE, total.....	3,651	244,164	3,804	12,926	10,309
Food group.....	1,297	69,886	1,330	2,567	2,028
Eating and drinking places.....	660	16,010	840	1,827	1,397
Gen'l merchandise grp, general stores...	108	22,948	62	2,130	1,539
Apparel group.....	258	21,517	214	1,471	1,029
Furniture-home furnishings-appliance grp.	150	14,279	144	830	744
Automotive group.....	189	39,989	199	1,340	1,275
Gasoline service stations.....	436	13,328	467	512	399
Lumber-building-hardware group.....	166	21,671	173	1,104	988
Drug and proprietary stores.....	93	5,659	88	442	340
All other retail stores.....	294	18,877	287	703	570
WHOLESALE TRADE, total.....	186	55,844	178	1,036	x
Merchant wholesalers, total.....	156	30,872	164	679	x
Groceries, foods.....	34	11,387	44	172	x
Mach'y, equip't, industrial supplies..	8	1,642	6	32	x
Automotive parts, accessories.....	25	2,465	17	106	x
All other merchant wholesalers.....	89	15,378	97	369	x
Petroleum bulk plants, terminals.....	17	11,624	9	97	x
Other types of wholesale.....	13	13,348	5	260	x
SELECTED SERVICE TRADES, ² /total.....	1,047	9,863	1,125	1,286	1,064
Personal services.....	740	5,739	772	938	774
Business services.....	22	769	21	97	74
Automotive repairs and services.....	212	2,675	247	191	166
Other repair services.....	73	680	85	60	50
HOTELS.....	40	2,318	54	492	473
TOURIST COURTS AND CAMPS.....	17	96	20	6	5
AMUSEMENTS.....	150	4,016	149	810	x

x Not available.

¹/ Includes employees paid for less than the full workweek.

²/ See General Description on last page for changes from the 1939 Census of Business in the coverage of Service Trades.

Table 2.—CENSUS OF BUSINESS PRELIMINARY RESULTS FOR 1948 FOR CITIES OF 2,500 INHABITANTS OR MORE

WESTMORELAND COUNTY, PA.

(Data omitted for trade groups where necessary to avoid disclosure)

City and trade group ¹	Number of establishments	1948 sales and receipts (Thousand dollars)	Active proprietors of unincorporated businesses Nov. 1948	Paid employees, workweek ended nearest Nov. 15, 1948	
				Total employees ²	Full workweek employees
Arnold:					
Retail trade.....	104	7,080	118	286	211
Wholesale trade.....	8	1,412	7	17	x
Selected service trades....	37	239	43	20	19
Derry:					
Retail trade.....	61	3,367	73	167	143
Selected service trades....	19	128	20	10	3
Greensburg:					
Retail trade.....	306	40,555	275	2,432	2,043
Wholesale trade.....	38	19,964	30	310	x
Selected service trades....	115	1,846	133	276	239
Irwin:					
Retail trade.....	91	7,156	98	361	279
Selected service trades....	33	252	37	29	22
Jeanette:					
Retail trade.....	230	18,359	254	1,029	798
Wholesale trade.....	20	3,033	14	88	x
Selected service trades....	77	944	77	187	126
Amusements.....	11	325	9	105	x
Latrobe:					
Retail trade.....	203	17,326	196	923	773
Wholesale trade.....	13	4,085	10	168	x
Selected service trades....	81	679	80	135	123
Monessen:					
Retail trade.....	255	16,599	284	856	665
Wholesale trade.....	11	5,605	13	69	x
Selected service trades....	69	665	76	103	97
Mount Pleasant:					
Retail trade.....	118	9,018	121	428	306
Wholesale trade.....	9	1,108	11	17	x
Selected service trades....	52	347	62	38	25
New Kensington:					
Retail trade.....	371	39,935	365	2,478	2,027
Wholesale trade.....	20	5,026	14	93	x
Selected service trades....	149	1,629	156	263	233
Amusements.....	15	686	13	137	x
North Bellevernon:					
Retail trade.....	46	2,577	51	121	107
Selected service trades....	13	140	14	4	3
Scottdale:					
Retail trade.....	115	8,703	120	396	316
Wholesale trade.....	6	1,107	4	48	x
Selected service trades....	37	222	39	16	15
South Greensburg:					
Retail trade.....	35	862	35	52	38
Selected service trades....	10	29	9	4	2
Southwest Greensburg:					
Retail trade.....	19	650	20	38	31
Trafford: (part)					
Retail trade.....	48	2,137	49	83	68

Continued

Table 2.—CENSUS OF BUSINESS PRELIMINARY RESULTS FOR 1948 FOR CITIES OF 2,500 INHABITANTS OR MORE

WESTMORELAND COUNTY, PA.

(Data omitted for trade groups where necessary to avoid disclosure)

City and trade group ¹	Number of establishments	1948 sales and receipts (Thousand dollars)	Active proprietors of unincorporated businesses Nov. 1948	Paid employees, workweek ended nearest Nov. 15, 1948	
				Total employees ²	Full workweek employees
Vandergrift:					
Retail trade.....	168	11,519	172	616	490
Wholesale trade.....	9	1,520	12	36	x
Selected service trades...	50	286	51	29	23
West Newton:					
Retail trade.....	61	3,508	60	185	153
Selected service trades...	19	93	18	4	4
Youngwood:					
Retail trade.....	45	2,071	41	117	90
Selected service trades...	16	144	18	14	8
Remainder of county: ^{3/}					
Retail trade.....	1,375	52,742	1,472	2,358	1,771
Wholesale trade.....	52	12,984	63	190	x
Selected service trades...	240	1,868	264	115	86
Tourist courts and camps...	17	96	20	6	5
Amusements.....	55	819	65	145	x

x Not available.

1/ See General Description on this page for changes from the 1939 Census of Business in the coverage of Service Trades.

2/ Includes employees paid for less than the full workweek.

3/ Includes figures for establishments, other than wholesale, not located in cities of 2,500 inhabitants or more, and wholesale establishments not located in cities of 5,000 inhabitants or more.

GENERAL DESCRIPTION OF PRELIMINARY RELEASES FOR THE 1948 CENSUS OF BUSINESS

This series of releases, of which one is planned for each county in the United States, presents preliminary results of the 1948 Census of Business. The information is based on reports submitted by business establishments for that Census. The figures shown are preliminary, and are subject to revision in the final Census publications, but the changes are expected to be relatively minor with respect to coverage. The final Census figures will be issued in a series of Business Census bulletins which will show additional detailed kind-of-business information for all places where there are a sufficient number of establishments.

The 1948 Census of Business was taken under the provision of the Act of June 19, 1948, which provides that the Business Census be taken for 1948 and for each fifth year thereafter. Previous Business Censuses were taken for the years 1929, 1933, 1935, and 1939.

Scope of the Census.—The 1948 Census of Business covered all establishments in the following trades, as defined by the Standard Industrial Classification Manual, May 1949 issue, of the Executive Office of the President: all retail trades; all wholesale trades; all service trades in the following four groups—personal services, business services, automobile repairs and services, and miscellaneous repair services; hotels; tourist courts and camps; and amusements, including motion picture theaters. Some important services not covered are radio broadcasting and television, medical and health, legal, educational, nonprofit, accounting, and domestic services.

This coverage is similar to that of the 1939 Business Census. However, "custom trades" and "services incidental to transportation," which are no longer included in the standard classification of the service trades, are not covered by the 1948 Census. In a number of localities, these exclusions as well as

other changes in the standard classification may have a considerable effect in comparing 1948 with 1939 data, particularly with respect to establishment count.

Establishment definition.—For Census purposes, a business establishment is defined to include only enterprises conducted from a recognizable place of business, provided that the annual sales were in excess of \$5,000 for a wholesale trade establishment and \$500 for establishments in other trades. A detailed analysis of coverage will be provided in future Censuses of Business publications.

"Number of establishments" is the number of separate business locations, rather than the number of business companies or organizations, since the Census figures represent information reported separately for each business location or establishment. The establishment count reflects the number of places in business at the end of 1948 excluding administrative and executive offices of multiunit organizations, and "chain store" warehouses.

Sales and receipts.—"1948 sales and receipts" represents sales of merchandise and receipts from repairs and other services to customers. The figures reflect deductions for returned goods and allowances, but not for trade-in allowances; they exclude sales and excise taxes collected from customers and paid directly to any taxing agency.

Proprietors.—"Active proprietors..." represents owners and partners of unincorporated businesses who devoted the major portion of their time to the business in November 1948.

Employment.—"Number of paid employees..." represents all employees on the pay roll for the pay period ending nearest November 15, 1948. "Full workweek" employees, whether regular or seasonal, are those who in the November 15 pay period were paid for working at least the number of hours typically worked in a week by employees of the reporting establishment.

1948 CENSUS OF BUSINESS

RETAIL, WHOLESALE, SERVICE TRADES

U. S. DEPARTMENT OF COMMERCE
BUREAU OF THE CENSUS

PRELIMINARY

For Release May 22, 1950

Release Series BC-1P-37-066

WYOMING COUNTY, PA.

Retail, wholesale, and service establishments located in Wyoming County, Pennsylvania, showed a substantial expansion in dollar volume of trade from 1939 to 1948 according to preliminary figures from the 1948 Census of Business released today by the Bureau of the Census, U. S. Department of Commerce.

Retail sales in the county during 1948 aggregated \$13.3 million, an increase of 202 percent over the \$4.4 million in 1939, when the preceding Census of Business was taken. Wholesale sales in the county reached a total of \$4.7 million in 1948 as compared with \$1.1 million in 1939. The service trades included in the Census of Business recorded receipts totaling \$268,000 in 1948 compared with \$117,000 in 1939.

Employment in the county also rose over the 9-year period between 1939 and 1948 for the above trades. Establishments in these trades reported a combined total of 619 paid employees for the workweek ended nearest November 15, 1948. This compared with a total of 393 employees reported for the week of November 15, 1939.

These preliminary figures have been derived from a Census report on Wyoming County, Pennsylvania. Final figures, superseding the preliminary data for Wyoming County, will be included in a Bulletin for the State of Pennsylvania to be issued in several months. Similar data will be made available this year in preliminary and final form for each of the counties and States. A single copy of the preliminary release for Wyoming County as well as an order blank for other area releases may be obtained by writing to the Bureau of the Census, Washington 25, D. C.

Table 1.—CENSUS OF BUSINESS PRELIMINARY RESULTS FOR 1948, BY TRADE GROUP

WYOMING COUNTY, PA.

Trade group and kind of business	Number of establishments	1948 sales and receipts (Thousand dollars)	Active proprietors of unincorporated businesses Nov. 1948	Paid employees, workweek ended nearest Nov. 15, 1948	
				Total employees ¹	Full workweek employees
RETAIL TRADE, total.....	280	13,303	287	553	453
Food group.....	67	3,175	61	122	106
Eating and drinking places.....	70	1,184	80	117	86
General merchandise grp, general stores.	19	491	21	29	19
Apparel group.....	10	263	10	9	3
Furniture-home furnishgs-appliance grp.	8	397	10	16	14
Automotive group.....	14	2,010	13	90	76
Gasoline service stations.....	43	780	42	21	17
Lumber-building-hardware group.....	22	2,192	22	90	84
Drug and proprietary stores.....	4	140	5	10	3
All other retail stores.....	23	2,671	23	49	45
WHOLESALE TRADE.....	16	4,710	5	47	x
SELECTED SERVICE TRADES, ^{2/} total.....	53	268	57	19	15
Personal services.....	27	96	27	3	1
All other service trades.....	26	172	30	16	14
AMUSEMENTS.....	6	94	8	19	x

x Not available.

^{1/} Includes employees paid for less than the full workweek.

^{2/} See General Description on last page for changes from the 1939 Census of Business in the coverage of Service Trades.

GENERAL DESCRIPTION OF PRELIMINARY RELEASES FOR THE 1948 CENSUS OF BUSINESS

This series of releases, of which one is planned for each county in the United States, presents preliminary results of the 1948 Census of Business. The information is based on reports submitted by business establishments for that Census. The figures shown are preliminary, and are subject to revision in the final Census publications, but the changes are expected to be relatively minor with respect to coverage. The final Census figures will be issued in a series of Business Census bulletins which will show additional detailed kind-of-business information for all places where there are a sufficient number of establishments.

The 1948 Census of Business was taken under the provision of the Act of June 19, 1948, which provides that the Business Census be taken for 1948 and for each fifth year thereafter. Previous Business Censuses were taken for the years 1929, 1933, 1935, and 1939.

Scope of the Census.—The 1948 Census of Business covered all establishments in the following trades, as defined by the Standard Industrial Classification Manual, May 1949 issue, of the Executive Office of the President: all retail trades; all wholesale trades; all service trades in the following four groups—personal services, business services, automobile repairs and services, and miscellaneous repair services; hotels; tourist courts and camps; and amusements, including motion picture theaters. Some important services not covered are radio broadcasting and television, medical and health, legal, educational, nonprofit, accounting, and domestic services.

This coverage is similar to that of the 1939 Business Census. However, "custom trades" and "services incidental to transportation," which are no longer included in the standard classification of the service trades, are not covered by the 1948 Census. In a number of localities, these exclusions as well as other changes in the standard classification may have a considerable effect in comparing

1948 with 1939 data, particularly with respect to establishment count.

Establishment definition.—For Census purposes, a business establishment is defined to include only enterprises conducted from a recognizable place of business, provided that the annual sales were in excess of \$5,000 for a wholesale trade establishment and \$500 for establishments in other trades. A detailed analysis of coverage will be provided in future Census of Business publications.

"Number of establishments" is the number of separate business locations, rather than the number of business companies or organizations, since the Census figures represent information reported separately for each business location or establishment. The establishment count reflects the number of places in business at the end of 1948 excluding administrative and executive offices of multiunit organizations, and "chain store" warehouses.

Sales and receipts.—"1948 sales and receipts" represents sales of merchandise and receipts from repairs and other services to customers. The figures reflect deductions for returned goods and allowances, but not for trade-in allowances; they exclude sales and excise taxes collected from customers and paid directly to any taxing agency.

Proprietors.—"Active proprietors..." represents owners and partners of unincorporated businesses who devoted the major portion of their time to the business in November 1948.

Employment.—"Number of paid employees..." represents all employees on the pay roll for the pay period ending nearest November 15, 1948. "Full workweek" employees, whether regular or seasonal, are those who in the November 15 pay period were paid for working at least the number of hours typically worked in a week by employees of the reporting establishment.

1948 CENSUS OF BUSINESS

RETAIL, WHOLESALE, SERVICE TRADES

U. S. DEPARTMENT OF COMMERCE
BUREAU OF THE CENSUS

PRELIMINARY

For Release May 22, 1950

Release Series BC-1P-37-067

YORK COUNTY, PA.

Retail, wholesale, and service establishments located in York County, Pennsylvania, showed a substantial expansion in dollar volume of trade from 1939 to 1948 according to preliminary figures from the 1948 Census of Business released today by the Bureau of the Census, U. S. Department of Commerce.

Retail sales in the county during 1948 aggregated \$170.8 million, an increase of 209 percent over the \$55.3 million in 1939, when the preceding Census of Business was taken. Wholesale sales in the county reached a total of \$100.6 million in 1948 as compared with \$32.4 million in 1939. The service trades included in the Census of Business recorded receipts totaling \$9.6 million in 1948 compared with \$2.8 million in 1939.

Employment in the county also rose over the 9-year period between 1939 and 1948 for the above trades. Establishments in these trades reported a combined total of 13,130 paid employees for the workweek ended nearest November 15, 1948. This compared with a total of 8,490 employees reported for the week of November 15, 1939.

These preliminary figures have been derived from a Census report on York County, Pennsylvania, which also includes data for the cities of Dallastown, Hanover, Redlion, West York, and York. Final figures, superseding the preliminary data for York County, will be included in a Bulletin for the State of Pennsylvania to be issued in several months. Similar data will be made available this year in preliminary and final form for each of the counties and States. A single copy of the preliminary release for York County as well as an order blank for other area releases may be obtained by writing to the Bureau of the Census, Washington 25, D. C.

91683

Table 1.—CENSUS OF BUSINESS PRELIMINARY RESULTS FOR 1948, BY TRADE GROUP
YORK COUNTY, PA.

Trade group and kind of business	Number of establishments	1948 sales and receipts (Thousand dollars)	Active proprietors of unincorporated businesses Nov. 1948	Paid employees, workweek ended nearest Nov. 15, 1948	
				Total employees ¹	Full workweek employees
RETAIL TRADE, total.....	2,671	170,769	2,594	9,603	7,236
Food group.....	1,059	42,177	1,034	1,548	1,055
Eating and drinking places.....	371	10,500	395	1,414	1,031
General merchandise grp, general stores	61	19,427	40	2,070	1,403
Apparel group.....	172	12,735	150	867	543
Furniture-home furnishgs-appliance grp	166	12,171	170	661	594
Automotive group.....	132	25,331	117	884	854
Gasoline service stations.....	231	8,294	240	398	295
Lumber-building-hardware group.....	84	12,647	76	537	510
Drug and proprietary stores.....	52	3,034	43	235	128
All other retail stores.....	343	24,453	329	989	823
WHOLESALE TRADE, total.....	223	100,581	152	2,155	x
Merchant wholesalers, total.....	167	67,697	133	1,735	x
Groceries, foods.....	36	18,470	41	358	x
Dry goods, apparel.....	5	2,030	6	45	x
Hardware, elec'l, plum'g and heat'g.	13	15,874	9	381	x
Mach'y, equip't, industrial supplies	16	2,057	10	79	x
Automotive parts, accessories.....	16	3,650	16	189	x
All other merchant wholesalers.....	81	25,616	51	683	x
Manufact'rs' sales branches, offices..	19	13,704	-	222	x
Petroleum bulk plants, terminals.....	18	8,751	5	106	x
Agents, brokers (merchandise).....	7	6,233	5	53	x
Assemblers of farm products.....	12	4,196	9	39	x
SELECTED SERVICE TRADES, ^{2/} total.....	853	9,591	901	1,372	1,238
Personal services.....	496	5,147	520	933	842
Business services.....	50	833	52	81	74
Automotive repairs and services.....	202	2,923	221	287	256
Other repair services.....	105	688	108	71	66
HOTELS.....	18	2,047	8	547	475
TOURIST COURTS AND CAMPS.....	6	20	6	1	1
AMUSEMENTS.....	50	2,057	36	355	x

x Not available.

^{1/} Includes employees paid for less than the full workweek.

^{2/} See General Description on last page for changes from the 1939 Census of Business in the coverage of Service Trades.

Table 2.—CENSUS OF BUSINESS PRELIMINARY RESULTS FOR 1948 FOR CITIES OF 2,500 INHABITANTS OR MORE

YORK COUNTY, PA.

(Data omitted for trade groups where necessary to avoid disclosure)

City and trade group ¹	Number of establishments	1948 sales and receipts (Thousand dollars)	Active proprietors of unincorporated businesses Nov. 1948	Paid employees, workweek ended nearest Nov. 15, 1948	
				Total employees ²	Full workweek employees
Dallastown:					
Retail trade.....	39	1,937	46	77	44
Selected service trades...	13	65	13	8	7
Hanover:					
Retail trade.....	272	24,014	243	1,457	981
Wholesale trade.....	29	7,147	29	146	x
Selected service trades...	103	1,041	108	181	155
Red Lion:					
Retail trade.....	101	6,654	98	338	271
Selected service trades...	39	398	46	35	33
West York:					
Retail trade.....	57	3,597	66	195	152
Wholesale trade.....	Included with "Remainder of county"				
Selected service trades...	28	352	30	65	61
York:					
Retail trade.....	1,250	79,254	1,114	5,424	4,082
Wholesale trade.....	151	81,142	89	1,784	x
Selected service trades...	422	5,435	443	893	829
Hotels.....	9	1,546	2	423	375
Remainder of county: ^{3/}					
Retail trade.....	952	55,313	1,027	2,112	1,706
Wholesale trade.....	43	12,292	34	225	x
Selected service trades...	248	2,300	261	190	153
Tourist courts and camps..	6	20	6	1	1

x Not available.

^{1/} See General Description on this page for changes from the 1939 Census of Business in the coverage of Service Trades.^{2/} Includes employees paid for less than the full workweek.^{3/} Except as indicated above, includes figures for establishments, other than wholesale not located in cities of 2,500 inhabitants or more, and wholesale establishments not located in cities of 5,000 inhabitants or more.

GENERAL DESCRIPTION OF PRELIMINARY RELEASES FOR THE 1948 CENSUS OF BUSINESS

This series of releases, of which one is planned for each county in the United States, presents preliminary results of the 1948 Census of Business. The information is based on reports submitted by business establishments for that Census. The figures shown are preliminary, and are subject to revision in the final Census publications, but the changes are expected to be relatively minor with respect to coverage. The final Census figures will be issued in a series of Business Census bulletins which will show additional detailed kind-of-business information for all places where there are a sufficient number of establishments.

The 1948 Census of Business was taken under the provision of the Act of June 19, 1948, which provides that the Business Census be taken for 1948 and for each fifth year thereafter. Previous Business Censuses were taken for the years 1929, 1933, 1935, and 1939.

Scope of the Census.—The 1948 Census of Business covered all establishments in the following trades, as defined by the Standard Industrial Classification Manual, May 1949 issue, of the Executive Office of the President: all retail trades; all wholesale trades; all service trades in the following four groups—personal services, business services, automobile repairs and services, and miscellaneous repair services; hotels; tourist courts and camps; and amusements, including motion picture theaters. Some important services not covered are radio broadcasting and television, medical and health, legal, educational, nonprofit, accounting, and domestic services.

This coverage is similar to that of the 1939 Business Census. However, "custom trades" and "services incidental to transportation," which are no longer included in the standard classification of the service trades, are not covered by the 1948 Census. In a number of localities, these exclusions as well as

other changes in the standard classification may have a considerable effect in comparing 1948 with 1939 data, particularly with respect to establishment count.


Establishment definition.—For Census purposes, a business establishment is defined to include only enterprises conducted from a recognizable place of business, provided that the annual sales were in excess of \$5,000 for a wholesale trade establishment and \$500 for establishments in other trades. A detailed analysis of coverage will be provided in future Census of Business publications.

"Number of establishments" is the number of separate business locations, rather than the number of business companies or organizations, since the Census figures represent information reported separately for each business location or establishment. The establishment count reflects the number of places in business at the end of 1948 excluding administrative and executive offices of multiunit organizations, and "chain store" warehouses.

Sales and receipts.—"1948 sales and receipts" represents sales of merchandise and receipts from repairs and other services to customers. The figures reflect deductions for returned goods and allowances, but not for trade-in allowances; they exclude sales and excise taxes collected from customers and paid directly to any taxing agency.


Proprietors.—"Active proprietors..." represents owners and partners of unincorporated businesses who devoted the major portion of their time to the business in November 1948.

Employment.—"Number of paid employees..." represents all employees on the pay roll for the pay period ending nearest November 15, 1948. "Full workweek" employees, whether regular or seasonal, are those who in the November 15 pay period were paid for working at least the number of hours typically worked in a week by employees of the reporting establishment.













REYNOLDS
BINDERY, INC.
SEPT. 1972

CB/Bureau of the Census Library



5 0673 0104485 2