

INTRADEPARTMENTAL CORRESPONDENCE

April 26, 2022
1.14

TO: The Honorable Board of Police Commissioners

FROM: Chief of Police

SUBJECT: USE OF EQUIPMENT COVERED BY CALIFORNIA ASSEMBLY BILL 481–
ESTABLISHED; AND, CALIFORNIA ASSEMBLY BILL 481 EQUIPMENT
REPORT 2022

RECOMMENDED ACTION

It is recommended that the Board of Police Commissioners REVIEW and APPROVE the Department's new policy on the Use of Equipment Covered by California Assembly Bill 481 (Policy).

It is recommended that the Board of Police Commissioners REVIEW and APPROVE the Department's California Assembly Bill 481 Equipment Report 2022 (Report).

It is recommended that the Board of Police Commissioners TRANSMIT the Policy and Report to the City Council.

DISCUSSION

On September 30, 2021, Governor Newsom signed Assembly Bill (AB) 481 into law, which established protocols for law enforcement agencies regarding the funding, acquisition, use, and reporting of specified law enforcement equipment items. The bill added Government Code Section 7070, et seq., and designated numerous vehicles, weapon systems, and munitions – used throughout the Department – as “military equipment.” The bill further requires that each law enforcement agency in the state establish a policy governing the use of equipment items identified in the statute, as well as an annual report on the agency's inventory of those items.

This Policy delineates which law enforcement equipment items are now deemed military equipment pursuant to Government Code Section 7070, et seq., and further prescribes the responsibilities of Department personnel in their use (including reporting any use or misuse) of those equipment items. Also included is the Department's inaugural report, California Assembly Bill 481 Equipment Report 2022. The Report is a full inventory of all AB 481 covered equipment items the Department currently retains or intends to procure in the near term. Both the Policy and Report are in conformance with AB 481. The Policy and Report must also be later presented to the Los Angeles City Council for enactment by ordinance, as further required by AB 481.

The Honorable Board of Police Commissioners

Page 2

1.14

The Policy adds Section 1/140.25, *Use of Equipment Covered by California Assembly Bill 481*, to the Department Manual.

Should you have additional questions regarding this matter, please contact Commander Steven Lurie, Office of Constitutional Policing and Policy, at (213) 486-8730.

Respectfully,



MICHEL R. MOORE
Chief of Police

Attachments

OFFICE OF THE CHIEF OF POLICE

SPECIAL ORDER NO.

APPROVED BY THE BOARD OF POLICE COMMISSIONERS ON

SUBJECT: USE OF EQUIPMENT COVERED BY CALIFORNIA ASSEMBLY BILL 481 – ESTABLISHED; AND, CALIFORNIA ASSEMBLY BILL 481 EQUIPMENT REPORT 2022

PURPOSE: The purpose of this Order is to introduce Department Manual Section 1/140.25, *Use of Equipment Covered by California Assembly Bill 481*, which delineates the items deemed “military equipment” by Assembly Bill (AB) 481, 2021-22. This new manual section further prescribes the responsibilities of Department personnel in their use (including reporting any use or misuse) of all specified law enforcement equipment items, pursuant to Government Code Section 7070, et seq. In addition, this Order presents the Department’s California Assembly Bill 481 Equipment Report 2022. The Report is a full inventory of all AB 481 covered equipment items the Department currently retains or intends to procure in the near term. All personnel who deploy, use, witness, or are advised of the use or misuse of any military equipment item, shall strictly adhere to Department Manual Section 1/140.25.

PROCEDURE:

- I. USE OF EQUIPMENT COVERED BY CALIFORNIA ASSEMBLY BILL 481 – ESTABLISHED.** Department Manual Section 1/140.25, *Use of Equipment Covered by California Assembly Bill 481*, has been established and is attached.
- II. CALIFORNIA ASSEMBLY BILL 481 EQUIPMENT REPORT 2022.** The Department’s California Assembly Bill 481 Equipment Report 2022 is attached.

AMENDMENT: This Order adds Section 1/140.25 to the Department Manual.

AUDIT RESPONSIBILITY: The Commanding Officer, Audit Division, shall review this directive and determine whether an audit or inspection shall be conducted in accordance with Department Manual Section 0/080.30.

MICHEL R. MOORE
Chief of Police

Attachments

DISTRIBUTION “D”

DEPARTMENT MANUAL
VOLUME I
Established by Special Order No. , 2022

140.25 USE OF EQUIPMENT COVERED BY CALIFORNIA ASSEMBLY BILL 481. To assist officers in their duties, the Department maintains an inventory of – and continually procures – law enforcement equipment items identified as “military equipment,” by California Assembly Bill (AB) 481, 2021-22. The Department recognizes that the deployment of these items is a matter of public interest.

To ensure compliance with AB 481, it is the policy of this Department that:

1. Department employees and supervisors who deploy, stage, use or misuse, or witness the deployment, staging, use or misuse, of covered equipment items comply with the training, reporting, and documentation requirements in this policy.
2. The Department report annually on the inventory, procurement, use, and misuse of covered equipment items to the Board of Police Commissioners. The report shall, at a minimum, contain the required content outlined in Government Code Section 7072(a).

Note: Pursuant to this policy, only “use instances” of covered equipment items require reporting. The definition of “use instance,” is listed under the **Definitions** section of this policy.

Employee’s Responsibilities. Department employees shall adhere to the following when deploying, staging, or using any covered equipment item identified or defined below:

- Ensure that they have been properly trained on the item according to the California Commission on Peace Officer Standards and Training’s (P.O.S.T.) requirements, if applicable, as well as all Department training mandated by the Chief of Police (e.g., Office of the Chief of Police Notice, Special Order or Administrative Order), Training Bureau (e.g., Training Bureau Notice), Detective Bureau (e.g., Chief of Detectives Notice), or Training Division (e.g., Training Bulletin);
- Ensure that the facts and circumstances presented are consistent with the item-specific deployment criteria outlined by the Department;
- Ensure that any use or misuse is immediately reported to a Department supervisor;

Note: Personnel are reminded of the duty to intercede and duty to report excessive force, per Section 1/556.10 of the Department Manual.

- Ensure that any injured individual or person complaining of injury as a result of the use of covered equipment is evaluated and/or transported by a Rescue Ambulance (RA) as soon as practicable; and,

DEPARTMENT MANUAL
VOLUME I
Established by Special Order No. , 2022

- *Document any use of an equipment item covered by this policy according to the item-specific and incident-specific documenting protocols, including (but not limited to):*
 - *An Employee's Report, Form 15.07.00;*
 - *The Use of Force section within an Investigative Report, Form 03.01.00; or,*
 - *The Use of Force section within an Arrest Report, Form 05.02.00.*

Supervisor's Responsibilities. *Any Department supervisor who witnesses, authorizes, or is informed of the use or misuse of any equipment item covered by this policy, shall:*

- *Make the appropriate Department notification(s) (e.g., watch commander, Department Operations Center, Force Investigation Division, Professional Standards Bureau);*
- *Document the incident on their Sergeant's Daily Report, Form 15.48.00, or equivalent;*
- *Ensure that any use or misuse is additionally documented according to the item-specific and incident-specific documenting protocols, such as a:*
 - *Non-Categorical Use of Force Report, Form 01.67.05;*
 - *SWAT (i.e., Special Weapons and Tactics) After Action Report;*
 - *Incident Command System (ICS) Form 214; or,*
 - *Personnel Complaint, Form 01.28.00.*
- *Ensure that any injured individual or person complaining of injury is evaluated and/or transported by an RA as soon as practicable.*

Commanding Officer's Responsibilities. *Every commanding officer (CO) whose command maintains military equipment, or has personnel who utilize or participate in the procurement or evaluation of such equipment, shall ensure:*

- *All personnel under their command comply with this policy;*
- *An Inventory, Procurement, and Use of Military Equipment, Form 15.62.00, is thoroughly and accurately completed for their command annually; and,*
- *A completed Form 15.62.00 is forwarded to their bureau or equivalent annually, or upon request.*

Bureau Commanding Officer's Responsibilities. *The CO of each bureau, or equivalent, which maintains equipment covered by this policy or has personnel who utilize or participate in the procurement or evaluation of such equipment, shall ensure that a Form 15.62.00 is completed annually. Bureau COs shall also ensure that a completed Form 15.62.00 for their command as well as each subordinate entity is forwarded to Audit Division annually, or upon request.*

DEPARTMENT MANUAL
VOLUME I
Established by Special Order No. , 2022

Exemption for Standard Issue Equipment. Standard issue equipment, as defined below, is exempt from this policy; its procurement, use and misuse shall continue to be reported and documented under current policies and procedures.

Exemption for Items Procured for Evaluation. The Department occasionally evaluates new equipment items to determine if they would assist in providing police services. This policy shall not preclude the Department from, at any time, acquiring equipment items covered by AB 481 and this policy for testing and evaluation purposes only. Should the Department wish to move beyond the testing and evaluation phase and begin deployment of any new covered equipment item in the community, it shall comply with the existing requirements set forth by this policy. As such, any new equipment item covered by AB 481 which is determined to be viable for field or specialized use, shall not be placed into service (e.g., a pilot program) until it is approved by the Board of Police Commissioners and in accordance with AB 481.

Definitions

Standard Issue. Any equipment item (excluding Department-issued and privately purchased assault rifles and Benelli M4 semi-automatic shotguns for on-duty use) which is authorized and approved by the Department's Uniform and Equipment Committee (UEC), is consistent with the Department's functions, and, for which, the employee has received the requisite training (e.g., P.O.S.T., Police Training and Education, Training Division), shall be considered "standard issue."

Staging. The deployment of any covered equipment item at the scene of an incident or command post configuration without being materially incorporated into the investigative or enforcement mission of the incident, shall be considered a "staging" of the item.

Deployment. The public display of any covered equipment item by Department personnel in response to an incident requiring investigative or enforcement action shall be considered a "deployment" of the item. Deployment alone is not reportable under this Policy.

Use Instance. The intentional or unintentional operation, launch, discharge, detonation, activation, ignition, or impact of a covered equipment item with a person or object in response to an incident requiring investigative or enforcement action shall be a reportable "use" of the item. For vehicles – including small unmanned, aerial systems (sUAS) and robots – a use instance occurs when the item performs a function to assist in the mission of the investigative or enforcement action.

DEPARTMENT MANUAL
VOLUME I
Established by Special Order No. , 2022

The equipment items covered by this policy and defined as "military equipment" by Government Code Section 7070(c), et seq., are as follows:

- *Unmanned, remotely piloted, powered aerial or ground vehicles;*
- *Mine-resistant ambush-protected (MRAP) vehicles or armored personnel carriers, excluding police versions of standard consumer vehicles (e.g., black and whites);*
- *High mobility, multipurpose wheeled vehicles (HMMWV), commonly referred to as Humvees, two and one-half-ton trucks, five-ton trucks, or wheeled vehicles that have a breaching or entry apparatus attached; excluding unarmored, all-terrain vehicles (ATVs) and motorized dirt bikes;*
- *Tracked, armored vehicles that provide ballistic protection to their occupants and utilize a tracked system instead of wheels for forward motion;*
- *Command and control vehicles that are either built or modified to facilitate the operational control and direction of public safety units (including Area command vehicles);*
- *Weaponized aircraft, vessels, or vehicles of any kind;*
- *Battering rams, slugs, and breaching apparatuses that are explosive in nature;*

Note: Items designed to remove a lock, such as bolt cutters or a handheld ram designed to be operated by one person do not fall under the definition of military equipment for the purposes of this section. In addition, the inclusion of slugs in this section means slug ammunition specifically designed and manufactured for breaching purposes.

- *Firearms of .50 caliber or greater, excluding standard issue shotguns (e.g., authorized and approved Remington "Police" Model 870);*
- *Ammunition of .50 caliber or greater, excluding standard issue shotgun ammunition (e.g., approved and authorized 12 gauge "00" buck and Slug Shotgun Ammunition);*
- *Specialized firearms and ammunition of less than .50 caliber, including assault weapons as defined in Sections 30510 and 30515 of the California Penal Code, excluding standard issue service weapons and ammunition of less than .50 caliber that are issued to officers, agents, or employees of a law enforcement agency or a state agency, including, but not limited to, approved and authorized handguns, and associated ammunition;*
- *Any firearm or firearm accessory that is designed to launch explosive projectiles;*
- *"Flashbang" grenades and explosive breaching tools, "tear gas," and "pepper balls," excluding standard, service-issued handheld pepper spray;*
- *Taser Shockwave, microwave weapons, water cannons, and the Long-Range Acoustic Device (LRAD);*
- *The following projectile launch platforms and their associated munitions, specifically 37mm and 40mm projectile launchers, "bean bag," rubber bullet, and specialty impact*

DEPARTMENT MANUAL
VOLUME I
Established by Special Order No. , 2022

munition (SIM) weapons (e.g., Fabrique Nationale d'Herstal, FN 303, .68 caliber direct impact, less lethal projectile); and,

***Note:** Specialty impact munition weapon systems are typically extended range, kinetic energy, less lethal devices, designed to incapacitate only. They often discharge a pneumatically propelled, non-metallic projectile via compressed gas – rather than combustion (i.e., gunpowder).*

- *Any other equipment as determined by the Board of Police Commissioners, and in accordance with AB 481, to require additional oversight.*

***Note:** Department personnel are reminded that they shall adhere to this policy when working with another law enforcement agency (e.g., warrant service, task force or mutual aid), within or outside the City of Los Angeles. The personnel of any law enforcement agency working with, providing mutual aid to the Department, or operating in conjunction with the Department in an investigative or enforcement capacity, shall comply with their own agency's policy enacted pursuant to AB 481.*

LOS ANGELES POLICE DEPARTMENT
CALIFORNIA ASSEMBLY BILL 481
EQUIPMENT REPORT

(AD NO. 22-P02)



Conducted by
AUDIT DIVISION

MICHEL R. MOORE
Chief of Police

April 2022

TABLE OF CONTENTS

California Assembly Bill 481 Equipment Report
AD No. 22-P02

Page
No.

OVERVIEW	1
BACKGROUND	1
CATEGORIES OF EQUIPMENT	2
A. Vehicles	2
B. Firearms and Ammunition	7
C. Less-Lethal and Ammunition	11
D. Breaching Equipment	15
OVERSIGHT	17
A. Mechanisms to Ensure Compliance	18
B. Complaint Procedures	18
C. Punishments for Misuse	18
D. Addressing Concerns and Questions with a Timely Response	19
ADDENDA I – Vehicles	
ADDENDA II – Firearms and Ammunition	
ADDENDA III – Less-Lethal and Ammunition	
ADDENDA IV – Breaching Equipment	
ADDENDA V- Training Requirement	
ADDENDA VI – <i>Training Bulletin</i> – “Barricaded Suspects/Subjects”	
ADDENDA VII - <i>Use of Force – Tactics Directive</i> – “Tactical De-Escalation Techniques”	
ADDENDA VIII- <i>Use of Force – Tactics Directive</i> – “40mm Less-Lethal Launcher”	
ADDENDA IX - <i>Use of Force – Tactics Directive</i> – “Beanbag Shotgun”	
ADDENDA X- <i>Use of Force – Tactics Directive</i> – “Crowd Management, Intervention, and Control”	
APPENDIX – Signatures	

CALIFORNIA ASSEMBLY BILL 481 EQUIPMENT REPORT

Compiled by
Audit Division
2022

OVERVIEW

In accordance with California Assembly Bill 481 (AB 481), Audit Division (AD) of the Los Angeles Police Department (Department) compiled an inventory of items defined by AB 481 as “military equipment.” The purpose of this report is to comply with the requirements outlined in AB 481 for the reporting of this equipment. In addition to the inventory, the report will include the following:

- **Background**
- **Categories and Inventory of Equipment**
 - A. Vehicles (Including purposes, authorized use, training, and laws governing use)
 - (1) Small Unmanned Aerial Systems
 - (2) Robots
 - (3) Armored Vehicles
 - (4) Mobile Command Post Vehicles
 - B. Firearms and Ammunition
Including purposes, authorized use, training, laws governing use, and additional items approved for private purchase
 - C. Less-Lethal and Ammunition
Including purposes, authorized use, training, and laws governing use
 - D. Breaching Equipment
Including purposes, authorized use, training, and laws governing use
- **Oversight**
 - A. Mechanisms to Ensure Compliance
 - B. Complaint Procedures
 - C. Punishments for Misuse
 - D. Addressing Concerns and Questions with a Timely Response

BACKGROUND

California Assembly Bill 481 (AB 481), which took effect on January 1, 2022, established protocols for law enforcement agencies regarding the funding, acquisition, and use of “military equipment.” The bill augmented the *Government Code*¹ and encompassed many law enforcement equipment items (i.e., varied weapon systems, munitions, and vehicles) in its definition of military equipment.

Government Code Section 7070(d) requires law enforcement agencies to establish a “[m]ilitary equipment use policy” that includes descriptions of covered equipment items, purposes of use, fiscal impact, rules governing use, training requirements, mechanisms to ensure compliance, and

¹ See *California Government Code*, Title 1, “General,” Division 7, “Miscellaneous,” Chapter 12.8, “Funding, Acquisition, and Use of Military Equipment,” Sections 7070-7075.

procedures to register complaints or concerns. Audit Division (AD) was tasked with compiling this information for the Department for presentation to the Board of Police Commissioners (BOPC) and the Los Angeles City Council, in conjunction with the Department's Use of Equipment Covered by Assembly Bill 481 Policy.

The information contained in this report was compiled and sorted by AD. Individual offices, bureaus, and sections reported this information to AD on Inventory, Procurement, and Use of Military Equipment, Form 15.62.00 (02/22). Discussions with users of the equipment also contributed to the contents of this report. The items listed in this report were not necessarily acquired from the military. Most of these items are standard police equipment that did not come from the military.

Government Code Section 7072 requires law enforcement agencies that obtain approval of their military equipment use policy to annually report on the uses of the equipment and summarize the complaints, results of audits, annual costs, the inventory of equipment, and information on new equipment sought.

CATEGORIES OF EQUIPMENT

A. Vehicles

The vehicle category as outlined in the Inventory, Procurement, and Use of Military Equipment, Form 15.62.00, includes Small Unmanned Aerial Systems (sUAS) (commonly referred to as drones) and unmanned ground vehicles (commonly referred to as robots) in addition to specific vehicles (armored vehicles and command post vehicles) that are driven on the roadway.

1. Small Unmanned Aerial Systems

a. Purpose

The purpose of sUAS is outlined in the *Department Manual*:²

The deployment of an sUAS will enhance the Department's ability to protect and serve the public. It can be effective as a de-escalation tool in preservation of life situations, to identify suspect locations that otherwise would be inaccessible without the introduction of an armed officer or K9, and to locate victims in active shooter or mass casualty incidents thus increasing the ability to render assistance more quickly - all of which represent strategic operational goals consistent with the Department's guiding principle of reverence for human life.

² See *Department Manual*, 1st Quarter 2022, Vol. 1, "Policy," Section 420.56, "Small Unmanned Aerial System Program Deployment Guidelines and Procedures."

b. Authorized Use

Regarding sUAS devices, the *Department Manual* states:³

Approval for Deployment. Any deployment of an sUAS shall be approved by the Bureau Commanding Officer of the entity deploying the sUAS, or in his or her absence, the Acting Commanding Officer of that Bureau. In addition, after deployment is approved by the responsible Bureau Commanding Officer, notification shall be made to the Director (i.e., Assistant Chief), Office of Special Operations, the Chief of Police, and the Office of Special Operations Commission Liaisons.

If an incident is such that it requires the response of personnel assigned to the Bomb Squad and/or the Hazardous Materials Unit, the Commanding Officer, Emergency Services Division, shall also respond to the scene.

If an incident is such that it requires the response of personnel assigned to the MCIT,⁴ the Commanding Officer of the concerned Traffic Division shall also respond to the scene.

Permissible Uses. An sUAS may be deployed to provide enhanced situational awareness solely during the following circumstances or types of incidents:

- Barricaded suspects (see Addenda VI for definition);
- Active shooter incidents;
- Assessments of explosive devices and explosions;
- Hostage situations;
- Natural disasters;
- Hazardous materials incidents;
- Search and rescue operations;
- Warrant services;
- Perimeter searches of armed suspects with superior firepower, an extraordinary tactical advantage, or who are wanted for assault with a firearm against a police officer; and,
- Traffic collisions that involve City of Los Angeles property, which result in serious bodily injury or death and will likely result in significant liability for the City of Los Angeles, and requires the response of MCIT.

³ See *Department Manual*, 1st Quarter 2022, Vol. 1, "Policy," Section 420.56, "Small Unmanned Aerial System Program Deployment Guidelines and Procedures."

⁴ Multi-Disciplinary Collision Investigation Team

c. Training

Operators of all sUAS devices must obtain a Remote Pilot in Command Certificate from the Federal Aviation Administration (FAA). According to the FAA website, to obtain and retain this certificate:⁵

Certificate holders must complete an online recurrent training every 24 calendar months to maintain aeronautical knowledge recency.

The Department's Special Weapons and Tactics (SWAT) Unit members operating an sUAS must also attend the SWAT Basic Course. Addenda V lists specific training requirements.

d. Laws Governing Use

The use of an sUAS is regulated by the Federal Aviation Administration as outlined in the *Code of Federal Regulations*.⁶

2. Robots

a. Purpose

In general, robots enhance officer safety by allowing the operator to be a safe distance from a dangerous situation (i.e., armed suspect, suspicious package, etc.) while obtaining video surveillance that can aid in the resolution of the incident. The Department has various robots that are used by a limited number of personnel and have unique purposes that are listed in Addenda I.

b. Authorized Use

Robots are deployed when their functionality will enhance safety during an operation. Use of robots must adhere to all existing Department policies. The Department's SWAT Unit uses the *Training Bulletin* on Barricaded Suspects/Subjects as a guide.⁷

In incidents involving a barricaded suspect, the primary concerns are the preservation of human life, and the safety of the barricaded individual, first

⁵ See https://www.faa.gov/uas/commercial_operators/become_a_drone_pilot/

⁶ See *Code of Federal Regulations*, Title 14, "Aeronautics and Space," Chapter I, "Federal Aviation Administration, Department of Transportation," Subchapter F, "Air Traffic and General Operating Rules," Part 107, "Small Unmanned Aircraft Systems."

⁷ See Addenda VI- *Training Bulletin*, Volume XLVIII, Issue 9, "Barricaded Suspects/Subjects," December 2019.

responders and the community. To ensure the safety of all involved, officers should consider tactics and techniques that may persuade the suspect to voluntarily comply or may mitigate the need to use a higher level of force to resolve the situation safely.

Regarding use of robots by the Department's Explosives Unit (Bomb Squad) and Hazardous Materials Unit, these items are remote operational support platforms used at calls for service. Operators follow the Standard Operating Guidelines for Bomb Squad and the Hazardous Materials Unit in the use of these items.

In all instances where a robot is deployed, the Watch Commander for the involved Area and the Department Operations Center would be notified prior to use.

c. Training

Robot operators must undergo specialized training unique to each item. The Department's SWAT Unit members operating a robot must attend the SWAT Basic Course where they are trained in the use of Department robots. Bomb Squad and Hazardous Materials Unit members attend Hazardous Devices School and Certified Bomb Technician Training. The Bomb Assessment Tactical Counter Assault Tool also requires a Forklift Operator License. Addenda V lists specific training requirements.

d. Laws Governing Use

Use of robots must be consistent with the laws regulating general police operations.

3. Armored Vehicles

a. Purpose

Armored vehicles are used during critical incidents to enhance officer and community safety. They are exclusively used by the Department's Metropolitan Division. As rescue vehicles, they provide life-saving armor to officers at high-risk incidents (i.e., barricaded suspect call-outs, service of high-risk warrants, active shooter scenarios, rescue of injured personnel, etc.).

b. Authorized Use

Armored vehicles are deployed when their functionality will enhance safety during an operation. Use of armored vehicles must adhere to all existing Department

policies. Metropolitan Division uses the *Training Bulletin* on Barricaded Suspects/Subjects as a guide,⁸ as previously explained.

In all instances where an armored vehicle is deployed, the Watch Commander for the involved Area and the Department Operations Center are notified prior to use.

c. Training

All Department personnel are required to maintain a valid California driver's license. All sworn personnel must successfully complete the California Peace Officer Standards and Training (POST) certified Emergency Vehicle Operations Course (EVOC) in the Academy to operate a Class C emergency vehicle. Specialized vehicles require additional training. Several of the vehicles listed in the inventory require a Commercial Driver's License to operate. Therefore, operators of those vehicles must complete all associated training to obtain their Commercial Driver's License (Class A and Class B). Addenda V lists specific training requirements.

d. Laws Governing Use

The use of vehicles driven on the roadway is regulated by the *California Vehicle Code* and must be consistent with the laws regulating general police operations.

4. Mobile Command Post Vehicles

a. Purpose

Mobile Command Post vehicles provide a working space at crime scenes, perimeters, task forces, and community events. They also can store and transport equipment for use in field operations. Some of the Mobile Command Post vehicles also have specialized communication equipment that aids in relaying information to personnel and facilitates de-escalation (e.g., communicating a message to a crowd to leave an area).

b. Authorized Use

Mobile Command Post vehicles are deployed when their functionality will enhance operations at various events including crime scenes, tactical operations, community events, and task forces. Use of Mobile Command Post Vehicles must adhere to all existing Department policies. In all instances where a Mobile Command Post

⁸ See Addenda VI - *Training Bulletin*, Volume XLVIII, Issue 9, "Barricaded Suspects/Subjects," December 2019.

Vehicle is deployed, the Watch Commander for the involved Area would be notified prior to use.

c. Training

All Department personnel are required to maintain a valid California driver's license. All sworn personnel must successfully complete the California Peace Officer Standards and Training (POST) certified Emergency Vehicle Operations Course (EVOC) in the Academy to operate a Class C emergency vehicle. Specialized vehicles require additional training. Several of the vehicles listed in the inventory require a Commercial Driver's License to operate. Therefore, operators of those vehicles must complete all associated training to obtain their Commercial Driver's License (Class A and Class B). Addenda V lists specific training requirements.

d. Laws Governing Use

The use of vehicles driven on the roadway is regulated by the *California Vehicle Code* and must be consistent with the laws regulating general police operations.

Inventory

Addenda I lists the inventory of AB 481 vehicles (including sUAS and robots). Motor Transport Division (MTD) maintains the Department's Fleet Management software and tracks all costs, maintenance, and inventory for Department vehicle assets. Vehicle asset maintenance cost was reported for calendar year 2021. MTD cannot estimate an average yearly maintenance cost due to unforeseen events (collisions, major component failure, etc.). Aside from the vehicle assets maintained by MTD, maintenance costs for items assigned to Metropolitan Division are paid for out of a \$14,000 per year Armory Expense Account. This account also provides funds for the maintenance of both AB 481 items and items not reportable under AB 481. Repairs and the replacement of parts occur as needed and are calendared so as not to surpass the annual budget expenditure ceiling if other funding is not available (i.e., donations). Exact expenses for the maintenance of each item or category of items is not more specifically available at the time of this report. Since these items have been purchased over a wide range of years, some purchase costs include ranges and estimates.

B. Firearms and Ammunition

Purpose

In general, firearms and their corresponding ammunition are used to defend against an imminent threat of death or serious bodily injury or to apprehend a violent fleeing felon (see Authorized Uses for more detail). However, some of the firearms listed in this report have other capabilities

and are more specialized. These items, therefore, have greater restrictions on their deployment and use. Also, there are specialized firearms used by a limited number of Department personnel (such as the Tire Deflation Shotgun) which fire ammunition for alternative purposes. Addenda II lists the specific purposes for all AB 481 firearms and ammunition.

Authorized Uses

The *Department Manual* states:⁹

Use of Force - Deadly. It is the policy of this Department that officers shall use deadly force upon another person only when the officer reasonably believes, based on the totality of circumstances, that such force is necessary for either of the following reasons:

- To defend against an imminent threat of death or serious bodily injury to the officer or to another person; or,
- To apprehend a fleeing person for any felony that threatened or resulted in death or serious bodily injury, if the officer reasonably believes that the person will cause death or serious bodily injury to another unless immediately apprehended.

In determining whether deadly force is necessary, officers shall evaluate each situation in light of the particular circumstances of each case and shall use other available resources and techniques if reasonably safe and feasible. Before discharging a firearm, officers shall consider their surroundings and potential risks to bystanders to the extent reasonable under the circumstances.

Note: Because the application of deadly force is limited to the above scenarios, an officer shall not use deadly force against a person based on the danger that person poses to themselves, if an objectively reasonable officer would believe the person does not pose an imminent threat of death or serious bodily injury to the officer or another person.

Equipment Requiring Due Authorization. As outlined in Metropolitan Divisional Orders, some of the items require approval from the Commanding Officer, Counter-Terrorism and Special Operations Bureau (CTSOB), or designee prior to deployment. The Commanding Officer, Metropolitan Division, may authorize deployment of these items during extraordinary, spontaneous incidents but shall notify the Commanding Officer, CTSOB, as soon as practicable. These items include the M82 Barrett Rifle, US Ordinance M60, Robar Rifle, and M107A1 Barrett Rifle.

⁹ See *Department Manual*, 1st Quarter 2022, Vol. 1, "Policy," Section 556.10, "Policy on the Use of Force."

Equipment Carried by Specialized Personnel. The Heckler and Koch MP5 submachine gun is a standard issue 9mm for SWAT as well as the Chief of Police, Mayoral and City Attorney protection details. The Colt M4 and Heckler and Koch 416D rifles are 5.56mm rifles for SWAT as well as the Chief of Police and City Attorney protection details. All three items are capable of semi-automatic and sustained modes of fire; however, they are carried in safe mode. Transitioning to a sustained mode of fire requires approval (when feasible) by the Commanding Officer, Metropolitan Division, or the existence of certain factors that must be articulated by the operator.

The SCAR17 Fabrique Nationale d'Herstal is a SWAT Sniper Rifle used for Aerial Platform Shooting. Deployment of this item requires concurrence from both the Commanding Officer, Air Support Division, and the Commanding Officer, Metropolitan Division. The Heckler and Koch MP7 is deployed by the Canine (K-9) Unit, the Municipal Executives Protection Detail, SWAT, and Metropolitan Division Armory personnel.

Training

The Department's POST certified (Basic Certificate) Academy course includes instruction on the policy for the use of deadly force and how to operate firearms. Every two years, sworn Department personnel receive additional training in firearms and on the Use of Force Policy in general. Regular qualification with each firearm is also required. All the firearms listed in this inventory also require additional training on the use of the specific firearm and associated ammunition. For example, certified Bomb Squad technicians receive training outlined in the Bomb Squad Standard Operating Procedures and ongoing monthly training on the use of the bolt action rifles used for extended range disruption of explosive devices. The additional training for the use of the various firearms is listed below:

- Firearms/Tactical Rifle- Advanced Course
- Heckler & Koch MP7 Course
- Sniper Course
- SWAT Basic Course
- Tactical Shotgun Course
- Semi-Automatic Shotgun Transition Course
- Patrol Rifle Operator Course

Addenda V lists specific training requirements for each item.

Laws Governing Use

California *Penal Code* section 835a(c) states:¹⁰

(1) Notwithstanding subdivision (b), a peace officer is justified in using deadly force upon another person only when the officer reasonably believes, based on the totality of the circumstances, that such force is necessary for either of the following reasons:

(A) To defend against an imminent threat of death or serious bodily injury to the officer or to another person.

(B) To apprehend a fleeing person for any felony that threatened or resulted in death or serious bodily injury, if the officer reasonably believes that the person will cause death or serious bodily injury to another unless immediately apprehended. Where feasible, a peace officer shall, prior to the use of force, make reasonable efforts to identify themselves as a peace officer and to warn that deadly force may be used, unless the officer has objectively reasonable grounds to believe the person is aware of those facts.

(2) A peace officer shall not use deadly force against a person based on the danger that person poses to themselves, if an objectively reasonable officer would believe the person does not pose an imminent threat of death or serious bodily injury to the peace officer or to another person.

Inventory

Addenda II lists the inventory of AB 481 firearms and ammunition maintained by the Department. The ammunition numbers are estimated and include amounts used for training as well as amounts deployed in the field for operations; therefore, the quantity potentially changes daily. Maintenance costs for items assigned to Metropolitan Division are paid for out of a \$14,000 per year Armory Expense Account. This account also provides funds for the maintenance of both AB 481 items and items not reportable under AB 481. Repairs and the replacement of parts occur as needed and are calendared so as not to surpass the annual budget expenditure ceiling if other funding is not available (i.e., donations). Exact expenses for the maintenance of each item or category of items is not more specifically available at the time of this report. A few items are convertible property¹¹ or military acquisitions and therefore do not have a purchase cost. Since these items have been purchased over a wide range of years, some purchase costs include ranges and estimates.

¹⁰ See *California Penal Code*, Part 2, "Of Criminal Procedure," Title 3, "Additional Provisions Regarding Criminal Procedure," Chapter 5, "Arrest, by Whom and How Made," Section 835a(c).

¹¹ See *Department Manual*, 1st Quarter 2022, Vol. 4, "Line Procedures," Section 580.10, "Convertible Property – Defined," which defines convertible property as "property that comes into the custody of the Department for which title, after satisfaction of specified legal requirement, may pass to the Department for use in an official capacity."

Additional Items Approved for Private Purchase

The Department allows officers to privately purchase various firearms and ammunition for on-duty use. These items must be approved and authorized for use by the Uniform and Equipment Committee. Each privately purchased firearm must be presented to the Department Armory for inspection and the officer must complete the required training for that firearm prior to deploying it. The cost of purchase and maintenance is the responsibility of the officer for these items. The inventory of privately purchased semi-automatic shotguns and rifles is listed in Addenda II. The ammunition approved for the shotgun is the standard issue ammunition (which is not subject to AB 481 reporting). The only ammunition approved for the rifles is Black Hills 5.56mm Optimized TSX.¹² The Department estimates up to 500 rifles and 250 semi-automatic shotguns per year will be privately purchased by sworn Department personnel. The number of rifles will be dispersed among the approved rifle models. Actual acquisition numbers for rifles and semi-automatic shotguns are dependent upon participation in the private purchase program and availability of the required training. Each annual report will contain the exact quantities of privately purchased items.

C. Less-Lethal and Ammunition

Purposes

The Less-Lethal category as outlined in the Inventory, Procurement, and Use of Military Equipment, Form 15.62.00 includes standard police Less-Lethal devices and other more specialized items such as distraction devices and chemical agents. The standard devices are:

1. Beanbag Shotgun;
2. 40mm Less-Lethal Launcher (40mm LLL); and,
3. 37mm projectile launcher.

Each Less-Lethal device and its associated ammunition have distinct capabilities. For instance, the 40mm LLL has a greater deployment range than the Beanbag Shotgun and would therefore be better suited in situations involving a greater distance. The remainder of the Less-Lethal items are specialized equipment that have unique purposes and are used by a limited number of personnel at Metropolitan Division, Custody Services Division, and Training Division. Chemical agents are used as a tactical de-escalation¹³ method to entice subjects to surrender without needing to resort to a higher level of force. Distraction devices are used to momentarily distract, disorient, or gain compliance from a subject when an approach by officers could create an adverse reaction from the subject.

¹² See *Reminder for all Personnel: Department Approved Duty Ammunition* (not dated)

¹³ See Addenda VII- *Use of Force – Tactics Directive: Directive No. 16, “Tactical De-Escalation Techniques,”* October 2016, which defines tactical de-escalation as: “Tactical de-escalation involves the use of techniques to reduce the intensity of an encounter with a suspect and enable an officer to have additional options to gain voluntary compliance or mitigate the need to use a higher level of force while maintaining control of the situation.”

Authorized Uses

The *Department Manual* states:¹⁴

Use of Force–Non-Deadly. It is the policy of this Department that personnel may use only that force which is "objectively reasonable" to:

- Defend themselves;
- Defend others;
- Effect an arrest or detention;
- Prevent escape; or,
- Overcome resistance.

Both the 40mm LLL and the Beanbag Shotgun have nearly the same criteria for use as outlined in the *Use of Force – Tactics Directive* for each item, except that the beanbag shotgun shall not be used in a crowd control situation. Both directives state that an officer may use the item “as a reasonable force option to control a suspect when the suspect poses an immediate threat to the safety of the officer or others.”¹⁵ Furthermore, each Directive states:

Less-Lethal force options shall not be used on a suspect or subject who is passively resisting or merely failing to comply with commands. Verbal threats of violence or mere non-compliance do not alone justify the use of less-lethal force.

The *Use of Force Tactics Directive* on Crowd Management, Intervention, and Control describes the authorized use for the 37mm:¹⁶

The 37mm foam rubber baton round is a non-target specific round used for crowd control. With the approval of the Incident Commander, the 37mm foam rubber baton may be used as a crowd control tool when a dispersal order has been issued and/or immediate action is necessary, to stop violence, to ensure public safety, and restore order. Its use should be constantly assessed as to its effectiveness and its effect on the crowd.

Furthermore, California Assembly Bill 48 (AB 48) imposed additional restrictions on the use of kinetic energy projectiles and chemical agents [i.e., 37mm, 40 mm LLL, and Oleoresin

¹⁴ See *Department Manual*, 1st Quarter 2022, Vol. 1, “Policy,” Section 556.10, “Policy on the Use of Force.”

¹⁵ See Addenda VIII- *Use of Force – Tactics Directive*: Directive No. 17.1, “40mm Less-Lethal Launcher,” October 2021; Addenda IX- *Use of Force – Tactics Directive*: Directive No. 6.4, “Beanbag Shotgun,” September 2020; and *Office of the Chief of Police Notice*, September 28, 2021, “Prohibition on the Use of the Beanbag Shotgun in a Crowd Control Situation.”

¹⁶ See Addenda X -*Use of Force – Tactics Directive*: Directive No. 11.2, “Crowd Management, Intervention, and Control,” April 2021.

Capsicum (OC Spray)]. The *Office of the Chief of Police Notice* dated December 14, 2021, outlines the changes made by AB 48 as follows:¹⁷

Per AB 48, kinetic energy projectiles and chemical agents [i.e., 37mm Less-Lethal Launcher, 40mm Less-Lethal Launcher, Oleoresin Capsicum (OC Spray)] shall not be used solely due to an imposed curfew, verbal threat, or non-compliance with a Department directive. Further, if kinetic energy projectiles or chemical agents are used during assemblies, protests, or demonstrations, they shall only be used to defend against a threat to life or serious bodily injury to any individual, including a peace officer, or to bring an objectively dangerous and unlawful situation safely and effectively under control, and, in accordance with the following requirements:

- De-escalation techniques or other alternatives to force have been attempted when objectively reasonable, and have failed;
- Repeated audible announcements have been made stating the intent to use kinetic energy projectiles or chemical agents, when objectively reasonable to do so (in multiple languages and from various locations, if appropriate);
- Persons have been given an objectively reasonable opportunity to disperse and leave the scene;
- An objectively reasonable effort has been made to identify persons engaged in violent acts and those who are not. Kinetic energy projectiles and chemical agents shall not be used indiscriminately on a crowd or group of persons, and shall instead be targeted toward those individuals engaged in violent acts;
- Kinetic energy projectiles and chemical agents shall only be used as objectively reasonable, and only with the frequency, intensity, and in a manner that is proportional to the threat;
- Officers shall minimize the possible incidental impact of the use of kinetic energy projectiles and chemical agents on bystanders, medical personnel, journalists, or other unintended targets;
- An objectively reasonable effort has been made to extract individuals in distress;
- Medical assistance is promptly requested and, if properly trained personnel are present, to provide such assistance to injured persons, when it is reasonable and safe to do so; and,
- Kinetic energy projectiles shall not be aimed at the head, neck, or other vital organs.

¹⁷ See *Office of the Chief of Police Notice*, December 14, 2021, “Assembly Bill 48 – Use of Kinetic Energy Projectiles and Chemical Agents; and, Senate Bill 98- Media Access to Closed Areas – Assemblies, Protests and Demonstrations.”

For specialized items, Metropolitan Division uses the *Training Bulletin* on Barricaded Suspects/Subjects as a guide, as previously explained.¹⁸

The desire to deploy the 12-gauge Starburst Noise Flash Diversion Device round is declared during a tactical briefing with the Commanding Officer, Metropolitan Division, and CTSOB. The ALS Technologies Magnum Flash Noise Flash Diversion Device requires CTSOB approval for use during pre-planned events (such as high-risk warrant operations) or Incident Commander approval during spontaneous incidents meeting SWAT-deployment criteria. A fire safety plan is also incorporated into the tactical planning and subsequent briefings for both items.

The use of some chemical agents requires a fire safety plan prior to use. The use of all chemical agents is regulated by the *Department Manual*, which states:¹⁹

Use of Chemical Agents. To minimize injury to suspects, officers, and others or to avoid property damage, the use of a chemical agent, such as tear gas, may be necessary in circumstances where a serious danger to life and property exists and other methods of control or apprehension would be ineffective or more dangerous.

The field commander at a police situation has the responsibility for determining the need for the use of a chemical agent and the authority to direct its deployment. In no event, however, can authorization for the use of a chemical agent be given by an officer below the rank of Sergeant or Detective. The use of a chemical agent for crowd or riot control must be authorized by an officer of the rank of Commander or above.

Training

The Department's POST certified (Basic Certificate) Academy course includes instruction on the policy for the use of force and how to operate the standard issue Less-Lethal devices. Every two years, sworn Department personnel receive additional training on the Use of Force Policy in general. The remainder of the Less-Lethal devices listed in this inventory also require additional training:

- Arrest and Control/ Defensive Tactics Course
- Specialized Equipment Course
- Tactical Less-Lethal Course
- Less-Lethal Munitions
- Standards and Training for Corrections FN 303 Operator Course

Addenda V lists specific training requirements for each item.

¹⁸ See Addenda VI - *Training Bulletin*, Volume XLVIII, Issue 9, "Barricaded Suspects/Subjects," December 2019.

¹⁹ See *Department Manual*, 1st Quarter 2022, Vol. 1, "Policy," Section 572, "Use of Chemical Agents."

Laws Governing Use

The *California Penal Code* states:²⁰

Any peace officer who has reasonable cause to believe that the person to be arrested has committed a public offense may use objectively reasonable force to effect the arrest, to prevent escape, or to overcome resistance.

Inventory

Addenda III lists the inventory of AB 481 Less-Lethal devices. The ammunition and other single use item numbers are estimated and include amounts used for training as well as amounts deployed in the field; therefore, the quantity potentially changes daily. Maintenance costs for items assigned to Metropolitan Division are paid for out of a \$14,000 per year Armory Expense Account. This account also provides funds for the maintenance of both AB 481 items and items not reportable under AB 481. Repairs and the replacement of parts occur as needed and are calendared so as not to surpass the annual budget expenditure ceiling if other funding is not available (i.e., donations). Exact expenses for the maintenance of each item or category of items is not more specifically available at the time of this report. In addition, because these items have been purchased over a wide range of years, some purchase costs include ranges and estimates.

D. Breaching Equipment

Purpose

Breaching equipment in general is used to gain entry into secured locations. Some distraction devices are also included in this section because they are used when breaching into a location. Distraction devices are used to momentarily distract, disorient, or gain compliance from a subject when the approach by officers could create an adverse reaction from the subject.

Authorized Use

Breaching equipment can only be used during search warrant service or under exigent circumstances and must adhere to all existing Department policies. Explosive breaching equipment is only used by a limited number of personnel that are properly trained in its use.

Unless exigent circumstances exist, supervisory approval is required prior to use of breaching equipment. Search warrants require a pre-approved Tactical Operation Plan, Form 12.25.00, and presence of a supervisor during service. The Watch Commander of the involved Area is also notified regarding the service of a warrant.

²⁰ See *California Penal Code*, Part 2, "Of Criminal Procedure," Title 3, "Additional Provisions Regarding Criminal Procedure," Chapter 5, "Arrest, by Whom and How Made," Section 835a(b).

Training

The basic breaching equipment training provided to personnel is a class titled, *Tactical Entry Tools for Patrol*. Operators of more specialized breaching equipment receive additional training in the use of each particular tool. This training is provided in the following courses:

- Arrest and Control/Defensive Tactics
- Specialized Equipment
- Multi-Assault Counter Terrorism Action Capabilities Breaching Course
- Noise Flash Distraction/Diversion Device Training Course

Explosive breaching equipment requires a Blaster License issued by the California Division of Occupational Safety and Health. The Department's SWAT personnel designated to use explosives have completed 80 hours of training with 22 successful practical applications, testing, and a background investigation. Addenda V lists specific training requirements for each item.

Rules Governing Use

The California Penal Code states:²¹

1531. The officer may break open any outer or inner door or window of a house, or any part of a house, or anything therein, to execute the warrant, if, after notice of his authority and purpose, he is refused admittance.

1532. He may break open any outer or inner door or window of a house, for the purpose of liberating a person who, having entered to aid him in the execution of the warrant, is detained therein, or when necessary for his own liberation.

Case law allows for exceptions to the warrant requirement for forced entry into a secured location in cases of exigent circumstances or when there is a community caretaking need. Exigent circumstances are specific emergencies "such as the need to render emergency assistance, imminent harm to others, a threat to the officer, destruction of evidence, or the suspect's escape from the home. . . ."²² However, with the intent of averting violent encounters between law enforcement personnel and surprised occupants during the execution of search and/or probable cause arrest warrants, Department policy requires officers to, absent reasonable suspicion of exigent circumstances, provide knock-notice prior to entry. Forcible entry may be made only if, after notice and reasonable amount of time has been given, clear and articulable facts are present that the suspect(s)/occupant(s) has failed to comply or does not intend on

²¹ See *California Penal Code*, Part 2, "Of Criminal Procedure," Title 12, "Of Special Proceedings of a Criminal Nature," Chapter 3, "Of Search Warrants."

²² See *Legal Bulletin*, July 7, 2021, "U.S. Supreme Court Clarifies Legal Rules Regarding Warrantless Entry into the Home of a Fleeing Misdemeanant."

complying with lawful commands.²³ Forced entry as a community caretaking function requires that the purpose of the entry be “totally divorced from the detection, investigation, or acquisition of evidence relating to the violation of a criminal statute.”²⁴

Noise Flash Distraction Devices (NFDDs) are considered destructive devices by the Bureau of Alcohol, Tobacco, Firearms, and Explosives (ATF). The National Firearms Act requires registration of destructive devices with the ATF. The ATF approves transfers of NFDDs and compiles information on the use for all law enforcement agencies.²⁵

Inventory

Addenda IV lists the inventory of AB 481 breaching equipment. The single use item numbers are estimated and include amounts used for training as well as amounts deployed in the field; therefore, the quantity potentially changes daily. Maintenance costs for items assigned to Metropolitan Division are paid for out of a \$14,000 per year Armory Expense Account. This account also provides funds for the maintenance of both AB 481 items and items not reportable under AB 481. Repairs and the replacement of parts occur as needed and are calendared so as not to surpass the annual budget expenditure ceiling if other funding is not available (i.e., donations). Exact expenses for the maintenance of each item or category of items is not more specifically available at the time of this report. In addition, because these items have been purchased over a wide range of years, some purchase costs include ranges and estimates.

OVERSIGHT

In general, the BOPC provides oversight to the operations of the Department. Every Categorical Use of Force (CUOF), including every Officer Involved Shooting (OIS), is reviewed by the BOPC to ensure that Department policies were followed. In addition, the Office of the Inspector General (and sometimes the California Department of Justice²⁶) conducts an independent review of all CUOFs. For lower level Non-Categorical Uses of Force (NCUOF), the review is conducted by the involved employee’s Chain of Command to ensure Department policies were followed.

During crowd control situations, NCUOFs can be reported on Incident Command System (ICS) Form 214 under certain circumstances as set forth in *Use of Force – Tactics Directive: Directive No. 11.2, “Crowd Management, Intervention, and Control,”* April 2021 (See Addenda X). In these instances, an After-Action Report (AAR) is generated to document the incident and includes details of any NCUOFs. This AAR is reviewed by the involved Area’s Chain of Command.

²³ See Department Manual, 1st Quarter 2022, Vol. 4, “Line Procedures,” Section 742, “Search Warrants.”

²⁴ See *Cady v. Dombrowski* (1973) 413 US 433, 441.

²⁵ See *ATF Explosives Industry Newsletter*, December 2003, page 3, “Requirements for Distraction Devices.”

²⁶ See *California Department of Justice Information Bulletin*, No. 2021-DLE-03, “Assembly Bill (AB) 1506 Definitions and Law Enforcement Agency’s Notification Responsibility,” June 24, 2021.

Use of specialized equipment that does not result in a CUOF or NCUOF investigation is overseen by the involved units' direct supervisors and Chain of Command.

A. Mechanisms to Ensure Compliance

Training on the use of force policy and the proper use of all the items covered by AB 481 is the first step in ensuring compliance. Officers receive the initial training in the Academy on standard issue items and further training by their Field Training Officer. Continued training throughout officers' careers is required as well. Use of specialized equipment requires additional training for use and additional supervisory oversight in some cases.

Use of all the specialized equipment is reviewed by the involved employee's Chain of Command. Minor mistakes or errors in the use of the equipment may result in remedial training, an Employee Comment Sheet, or a Notice to Correct Deficiencies. Misuse that constitutes misconduct or a violation of the law could result in disciplinary action outlined later in this report.

B. Complaint Procedures

The *Department Manual* states:²⁷

Complaints shall be accepted from any source: written, verbal, in person or telephonic (or TTY), mail, facsimile transmission, or electronic means, or anonymously; at the Police Administration Building; any bureau, Area station or substation; at the Office of the Board of Police Commissioners and the Office of the Inspector General; or any other police facility accessible to the public.

Once a complaint is received, it will be investigated by either Internal Affairs Division (IAD) or the employee's command (as determined by IAD).²⁸ Any disciplinary action arising out of the complaint must be conducted within one year.²⁹

C. Punishments for Misuse

Misuse can be discovered in two ways: During an investigation into the use of the item, or after being reported as a complaint by either an employee or the public. A sustained complaint of misuse may result in disciplinary action in the following formats:³⁰

²⁷ See *Department Manual*, 1st Quarter 2022, Vol. 3, "Management Rules and Procedures," "Disciplinary Procedures," Section 810.05, "Complaints- Conditions of Acceptance."

²⁸ See *Department Manual*, 1st Quarter 2022, Vol. 3, "Management Rules and Procedures," "Disciplinary Procedures," Section 816.05, "Internal Affairs Division's Responsibility."

²⁹ See *California Government Code*, Title 1, "General," Division 4, "Public Officers and Employees," Chapter 9.7, "Public Safety Officers," Section 3304(d)(1).

³⁰ See *Professional Standards Bureau Notice*, September 15, 2020, "Department Sworn Penalty Guide for Personnel Complaints – Amended."

- Sustained-No Penalty
- Admonishment
- Official Reprimand
- Suspension of 1 to 22 days
- Demotion
- Suspension and Demotion
- Board of Rights – Recommendation for Removal

In addition to departmental discipline, employees who misuse equipment may also face criminal charges.

D. Addressing Concerns and Questions with a Timely Response

For standard issue equipment, questions and concerns that do not rise to the level of a complaint can be addressed immediately by calling any police station. For specialized equipment, the Department entity using the equipment can address concerns and questions during regular business hours.

Addenda I - Vehicles

Item#	Description	Quantity Possessed	Capabilities/Item Details	Purpose/Use	Purchase Cost per Item	Estimated Lifespan	Quantity Requested	Est. Yearly Maintenance Cost
1	2002 Freightliner M Line, Mobile 1, Shop 20006	1	Modified with additional communications equipment to facilitate operational control.	Mobile Command Post	\$399,949.00	20 years	None	\$3,664.32
2	2010 Oshkosh, Mobile 3, Shop 80163	1	Modified with additional communications equipment to facilitate operational control.	Mobile Command Post	\$1,314,296.00	20 years	None	\$1,490.85
3	2011 Peterbuilt 587, Tractor for Mobile 3, Shop 80217	1	Modified with additional communications equipment to facilitate operational control.	Mobile Command Post	\$202,059.00	20 years	None	\$3,447.51
4	2009 Freightliner M2106, Pegasus, Shop 80151	1	Modified with additional communications equipment to facilitate operational control.	Mobile Command Post	\$641,116.00	20 years	None	\$7,453.40
5	2007 Freightliner M Line, Mobile 9, Shop 80065	1	Modified to facilitate the operational control and direction of public safety units. This vehicle has additional communications equipment to coordinate incidents and events.	Mobile Command Post	\$502,963.00	20 years	None	\$4,104.78
6	2009 Caterpillar TL1255 BATCAT, Bomb Assessment Tactical Counter Assault Tool, Shop 80942	1	Heavy duty robotic platform used in support of Bomb Squad, Hazardous Materials Unit and SWAT.	Operational Support	\$188,449.00	20 years	None	\$153.53
7	Andros F6B remote robotic ground vehicle	3	Ground robotic platforms used to support Bomb Squad, Hazardous Materials Unit, and SWAT.	Operational Support	\$350,000.00	15+ years	None	\$1,000+
8	Andros Titus remote robotic ground vehicle	2	Ground robotic platforms used to support Bomb Squad, Hazardous Materials Unit, and SWAT.	Operational Support	\$250,000.00	15+ years	None	\$1,000+
9	Qinetiq Talon remote robotic ground vehicle	1	Ground robotic platform used to support Bomb Squad, Hazardous Materials Unit, and SWAT.	Operational Support	\$275,000.00	15+ years	None	\$1,000+
10	DJI, Matrice, 300 RTK, Small Unmanned Aerial System	1	Aerial system used to support Bomb Squad, Hazmat, SWAT, and MCIT at calls for service.	Operational Support	\$32,000.00	5+ years	None	\$500+
11	1999 Mighty 36 Mighty Mover Trailer, Shop 50830	1	32 foot long trailer for storage and transportation	Storage/transport trailer	\$32,306.00	20 years	None	\$1,584.59
12	1999 Mighty 36 Mighty Mover Trailer, Shop 50832	1	32 foot long trailer for storage and transportation	Storage/transport trailer	\$32,306.00	20 years	None	\$368.46

Item#	Description	Quantity Possessed	Capabilities/Item Details	Purpose/Use	Purchase Cost per Item	Estimated Lifespan	Quantity Requested	Est. Yearly Maintenance Cost
13	2006 Pierce HDR Walkin, Bomb Assessment Truck, Shop No. 21150	1	Response Support vehicle modified to facilitate operational use by HDMS units with additional tools, materials, and remote capabilities.	Operational Support	\$488,280.00	20 years	None	\$11,146.45
14	2003 Mathews Mobile Command, Shop No. 20066	1	The Command Post Vehicle facilitates the operational control during active field incidents and community events.	Mobile Command Post	\$9,000.00	20 years	None	\$17,783.71
15	2001 GMC Mattman, Shop No. 20002	1	The Command Post Vehicle facilitates the operational control during active field incidents and community events.	Mobile Command Post	\$146,070.00	20 years	None	\$1,262.65
16	2004 GMC Mattman, Shop No. 20011	1	The Command Post Vehicle facilitates the operational control during active field incidents and community events.	Mobile Command Post	\$145,239.00	20 years	None	\$2,139.01
17	2001 GMC CP31442, Shop No. 21288	1	The Command Post Vehicle facilitates the operational control during active field incidents and community events.	Mobile Command Post	\$7,500.00	20 years	None	\$1,712.78
18	2008 Pierce Commander, Shop No. 80084	1	The Command Post Vehicle facilitates the operational control during active field incidents and community events.	Mobile Command Post	\$270,582.00	20 years	None	\$2,134.83
19	2008 Pierce Commander, Shop No. 80087	1	The Command Post Vehicle facilitates the operational control during active field incidents and community events.	Mobile Command Post	\$270,582.00	20 years	None	\$1,304.97
20	2008 Pierce Commander, Shop No. 80088	1	The Command Post Vehicle facilitates the operational control during active field incidents and community events.	Mobile Command Post	\$270,582.00	20 years	None	\$3,331.23
21	2004 GMC Mattman, Shop No. 20009	1	The Command Post Vehicle facilitates the operational control during active field incidents and community events.	Mobile Command Post	\$145,239.03	20 years	None	\$629.45
22	2008 Pierce Commander, Shop No. 80086	1	The Command Post Vehicle facilitates the operational control during active field incidents and community events.	Mobile Command Post	\$270,582.00	20 years	None	\$3,497.37

Item#	Description	Quantity Possessed	Capabilities/Item Details	Purpose/Use	Purchase Cost per Item	Estimated Lifespan	Quantity Requested	Est. Yearly Maintenance Cost
23	2004 GMC Mattman, Shop No. 20010	1	The Command Post Vehicle facilitates the operational control during active field incidents and community events.	Mobile Command Post	\$145,239.00	20 years	None	\$3,026.52
24	2002 GMC Mattman, Shop No. 20004	1	The Command Post Vehicle facilitates the operational control during active field incidents and community events.	Mobile Command Post	\$146,408.00	20 years	None	\$863.24
25	2009 GMC Mattman, Shop No. 80194	1	The Command Post Vehicle facilitates the operational control during active field incidents and community events.	Mobile Command Post	\$274,090.00	20 years	None	\$3,199.93
26	2002 GMC Mattman, Shop No. 20005	1	The Command Post Vehicle facilitates the operational control during active field incidents and community events.	Mobile Command Post	\$146,408.00	20 years	None	\$859.74
27	2004 GMC Mattman, Shop No. 20013	1	The Command Post Vehicle facilitates the operational control during active field incidents and community events.	Mobile Command Post	\$124,005.00	20 years	None	\$660.17
28	2004 GMC Mattman, Shop No. 20012	1	The Command Post Vehicle facilitates the operational control during active field incidents and community events.	Mobile Command Post	\$145,239.00	20 years	None	\$1,753.07
29	2004 GMC Mattman, Shop No. 20007	1	The Command Post Vehicle facilitates the operational control during active field incidents and community events.	Mobile Command Post	\$145,239.00	20 years	None	\$506.65
30	2002 GMC Mattman, Shop No. 20003	1	The Command Post Vehicle facilitates the operational control during active field incidents and community events.	Mobile Command Post	\$146,408.00	20 years	None	\$1,292.95
31	2004 GMC Mattman, Shop No. 20014	1	The Command Post Vehicle facilitates the operational control during active field incidents and community events.	Mobile Command Post	\$124,005.00	20 years	1	\$3,402.68
32	2008 Pierce Commander, Shop No. 80085	1	The Command Post Vehicle facilitates the operational control during active field incidents and community events.	Mobile Command Post	\$270,582.00	20 years	None	\$3,143.44

Item#	Description	Quantity Possessed	Capabilities/Item Details	Purpose/Use	Purchase Cost per Item	Estimated Lifespan	Quantity Requested	Est. Yearly Maintenance Cost
33	2009 GMC Mattman, Shop No. 80193	1	The Command Post Vehicle facilitates the operational control during active field incidents and community events.	Mobile Command Post	\$274,090.00	20 years	None	\$1,565.96
34	2004 GMC Mattman, Shop No. 20008	1	The Command Post Vehicle facilitates the operational control during active field incidents and community events.	Mobile Command Post	\$145,239.00	20 years	None	\$728.45
35	1997 GMC Mattman, Shop No. 02061	1	The Command Post Vehicle facilitates the operational control during active field incidents and community events.	Mobile Command Post	\$104,894.25	20 years	None	\$3,171.65
36	2000 GMC Mattman, Shop No. 20001	1	The Command Post Vehicle facilitates the operational control during active field incidents and community events.	Mobile Command Post	\$130,000.00	20 years	None	\$921.15
37	Parrot, Anafi, small Unmanned Aerial System, Anafi UAS model	1	Aerial system with maximum transmission range of 4 kilometers.	Aids in Traffic Crash Investigations	\$629.00	5 years for sUAS 1 year for battery	None	\$100.00
38	Parrot, Anafi, small Unmanned Aerial System, Anafi Extended model	1	Aerial system with maximum transmission range of 4 kilometers.	Aids in Traffic Crash Investigations	\$809.99	5 years for sUAS 1 year for battery	None	\$100.00
39	2003 Lenco Rescue 1 B.E.A.R. (Ballistically Engineered Armored Rescue Vehicle) Shop No. 39648	1	NIJ Type IV + Ballistic Armor, 0.5 1.5 inch steel plate, Ballistic Glass, and detachable gas boom	SWAT armored rescue vehicle	\$258,373.45	20 years	Replace as budget allows to maintain inventory	\$6,611.37
40	2005 Lenco Rescue 2 B.E.A.R. (Ballistically Engineered Armored Rescue Vehicle) Shop No. 39739	1	NIJ Type IV + Ballistic Armor, 0.5 1.5 inch steel plate, Ballistic Glass, and Manual operation 2nd Story Ramp/Platform System	SWAT armored rescue vehicle	\$207,000.00	20 years	Replace as budget allows to maintain inventory	\$1,882.30
41	2017 Lenco Rescue 3 B.E.A.R. (Ballistically Engineered Armored Rescue Vehicle) Shop No. 80988	1	NIJ Type IV + Ballistic Armor, 0.5 1.5 inch steel plate, Ballistic Glass	SWAT armored rescue vehicle	\$311,668.00	20 years	Replace as budget allows to maintain inventory	\$5,875.11
42	2008 Lenco Rescue 4 B.E.A.R. (Ballistically Engineered Armored Rescue Vehicle) Shop No. 80115	1	NIJ Type IV + Ballistic Armor, 0.5 1.5 inch steel plate, Ballistic Glass, and equipped with Emergency Medical Equipment	SWAT armored rescue vehicle	\$252,767.00	20 years	Replace as budget allows to maintain inventory	\$3,794.93

Item#	Description	Quantity Possessed	Capabilities/Item Details	Purpose/Use	Purchase Cost per Item	Estimated Lifespan	Quantity Requested	Est. Yearly Maintenance Cost
43	2006 Pierce HDR Walkin Shop No. 21474	1	Transports specialized equipment, tools, and communications equipment. 38 foot length SWAT truck.	SWAT and Crisis Negotiations Team Mobile Command Center	\$488,291.00	20 years	Replace as budget allows to maintain inventory	\$3,565.91
44	2002 Ford Excursion (Armored) Shop No. 04045	1	Metro armored rescue vehicle with ballistic armor and glass	SWAT armored rescue vehicle for areas too small for larger armored vehicles.	\$114,662.00	20 years	Replace as budget allows to maintain inventory	\$10,889.12
45	2003 Ford Excursion (Armored) Shop No. 04208	1	Metro armored rescue vehicle with ballistic armor and glass	SWAT armored rescue vehicle for areas too small for larger armored vehicles.	\$114,662	20 years	Replace as budget allows to maintain inventory	\$2,313.53
46	Robotics Throwbot XT Recon Robotics	9	A personal sensor system that can be thrown up to 120 feet, is equipped with an infrared optical system that activates automatically enabling the operator to see in complete darkness.	Obtain instantaneous video reconnaissance.	Approx. \$15,000.00	Approx. 10 years	Replace as budget allows to maintain inventory	See Page 7 of Military Equipment Report
47	Robotics Pointman Applied Research Associates	1	Unmanned ground vehicle that allows operator to hear what is occurring using radio communications with a range of up to 600 feet. Can move over level terrain, right itself, or climb obstacles.	Obtain instantaneous video reconnaissance.	Approx. \$30,000.00	Approx. 10 years	Replace as budget allows to maintain inventory	See Page 7 of Military Equipment Report
48	Robotics Caliber T5 ICOR Technology	1	Unmanned ground vehicle with ground clearance of 2.75 inches, drag capacity of 250 lbs., and stair-climbing abilities.	Obtain instantaneous video reconnaissance and remote handling capabilities of a robotic claw with the render-safe and breaching capabilities of a disruptor.	Approx. \$100,000.00	Approx. 10 years	Replace as budget allows to maintain inventory	See Page 7 of Military Equipment Report
49	Robotics Irobot / FirstLook Endeavor Robotics	2	Four day and night camera with zoom and illumination. Two-way audio and can reach speed of 3.4 MPH. Can climb obstacles and self-right.	Obtain instantaneous video reconnaissance with communication abilities.	Approx. \$30,000.00	Approx. 10 years	Replace as budget allows to maintain inventory	See Page 7 of Military Equipment Report
50	2019 Lenco Rescue 3 B.E.A.R. (Ballistically Engineered Armored Rescue Vehicle), Shop No. 80941	1	Ballistic Armor Ballistic Glass	SWAT armored rescue vehicle	\$365,144.00	20 years	Replace as budget allows to maintain inventory	\$2,763.58
51	2008 Pierce HDR Walkin, Dive Truck, Shop No. 80076	1	Specialized equipment and tools for Maritime Operations Team members. Specialized communications equipment.	Maritime Operations Team Command and equipment vehicle	\$249,951.00	20 years	Replace as budget allows to maintain inventory	\$2,117.27

Item#	Description	Quantity Possessed	Capabilities/Item Details	Purpose/Use	Purchase Cost per Item	Estimated Lifespan	Quantity Requested	Est. Yearly Maintenance Cost
52	ICOR Technology Robotics Mini Caliber	2	Mission time: 2-4+ hours, Ground clearance: 1.5 inches, Drag capacity: 15 lbs., Climbs 8 inch stairs at 45° with suitable traction, Environmentally sealed, Chem-Bio washdown capability	Obtain instantaneous video reconnaissance and remote handling capabilities of a robotic claw with the render-safe and breaching capabilities of a disruptor.	Approx. \$80,000.00	Approx. 10 years	Replace as budget allows to maintain inventory	See Page 7 of Military Equipment Report
53	DJI Matrice 210, Unmanned Aerial System	1	Aircraft Model M200 with video capabilities	Provides video surveillance of multi-story structures, facility perimeters, and vehicles.	Approx. \$18,000.00	Approx. 10 years	Replace as budget allows to maintain inventory	See Page 7 of Military Equipment Report
54	DJI Mavric 2, Unmanned Aerial System	1	Aircraft with video capabilities	Provides video surveillance of multi-story structures, facility perimeters, and vehicles.	Approx. \$6,500.00	Approx. 10 years	Replace as budget allows to maintain inventory	See Page 7 of Military Equipment Report
55	DJI Mavric Air 2, Unmanned Aerial System	2	Aircraft with video capabilities	Provides video surveillance of multi-story structures, facility perimeters, and vehicles.	Approx. \$2,500.00	Approx. 10 years	Replace as budget allows to maintain inventory	See Page 7 of Military Equipment Report
56	Boston Dynamics SPOT Robot	0*	Maintains set distance from stationary obstacles, average runtime 90 minutes, 360 degree field of view	Obtain instantaneous video reconnaissance and remote handling capabilities of a robotic claw with the render-safe and breaching capabilities of a disruptor.	Approx. \$150,000.00	Approx. 10 years	1	See Page 7 of Military Equipment Report
57	Tactical Fabrication TacCat 259D Compact Track Loader	0*	Delivers extended reach and lift height for quick and easy truck loading, provides superior traction, flotation, stability and speed, and "Intelligent Leveling" system.	Armored rescue vehicle for areas too small for larger armored vehicles.	\$250,388.00	Approx. 20 years	1	\$6,611.37
58	Lenco BearCat Tactical SUV	0*	NU Type IV + Armor, .5 - 1.5 inch steel plate, designed for low profile tactical missions, seats 8 fully equipped operators with an open floor plan, tactical features such as gun ports, police LED lighting and siren	Armored rescue vehicle for areas too small for larger armored vehicles.	\$274,292.00	Approx. 20 years	2	\$6,611.37

* New items being requested

Addenda II - Firearms & Ammunition

Item#	Description	Quantity Possessed	Capabilities/Item Details	Purpose/Use	Purchase Cost per Item	Estimated Lifespan	Quantity Requested	Est. Yearly Maintenance Cost
1	Bolt Action Rifle/22 IR	2	Low Velocity Extended Distance Disruption (L-VEDD) system	Explosive Devices Disruption	\$500-750	20+ years	None	N/A
2	Bolt Action Rifle/.308	4	Frangible Round Extended Distance Disruption (FREDD) system	Explosive Devices Disruption	\$1,000-2,000	20+ years	None	N/A
3	.22 Caliber Ammunition	300	Short LVEDD system remote capabilities for explosive device: (chemical or "dry ice")	Explosive Devices Disruption	\$0.30-0.75	10+ years	None	N/A
4	.308 frangible ammunition	600	FREDD system: remote capabilities for explosive devices	Extended range ammunition for explosive devices	\$5.00-8.00	10+ years	300	N/A
5	Royal Arms Flash Bang, model FB82-S	94	Soft 12 gauge shotgun diversionary and breaching ammunition	Tire Deflation	\$4.50	5 years	40	N/A
6	Remington 870 with Mossberg barrel and Royal Arms stand off device	5	Close range tire deflation shotgun	Tire Deflation	\$1,300.00	Indefinite	None	N/A
7	Colt M16, M16 A1 5.56mm magazine fed rifle	887	5.56mm magazine fed rifle with 100 yards accuracy	Defense of Human Life	Military Acquisition	30 years	None	\$7,000.00
8	Black Hills 50 grain TSX 5.56x45mm	Approx. 599,300	Velocity: 3275 FPS, Energy: 1191 Ft. Lbs.	Rifle ammunition	\$1.30	Indefinite	127,920	N/A
9	Winchester 5.56x45mm 55gr FMI Q3131	Approx. 1,552,000	Velocity: 3270 FPS, Energy: 1306 Ft. Lbs.	Rifle/training ammunition	\$0.38	Indefinite	127,920	N/A
10	Remington 870 pump action shotguns equipped 14" barrel	89	Delivers multiple projectiles disbursement	Defense of Human Life	\$8.09	Varies based on usage	None	N/A
11	Benelli Super 90 semi-automatic shotguns	53	Delivers multiple projectiles disbursement	Defense of Human Life	\$757.03	Varies based on usage	None	N/A
12	Benelli M4 semi-automatic shotguns	50	Delivers multiple projectiles disbursement	Defense of Human Life	\$1,977.00	Varies based on usage	None	N/A
13	Colt AR-15A3 semi-automatic rifle	10	Delivers a single projectile	Defense of Human Life	\$1,977.00	Varies based on usage	None	N/A
14	Federal 12 pellet "00" buckshot	3,000	Maximum effective range is 17-25 yards	Shotgun ammunition	\$2.03	5 Years	As needed to maintain current stock	Included in Colt M16 maintenance N/A
15	Armalite AR-10 Semi-Automatic Rifle	1	Distance and/or barrier penetration, Caliber: .308 (7.62 x 51 mm), Magazine Capacity: 10 or 20 rounds	Defense of Human Life. Deployed only by SWAT snipers for distance and/or barrier penetration at planned events or spontaneous incidents meeting SWAT-deployment criteria.	Convertible property acquisition	Approx. 10 years or 20,000 rounds	None	See Page 10 of Military Equipment Report
16	Colt M16A1 magazine fed rifle	1	Caliber: 5.56 mm, Magazine Capacity: 20 or 30 rounds	Defense of Human Life	Approx. \$900	Approx. 10 years or 20,000 rounds	None	See Page 10 of Military Equipment Report

Item#	Description	Quantity Possessed	Capabilities/Item Details	Purpose/Use	Purchase Cost per Item	Estimated Lifespan	Quantity Requested	Est. Yearly Maintenance Cost
17	Colt M4 magazine fed rifle	112	Caliber: 5.56 mm, Magazine Capacity: 20 or 30 rounds	Defense of Human Life. Upon approval or if certain factors exist, an operator may transition the weapon from semi to a sustained mode of fire.	Approx. \$1,250	Approx. 10 years or 20,000 rounds	None	See Page 10 of Military Equipment Report
18	Heckler & Koch 416D magazine fed rifle	458	Caliber: 5.56 mm, Magazine Capacity: 20 or 30 rounds	Defense of Human Life. Upon approval or if certain factors exist, an operator may transition the weapon from semi to a sustained mode of fire.	Approx. \$1,850	Approx. 10 years or 25,000 rounds	None	See Page 10 of Military Equipment Report
19	CAR 9mm rifle	2	Caliber: 9 mm, Magazine Capacity: 30 rounds	Disabling overhead street lighting that presents a tactical disadvantage. Requires approval from the Incident Commander.	Convertible property acquisition	Approx. 10 years or 20,000 rounds	None	See Page 10 of Military Equipment Report
20	M700 Remington rifle	30	Caliber: .308 (7.62 x 51 mm), Magazine Capacity: 4 rounds	Defense of Human Life. Deployed in tactical situations by certified SWAT Snipers where distance and barrier penetration are considerations.	Approx. \$1,500	Approx. 10 years or 20,000 rounds	None	See Page 10 of Military Equipment Report
21	Heckler & Koch MP5 Submachine gun	102	Caliber: 9 mm, Magazine Capacity: 30 rounds	Defense of Human Life. Deployed by current and trained Metro personnel as a primary close-quarter engagement weapon system with a collapsible or fixed stock.	Approx. \$1,500	Approx. 10 years or 25,000 rounds	None	See Page 10 of Military Equipment Report
22	Benelli M1/S90 Shotgun	22	Semi-Automatic, Caliber: 12 gauge, Magazine Capacity: 5 rounds	Defense of Human Life	Approx. \$1,325	10 years or 5,000 rounds	None	See Page 10 of Military Equipment Report
23	Benelli M4 Shotgun	434	Semi-Automatic, Caliber: 12 gauge, Magazine Capacity: 5 rounds	Defense of Human Life	Approx. \$1,450	10 years or 5,000 rounds	None	See Page 10 of Military Equipment Report
24	Heckler & Koch G3 Rifle	3	Caliber: 7.62 x 51 mm, Magazine Capacity: 20 rounds	Defense of Human Life. Reserve heavy rifle for SWAT. Stored and maintained as ready reserves for SWAT Sniper personnel.	Convertible property acquisition	Approx. 10 years or 20,000 rounds	None	See Page 10 of Military Equipment Report
25	Barrett M82 Rifle	2	Semi-automatic, Caliber: .50 BMG, Magazine Capacity: 10 rounds	Defense of Human Life. SWAT heavy anti-machinery/vehicle interdiction weapon system. Designed to stop bomb-laden vehicles or machinery that pose a significant threat to high-profile events.	\$15,831.00	Approx. 10 years or 20,000 rounds	None	\$480.00
26	US Ordnance M60 machine gun	2	Light machine-gun that requires more than one operator, Caliber: 7.62 x 51 mm, Magazine Capacity: Link-fed	Defense of Human Life. Last resort SWAT option during a multiple-assault terrorist attack or if confronted with extraordinary circumstances that makes conventional SWAT weaponry obsolete.	Military Acquisition	50 years	None	See Page 10 of Military Equipment Report

Item#	Description	Quantity Possessed	Capabilities/Item Details	Purpose/Use	Purchase Cost per Item	Estimated Lifespan	Quantity Requested	Est. Yearly Maintenance Cost
27	Fabrique Nationale d'Herstal SCAR17 Rifle	17	Semi or sustained modes of fire, Caliber: 7.62 x 51 mm, Magazine Capacity: 20 rounds	Defense of Human Life. Primary weapon system for Aerial Platform Shooting. Area containment and/or secondary sniper support at planned events or spontaneous incidents meeting SWAT-deployment criteria.	\$3,000.00	Approx. 10 years or 20,000 rounds	None	See Page 10 of Military Equipment Report
28	Springfield Armory M1A Rifle	15	Caliber: 7.62 x 51 mm, Magazine Capacity: 10 or 20 rounds	Defense of Human Life. SWAT sniper cadre weapon system held in reserve. Area containment and/or secondary sniper support at planned events or spontaneous incidents meeting SWAT-deployment criteria.	Unknown. Purchased in the 1980s.	Approx. 10 years or 20,000 rounds	None	See Page 10 of Military Equipment Report
29	Heckler & Koch G33 Rifle	2	Caliber: 5.56 mm, Magazine Capacity: 20 or 30 rounds	Defense of Human Life. Reserve medium rifle for SWAT. Stored and maintained as ready reserves for SWAT Sniper personnel.	Unknown. Department purchased in 1984.	Approx. 10 years or 20,000 rounds	None	See Page 10 of Military Equipment Report
30	5.56 Black Hills Rifle Ammunition	Approx. 46,000	Caliber: 5.56mm, 70-Grain	Rifle ammunition for SWAT & K-9 officers only.	Approx. \$1.39	Approx. 5 years when stored properly	As needed to maintain inventory between 25,000-65,000	See Page 10 of Military Equipment Report
31	5.56 Winchester Rifle Ammunition	Approx. 397,000	Full metal jacket and 55 grains, 3,270 fps muzzle velocity, 1,305 ft.-lb. muzzle energy	Rifle ammunition for Metro personnel.	Approx. \$0.37	Approx. 5 years when stored properly	As needed to maintain inventory between 200,000-400,000	See Page 10 of Military Equipment Report
32	Federal Premium 308 Winchester Gold Medal Match Rifle Ammunition	Approx. 13,000	Caliber: 7.62 X 51 mm NATO, 68 grain, Velocity: 2,650 fps	SWAT Sniper rifle ammunition.	Approx. \$0.83	Approx. 5 years when stored properly	As needed to maintain inventory between 5,000-15,000	See Page 10 of Military Equipment Report
33	308 Winchester Rifle Ammunition	5,000	Caliber: 308	SWAT Sniper rifle ammunition.	Approx. \$0.45	Approx. 5 years when stored properly	As needed to maintain inventory between 1,000-8,000	See Page 10 of Military Equipment Report
34	50 caliber Rifle Ammunition	0*	Caliber: .50	SWAT Sniper rifle ammunition.	Approx. \$4.90	Approx. 5 years when stored properly	As needed to maintain inventory between 200-500	See Page 10 of Military Equipment Report
35	Federal Premium 45 Caliber Pistol Ammunition	Approx. 7,000	Caliber: .45, 230-grain tactical bonded (+P) hollow point	Duty pistol ammunition for Metro personnel.	Approx. \$0.55	Approx. 5 years when stored properly	As needed to maintain inventory between 10,000-30,000	See Page 10 of Military Equipment Report
36	Submachine Gun Ammunition 9mm Speer	Approx. 24,000	Caliber: 9mm. 124-grain (+P) hollow-point	SWAT submachine gun ammunition.	Approx. \$2.00	Approx. 5 years when stored properly	As needed to maintain inventory between 20,000-50,000	See Page 10 of Military Equipment Report
37	UTM Rifle (Training) Ammunition	2,000	5.56mm marking rounds, non-lethal, to be used in conjunction with UTM 5.56 rifle bolt	Non-Lethal training ammunition.	Approx. \$0.45	Approx. 5 years when stored properly	As needed to maintain inventory between 1,000-8,000	See Page 10 of Military Equipment Report
38	Heckler & Koch MP-7 Submachine Gun	37	Caliber: 4.6mm X 30, Gas-operated, Semi-automatic and full-automatic modes of fire	Defense of Human Life for use by K-9 and H-Platoon.	Approx. \$1,800	Approx. 10 years or 20,000 rounds	None	See Page 10 of Military Equipment Report

Item#	Description	Quantity Possessed	Capabilities/Item Details	Purpose/Use	Purchase Cost per Item	Estimated Lifespan	Quantity Requested	Est. Yearly Maintenance Cost
39	Submachine Gun Ammunition	Approx. 8,000	MP-7 Submachine gun ammunition, Caliber: 4.6mm X 30	MP-7 Submachine gun ammunition.	Approx. \$1.30	Approx. 5 years when stored properly	As needed to maintain inventory between 20,000-50,000	See Page 10 of Military Equipment Report
40	Federal Premium Rifle Ammunition 308 Winchester	Approx. 1,000	165-grain Tactical Bonded soft point Caliber: 7.62 X 51 mm NATO, Velocity: 2600 fps	SWAT Sniper rifle ammunition.	Approx. \$1.63	Approx. 5 years when stored properly	As needed to maintain inventory between 1,000-3,000	See Page 10 of Military Equipment Report
41	50 caliber ROBAR rifle	1	Caliber: .50 BMG	Defense of Human Life. SWAT heavy anti-machinery/vehicle interdiction weapon system. Designed to stop bomb-laden vehicles or machinery that pose a significant threat to high-profile events.	Approx. \$1,500.00	Approx. 10 years or 20,000 rounds	None	See Page 10 of Military Equipment Report
42	McMillian CS5 Rifle	19	Caliber: .308 Winchester, Threaded with Muzzle Brake System Magazine Detachable Box, 10 Round	SWAT sniper use for distance and/or barrier penetration. Area containment and/or secondary sniper support weapon system at planned events or spontaneous incidents meeting SWAT-deployment criteria.	Approx. \$9,500.00	Approx. 10 years or 8,000 rounds	None	See Page 10 of Military Equipment Report
43	Rifle Training Ammunition Gen 2 FX Simunition	5,000	5.56 marking rounds. Non-Lethal.	Non-Lethal training ammunition.	Approx. \$0.64	Approx. 5 years when stored properly	Replace as budget allows to maintain inventory	See Page 10 of Military Equipment Report
44	.50 BMG Caliber Browning Ball Ammunition	0*	Caliber 12.7 X 99mm NATO, Grain 707, Velocity 2810 fps	SWAT Sniper rifle ammunition.	Approx. \$4.90	Approx. 5 years when stored properly	As needed to maintain inventory between 200-500	See Page 10 of Military Equipment Report
45	.50 BMG Caliber Browning Armor Piercing Ammunition	0*	Caliber 12.7 X 99 mm NATO, Grain 706, Velocity 2810 fps	SWAT Sniper rifle ammunition.	Approx. \$4.90	Approx. 5 years when stored properly	As needed to maintain inventory between 200-500	See Page 10 of Military Equipment Report
46	.50 BMG Caliber Nordic Ammunition Group Mk 211 Raufoss Ammunition	0*	Multipurpose anti-material high-explosive incendiary/armor-piercing ammunition, Grain 671, Velocity 2650 fps, Caliber 12.7 X 99 mm NATO	SWAT Sniper rifle ammunition.	Approx. \$4.90	Approx. 5 years when stored properly	As needed to maintain inventory between 200-500	See Page 10 of Military Equipment Report
47	Royal Arms H.P. CUTTER shotgun Ammunition	100	Caliber 12 Gauge, Grain 450, Velocity 1400 fps	SWAT Sniper Cadre ammunition.	Approx. \$6	Approx. 5 years when stored properly	As needed to maintain inventory between 50-300	See Page 10 of Military Equipment Report
48	Hornady .50 BMG Caliber A-MAX Match Ammunition	190	Grain 750, Velocity 2820 fps	SWAT Sniper rifle ammunition.	Approx. \$4.90	Approx. 5 years when stored properly	As needed to maintain inventory between 200-500	See Page 10 of Military Equipment Report
49	LaRue Tactical OBR (Optimized Battle Rifle)	2	Caliber 308, Action Semi-Auto, Magazine Capacity 10 or 20 Rounds	Defense of Human Life. Distance and/or barrier penetration. Area containment and/or secondary sniper support weapon system at planned events or spontaneous incidents meeting SWAT-deployment criteria.	Approx. \$5,625.00	Approx. 10 years or 10,000 rounds	None	See Page 10 of Military Equipment Report

Item#	Description	Quantity Possessed	Capabilities/Item Details	Purpose/Use	Purchase Cost per Item	Estimated Lifespan	Quantity Requested	Est. Yearly Maintenance Cost
50	McMillian G30 Rifle	3	Caliber .308 Winchester, Magazine 5 Round Detachable Box	Defense of Human Life. Distance and/or barrier penetration. Area sniper support weapon system at planned events or spontaneous incidents meeting SWAT-deployment criteria.	Approx. \$5,325.00	Approx. 10 years or 8,000 rounds	None	See Page 10 of Military Equipment Report
51	Barrett M107A1 Rifle	3	.50 Caliber semi-automatic rifle, Magazine capacity 10, Magnified optical sight	Defense of Human Life. SWAT heavy anti-machinery/vehicle interdiction weapon system. Designed to stop bomb-laden vehicles or machinery that pose a significant threat to high-profile events.	\$15,831.00	Approx. 10 years or 20,000 rounds	None	\$480.00
52	Rifle Ammunition 223 Remington Federal Premium	0*	223 Remington, 55-grain Tactical Bonded SP	SWAT Personnel. Rifle ammunition.	\$0.45	Approx. 5 years when stored properly	Back up ammunition to purchase if needed	See Page 10 of Military Equipment Report
53	Bushmaster Firearms XM15-E2S Rifle	24	Caliber: 5.56 x 45 mm, Upper Receiver: Flattop (A3 style), Color: Black, Minimum Trigger pull weight, at break – 5.5 pounds	Defense of Human Life	Privately Purchased	30 years	Dependent on participation levels in the private purchase program	Purchasers responsibility
54	Bushmaster Firearms XM15-E2S Rifle	18	Caliber: 5.56 x 45 mm, Upper Receiver: Flattop (A3 style), Color: Black, Minimum Trigger pull weight, at break – 5.5 pounds	Defense of Human Life	Privately Purchased	30 years	Dependent on participation levels in the private purchase program	Purchasers responsibility
55	Bushmaster Firearms BCWA3F-16 Rifle	1	Caliber: 5.56 x 45 mm, Upper Receiver: Flattop (A3 style), Color: Black, Minimum Trigger pull weight, at break – 5.5 pounds	Defense of Human Life	Privately Purchased	30 years	Dependent on participation levels in the private purchase program	Purchasers responsibility
56	Bushmaster Firearms BCWA3F-16D Rifle	1	Caliber: 5.56 x 45 mm, Upper Receiver: Flattop (A3 style), Color: Black, Minimum Trigger pull weight, at break – 5.5 pounds	Defense of Human Life	Privately Purchased	30 years	Dependent on participation levels in the private purchase program	Purchasers responsibility
57	Bushmaster Firearms BCWA3F-16M4 Rifle	7	Caliber: 5.56 x 45 mm, Upper Receiver: Flattop (A3 style), Color: Black, Minimum Trigger pull weight, at break – 5.5 pounds	Defense of Human Life	Privately Purchased	30 years	Dependent on participation levels in the private purchase program	Purchasers responsibility
58	Bushmaster Firearms BCWA3F-16DM4 Rifle	1	Caliber: 5.56 x 45 mm, Upper Receiver: Flattop (A3 style), Color: Black, Minimum Trigger pull weight, at break – 5.5 pounds	Defense of Human Life	Privately Purchased	30 years	Dependent on participation levels in the private purchase program	Purchasers responsibility
59	Heckler and Koch MR556 Rifle	27	Caliber: 5.56 x 45 mm, Upper Receiver: Flattop (A3 style), Color: Black, Minimum Trigger pull weight, at break – 5.5 pounds	Defense of Human Life	Privately Purchased	30 years	Dependent on participation levels in the private purchase program	Purchasers responsibility
60	Colt Manufacturing LE6920 Rifle	411	Caliber: 5.56 x 45 mm, Upper Receiver: Flattop (A3 style), Color: Black, Minimum Trigger pull weight, at break – 5.5 pounds	Defense of Human Life	Privately Purchased	30 years	Dependent on participation levels in the private purchase program	Purchasers responsibility

Item#	Description	Quantity Possessed	Capabilities/Item Details	Purpose/Use	Purchase Cost per Item	Estimated Lifespan	Quantity Requested	Est. Yearly Maintenance Cost
61	Colt Manufacturing LE6940 Rifle	425	Caliber: 5.56 x 45 mm, Upper Receiver: Flattop (A3 style), Color: Black, Minimum Trigger pull weight, at break - 5.5 pounds	Defense of Human Life	Privately Purchased	30 years	Dependent on participation levels in the private purchase program	Purchasers responsibility
62	Colt Manufacturing LE6920 SOCOM Rifle	16	Caliber: 5.56 x 45 mm, Upper Receiver: Flattop (A3 style), Color: Black, Minimum Trigger pull weight, at break - 5.5 pounds	Defense of Human Life	Privately Purchased	30 years	Dependent on participation levels in the private purchase program	Purchasers responsibility
63	Colt Manufacturing LE6721 Rifle	27	Caliber: 5.56 x 45 mm, Upper Receiver: Flattop (A3 style), Color: Black, Minimum Trigger pull weight, at break - 5.5 pounds	Defense of Human Life	Privately Purchased	30 years	Dependent on participation levels in the private purchase program	Purchasers responsibility
64	Colt Manufacturing AR15A3 Rifle	2	Caliber: 5.56 x 45 mm, Upper Receiver: Flattop (A3 style), Color: Black, Minimum Trigger pull weight, at break - 5.5 pounds	Defense of Human Life	Privately Purchased	30 years	Dependent on participation levels in the private purchase program	Purchasers responsibility
65	Colt Manufacturing LT6720 Rifle	11	Caliber: 5.56 x 45 mm, Upper Receiver: Flattop (A3 style), Color: Black, Minimum Trigger pull weight, at break - 5.5 pounds	Defense of Human Life	Privately Purchased	30 years	Dependent on participation levels in the private purchase program	Purchasers responsibility
66	Colt Manufacturing LT6920R Rifle	5	Caliber: 5.56 x 45 mm, Upper Receiver: Flattop (A3 style), Color: Black, Minimum Trigger pull weight, at break - 5.5 pounds	Defense of Human Life	Privately Purchased	30 years	Dependent on participation levels in the private purchase program	Purchasers responsibility
67	Colt Manufacturing SP6920 Rifle	9	Caliber: 5.56 x 45 mm, Upper Receiver: Flattop (A3 style), Color: Black, Minimum Trigger pull weight, at break - 5.5 pounds	Defense of Human Life	Privately Purchased	30 years	Dependent on participation levels in the private purchase program	Purchasers responsibility
68	Colt Manufacturing SP6940 Rifle	53	Caliber: 5.56 x 45 mm, Upper Receiver: Flattop (A3 style), Color: Black, Minimum Trigger pull weight, at break - 5.5 pounds	Defense of Human Life	Privately Purchased	30 years	Dependent on participation levels in the private purchase program	Purchasers responsibility
69	Colt Manufacturing SPORTER Rifle	4	Caliber: 5.56 x 45 mm, Upper Receiver: Flattop (A3 style), Color: Black, Minimum Trigger pull weight, at break - 5.5 pounds	Defense of Human Life	Privately Purchased	30 years	Dependent on participation levels in the private purchase program	Purchasers responsibility
70	Colt Manufacturing LE6920 EPR Rifle	3	Caliber: 5.56 x 45 mm, Upper Receiver: Flattop (A3 style), Color: Black, Minimum Trigger pull weight, at break - 5.5 pounds	Defense of Human Life	Privately Purchased	30 years	Dependent on participation levels in the private purchase program	Purchasers responsibility
71	Smith and Wesson M&P 15 Rifle	25	Caliber: 5.56 x 45 mm, Upper Receiver: Flattop (A3 style), Color: Black, Minimum Trigger pull weight, at break - 5.5 pounds	Defense of Human Life	Privately Purchased	30 years	Dependent on participation levels in the private purchase program	Purchasers responsibility
72	Smith and Wesson M&P 15T Rifle	273	Caliber: 5.56 x 45 mm, Upper Receiver: Flattop (A3 style), Color: Black, Minimum Trigger pull weight, at break - 5.5 pounds	Defense of Human Life	Privately Purchased	30 years	Dependent on participation levels in the private purchase program	Purchasers responsibility

Item#	Description	Quantity Possessed	Capabilities/Item Details	Purpose/Use	Purchase Cost per Item	Estimated Lifespan	Quantity Requested	Est. Yearly Maintenance Cost
73	Smith and Wesson M&P 15TS Rifle	135	Caliber: 5.56 x 45 mm, Upper Receiver: Flattop (A3 style), Color: Black, Minimum Trigger pull weight, at break - 5.5 pounds	Defense of Human Life	Privately Purchased	30 years	Dependent on participation levels in the private purchase program	Purchasers responsibility
74	Smith and Wesson M&P 15X Rifle	40	Caliber: 5.56 x 45 mm, Upper Receiver: Flattop (A3 style), Color: Black, Minimum Trigger pull weight, at break - 5.5 pounds	Defense of Human Life	Privately Purchased	30 years	Dependent on participation levels in the private purchase program	Purchasers responsibility
75	Smith and Wesson M&P 15A Rifle	18	Caliber: 5.56 x 45 mm, Upper Receiver: Flattop (A3 style), Color: Black, Minimum Trigger pull weight, at break - 5.5 pounds	Defense of Human Life	Privately Purchased	30 years	Dependent on participation levels in the private purchase program	Purchasers responsibility
76	Benelli M4 Semi-Automatic Shotgun	430	Black oxide finish, 18.5-inch barrel with ghost ring sights, Modified choke, screw-in choke system, Stock constructed of synthetic material, black in color	Defense of Human Life	Privately Purchased	30 years	Estimated up to 250 (depending on participation levels in the private purchase program)	Purchasers responsibility

* Out of stock items that need to be purchased

Addenda III - Less-Lethal & Ammunition

Item#	Description	Quantity Possessed	Capabilities/Item Details	Purpose/Use	Purchase Cost per Item	Estimated Lifespan	Quantity Requested	Est. Yearly Maintenance Cost
1	Remington 870 Bean Bag Shotgun	601	Direct impact/target specific, Caliber: 12 Gauge. Five to 30 foot deployment range	Response to immediate threat to the safety of the officer or others	\$385.00	30 years	None	\$15,025.00
2	12-gauge Super Sock Bean Bag round CTS2581	25,269	Non-penetrating and upon striking the target distributes energy over a broad surface.	Ammunition for Bean Bag Shotgun	\$5.00	5 years	As needed to keep current stock	N/A
3	LMT 40mm single launcher 1425 Lewis Machine & Tool	893	40mm, single projectile launcher, expandable stock, 5' to 110' deployment range	Response to immediate threat to the safety of the officer or others	\$908.20	30 years	None	\$22,325.00
4	Defense Technology 40mm Sponge Baton eXact iMPact Round XM1006	21,910	Point of aim, point of impact, direct fired round with velocity of 325 fps	Ammunition for 40mm Less-Lethal Launcher	\$15.00	5 years	As needed to keep current stock	N/A
5	Defense Technology 37mm Single Launcher	133	5' or greater skip round deployment	Crowd dispersal after a dispersal order refusal.	\$908.20	30 years	None	\$3,325.00
6	37mm Multi-5 Foam Baton Round 3555 CTS	25,000	Fired at the ground (skip fired), Effective Range 40 feet, Velocity 300-350 fps	Ammunition for 37mm Launcher	\$15.97	5 years	As needed to keep current stock	N/A
7	Federal Laboratories Federal Flea-ball Grenade Model 519	960	Outdoor use grenade that holds approximately 1.6 oz. of active agent	Only used for the Gas House exposure for recruit training.	\$50.00	5 years	None	N/A
8	Defense Technology Flameless Tri-Chamber CS Canister Model F517CS	500	Delivers approximately .70 ounce of agent during its 20-25 seconds burn time	Only used for the Gas House exposure for recruit training.	\$50.00	5 years	None	N/A
9	Remington 870 Less-Lethal Shotgun	9	Used to deploy the 12 gauge-Starburst aerial NFD round, Magazine Capacity: 4 to 6 rounds	Used to deny suspect(s) entry to a specific area (i.e. bathroom for evidence destruction).	Approx. \$250.00	Approx. 20 years	None	50
10	ALS Technologies Sting Grenade ALSG101	17	Non-reusable rubber filled grenade filled with approx. eighty .45 caliber rubber balls. Expulsion of the rubber projectiles in a 360 degree radius.	Used to distract, momentarily disorient, and/or gain compliance of suspect within confined space or where other means would prove ineffective or an approach by officers could create an adverse suspect reaction.	Approx. \$32.30	Approx. 5 years when stored properly	As needed to maintain inventory between 10-25	See Page 15 of Military Equipment Report
11	TASER Shockwave	3	Electronic control device that uses neuromuscular incapacitation technology. Fires numerous XP Taser cartridges from a safe distance. 100 Meter standoff and 25 foot reach.	Response to immediate threat to the safety of officer or others	Unknown. No longer available.	Approx. 8-10 years	Replace as budget allows to maintain inventory	See Page 15 of Military Equipment Report

Item#	Description	Quantity Possessed	Capabilities/Item Details	Purpose/Use	Purchase Cost per Item	Estimated Lifespan	Quantity Requested	Est. Yearly Maintenance Cost
12	ALS Technologies Sting Grenade (CS) ALSG101CS	14	Non-reusable rubber filled grenade filled with approx. eighty .45 caliber rubber balls, surrounding an explosive charge, rubber projectiles dispersed 360 degrees	Distract, momentarily disorient, and/or gain compliance from suspect within confined space or where other means would prove ineffective or an approach by officers could create an adverse suspect reaction.	\$52.30	Approx. 5 years when stored properly	As needed to maintain inventory between 10-25	See Page 15 of Military Equipment Report
13	ALS Technologies Sting Grenade (OC) ALSG101OC	18	Non-reusable rubber filled grenade filled with approx. eighty .45 caliber rubber balls, surrounding an explosive charge, rubber projectiles dispersed 360 degrees	Distract, momentarily disorient, and/or gain compliance of suspect within confined space or where other means would prove ineffective or an approach by officers could create an adverse suspect reaction.	Approx. \$52.30	Approx. 5 years when stored properly	As needed to maintain inventory between 10-25	See Page 15 of Military Equipment Report
14	ALS Technologies Magnum Flash ALS1470	Approx. 40	Noise-flash diversion device, 185 DB and 10 Psi at 5 feet	Intended to distract or momentarily disorient a suspect upon tactical entry.	Approx. \$69.00	Approx. 5 years when stored properly	As needed to maintain inventory between 10-50	See Page 15 of Military Equipment Report
15	Defense Technology 40mm Sponge Baton eXact iImpact Round XM1006	Approx. 1,032	Point of aim, point of impact, direct fired round with velocity of 325 fps	Ammunition for 40mm Less-Lethal Launcher	\$15.00	5 years	As needed to maintain inventory between 1,000-3,000	See Page 15 of Military Equipment Report
16	Penn Arms 40mm Multi-Launcher PGL65-40	11	Delivery system for 40mm direct impact less-lethal projectiles. Pump action 6 projectile launcher.	Response to immediate threat to the safety of the officer or others	Approx. \$3,727.00	15 years	None	See Page 15 of Military Equipment Report
17	Defense Technology SpedeHeat Continuous Discharge (F555CS)	Approx. 28	Less-lethal irritant, Active Agent: CN / CS 2.9 ounce Discharge Time: 30 - 40 seconds	Deployed into structures to entice armed barricaded suspect(s) to surrender.	Approx. \$45.00	Approx. 5 years when stored properly	As needed to maintain inventory between 10-30	See Page 15 of Military Equipment Report
18	Defense Technology Flameless Tri-Chamber C/S (517CS)	79	Less-Lethal irritant, Active Agent: CN / CS 0.70 ounce Discharge Time: 30 - 40 seconds	Deployed into structures to entice armed barricaded suspect(s) to surrender.	Approx. \$34.81	Approx. 5 years when stored properly	As needed to maintain inventory between 50-100	See Page 15 of Military Equipment Report
19	Defense Technology Flameless Expulsion O/C (T-160C)	25	Less-lethal irritant in handheld canister, Active Agent: CN/CS 0.16 ounce and OC 0.02 ounce Discharge Time: 3 seconds	Deployed into structures to entice armed barricaded suspect(s) to surrender.	Approx. \$32.00	Approx. 5 years when stored properly	As needed to maintain inventory between 10-50	See Page 15 of Military Equipment Report
20	Defense Technology Less-lethal gas Tactical Pocket Grenade (T509CS)	Approx. 129	Less-lethal irritant, Active Agent: CN / CS 3.2 ounce, Discharge Time: CS/Smoke 20 - 30 seconds	Deployed into structures to entice armed barricaded suspect(s) to surrender. For additional safety measures, this device is delivered in a "Tomahawk" or "Spike."	Approx. \$28.00	Approx. 5 years when stored properly	As needed to maintain inventory between 50-300	See Page 15 of Military Equipment Report
21	Penn Arms 37mm Sage Multi-launcher	8	Delivery system for 37mm direct impact plastic baton rounds, Cylinder Capacity: 6 rounds	Response to immediate threat to the safety of officer or others	Approx. \$2,700	15 years	None	See Page 15 of Military Equipment Report
22	Remington 870 Bean Bag Shotgun	103	Direct impact/target specific, Caliber: 12 Gauge, Five to 30 foot deployment range	Response to immediate threat to the safety of officer or others	\$385.00	30 years	None	See Page 15 of Military Equipment Report

Item#	Description	Quantity Possessed	Capabilities/Item Details	Purpose/Use	Purchase Cost per Item	Estimated Lifespan	Quantity Requested	Est. Yearly Maintenance Cost
23	12-gauge Super Sock Bean Bag round CTS2581	Approx. 850	Non-penetrating and upon striking the target distributes energy over a broad surface.	Ammunition for Bean Bag Shotgun	\$5.00	5 years	As needed to maintain inventory between 500-3,000	See Page 15 of Military Equipment Report
24	LAPD-Metro Armory Gas Spike (reloadable canisters)	2	Delivery system for Tactical Pocket Grenade. Driven through a barrier and the gas is expelled through openings in the pointed end.	Deployed into structures to entice armed barricaded suspect(s) to surrender. Increases safety during use of Tactical Pocket Grenade.	Approx. \$21.95	Approx. 20 years	Replace as budget allows to maintain inventory	See Page 15 of Military Equipment Report
25	Thomas-Covina Gas Tomahawk (reloadable canisters)	15	Delivery system for Tactical Pocket Grenade. Dropped or thrown into a structure and the gas is expelled through openings in the side.	Deployed into structures to entice armed barricaded suspect(s) to surrender. Increases safety during use of Tactical Pocket Grenade.	Approx. \$435.00	Approx. 20 years	Replace as budget allows to maintain inventory	See Page 15 of Military Equipment Report
26	Penn Arms 37 mm Gas Multi-Launcher	4	Delivery system for the Ferret 37mm Barricade penetrators (OC & CS). Cylinder Capacity: 6 Rounds	Deployed into structures to entice armed barricaded suspect(s) to surrender.	Approx. \$2,700.00	15 years	None	See Page 15 of Military Equipment Report
27	Starburst 2596 Area Denial Device Combined-Tactical Systems, Inc.	Approx. 104	A metallic-based area denial device. The cartridge is fired from a 12-gauge Remington shotgun and produces incendiary flash with low flammability.	Intended to deter the destruction of evidence by denying access or creating a noise-flash diversion.	Approx. \$1.70	Approx. 5 years when stored properly	As needed to maintain inventory between 100-200	See Page 15 of Military Equipment Report
28	Sage Control Ordnance, Inc. Sage KO1 Impact Baton	80	37mm plastic baton round, Velocity: 240 fps, Maximum Effective Range: 108.9 yards	Response to immediate threat to the safety of officer or others	Approx. \$24.00	Approx. 5 years when stored properly	Replace as budget allows to maintain inventory	See Page 15 of Military Equipment Report
29	Defense Technology Liquid Ferret Gas 40mm Barricade Penetrator C/S	Approx. 779	Effective Range: 50 - 200 yards Velocity: 450 fps, Active Agent: CS 0.28 ounce. Instantaneous discharge	Deployed into structures to entice armed barricaded suspect(s) to surrender.	Approx. \$24.50	Approx. 5 years when stored properly	As needed to maintain inventory between 500-1,000	See Page 15 of Military Equipment Report
30	Defense Technology Liquid Ferret Gas 40mm Barricade Penetrator O/C	Approx. 849	Effective Range: 50-200 yards. Velocity: 450 fps, Active Agent: OC 0.16 ounce. Instantaneous discharge	Deployed into structures to entice armed barricaded suspect(s) to surrender.	Approx. \$24.50	Approx. 5 years when stored properly	As needed to maintain inventory between 500-1,000	See Page 15 of Military Equipment Report
31	37mm Multi-5 Foam Baton Round 3555 CTS	Approx. 600	Fired at the ground (skip fired), Effective Range 40 feet, Velocity 300-350 fps	Ammunition for 37mm Launcher	\$15.97	5 years	As needed to maintain inventory between 500-3,000	See Page 15 of Military Equipment Report
32	Defense Technology 37mm Single Launcher	32	5' or greater skip round deployment	Crowd dispersal after a dispersal order refusal.	\$908.20	30 years	None	See Page 15 of Military Equipment Report
33	Defense Technology 40mm Single Launcher Single-Launcher	112	Launcher for 40mm exact impact sponge baton round ammunition.	Crowd dispersal after a dispersal order refusal.	Approx. \$250.00	30 years	None	See Page 15 of Military Equipment Report
34	ALS Technologies Multi-Blast Diversion Munition ALDS450	Approx. 27	Single use multi-blast stun munition that produces approx. 170 dB at 5 feet, and emits 2-4 million candela. Each of the seven submunitions has altered delay times.	Noise-flash diversion device intended to distract or momentarily disorient a suspect upon tactical entry.	Approx. \$51.00	Approx. 5 years when stored properly	As needed to maintain inventory between 10-30	See Page 15 of Military Equipment Report

Item#	Description	Quantity Possessed	Capabilities/Item Details	Purpose/Use	Purchase Cost per Item	Estimated Lifespan	Quantity Requested	Est. Yearly Maintenance Cost
35	Defense Technology Noise Flash Distraction Device 12-gram reload with Low Roll body	Approx. 1,680	Produces 175 dB of sound output at 5 feet and 6-8 million candelas for 10 milliseconds. Reloadable with hex design that limits movement.	Noise-flash diversion device intended to distract or momentarily disorient a suspect upon tactical entry.	Approx. \$25.00	Approx. 5 years when stored properly	As needed to maintain inventory between 1,000-4,000	See Page 15 of Military Equipment Report
36	Defense Technology Training Noise Flash Distraction Device with Low Roll body	250	A replica used for training. The body is powder coated military training blue to be distinguished from operational devices.	Noise-flash diversion device deployed during tactical training scenarios and exercises.	Approx. \$25.00	Approx. 5 years when stored properly	As needed to maintain inventory between 150-250	See Page 15 of Military Equipment Report
37	Defense Technology SpedeHeat Continuous Discharge Gas (F555CS)	18	Less Lethal irritant, Active Agent: CS 2.9 ounce, Discharge Time: 30 - 40 seconds	Deployed into structures to entice armed barricaded suspect(s) to surrender.	Approx. \$45.00	Approx. 5 years when stored properly	Replace as budget allows to maintain inventory	See Page 15 of Military Equipment Report
38	Lantern Thomas-Covina Gas Burnsafe	1	Steel Delivery system for SpedeHeat (F555). The Lantern reduces the risk of fire from the Hot Gas canister.	Deployed into structures to entice armed barricaded suspect(s) to surrender.	Approx. \$800.00	20 years	Replace as budget allows to maintain inventory	See Page 15 of Military Equipment Report
39	Thomas-Covina Mini Burnsafe	2	Aluminum tear gas delivery system	Deployed into structures to entice armed barricaded suspect(s) to surrender.	Approx. \$165.00	10 years	Replace as budget allows to maintain inventory	See Page 15 of Military Equipment Report
40	Defense Technology 37mm Single Launcher with 517CS adapter	30	37mm launcher equipped with barrel adapter that enables it to fire a single flameless tri-chamber (517CS) canister.	Deployed into structures to entice armed barricaded suspect(s) to surrender.	Approx. \$250.00	15 years	Replace as budget allows to maintain inventory	See Page 15 of Military Equipment Report
41	Gas System/ Barrier Penetrator	1	Optional accessory for BEAR armor vehicle to penetrate structure and deploy gas.	Deployed into structures to entice armed barricaded suspect(s) to surrender.	Included in BEAR vehicle cost	10 years	Replace as budget allows to maintain inventory	See Page 15 of Military Equipment Report
42	Defense Technology Riot Control Continuous Discharge Gas (1082)	Approx. 3	Active Agent OC 0.88 ounce and CN/CS 2.70 ounce, Discharge Time 20 - 40 Seconds	Deployed into structures to entice armed barricaded suspect(s) to surrender.	Approx. \$28.00	Approx. 5 years when stored properly	As needed to maintain inventory between 1-10	See Page 15 of Military Equipment Report
43	Defense Technology MK46 Aerosol Gas Projector	Approx. 4	46 ounce MK-46 canister delivering 26 short bursts of OC at an effective range of 25-30 ft	Deployed into structures to entice armed barricaded suspect(s) to surrender.	Approx. \$336.00	Approx. 5 years when stored properly	As needed to maintain inventory between 1-5	See Page 15 of Military Equipment Report
44	Combined Tactical Systems Baffled Canister Grenade C/S Gas	124 with 284 launching cartridges	Fuze: Model 201, Discharge Time: 20-40seconds	Deployed into structures to entice armed barricaded suspect(s) to surrender.	Approx. \$39.50	Approx. 5 years when stored properly	As needed to maintain inventory between 200-250	See Page 15 of Military Equipment Report
45	ALS Blast Dispersion OC Powder (AL.S2362)	Approx. 30	Fuze M201A1 Mil-Spec, OC Discharge Time Instantaneous, effective when there may be a fire hazard	Used to fill a space with irritants or inflammatory agents to entice subject(s) to surrender	Approx. \$22.00	Approx. 5 years when stored properly	As needed to maintain inventory between 60-200	See Page 15 of Military Equipment Report
46	Defense Technology Tactical Pocket Grenade (T509OC)	Approx. 131	Fuze: M201A1 Type, Active Agent: OC, Discharge Time: OC/Smoke 20 - 30 seconds	Deployed into structures to entice armed barricaded suspect(s) to surrender.	Approx. \$28.00	Approx. 5 years when stored properly	As needed to maintain inventory between 50-300	See Page 15 of Military Equipment Report

Item#	Description	Quantity Possessed	Capabilities/Item Details	Purpose/Use	Purchase Cost per Item	Estimated Lifespan	Quantity Requested	Est. Yearly Maintenance Cost
47	Defense Technology Flameless Tri-Chamber OC	98	Fuze: M201A1 Type, Active Agent: OC, Discharge Time: OC/Smoke 30 - 40 seconds 40mm, single projectile launcher, expandable stock, 5' to 110' deployment range	Deployed into structures to entice armed barricaded suspect(s) to surrender.	Approx. \$34.81	Approx. 5 years when stored properly	As needed to maintain inventory between 50-100	See Page 15 of Military Equipment Report
48	LMT 40mm single launcher I425 Lewis Machine & Tool	150	40mm, single projectile launcher, range	Response to immediate threat to the safety of the officer or others.	\$908.20	30 years	None	See Page 15 of Military Equipment Report
49	Penn Arms 40mm Multi-Launcher L540-3	11	40mm 6 projectile launcher, Higher impact per pound, which means you need to present less rounds	Response to immediate threat to the safety of the officer or others.	Approx. \$3,727.00	15 years	8	See Page 15 of Military Equipment Report
50	LRAD 100X, LRAD Corporation Audio Speaker System	1	Portable Hailing System with maximum range of 250 meters over 88 dB of background noise	Rapidly Deployable Public Safety Notification System for applications requiring advanced mobile mass notification	Approx. \$8,000.00	Approx. 10 years	1	See Page 15 of Military Equipment Report
51	DT OC Aerosol Grenade Fogger, Def Tec Part No. 56854	Approx. 30	Non-pyrotechnic instantaneous initiated aerosol grenade with 1.3% Major Capsaicinoids that works in areas of up to 25,000 cubic feet	Used to fill a space with irritants or inflammatory agents to entice subject(s) to surrender	Approx. \$18.00	5 years	As needed to maintain inventory between 60-200	See Page 15 of Military Equipment Report
52	DT OC Vapor Aerosol Grenade, Def Tec Part No. 1056	Approx. 100	Active Agent OC .7% Major Capsaicinoids, Discharge Time 1-5 Seconds, Delivers a high concentration of Oleoresin Capsicum in a powerful mist.	Used to fill a space with irritants or inflammatory agents to entice subject(s) to surrender	Approx. \$27.00	Approx. 5 years when stored properly	As needed to maintain inventory between 60-200	See Page 15 of Military Equipment Report
53	DT Instantaneous Blast Grenade, Def Tec Part No. OC 1040, CN 1041, CS 1042, P 1043	Approx. 40	Active Agent OC 0.33 ounce and CN/CS 1.5 ounce, Powder is expelled that splits the canister at six (6) machined groves on the outside surface.	Used to fill a space with irritants or inflammatory agents to entice subject(s) to surrender	Approx. \$25.00	Approx. 5 years when stored properly	As needed to maintain inventory between 60-200	See Page 15 of Military Equipment Report
54	Defense Technology DT MK9 Aerosol Projector Part 178.33a	Approx. 18	Portable, hand-held, lightweight gas delivery system	Used to fill a space with irritants or inflammatory agents to entice subject(s) to surrender	Approx. \$37.00	Approx. 5 years when stored properly	As needed to maintain inventory between 30-100	See Page 15 of Military Equipment Report
55	Fabrique Nationale d'Herstal FN303 Less-Lethal Launcher	1	Delivery system for .68 caliber direct impact, less-lethal projectiles, Magazine capacity: 15 projectiles	Currently awaiting release of Tactics Directive prior to use.	Approx. \$1,200.00	Approx. 10 years	12	See Page 15 of Military Equipment Report
56	Fabrique Nationale d'Herstal FN303 Less-Lethal Launcher	11	Delivery system for .68 caliber direct impact, less-lethal projectiles, Magazine capacity: 15 projectiles	Currently awaiting release of Tactics Directive prior to use.	\$1,005.00	Approx. 10 years	0	\$2,500.00
57	Fabrique Nationale d'Herstal Clear Impact FN303 Projectile	0*	Caliber .68, Fin-stabilized polystyrene body, Non-toxic bismuth forward payload, Color coded rear payload, 50 meters effective range, 100 meters maximum range	Ammunition for FN303 launcher for Metro personnel intended for training, point-specific impact or suspect distraction.	\$3.47	Approx. 5 years when stored properly	Establish and maintain inventory between 300-1,800	See Page 15 of Military Equipment Report
58	Fabrique Nationale d'Herstal Washable Paint FN303 Projectile	0*	Caliber .68, Fin-stabilized polystyrene body, Non-toxic bismuth forward payload, Color coded rear payload, 50 meters effective range, 100 meters maximum range	Ammunition for FN303 launcher for Metro personnel intended for training and marking suspects and objects with a washable colorant.	\$4.37	Approx. 5 years when stored properly	Establish and maintain inventory between 300-1,800	See Page 15 of Military Equipment Report

Item#	Description	Quantity Possessed	Capabilities/Item Details	Purpose/Use	Purchase Cost per Item	Estimated Lifespan	Quantity Requested	Est. Yearly Maintenance Cost
59	Fabrique Nationale d'Herstal Indelible Paint FN303 Projectile	0*	Caliber .68, Fin-stabilized polystyrene body, Non-toxic bismuth forward payload, Color coded rear payload, 50 meters effective range, 100 meters maximum range	Ammunition for FN303 launcher for Metro personnel intended for marking suspects and objects with an indelible colorant for later identification, arrest or questioning.	\$4.37	Approx. 5 years when stored properly	Establish and maintain inventory between 300-1,800	See Page 15 of Military Equipment Report
60	Fabrique Nationale d'Herstal PAVA/OC FN303 Projectile	0*	Caliber .68, Fin-stabilized polystyrene body, 50 meters effective range, 100 meters maximum range, active ingredient is 0.5% PAVA/OC in a powder form	Ammunition for FN303 launcher for Metro personnel intended as an irritant for individual suspects, point-specific targets or small-area denial.	\$4.37	Approx. 5 years when stored properly	Establish and maintain inventory between 300-1,800	See Page 15 of Military Equipment Report
61	Fabrique Nationale d'Herstal Inert Powder FN303 Projectile	0*	Caliber .68, Fin-stabilized polystyrene body, 50 meters effective range, 100 meters maximum range, contains a simulated irritant powder	Ammunition for FN303 launcher for Metro personnel intended for training.	\$3.47	Approx. 5 years when stored properly	Establish and maintain inventory between 300-1,800	See Page 15 of Military Equipment Report
62	Combined Tactical Systems Flameless Expulsion Canister Grenade 5440 Baffled Canister Grenade C/S	0*	Gas canister deployed in armored vehicle barrier penetrator, Fuze: Model 201, Discharge Time: 20-40 seconds	Deployed into structures to entice armed barricaded suspect(s) to surrender.	Approx. \$45.00	Approx. 5 years when stored properly	Establish and maintain inventory between 200-250	See Page 15 of Military Equipment Report

* New items being requested

Addenda IV - Breaching Equipment

Item#	Description	Quantity Possessed	Capabilities/Item Details	Purpose/Use	Purchase Cost per Item	Estimated Lifespan	Quantity Requested	Est. Yearly Maintenance Cost
1	Metal breaching device, Rip Ram (2) Piece	1	Capable of forcing entry into fortified locations, requires two people for use	Breaching Tool	\$500.00	25+ years	None	N/A
2	CTS 201FB Noise Flash Distraction Device Training Fuze used with CTS 7290MT Training system	76	Training Aid/audible output 147db at 5 feet	Diversionary/Distracton Devices	\$15.95	5 years	50	N/A
3	Noise Flash Distraction/Diversion Device (NFDD), Model CTS 7290M	52	Audible output 180db with 6-8 million camdela of light	Diversionary/Distracton Devices	\$45.00	5 years	25	N/A
4	Remington 870 Breaching Shotgun	77	Deployed to disrupt door hinges and barriers.	Used by SWAT and K9 personnel to expediate breaching for dynamic style entries.	Approx. \$250.00	20 years	None	See Page 17 of Military Equipment Report
5	ALS Technologies SPEAR (Sudden Penetration/ distraction Entries Areas Rooms)	3	Delivery system for Bore Thunder cartridge mounted on shotgun. Directs signature upwards to minimize risk. Capable of rake and break, banging, and breaking through walls.	Intended to deter the destruction of evidence by denying access or creating a noise-flash diversion.	Approx. \$285.00	Approx. 50 years	Replace as budget allows to maintain inventory	See Page 17 of Military Equipment Report
6	ALS Technologies Bore Thunder Cartridge ALS1208	50	A gelatin-based area denial device. 12 gauge cartridge produces concussion of 182 DB. Lower flammability than star burst round. Loadable with gas.	Intended to deter the destruction of evidence by denying access or creating a noise-flash diversion.	Approx. \$7.00	Approx. 5 years when stored properly	As needed to maintain inventory between 40-200	See Page 17 of Military Equipment Report
7	ALS Technologies Tactical Blast Strip ALS T460	Approx. 22	Noise-flash diversion device that does not require a breach or physical entry before deployment. 175 DB and 5 Psi at 7 feet. Electrically detonated by command only and can be pre staged.	Intended to distract or momentarily disorient a suspect upon tactical entry. Reserved for life-saving or rescue missions where additional diversions are required for safety.	Approx. \$51.00	Approx. 5 years when stored properly	As needed to maintain inventory between 10-50	See Page 17 of Military Equipment Report
8	12 Gauge Breaching Royal Arms Shotgun Ammunition	Approx. 250	Fragible Copper/s70 steel door round (750 grain) and Frangible Copper/s40 solid wood door round (420 grain)	Breaching shotgun ammunition used by SWAT and K9 Personnel.	Approx. \$10.00	Approx. 5 years when stored properly	As needed to maintain inventory between 250-1,200	See Page 17 of Military Equipment Report
9	Hydraulic Rescue System HRS Ogura	3	Interchangeable tools (Head-units, shear, cutter, spreader, and others) are attached and quickly exchanged at the unique coupling system.	Hand-held, portable, hydraulic system used to expedite breaching during a tactical situation.	Approx. \$4,700.00	Approx. 10 years	Replace as budget allows to maintain inventory	See Page 17 of Military Equipment Report
10	78-inch Rigid, 4 Strand (Sun Products Blasting CO	4	Built in-house; Ridged channeled wood to accommodate 4 strands of 50 gr Det cord (.33 lbs. of net explosive weight)	Breach a structure using the minimal amount explosive materials in order to achieve 100% penetration	Approx. \$150.00	Approx. 2 years	Replace as budget allows to maintain inventory	See Page 17 of Military Equipment Report

Item#	Description	Quantity Possessed	Capabilities/Item Details	Purpose/Use	Purchase Cost per Item	Estimated Lifespan	Quantity Requested	Est. Yearly Maintenance Cost
11	78-inch rigid, 3 Strand Sun Products Blasting CO	4	Built in-house; Ridged channeled wood to accommodate 3 strands of 50 gr Det cord (.25 lbs. of net explosive weight)	Breach a structure using the minimal amount explosive materials in order to achieve 100% penetration	Approx. \$150.00	Approx. 2 years	Replace as budget allows to maintain inventory	See Page 17 of Military Equipment Report
12	78-inch rigid, 2 Strand Sun Products Blasting CO	4	Built in-house; Ridged channeled wood to accommodate 2 strands of 50 gr Det cord (.17 lbs. of net explosive weight)	Breach a structure using the minimal amount explosive materials in order to achieve 100% penetration	Approx. \$150.00	Approx. 2 years	Replace as budget allows to maintain inventory	See Page 17 of Military Equipment Report
13	78-inch rigid, 1 Strand Sun Products Blasting CO	4	Built in-house; Ridged channeled wood to accommodate 1 strand of 50 gr Det cord (.10 lbs. of net explosive weight)	Breach a structure using the minimal amount explosive materials in order to achieve 100% penetration	Approx. \$150.00	Approx. 2 years	Replace as budget allows to maintain inventory	See Page 17 of Military Equipment Report
14	Det Cord Roll, 4 Strand Sun Products Blasting CO	4	Built in-house; Ridged channeled wood to accommodate 4 strands of 50 gr Det cord (.33 lbs. of net explosive weight)	Breach a structure using the minimal amount explosive materials in order to achieve 100% penetration	Approx. \$150.00	Approx. 2 years	Replace as budget allows to maintain inventory	See Page 17 of Military Equipment Report
15	Det Cord Roll, 3 Strand Sun Products Blasting CO	4	Built in-house; Ridged channeled wood to accommodate 3 strands of 50 gr Det cord (.25 lbs. of net explosive weight)	Breach a structure using the minimal amount explosive materials in order to achieve 100% penetration	Approx. \$150.00	Approx. 2 years	Replace as budget allows to maintain inventory	See Page 17 of Military Equipment Report
16	Det Cord Roll, 2 Strand Sun Products Blasting CO	4	Built in-house; Ridged channeled wood to accommodate 2 strands of 50 gr Det cord (.17 lbs. of net explosive weight)	Breach a structure using the minimal amount explosive materials in order to achieve 100% penetration	Approx. \$150.00	Approx. 2 years	Replace as budget allows to maintain inventory	See Page 17 of Military Equipment Report
17	Det Cord Roll, 1 Strand Sun Products Blasting CO	4	Built in-house; Ridged channeled wood to accommodate 1 strand of 50 gr Det cord (.10 lbs. of net explosive weight)	Breach a structure using the minimal amount explosive materials in order to achieve 100% penetration	Approx. \$150.00	Approx. 2 years	Replace as budget allows to maintain inventory	See Page 17 of Military Equipment Report
18	12-inch strip, 2 Strand Sun Products Blasting CO	8	Built in-house; 12-inch strip of 2 strands of 50 gr Det cord (.05 lbs. of net explosive weight)	Breach a structure using the minimal amount explosive materials in order to achieve 100% penetration	Approx. \$100.00	Approx. 2 years	Replace as budget allows to maintain inventory	See Page 17 of Military Equipment Report
19	28-inch rubber push charge, 2 Strand Sun Products Blasting CO	3	Built in-house; 28-inch strip of channeled rubber with 2 strands of 50 gr Det cord (.10 lbs. of net explosive weight)	Breach a structure using the minimal amount explosive materials in order to achieve 100% penetration	Approx. \$150.00	Approx. 2 years	Replace as budget allows to maintain inventory	See Page 17 of Military Equipment Report
20	Slider Strip Charge, 2 Strand Sun Products Blasting CO	4	Built in-house; 8-inch strip of channeled wood with 2 strands of 50 gr Det cord (.22 lbs. of net explosive weight)	Breach a structure using the minimal amount explosive materials in order to achieve 100% penetration	Approx. \$150.00	Approx. 2 years	Replace as budget allows to maintain inventory	See Page 17 of Military Equipment Report
21	Det Cord Roll, 1 Strand Sun Products Blasting CO	40 feet (2000 gr total)	40-feet of loose 50 gr Det cord (2000 gr total)	Breach a structure using the minimal amount explosive materials in order to achieve 100% penetration	Approx. \$200.00	Approx. 2 years	Replace as budget allows to maintain inventory	See Page 17 of Military Equipment Report

Item#	Description	Quantity Possessed	Capabilities/Item Details	Purpose/Use	Purchase Cost per Item	Estimated Lifespan	Quantity Requested	Est. Yearly Maintenance Cost
22	FE101 Center Punch Initiator, Fett USA	25	Black Anodized Handle with Dual Head Adaptor, Single Head Adaptor, Spring Loaded Center Punch and Lanyard End Cap	Breach a structure using the minimal amount explosive materials in order to achieve 100% penetration	Approx. \$197.00	Approx. 5 years	Replace as budget allows to maintain inventory	See Page 17 of Military Equipment Report
23	Blazing Cap, NONEL MS 1.1B, Sun Products Blasting CO	220	Nonelectric delay detonator with a High Strength detonator attached to one end and the other end sealed. A J-hook provides means of connection to detonating cord.	Breach a structure using the minimal amount explosive materials in order to achieve 100% penetration	Approx. \$6.00	Approx. 5 years	As needed to maintain inventory between 100-500	See Page 17 of Military Equipment Report

Addenda V - Training Requirement

Item#	Description	Required Training
<i>I - Vehicles</i>		
1	2002 Freightliner M Line, Mobile 1, Shop 20006	Emergency Vehicle Operations Course (EVOC), Commercial Driver's License
2	2010 Oshkosh, Mobile 3, Shop 80163	Emergency Vehicle Operations Course (EVOC), Commercial Driver's License
3	2011 Peterbuilt 587, Tractor for Mobile 3, Shop 80217	Emergency Vehicle Operations Course (EVOC), Commercial Driver's License
4	2009 Freightliner M2106, Pegasus, Shop 80151	Emergency Vehicle Operations Course (EVOC), Commercial Driver's License
5	2007 Freightliner M Line, Mobile 9, Shop 80065	Emergency Vehicle Operations Course (EVOC), Commercial Driver's License
6	2009 Caterpillar TL1255 BATCAT, Bomb Assessment Tactical Counter Assault Tool, Shop 80942	Class VII, Forklift Operator License
7	Andros F6B remote robotic ground vehicle	Hazardous Devices School (HDS) Training and additional Certified Bomb Technician Training
8	Andros Titus remote robotic ground vehicle	Hazardous Devices School (HDS) Training and additional Certified Bomb Technician Training
9	Qinetiq Talon remote robotic ground vehicle	Hazardous Devices School (HDS) Training and additional Certified Bomb Technician Training
10	DJI, Matrice, 300 RTK, Small Unmanned Aerial System	Federal Aviation Administration (FAA), Remote Pilot In Command (RPIC)
11	1999 Mighty 36 Mighty Mover Trailer, Shop 50830	Emergency Vehicle Operations Course (EVOC), Basic California Driver's License.
12	1999 Mighty 36 Mighty Mover Trailer, Shop 50832	Emergency Vehicle Operations Course (EVOC), Basic California Driver's License.
13	2006 Pierce HDR Walkin, Bomb Assessment Truck, Shop No. 21150	Emergency Vehicle Operations Course (EVOC), Commercial Driver's License
14	2003 Mathews Mobile Command, Shop No. 20066	Emergency Vehicle Operations Course (EVOC), Commercial Driver's License
15	2001 GMC Mattman, Shop No. 20002	Emergency Vehicle Operations Course (EVOC), Basic California Driver's License.
16	2004 GMC Mattman, Shop No. 20011	Emergency Vehicle Operations Course (EVOC), Basic California Driver's License.
17	2001 GMC CP31442, Shop No. 21288	Emergency Vehicle Operations Course (EVOC), Basic California Driver's License.
18	2008 Pierce Commander, Shop No. 80084	Emergency Vehicle Operations Course (EVOC), Basic California Driver's License.
19	2008 Pierce Commander, Shop No. 80087	Emergency Vehicle Operations Course (EVOC), Basic California Driver's License.
20	2008 Pierce Commander, Shop No. 80088	Emergency Vehicle Operations Course (EVOC), Basic California Driver's License.
21	2004 GMC Mattman, Shop No. 20009	Emergency Vehicle Operations Course (EVOC), Basic California Driver's License.
22	2008 Pierce Commander, Shop No. 80086	Emergency Vehicle Operations Course (EVOC), Basic California Driver's License.
23	2004 GMC Mattman, Shop No. 20010	Emergency Vehicle Operations Course (EVOC), Basic California Driver's License.
24	2002 GMC Mattman, Shop No. 20004	Emergency Vehicle Operations Course (EVOC), Basic California Driver's License.
25	2009 GMC Mattman, Shop No. 80194	Emergency Vehicle Operations Course (EVOC), Basic California Driver's License.
26	2002 GMC Mattman, Shop No. 20005	Emergency Vehicle Operations Course (EVOC), Basic California Driver's License.

27	2004 GMC Mattman, Shop No. 20013	Emergency Vehicle Operations Course (EVOC), Basic California Driver's License.
28	2004 GMC Mattman, Shop No. 20012	Emergency Vehicle Operations Course (EVOC), Basic California Driver's License.
29	2004 GMC Mattman, Shop No. 20007	Emergency Vehicle Operations Course (EVOC), Basic California Driver's License.
30	2002 GMC Mattman, Shop No. 20003	Emergency Vehicle Operations Course (EVOC), Basic California Driver's License.
31	2004 GMC Mattman, Shop No. 20014	Emergency Vehicle Operations Course (EVOC), Basic California Driver's License.
32	2008 Pierce Commander, Shop No. 80085	Emergency Vehicle Operations Course (EVOC), Basic California Driver's License.
33	2009 GMC Mattman, Shop No. 80193	Emergency Vehicle Operations Course (EVOC), Basic California Driver's License.
34	2004 GMC Mattman, Shop No. 20008	Emergency Vehicle Operations Course (EVOC), Basic California Driver's License.
35	1997 GMC Mattman, Shop No. 02061	Emergency Vehicle Operations Course (EVOC), Basic California Driver's License.
36	2000 GMC Mattman, Shop No. 20001	Emergency Vehicle Operations Course (EVOC), Basic California Driver's License.
37	Parrot, Anafi, small Unmanned Aerial System, Anafi UAS model	Federal Aviation Administration (FAA), Remote Pilot In Command (RPIC) Part 107
38	Parrot, Anafi, small Unmanned Aerial System, Anafi Extended model	Federal Aviation Administration (FAA), Remote Pilot In Command (RPIC) Part 107
39	2003 Lenco Rescue 1 B.E.A.R. (Ballistically Engineered Armored Rescue Vehicle) Shop No. 39648	Emergency Vehicle Operations Course (EVOC), Commercial Driver's License
40	2005 Lenco Rescue 2 B.E.A.R. (Ballistically Engineered Armored Rescue Vehicle) Shop No. 39739	Emergency Vehicle Operations Course (EVOC), Basic California Driver's License.
41	2017 Lenco Rescue 3 B.E.A.R. (Ballistically Engineered Armored Rescue Vehicle) Shop No. 80988	Emergency Vehicle Operations Course (EVOC), Basic California Driver's License.
42	2008 Lenco Rescue 4 B.E.A.R. (Ballistically Engineered Armored Rescue Vehicle) Shop No. 80115	Emergency Vehicle Operations Course (EVOC), Basic California Driver's License.
43	2006 Pierce HDR Walkin Shop No. 21474	Emergency Vehicle Operations Course (EVOC), Commercial Driver's License
44	2002 Ford Excursion (Armored) Shop No. 04045	Emergency Vehicle Operations Course (EVOC), Basic California Driver's License.
45	2003 Ford Excursion (Armored) Shop No. 04208	Emergency Vehicle Operations Course (EVOC), Basic California Driver's License.
46	Robotics Throwbot XT Recon Robotics	SWAT Basic Course
47	Robotics Pointman Applied Research Associates	SWAT Basic Course
48	Robotics Caliber T5 ICOR Technology	SWAT Basic Course
49	Robotics Irobot / FirstLook Endeavor Robotics	SWAT Basic Course

50	2019 Lenco Rescue 3 B.E.A.R. (Ballistically Engineered Armored Rescue Vehicle), Shop No. 80941	Emergency Vehicle Operations Course (EVOC), Basic California Driver's License.
51	2008 Pierce HDR Walkin, Dive Truck, Shop No. 80076	Emergency Vehicle Operations Course (EVOC), Commercial Driver's License
52	ICOR Technology Robotics Mini Caliber	SWAT Basic Course
53	DJI Matrice 210, Unmanned Aerial System	Federal Aviation Administration (FAA), Remote Pilot In Command (RPIC)
54	DJI Mavric 2, Unmanned Aerial System	Federal Aviation Administration (FAA), Remote Pilot In Command (RPIC)
55	DJI Mavric Air 2, Unmanned Aerial System	Federal Aviation Administration (FAA), Remote Pilot In Command (RPIC)
56	Boston Dynamics SPOT Robot	SWAT Basic Course
57	Tactical Fabrication TacCat 259D Compact Track Loader	Emergency Vehicle Operations Course (EVOC), Basic California Driver's License.
58	Lenco BearCat Tactical SUV	Emergency Vehicle Operations Course (EVOC), Basic California Driver's License.
II - Firearms & Ammunition		
1	Bolt Action Rifle/22 IR	Certified bomb technicians receive specific training as delineated in the Bomb Squad Standard Operating Guidelines.
2	Bolt Action Rifle/.308	Certified bomb technicians receive specific training as delineated in the Bomb Squad Standard Operating Guidelines.
3	.22 Caliber Ammunition	Certified bomb technicians receive specific training as delineated in the Bomb Squad Standard Operating Guidelines.
4	.308 frangible ammunition	Certified bomb technicians receive specific training as delineated in the Bomb Squad Standard Operating Guidelines.
5	Royal Arms Flash Bang, model FB82-S	POST certified (Basic Certificate) Academy shotgun training and semi-automatic shotgun training
6	Remington 870 with Mossberg barrel and Royal Arms stand off device	POST certified (Basic Certificate) Academy shotgun training and semi-automatic shotgun training
7	Colt M16, M16 A1 5.56mm magazine fed rifle	Patrol rifle operator course
8	Black Hills 50 grain TSX 5.56x45mm	Patrol rifle operator course
9	Winchester 5.56x45mm 55gr FMJ Q3131	Patrol rifle operator course
10	Remington 870 pump action shotguns equipped 14" barrel	POST certified (Basic Certificate) Academy
11	Benelli Super 90 semi-automatic shotguns	Benelli semi-automatic shotgun school
12	Benelli M4 semi-automatic shotguns	Benelli semi-automatic shotgun school
13	Colt AR-15A3 semi-automatic rifle	Patrol rifle operator course
14	Federal 12 pellet "00" buckshot	Benelli semi-automatic shotgun school
15	Armalite AR-10 Semi- Automatic Rifle	Sniper course
16	Colt M16A1 magazine fed rifle	Patrol rifle operator course
17	Colt M4 magazine fed rifle	Patrol rifle operator course and SWAT Basic Course
18	Heckler & Koch 416D magazine fed rifle	Patrol rifle operator course and SWAT Basic Course
19	CAR 9mm rifle	Patrol rifle operator course
20	M700 Remington rifle	Sniper course
21	Heckler & Koch MP5 Submachine gun	SWAT Basic Course
22	Benelli M1/S90 Shotgun	Shotgun course and Tactical Shotgun Course

23	Benelli M4 Shotgun	Shotgun course and Tactical Shotgun Course or SWAT Basic Course
24	Heckler & Koch G3 Rifle	Sniper course
25	Barrett M82 Rifle	LAPD SWAT Sniper School and quarterly verification of zero out to 600 yards
26	US Ordinance M60 machine gun	Sniper course
27	Fabrique Nationale d'Herstal SCAR17 Rifle	Sniper course
28	Springfield Armory M1A Rifle	Sniper course
29	Heckler & Koch G33 Rifle	Sniper course
30	5.56 Black Hills Rifle Ammunition	Patrol rifle operator course
31	5.56 Winchester Rifle Ammunition	Patrol rifle operator course
32	Federal Premium 308 Winchester Gold Medal Match Rifle Ammunition	Sniper course
33	308 Winchester Rifle Ammunition	Sniper course
34	50 caliber Rifle Ammunition	Sniper course
35	Federal Premium 45 Caliber Pistol Ammunition	Basic Metro School (BMS) and Basic Firearms
36	Submachine Gun Ammunition 9mm Speer	SWAT Basic Course
37	UTM Rifle (Training) Ammunition	Patrol rifle operator course
38	Heckler & Koch MP-7 Submachine Gun	MP-7 Operators Course
39	Submachine Gun Ammunition	MP-7 Operators Course
40	Federal Premium Rifle Ammunition 308 Winchester	Sniper course
41	50 caliber ROBAR rifle	Sniper course
42	McMillian CS5 Rifle	Sniper course
43	Rifle Training Ammunition Gen 2 FX Simunition	Patrol rifle operator course
44	.50 BMG Caliber Browning Ball Ammunition	Sniper course
45	.50 BMG Caliber Browning Armor Piercing Ammunition	Sniper course
46	.50 BMG Caliber Nordic Ammunition Group Mk 211 Raufoss Ammunition	Sniper course
47	Royal Arms H.P. CUTTER shotgun Ammunition	Sniper course
48	Hornady .50 BMG Caliber A-MAX Match Ammunition	Sniper course
49	LaRue Tactical OBR (Optimized Battle Rifle)	Sniper course
50	McMillian G30 Rifle	Sniper course
51	Barrett M107A1 Rifle	LAPD SWAT Sniper School and quarterly verification of zero out to 600 yards
52	Rifle Ammunition 223 Remington Federal Premium	Patrol rifle operator course
53	Bushmaster Firearms XM15-E2S Rifle	Patrol rifle operator course
54	Bushmaster Firearms XM15-E25 Rifle	Patrol rifle operator course

55	Bushmaster Firearms BCWA3F-16 Rifle	Patrol rifle operator course
56	Bushmaster Firearms BCWA3F-16D Rifle	Patrol rifle operator course
57	Bushmaster Firearms BCWA3F-16M4 Rifle	Patrol rifle operator course
58	Bushmaster Firearms BCWA3F-16DM4 Rifle	Patrol rifle operator course
59	Heckler and Koch MR556 Rifle	Patrol rifle operator course
60	Colt Manufacturing LE6920 Rifle	Patrol rifle operator course
61	Colt Manufacturing LE6940 Rifle	Patrol rifle operator course
62	Colt Manufacturing LE6920 SOCOM Rifle	Patrol rifle operator course
63	Colt Manufacturing LE6721 Rifle	Patrol rifle operator course
64	Colt Manufacturing AR15A3 Rifle	Patrol rifle operator course
65	Colt Manufacturing LT6720 Rifle	Patrol rifle operator course
66	Colt Manufacturing LT6920R Rifle	Patrol rifle operator course
67	Colt Manufacturing SP6920 Rifle	Patrol rifle operator course
68	Colt Manufacturing SP6940 Rifle	Patrol rifle operator course
69	Colt Manufacturing SPORTER Rifle	Patrol rifle operator course
70	Colt Manufacturing LE6920 EPR Rifle	Patrol rifle operator course
71	Smith and Wesson M&P 15 Rifle	Patrol rifle operator course
72	Smith and Wesson M&P 15T Rifle	Patrol rifle operator course
73	Smith and Wesson M&P 15TS Rifle	Patrol rifle operator course
74	Smith and Wesson M&P 15X Rifle	Patrol rifle operator course
75	Smith and Wesson M&P 15A Rifle	Patrol rifle operator course
76	Benelli M4 Semi-Automatic Shotgun	Benelli semi-automatic shotgun school
III - Less-Lethal & Ammunition		
1	Remington 870 Bean Bag Shotgun	Less Lethal Munitions course
2	12-gauge Super Sock Bean Bag round CTS2581	Less Lethal Munitions course
3	LMT 40mm single launcher 1425 Lewis Machine & Tool	Less Lethal Munitions course
4	Defense Technology 40mm Sponge Baton eXact iMPact Round XM1006	Less Lethal Munitions course
5	Defense Technology 37mm Single Launcher	Less Lethal Munitions course
6	37mm Multi-5 Foam Baton Round 3555 CTS	Less Lethal Munitions course
7	Federal Laboratories Federal Han-ball Grenade Model 519	POST certified (Basic Certificate) Academy
8	Defense Technology Flameless Tri-Chamber CS Canister Model F517CS	POST certified (Basic Certificate) Academy
9	Remington 870 Less-Lethal Shotgun	Arrest & Control / Defensive Tactics course and/or Specialized Equipment course
10	ALS Technologies Sting Grenade ALSG101	Arrest & Control / Defensive Tactics course and/or Specialized Equipment course
11	TASER Shockwave	TASER course and/or Arrest & Control / Defensive Tactics course and/or Specialized Equipment
12	ALS Technologies Sting Grenade (CS) ALSG101CS	Arrest & Control / Defensive Tactics course and/or Specialized Equipment course
13	ALS Technologies Sting Grenade (OC)ALSG101OC	Arrest & Control / Defensive Tactics course and/or Specialized Equipment course

14	ALS Technologies Magnum Flash ALST470	Arrest & Control / Defensive Tactics course and/or Specialized Equipment course
15	Defense Technology 40mm Sponge Baton eXact iMPact Round XM1006	Tactical Less-lethal Course
16	Penn Arms 40mm Multi-Launcher PGL65-40	Arrest & Control / Defensive Tactics course and/or Specialized Equipment course
17	Defense Technology SpedeHeat Continuous Discharge (F555CS)	Arrest & Control / Defensive Tactics course and/or Specialized Equipment course
18	Defense Technology Flameless Tri-Chamber C/S (517CS)	Arrest & Control / Defensive Tactics course and/or Specialized Equipment course
19	Defense Technology Flameless Expulsion O/C (T-160C)	Arrest & Control / Defensive Tactics course and/or Specialized Equipment course
20	Defense Technology Less-lethal gas Tactical Pocket Grenade (T509CS)	Arrest & Control / Defensive Tactics course and/or Specialized Equipment course
21	Penn Arms 37mm Sage Multi-launcher	Arrest & Control / Defensive Tactics course and/or Specialized Equipment course
22	Remington 870 Bean Bag Shotgun	Tactical Less-lethal Course
23	12-gauge Super Sock Bean Bag round CTS2581	Tactical Less-lethal Course
24	LAPD-Metro Armory Gas Spike (reloadable canisters)	Arrest & Control / Defensive Tactics course and/or Specialized Equipment course
25	Thomas-Covina Gas Tomahawk (reloadable canisters)	Arrest & Control / Defensive Tactics course and/or Specialized Equipment course
26	Penn Arms 37 mm Gas Multi-Launcher	Arrest & Control / Defensive Tactics course and/or Specialized Equipment course
27	Starburst 2596 Area Denial Device Combined-Tactical Systems, Inc.	Arrest & Control / Defensive Tactics course and/or Specialized Equipment course
28	Sage Control Ordnance, Inc. Sage KO1 Impact Baton	Arrest & Control / Defensive Tactics course and/or Specialized Equipment course
29	Defense Technology Liquid Ferret Gas 40mm Barricade Penetrator C/S	Arrest & Control / Defensive Tactics course and/or Specialized Equipment course
30	Defense Technology Liquid Ferret Gas 40mm Barricade Penetrator O/C	Arrest & Control / Defensive Tactics course and/or Specialized Equipment course
31	37mm Multi-5 Foam Baton Round 3555 CTS	Tactical Less-lethal Course
32	Defense Technology 37mm Single Launcher	Tactical Less-lethal Course
33	Defense Technology 40mm Single Launcher Single-Launcher	Tactical Less-lethal Course
34	ALS Technologies Multi-Blast Diversion Munition ALDS450	Arrest & Control / Defensive Tactics course and/or Specialized Equipment course
35	Defense Technology Noise Flash Distraction Device 12-gram reload with Low Roll body	Arrest & Control / Defensive Tactics course and/or Specialized Equipment course
36	Defense Technology Training Noise Flash Distraction Device with Low Roll body	Arrest & Control / Defensive Tactics course and/or Specialized Equipment course
37	Defense Technology SpedeHeat Continuous Discharge Gas (F555CS)	Arrest & Control / Defensive Tactics course and/or Specialized Equipment course
38	Lantern Thomas-Covina Gas Burnsafes	Arrest & Control / Defensive Tactics course and/or Specialized Equipment course
39	Thomas-Covina Mini Burnsafes	Arrest & Control / Defensive Tactics course and/or Specialized Equipment course
40	Defense Technology 37mm Single Launcher with 517CS adapter	Arrest & Control / Defensive Tactics course and/or Specialized Equipment course
41	Gas System/ Barrier Penetrator	Arrest & Control / Defensive Tactics course and/or Specialized Equipment course
42	Defense Technology Riot Control Continuous Discharge Gas (1082)	Arrest & Control / Defensive Tactics course and/or Specialized Equipment course

43	Defense Technology MK46 Aerosol Gas Projector	Arrest & Control / Defensive Tactics course and/or Specialized Equipment course
44	Combined Tactical Systems Baffled Canister Grenade C/S Gas	Arrest & Control / Defensive Tactics course and/or Specialized Equipment course
45	ALS Blast Dispersion OC Powder (ALS2362)	Arrest & Control / Defensive Tactics course and/or Specialized Equipment course
46	Defense Technology Tactical Pocket Grenade (T509OC)	Arrest & Control / Defensive Tactics course and/or Specialized Equipment course
47	Defense Technology Flameless Tri-Chamber OC	Arrest & Control / Defensive Tactics course and/or Specialized Equipment course
48	LMT 40mm single launcher 1425 Lewis Machine & Tool	Tactical Less-lethal Course
49	Penn Arms 40mm Multi-Launcher L540-3	Arrest & Control / Defensive Tactics course and/or Specialized Equipment course
50	LRAD 100X, LRAD Corporation Audio Speaker System	Arrest & Control / Defensive Tactics course and/or Specialized Equipment course
51	DT OC Aerosol Grenade Fogger, Def Tec Part No. 56854	Use of Force Training; Oleoresin capsicum (OC) training
52	DT OC Vapor Aerosol Grenade, Def Tec Part No. 1056	Use of Force Training; Oleoresin capsicum (OC) training
53	DT Instantaneous Blast Grenade, Def Tec Part No. OC 1040, CN 1041, CS 1042, P 1043	Use of Force Training; Oleoresin capsicum (OC) training
54	Defense Technology DT MK9 Aerosol Projector Part 178.33a	Use of Force Training; Oleoresin capsicum (OC) training
55	Fabrique Nationale d'Herstal FN303 Less-Lethal Launcher	Tactical Less-lethal Course
56	Fabrique Nationale d'Herstal FN303 Less-Lethal Launcher	Standards and Training for Corrections FN 303 Operator Course
57	Fabrique Nationale d'Herstal Clear Impact FN303 Projectile	Tactical Less-lethal Course
58	Fabrique Nationale d'Herstal Washable Paint FN303 Projectile	Tactical Less-lethal Course
59	Fabrique Nationale d'Herstal Indelible Paint FN303 Projectile	Tactical Less-lethal Course
60	Fabrique Nationale d'Herstal PAVA/OC FN303 Projectile	Tactical Less-lethal Course
61	Fabrique Nationale d'Herstal Inert Powder FN303 Projectile	Tactical Less-lethal Course
62	Combined Tactical Systems Flameless Expulsion Canister Grenade 5440 Baffled Canister Grenade C/S	Arrest & Control / Defensive Tactics course and/or Specialized Equipment course
IV - Breaching Equipment		
1	Metal breaching device, Rip Ram (2) Piece	POST certified (Basic Certificate) Academy and MACTAC Breaching Course
2	CTS 201FB Noise Flash Distraction Device Training Fuze used with CTS 7290MT Training system	Training course in the proper use and deployment of NFDDs and continued training every 18 months
3	Noise Flash Distraction/Diversion Device (NFDD), Model CTS 7290M	Training course in the proper use and deployment of NFDDs and continued training every 18 months
4	Remington 870 Breaching Shotgun	Arrest & Control / Defensive Tactics course and/or Specialized Equipment course
5	ALS Technologies SPEAR (Sudden Penetration/ distraction Entries Areas Rooms)	Arrest & Control / Defensive Tactics course and/or Specialized Equipment course
6	ALS Technologies Bore Thunder Cartridge ALS1208	Arrest & Control / Defensive Tactics course and/or Specialized Equipment course
7	ALS Technologies Tactical Blast Strip ALS T460	Arrest & Control / Defensive Tactics course and/or Specialized Equipment course
8	12 Gauge Breaching Royal Arms Shotgun Ammunition	Arrest & Control / Defensive Tactics course and/or Specialized Equipment course

9	Hydraulic Rescue System HRS Ogura	Arrest & Control / Defensive Tactics course and/or Specialized Equipment course
10	78-inch Rigid, 4 Strand Sun Products Blasting CO	Blaster Licenses through Cal OSHA. SWAT personnel using explosives complete 80 hours of training, 22 successful practical applications, testing, and background investigation.
11	78-inch rigid, 3 Strand Sun Products Blasting CO	Blaster Licenses through Cal OSHA. SWAT personnel using explosives complete 80 hours of training, 22 successful practical applications, testing, and background investigation.
12	78-inch rigid, 2 Strand Sun Products Blasting CO	Blaster Licenses through Cal OSHA. SWAT personnel using explosives complete 80 hours of training, 22 successful practical applications, testing, and background investigation.
13	78-inch rigid, 1 Strand Sun Products Blasting CO	Blaster Licenses through Cal OSHA. SWAT personnel using explosives complete 80 hours of training, 22 successful practical applications, testing, and background investigation.
14	Det Cord Roll, 4 Strand Sun Products Blasting CO	Blaster Licenses through Cal OSHA. SWAT personnel using explosives complete 80 hours of training, 22 successful practical applications, testing, and background investigation.
15	Det Cord Roll, 3 Strand Sun Products Blasting CO	Blaster Licenses through Cal OSHA. SWAT personnel using explosives complete 80 hours of training, 22 successful practical applications, testing, and background investigation.
16	Det Cord Roll, 2 Strand Sun Products Blasting CO	Blaster Licenses through Cal OSHA. SWAT personnel using explosives complete 80 hours of training, 22 successful practical applications, testing, and background investigation.
17	Det Cord Roll, 1 Strand Sun Products Blasting CO	Blaster Licenses through Cal OSHA. SWAT personnel using explosives complete 80 hours of training, 22 successful practical applications, testing, and background investigation.
18	12-inch strip, 2 Strand Sun Products Blasting CO	Blaster Licenses through Cal OSHA. SWAT personnel using explosives complete 80 hours of training, 22 successful practical applications, testing, and background investigation.
19	28-inch rubber push charge, 2 Strand Sun Products Blasting CO	Blaster Licenses through Cal OSHA. SWAT personnel using explosives complete 80 hours of training, 22 successful practical applications, testing, and background investigation.
20	Slider Strip Charge, 2 Strand Sun Products Blasting CO	Blaster Licenses through Cal OSHA. SWAT personnel using explosives complete 80 hours of training, 22 successful practical applications, testing, and background investigation.
21	Det Cord Roll, 1 Strand Sun Products Blasting CO	Blaster Licenses through Cal OSHA. SWAT personnel using explosives complete 80 hours of training, 22 successful practical applications, testing, and background investigation.
22	FE101 Center Punch Initiator, Fett USA	Blaster Licenses through Cal OSHA. SWAT personnel using explosives complete 80 hours of training, 22 successful practical applications, testing, and background investigation.
23	Blazing Cap, NONEL MS 1.1B, Sun Products Blasting CO	Blaster Licenses through Cal OSHA. SWAT personnel using explosives complete 80 hours of training, 22 successful practical applications, testing, and background investigation.



TRAINING BULLETIN

Los Angeles Police Department

Michel R. Moore, Chief of Police

Volume XLVIII, Issue 9

December 2019

BARRICADED SUSPECTS/SUBJECTS

Incidents involving a barricaded suspect/subject present significant safety concerns to first responders, the barricaded individual, and the community. To ensure the safety of all involved, these volatile situations often require police to utilize not only special equipment and tactical training, but specific expertise in crisis negotiation. The Department's Special Weapons and Tactics (SWAT) team along with its Crisis Negotiation Team (CNT) component is equipped and trained to resolve incidents that involve a barricaded suspect/subject.

The purpose of this Bulletin is to provide the incident commander (IC) and/or first responders with the information necessary to manage an incident that involves a barricaded suspect/subject.

What is a Barricaded Suspect?

A barricaded suspect incident prompting a SWAT response may include, but is not limited to the following criteria:

1. The suspect is probably armed; **and**
2. Probable cause exists to believe that the suspect has been involved in a criminal act **or** is a threat to the lives and safety of the community and/or police; **and**
3. Is in a position of advantage, affording cover and/or concealment; **or** is contained in an open area and the presence or approach of police officers could precipitate an adverse reaction by the suspect; **and**
4. The suspect refuses to submit to a lawful arrest.

Note: Not all suspects who refuse to surrender are considered barricaded suspects necessitating a SWAT response.

What is a Barricaded Subject?

In addition to established protocols for a SWAT response, any of the following criteria may also activate a CNT only response for a barricaded subject depending on the incident's nature and imminent possibility of carrying out a suicidal threat:

- Armed persons threatening to commit suicide; **or**
- Suicidal person on an elevated platform or other unique venue that poses a significant safety risk to first responders

It is extremely important to understand that not all suicidal subjects are considered barricaded or require a SWAT/CNT response or immediate police action. There is a distinction between an armed barricaded suspect wanted for a crime, and a barricaded subject who has not committed a crime, but has expressed the desire to commit suicide. It is not a criminal act to express the desire or even attempt to commit suicide, and suicidal subjects or persons suffering from a possible mental illness are afforded the same level of legal protection as everyone else.

Requesting SWAT

Once the IC believes the incident meets the criteria for a barricaded suspect, the IC shall immediately contact Metropolitan Division's Watch Commander (WC) to request SWAT. The IC should be prepared to answer questions needed to determine if SWAT's response is warranted: who, what, why, when, where, and how.

Information about the suspect(s) should be gathered and communicated to the IC:

- Number of suspects
- Number of hostages
- Physical descriptors
- Clothing
- Ages
- Drug/Alcohol use
- Criminal history
- Mental state
- Floor plan of location
- Additional pertinent facts

Special Weapons and Tactics Team

Handling barricaded suspects is one of the SWAT team's specific assignments. The SWAT team has a dual role at the scene of a barricaded suspect. They gather information to provide tactical recommendations and/or solutions to the IC who maintains overall responsibility of the incident. The SWAT team will also develop and recommend a tactical plan to capture the barricaded suspect at the IC's request. Once SWAT has been assigned its mission, all tactically deployed personnel or first responders near the crisis site shall be guided by the direction of SWAT supervisors.

Crisis Negotiations Team

The SWAT team includes a Crisis Negotiations Team. The CNT component is comprised of SWAT officers and police psychologists from Behavioral Science Services (BSS) who are specially trained in crisis negotiations. Together, the team integrates tactical, verbal, and psychological knowledge and skills in order to negotiate the safe surrender of the barricaded suspect(s) and any victims who may be held against their will. In all instances, the CNT component will be deployed with any SWAT response.

Mental Evaluation Unit

When feasible and upon scene stabilization, any IC or officer who is in charge of an attempted suicide and/or barricaded suspect scene shall notify the Mental Evaluation

Unit (MEU), Detective Support and Vice Division, for advice. The MEU can help determine if any identified subjects have had previous contact with Department personnel. The Systemwide Mental Assessment Response Team (SMART) may be dispatched and able to assist in debriefing family members, witnesses, or other persons concerning issues related to the mental health of the involved person. The MEU personnel should not be used for tactical operations or other duties beyond establishing rapport with the subject, family members, or other persons who may provide crucial information that would help in resolving the situation peacefully. The MEU personnel may be relieved with IC approval.

Tactical Disengagement

Disengagement is the tactical decision to leave, delay contact, delay custody, or plan to make contact at a different time and under different circumstances. This tactic should be considered when an officer reasonably believes continued contact may result in unreasonable risk to the person in crisis, the public and/or Department members. Disengagement can be proposed by the primary unit, but requires consultation with the field supervisor at scene, the MEU Watch Commander (if the subject is experiencing a mental health crisis) and with Area watch commander approval.

The actions of first responders will be weighed against the information known and reasonably believed, governmental interest, subject's actions, and efforts to de-escalate the situation. Officers should continually assess the situation as circumstances change and new information is received. Tactical Disengagement is one of the tactics that may be considered when continued contact may result in an undue safety risk to the suspect/subject, the public, and/or officers.

Elevated Platforms

When a person has expressed the desire to harm themselves, avoid underestimating the danger or threat posed by the person's location. A person on an elevated platform may still be capable of causing serious injury or death to themselves or others, including first responders. First-responder actions should be limited to evacuating the area, establishing communication, and de-escalating the situation as much as possible.

Note: Los Angeles Fire Department (LAFD) personnel will most likely respond to these types of scenarios; however, it is important to understand that it remains a police-driven incident, and a unified command should be established to declare roles and responsibilities with LAFD personnel as soon as practicable.

Role of The Initial Communicator

Establishing communication with either the suspect/subject is essential. It is recommended that at least two officers be part of this crucial process. One officer establishes communication with the suspect/subject and the second officer relays information to the IC regarding progress of the incident. For optimum command and

control of the situation, supervisors should generally avoid becoming involved in the role of negotiator. Consideration should be given to de-escalating the scene without compromising safety. The following points are suggested for the initial communicator:

- Find out who, what, when, where, and why before making contact with the suspect/subject to determine their state of mind
- Do not jeopardize officer safety to approach or converse with the suspect/subject (i.e. give up cover, remove protective equipment, disarm or stand in a precarious position)
- Calm down before initiating communication. Attempt to stabilize and de-escalate the situation through dialogue
- Be prepared to remain as the primary communicator until relieved by the CNT

The initial conversation with the suspect/subject is extremely important. As an initial communicator, it is critical that verbiage is introduced that will temper and calm the situation. The following guidelines will assist the initial communicator in establishing productive dialogue:

- Introduce yourself by first name and as a representative of the Department; avoid use of rank or title
- If the suspect/subject does not give their name or refuses to respond, continue to communicate
- Allow the suspect/subject to vent
- Don't rush or interrogate– listen to the suspect/subject; remain calm
- Avoid a critical, uncaring tone or negative non-verbal communication (i.e. body language).
- Avoid rushing to problem-solve
- Build rapport and establish trust by using LEAPS – Listen, Empathize, Ask, Paraphrase, Summarize

General Negotiation Guidelines

The use of negotiations is another resource to control and manage the crisis situation. It is a process of combining verbal and physical tactics to affect the safe release of hostages or surrender of suspects/subjects. However, there are general guidelines that should be followed during the negotiation process:

- Avoid face-to-face negotiations when possible
- Avoid third-party negotiators until properly vetted
- Do not offer transportation or hostage exchange
- Demands for weapons, drugs or alcohol cannot be met
- Generally, suspects and hostages should not be allowed to go mobile
- Communicate in English whenever possible
- Discourage the use of cell phones by on-scene personnel, family members or friends whenever feasible
- Do not have the suspect/subject surrender until officers at the scene are prepared to receive them

- Avoid making promises that may/may not be feasible

Face-to-face negotiations are sometimes unavoidable; such as a “jumper” situation or an open area. However, it is imperative that the communicator stay a safe distance from the suspect/subject during negotiations (Distance + Cover = Time). Grabbing/grappling with a suspect/subject on an elevated platform puts the contact officer at great risk, as well as nearby officers who may react instinctively.

Third-party negotiators are essentially individuals other than law enforcement personnel, typically family members, clergy, or friends. However, they need to be properly vetted before introduction to ensure that they will contribute to a peaceful outcome. Until the CNT relieves the initial communicator, it is recommended that a third-party negotiator not be introduced into the negotiation process unless it is unavoidable.

CONCLUSION

In incidents involving a barricaded suspect, the primary concerns are the preservation of human life, and the safety of the barricaded individual, first responders and the community. To ensure the safety of all involved, officers should consider tactics and techniques that may persuade the suspect to voluntarily comply or may mitigate the need to use a higher level of force to resolve the situation safely.

This Bulletin cancels and supersedes Volume XLV, Issue 4, Barricaded Suspects, dated December 2016.

Field Training Services Unit
Police Training and Education

DISTRIBUTION “A”



LOS ANGELES POLICE DEPARTMENT USE OF FORCE-TACTICS DIRECTIVE

Directive No. 16

October 2016

TACTICAL DE-ESCALATION TECHNIQUES

PURPOSE

The Los Angeles Police Department (LAPD) is guided by the principle of Reverence for Human Life in all investigative, enforcement, and other contacts between officers and members of the public. When officers are called upon to detain or arrest a suspect who is uncooperative, actively resisting, may attempt to flee, poses a danger to others, or poses a danger to him or herself, they should consider tactics and techniques that may persuade the suspect to voluntarily comply or may mitigate the need to use a higher level of force to resolve the situation safely.

The purpose of this Directive is to define tactical de-escalation techniques and does not address all techniques that may be used to reduce the intensity of an incident.

Tactical De-Escalation defined:

Tactical de-escalation involves the use of techniques to reduce the intensity of an encounter with a suspect and enable an officer to have additional options to gain voluntary compliance or mitigate the need to use a higher level of force while maintaining control of the situation.

Note: Tactical de-escalation does not require that an officer compromise his or her safety or increase the risk of physical harm to the public. De-escalation techniques should only be used when it is safe and prudent to do so.

PROTOCOL

While enforcing the law and protecting the public, officers are often forced to make split-second decisions in circumstances that are tense, uncertain, rapidly changing, and dangerous. In rapidly developing circumstances, especially when a suspect poses an imminent threat of death or serious bodily injury, officers may not have sufficient time or reasonable options available to resolve the situation without the need to use objectively reasonable force. In other circumstances, however, de-escalation techniques may enable officers to gain additional time and tactical options to potentially reduce the necessity of using force to take a suspect into custody, prevent escape or address a threat while also maintaining control of the situation.

TACTICAL DE-ESCALATION TECHNIQUES

Planning. Officers should attempt to arrive at scene with a coordinated approach based upon initial information and any pre-existing knowledge of the suspect(s) or the involved parties. The dynamic nature of most incidents will require tactical plans to be flexible, and officers need to adapt their plan(s) as additional information or factors become known to the officer(s).

Tactical De-Escalation Techniques

- Planning
- Assessment
- Time
- Redeployment and/or Containment
- Other Resources
- Lines of Communication

Assessment. Officers should continually assess the situation as circumstances change and new information is received. If a suspect is failing to comply with orders, officers should attempt to determine whether a suspect's lack of compliance is a deliberate attempt to resist or escape, or an inability to comprehend the situation due to environmental, physical, cognitive, or other conditions. If the suspect is unable to comprehend the situation, other tactical options may be more effective in resolving the situation safely.

Time. *Distance+Cover=Time.* Time is an essential element of de-escalation as it allows officers the opportunity to communicate with the suspect, refine tactical plans, and, if necessary, call for additional resources. If a suspect is contained and does not pose an imminent threat to officers, the public, or himself/herself, time can provide an opportunity for the suspect to reconsider his/her actions and decisions.

Redeployment and/or Containment. Redeployment and/or containment can afford officers the added benefit of time and distance while continuing to maintain control of the situation. The addition of time and distance may give officers an opportunity to re-assess, communicate, request additional resources, or deploy other tactics to reduce the likelihood of injury to both the public and officers while also mitigating any potential ongoing threats. Redeployment, however, should not enable a subject to gain a tactical advantage, arm himself/herself, or flee and pose a greater danger to the public or officers.

Other Resources. In the case of a tense or potentially dangerous encounter, requesting additional resources can provide officers with specialized expertise, personnel and tools to help control and contain an incident.

Lines of Communication. Maintaining open lines of communication between officers and communicating effectively with a suspect are critically important when managing a tense or potentially dangerous encounter. Communication between officers can improve decision-making under tense circumstances and increase the effectiveness of coordinated actions. In addition, when a suspect observes that officers are prepared,

well organized, professional, and working as a team, he or she may be deterred from attempting to flee, fight, or actively resist.

Because every situation is fluid and unique, ongoing communication and coordination between officers is critically important to respond effectively in a tense and uncertain encounter. Communicating with a suspect may slow down the incident, creating time to plan. All or some of the following tactics may be used in the same incident as time or circumstances allow:

- Verbal warnings
- Persuasion
- Defusing
- Empathy
- Redirecting
- Advisements
- Building rapport
- Asking open ended questions
- Giving clear and direct orders

CONCLUSION

The overall objective of any tactical encounter is to gain control and safely resolve the situation. Tactical situations vary and there is no single solution to resolving every incident. In addition, some situations require an immediate response and de-escalation techniques are neither viable nor effective options. Nevertheless, employing tactical de-escalation techniques under the appropriate circumstances can improve officer safety, mitigate threats, reduce injuries, build public trust, and preserve life.

Important Reminder

Deviation from these basic concepts sometimes occurs due to the fluid and rapidly evolving nature of law enforcement encounters and the environment in which they occur. Deviations may range from minor, typically procedural or technical, to substantial deviations from Department tactical training. Any deviations are to be explained by the involved officer(s), and justification for substantial deviation from Department tactical training shall be articulated and must meet the objectively reasonable standard of the Department's Use of Force policy.



CHARLIE BECK
Chief of Police

DISTRIBUTION "A"



LOS ANGELES POLICE DEPARTMENT USE OF FORCE TACTICS DIRECTIVE

Directive No. 17.1

October 2021

40mm LESS-LETHAL LAUNCHER

PURPOSE

The purpose of this Directive is to familiarize officers with the use, nomenclature, and operational procedures of the 40mm Less-Lethal Launcher (40mm LLL).



PROTOCOL

The Department's guiding principle when using force shall be reverence for human life. Officers shall attempt to control an incident by using time, distance, communication, and available resources in an effort to de-escalate the situation, whenever it is safe, feasible and reasonable to do so. When warranted, Department personnel may use objectively reasonable force to carry out their duties.

Officers who use unreasonable force degrade the confidence of the community we serve, expose the Department and fellow officers to physical hazards, violate the law and rights of individuals upon whom unreasonable force or unnecessary deadly force is used, and subject the Department and themselves to potential civil and criminal liability. Conversely, officers who fail to use force when warranted may endanger themselves, the community, and fellow officers.

Officers may only use a level of force that they reasonably believe is proportional to the seriousness of the suspected offense or the reasonably perceived level of actual or threatened resistance.

An officer may use the 40mm LLL as a reasonable force option to control a suspect **when the suspect poses an immediate threat to the safety of the officer or others.**

Less-Lethal force options shall not be used on a suspect or subject who is passively resisting or **merely failing to comply** with commands. Verbal threats of violence or **mere non-compliance** do not alone justify the use of less-lethal force. An officer's decision to draw, exhibit, or use the 40mm LLL should be based on the tactical situation and/or the suspect's actions. In addition, generally, an officer shall give a verbal warning prior to using such force when feasible.

The 40mm LLL shall not be used to target the head, neck, face, eyes, or spine unless lethal force is authorized.

The 40mm Less-Lethal Launcher may be used in crowd control situations against a single subject/suspect as a target-specific less-lethal option.

Officers shall inspect the ammunition and the holder to ensure only 40mm eXact iMPact ammunition is utilized.



PROCEDURES

The minimum recommended deployment range for the 40mm LLL is five feet, while the effective deployment range is up to 110 feet. Officers should always consider weapon retention principles when deploying the 40mm LLL to prevent a subject/suspect from gaining control of the launcher. When officers realize the need for a 40mm LLL, they should broadcast, "Code Sam-40."

If tactically and environmentally feasible, the 40mm LLL officer should deploy the launcher from a position of cover with a designated cover officer. The 40mm LLL officer alerts other officers when he/she is ready to fire by shouting or broadcasting, "40mm Ready!" The primary officer gives the clear to fire signal by shouting or broadcasting, "40mm, Standby!" This alerts the officers at the scene that the firing of the 40mm LLL is about to occur.

When firing the 40mm LLL, officers should assess the effectiveness of each round fired. The effectiveness of the 40mm eXact iMPact round is based on the energy at impact. Therefore, the round may have little or no effect on a subject/suspect who:

- Has a large body mass;
- Is wearing heavy clothing/body armor;
- Is under the influence of drugs; or,
- Is in an altered state and cannot feel the impact of the sponge round.

If shots to the navel area or beltline do not appear to be effective, then a leg, arm, or hand may be a viable alternative target.

Tactical Considerations

- Size of suspect versus size of officer
- Clothing
- Altered mental state (may not be effective)
- Any known history of mental illness
- Age and/or physical condition of the suspect
- Suspect's access to weapons
- Suspect's ability to retreat or escape
- Bystanders' involvement
- Availability of back-up officers (Can suspect be distracted until other units arrive?)
- Background/Foreground (What is behind/in front of the suspect?)
- Officers should maintain distance from the suspect

If control is not achieved and/or it appears that the 40mm eXact iMPact round is not effective, even after changing target areas, the officers must assess the viability of an alternate force option. Additionally, officers should continue to assess the suspect's actions and the effectiveness of each force option used.

Officers who encounter an armed self-mutilating or suicidal individual shall not use a 40mm LLL against that person, unless the officers reasonably believe the use of the 40mm LLL would not place the officers in a position which could escalate the situation to the use of lethal force. If officers choose to use a 40mm LLL in these situations, they should utilize distance and cover to avoid placing themselves in a vulnerable position.

Generally, officers should not deploy the 40mm LLL at a fleeing suspect. Officers should pursue and attempt to contain the suspect, while continually assessing the situation and considering the most appropriate tactical plan. Additionally, officers should avoid deploying the 40mm LLL on individuals who:

- Are on an elevated or unstable surface which could cause a fall that could result in a significant impact injury;
- Are operating or riding any mode of transportation; or,
- Are known to be pregnant, under 12 years of age, elderly, or visibly frail.

The 40mm LLL is not a substitute for deadly force. When conducting a building search for a suspect who may be armed, standard firearms must be deployed. Having a 40mm LLL along with other force options during the search will provide officers with different options should the situation change.

Requirement to Intercede When Excessive Force is Observed

An officer shall intercede when present and observing another officer using force that is clearly beyond that which is necessary, as determined by an objectively reasonable officer under the circumstances, taking into account the possibility that other officers may have additional information regarding the threat posed by a subject.

Use of Force Warning

An officer shall, when feasible, give a verbal warning prior to using the 40mm LLL to control an individual. The warning is not required when an officer is attacked and must respond to the suspect's actions. Additionally, if a tactical plan requires the element of surprise to stabilize the situation, a warning is not required. Examples of this would be a hostage situation or a subject threatening suicide. However, officers are reminded that the surprise/tactical element must still be needed at the actual time the 40mm LLL is fired.

The verbal warning should include a command and a warning of potential consequences of the use of force. The command should be similar to "drop the weapon" or "stop what you are doing" followed by a warning similar to "or we may use the 40mm, and that may cause you injury."

The use or non-use of the warning shall be documented. The Non-Categorical Use of Force Report, Form 01.67.05, Use of Force Summary heading shall include:

- The name of the officer giving the warning; and,
- An explanation and appropriate justification for not using the warning.

Statements that the “element of surprise was needed” or “for officer safety reasons” will not justify non-use of the warning. The explanation for non-use must:

- Clearly articulate why the element of surprise was needed;
- Explain in detail any officer safety considerations; and,
- List all pertinent reasons that justify why the warning was not provided.

The use of the warning, or the reasons for non-use, will be factors considered in the determination whether the use of force was objectively reasonable.

Tactical Discharges

Tactical discharges (disabling lights, breaking out windows, etc.) are allowed, but are not recommended, as they may cause secondary, unintended impacts. Before a tactical discharge is used to break a window, officers should consider that an individual may be behind the window and subject to impact by the 40mm round.

Tactical discharges **may** be an effective option in **limited** circumstances. Officers must assess the situation after each tactical discharge, and if the launcher is not producing the desired effect, discontinue its use. Officers must be prepared to give the rationale behind their decision to fire the 40mm LLL as a tactical discharge. The reporting procedure for a tactical discharge is the same as a discharge that does not strike a person (Employee’s Report, Form 15.07.00).

In the event the 40mm LLL is used for a tactical discharge, it should be communicated to all officers at scene prior to its use, for their situational awareness.

Reporting

The use of a 40mm LLL for any reason other than an approved training exercise shall be documented according to established Department procedures on the Non-Categorical Use of Force Report; however, when a 40mm LLL is fired and the round does not strike a person, a use of force report is not necessary and an Employee’s Report, Form 15.07.00, should be completed to document the incident. Supervisors shall obtain photographs of all visible and complained of injuries, even when evidence of injury is not present.

Requirement to Report Potential Excessive Force

An officer who is present and observes another officer using force that the present and observing officer believes to be beyond that which is necessary, as determined by an objectively reasonable officer under the circumstances based upon the totality of information actually known to the officer, shall report such force to a superior officer.

Medical Treatment

Any person struck with a 40mm eXact iMPact round shall be transported to a Department-approved facility for medical treatment prior to booking. The person should be carefully monitored for signs of distress. If a medical emergency exists, officers shall request a rescue ambulance to respond to their location.

DEFINITIONS

40mm Less-Lethal Launcher: A tactical single-shot launcher configured with a green stock and pistol grip, a rifled barrel, picatinny rail mounting system and Department-approved optics. The color green is used to signify that the 40mm launcher is for the 40mm eXact iMPact round only.

Code Sam-40: The radio code used to broadcast a request for a 40mm LLL.

40mm eXact iMPact Round: The 40mm round is a point-of-aim, point-of-impact, direct fire round consisting of a plastic body and a sponge nose that is spin stabilized via the incorporated rifling collar and the 40mm launcher's rifled barrel. It can be identified by its silver metal case and blue plastic nose. These sponge rounds are designed to be non-penetrating, and upon striking a target, distribute energy over a broad surface area. The sponge round utilizes smokeless powder as the propellant and has velocities that are extremely consistent.

Tactical Discharge: The purposeful discharge at an object to assist officers in a tactical situation, such as to disable lighting or break windows.

Target Areas: The primary target area is the navel area or beltline, but officers may target the suspect's arms, hands or legs when practicable. If the hand is the selected target, consider its location and what it is holding. Officers shall not target the head, neck, spine, chest, groin, or kidneys.

Points to Remember

- 5 feet is the minimum deployment range
- Deployment range is from 5 to 110 feet
- Assessment between rounds is critical
- **Do not target the head, neck, spine, chest, groin, or kidneys**
- Reportable use of force if a round strikes a person
- Have a backup plan in the event the 40mm round is ineffective
- 40mm LLL should not be deployed unless lethal force is available for cover
- Form 15.07.00 required when the Launcher is fired and the round does not strike a person, and for tactical discharge

Important Reminder

Deviation from these basic concepts sometimes occurs due to the fluid and rapidly evolving nature of law enforcement encounters and the environment in which they occur. Deviations may range from minor, typically procedural or technical, to substantial deviations from Department tactical training. Any deviations are to be explained by the involved officer(s), and justification for substantial deviation from Department tactical training shall be articulated and must meet the objectively reasonable standard of the Department's Use of Force Policy.

AMENDMENTS

This version replaces Use of Force-Tactics Directive No. 17, 40mm Less-Lethal Launcher, July 2018.


MICHEL R. MOORE
Chief of Police

DISTRIBUTION "A"



LOS ANGELES POLICE DEPARTMENT USE OF FORCE-TACTICS DIRECTIVE

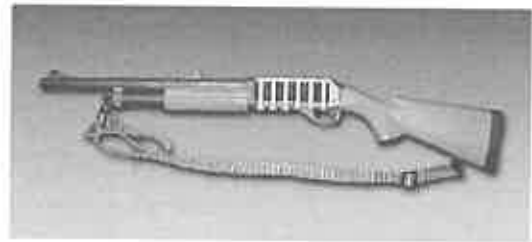
Directive No. 6.4

September 2020

BEANBAG SHOTGUN

PURPOSE

The purpose of this Directive is to familiarize officers with the use, nomenclature, and operation procedures of the Beanbag Shotgun.



PROTOCOL

Whenever practicable, officers shall exercise de-escalation techniques to resolve potential use of force incidents and seek voluntary compliance from suspects/subjects. The courts have held that Less-Lethal force options are “capable of inflicting significant pain and may cause serious injury.” Therefore, consistent with the Department’s Use of Force Policy, Less-Lethal force options are only permissible when:

An officer reasonably believes that a suspect or subject is violently resisting arrest or poses an immediate threat of violence or physical harm.

Less-Lethal force options shall not be used for a suspect or subject who is passively resisting or **merely failing to comply** with commands. Verbal threats of violence or **mere non-compliance** do not alone justify the use of Less-Lethal force.

An officer may use the Beanbag Shotgun as a reasonable force option to control a suspect when **the suspect poses an immediate threat to the safety of the officer or others.**

Officers shall also consider:

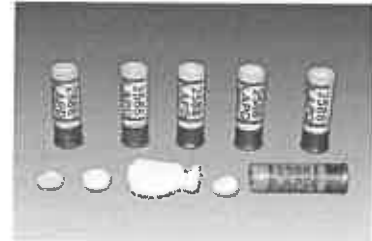
- The severity of the crime versus the governmental interest in the seizure; and
- Whether the suspect was actively resisting arrest or attempting to evade arrest.

The following **do not** alone justify the use of the Beanbag Shotgun:

- Verbal threats of violence
- Mere non-compliance

The Beanbag Shotgun may be used in crowd control situations against a single subject/suspect as a target-specific less-lethal option.

Only sock round ammunition is to be used in the Beanbag Shotgun. Buckshot and shotgun slugs shall not be used. Officers shall inspect the ammunition and the holder to ensure only sock round ammunition is available.



PROCEDURES

For tactical and weapon retention purposes, the recommended deployment range for the Beanbag Shotgun is five feet to 30 feet. When officers realize the need for a Beanbag Shotgun, they should request one by broadcasting a "Code Sam."

Tactical Considerations

- Size of suspect versus size of officer
- Clothing
- Altered mental state
- Any known history of mental illness
- Age and/or physical condition of the suspect
- Suspect's access to weapons
- Suspect's ability to retreat or escape
- Bystanders' involvement
- Availability of back-up officers (Can suspect be distracted until other units arrive?)
- Background (What is behind the suspect?)
- Officers should maintain distance from the suspect

If tactically and environmentally feasible, the Beanbag Shotgun should be deployed from a position of cover with a designated cover officer. Officers need to be mindful of the distance to the suspect so that the suspect is not in a position to grab the barrel of the shotgun.

The Beanbag Shotgun officer alerts other officers when ready to fire by shouting or broadcasting, "Beanbag Ready!" The primary officer gives the clear to fire signal by shouting or broadcasting, "Beanbag, Standby!" This alerts the officers at the scene that the firing of the Beanbag Shotgun is imminent.

When firing the Beanbag Shotgun, the officer should assess the effectiveness of every round. The effectiveness of the sock round is based on the energy at impact. Therefore, the round may have little or no effect on a suspect who has a large body mass, is wearing heavy clothing or body armor, is under the influence of drugs, or is in a state of mind which prevents the suspect from feeling the impact of the round.

If shots to the navel area or belt line do not appear to be effective, possibly due to body armor or heavy clothing, then a leg, arm or hand may be a viable alternative target. **If control is not achieved and it appears that the sock round is not effective, even after changing target areas, the officers must assess the viability of an alternate force option.** Additionally, officers should continue to assess the suspect's actions and the effectiveness of each force option used.

If officers encounter a self-mutilating or suicidal individual, the use of the Beanbag Shotgun may be a reasonable force option (based on the tactical scenario) to stop his or her actions. This will allow the individual to receive the needed emergency medical treatment.

Generally, officers should not shoot the Beanbag Shotgun at a fleeing suspect. Officers should pursue and attempt to contain the suspect, while continually assessing the situation and considering the most appropriate tactical plan.

The Beanbag Shotgun is not a substitute for deadly force. When conducting a building search for a suspect who may be armed, standard firearms must be deployed. Having a Beanbag Shotgun available with the search team will allow additional force options if the situation changes.

Use of Force Warning

An officer shall, when feasible, give a verbal warning prior to using the Beanbag Shotgun to control an individual. The warning is not required when an officer is attacked and must respond to the suspect's actions. Additionally, if a tactical plan requires the element of surprise to stabilize the situation, a warning is not required. Examples of this would be a hostage situation or a subject threatening suicide. However, officers are reminded that the surprise/tactical element must still be needed at the actual time the Beanbag Shotgun is fired.

The verbal warning should include a command and a warning of potential consequences of the use of force. The command should be similar to "drop the weapon" or "stop what you are doing" followed by a warning similar to "or we may use the Beanbag Shotgun, and that may cause you injury."

The use or non-use of the warning shall be documented. The Non-Categorical Use of Force Report, Form 01.67.05, Use of Force Summary heading shall include:

- The name of the officer giving the warning; and
- An explanation and appropriate justification for not using the warning.

Statements that the "element of surprise was needed" or "for officer safety" reasons will not justify non-use of the warning. The explanation for non-use must:

- Clearly articulate why the element of surprise was needed;
- Explain in detail any officer safety considerations; and
- List all pertinent reasons that justify why the warning was not provided.

The use of the warning, or the reasons for non-use of the warning will be factors considered in the determination whether the use of force was objectively reasonable.

Tactical Discharges

Tactical discharges (disabling lights, breaking out windows, etc.) are allowed, but are not recommended due to the fact that they may cause secondary impacts. Before a tactical discharge is used to break a window, officers should consider that an individual may be behind the window. Tactical discharges may be an effective option in limited

circumstances. The Beanbag Shotgun is generally not effective against tinted car windows or streetlights. Officers must assess the situation after each tactical discharge, and if the weapon is not effective, consider other options. Officers must be prepared to give the rationale behind their decision to fire. The reporting procedure for a tactical discharge is the same as a discharge that does not strike a person.

In the event the Beanbag Shotgun will be used for a tactical discharge, it should be communicated to all officers at scene.

Reporting

The use of a Beanbag Shotgun for any reason other than an approved training exercise shall be documented according to established Department procedures on the Non-Categorical Use of Force Report; however, when a Beanbag Shotgun is fired and the round does not strike a person, a use of force report is not necessary and an Employee's Report, Form 15.07.00, should be completed to document the incident. Supervisors shall obtain photographs of all visible and complained of injuries, even when evidence of injury is not present.

Medical

Any person struck with a sock round shall be transported to a Department-approved facility for medical treatment prior to booking. The person should be carefully monitored for signs of distress. If a medical emergency situation exists, officers shall request a rescue ambulance to respond to their location.

DEFINITIONS

Beanbag Shotgun: A Remington 870 shotgun which has been configured with a green slide handle and stock, rifled barrel, and side saddle ammunition holder. The color green is used to signify that the shotgun is for the sock round only, not lethal munitions.

Code Sam: When officers realize the need for a Beanbag Shotgun, they should request one by broadcasting a "Code Sam." They should also request a supervisor to respond. Officers should consider carrying the Beanbag Shotgun with them on calls where it may be needed to eliminate the delay of having to return to their vehicle or waiting for another unit to respond.

Super-Sock Round (sock round): The Super-Sock round is a 12-gauge cartridge containing a shot-filled fabric bag. It can be identified by its clear plastic case containing a yellow fabric bag. These rounds are designed to be non-penetrating, and upon striking a target distribute energy over a broad surface area.

Tactical Discharge: The firing of a weapon at an object to assist officers in a tactical situation, such as to knock out lighting or break windows.

Target Areas: The primary target area is the navel area or belt line, but officers may target the suspect's arms, hands or legs when practicable. If the hand is the selected target, consider its location and what it is holding. However, officers should recognize that many circumstances might make it difficult to target such areas. The sock round may cause serious or fatal injuries if fired at the head, neck, spine, chest, groin, or kidneys.

Points to Remember

- No minimum range, but recommended deployment is from 5 feet to 30 feet
- Assessment between rounds is critical
- Generally, a warning prior to deployment is required
- Do not target the head, neck, spine, chest, groin, or kidneys
- Is a reportable use of force
- Have a back-up plan in the event the sock round is ineffective
- The Beanbag Shotgun should not be deployed unless lethal force is available for cover

Important Reminder

Deviation from these basic concepts sometimes occurs due to the fluid and rapidly evolving nature of law enforcement encounters and the environment in which they occur. Deviations may range from minor, typically procedural or technical, to substantial deviations from Department tactical training. Any deviations are to be explained by the involved officer(s), and justification for substantial deviation from Department tactical training shall be articulated and must meet the objectively reasonable standard of the Department's Use of Force Policy.

AMENDMENTS

This version replaces Use of Force-Tactics Directive No. 6.3, Beanbag Shotgun, July 2018.



MICHEL R. MOORE
Chief of Police

DISTRIBUTION "A"



LOS ANGELES POLICE DEPARTMENT USE OF FORCE-TACTICS DIRECTIVE

Directive No. 11.2

April 2021

CROWD MANAGEMENT, INTERVENTION, AND CONTROL

PURPOSE

“Respect for People” and “Service to our Communities” are fundamental core values of the Los Angeles Police Department. In a society where free speech and assembly is guaranteed by the Federal and State Constitutions, it is the mission of police officers to protect the constitutional rights of all members of the public. These constitutional rights apply to individuals participating in lawful activities such as public speeches, marches, demonstrations, picketing, rallies and celebratory events.

This Directive was developed to provide guidelines to assist officers and supervisors in identifying lawful versus unlawful assemblies. Additionally, it will provide insight into how the response and actions of law enforcement may affect the demeanor and response of a crowd. The thoughtful application of crowd management and intervention strategies will generally assist in efforts to facilitate legal First Amendment activity with reverence for life, fairness, respect and dignity for every individual, while at the same time removing those individuals whose illegal behavior jeopardize the purpose and safety of protected activity. Additionally, the Department’s Use of Force Policy relating to crowd control techniques is reviewed in this Directive.

PROTOCOL

In determining whether First Amendment activities are lawful, police officers must not consider their personal views of either the political affiliation or the message of those persons exercising their right to assemble and engage in expressive activities. The responsibility of police officers is to objectively determine at what juncture a demonstration or assembly leaves the realm of legal protest.

It is important for supervisors and officers to understand the definition of an unlawful assembly to determine the appropriate police response. Penal Code Section 407 defines an unlawful assembly as: “Whenever two or more persons assemble together to do an unlawful act, or to do a lawful act in a violent, boisterous or tumultuous manner, such assembly is an unlawful assembly.” *“Boisterous or tumultuous manner”* has been interpreted by the courts to mean conduct which *poses a clear and present danger of imminent violence*.

Penal Code Section 407 identifies two different circumstances when an assembly may be declared unlawful:

The first circumstance is when people assemble to participate in an unlawful act. The unlawful act must be an act made criminal by law, or by the commission of an overt act that leads to a violation of the law. In the absence of any unlawful conduct, an assembly may be declared unlawful only if there is reasonable cause to believe, based on articulable facts, that the assembly's purpose is unlawful. If people are assembled to commit an unlawful act, then they are an unlawful assembly (e.g. unlawfully blocking entrances to public buildings, highways, sidewalks or schools, or engaging in other unlawful or riotous activity).

The second circumstance is when people assemble to do a lawful act in a "violent, boisterous or tumultuous manner." In order to be considered violent, boisterous or tumultuous, the manner in which the people are acting must be violent, or pose a clear and present danger of imminent violence. For example, a demonstration that disturbs the peaceful enjoyment of property through noisy singing and chanting is not an unlawful assembly unless it also poses a clear and present danger of imminent violence. It is important to note that one must differentiate between First Amendment activity and other activity. A loud party at a private residence would not have to be violent, boisterous or tumultuous to be considered unlawful.

PROCEDURES

Any public assembly of individuals or groups, lawful or unlawful, may require support and/or intervention by law enforcement. Depending upon the situation, the response of law enforcement can range from observation and crowd management strategies, to crowd intervention and control strategies. The police response to each assembly or protest is different and will require law enforcement's flexibility, creativity, discipline and patience.

Crowd Management

First Amendment activity such as a march, demonstration, protest, rally or celebratory event is most often successfully facilitated by initially using the least amount of visible law enforcement presence necessary. An ongoing assessment of crowd behavior is critical in order for supervisors and officers to

Crowd Management Primary Objectives

- Establish contact with crowd
- Obtain voluntary compliance
- Minimize enforcement action

appropriately respond to the actions of a crowd or protest group. Experience has shown that the appearance of an organized, disciplined contingent of police officers will often cause a disorderly group to abandon their disruptive activities. However, if used inappropriately, the mere presence of officers and/or horses in protective gear may be perceived as aggressive and is sufficient to change the behavior of the crowd.

This can cause the focus of the protest to shift from the group's original cause to the presence and actions of officers. Therefore, supervisors should consider this potential impact on crowd behavior and be thoughtful about the strategic deployment of police officers and horses in protective gear.

Instead of thinking about the best form of police action to control the crowd, it is important for supervisors to focus on how to act in order to encourage the crowd to manage itself. One way of achieving this is to place a major emphasis on urging crowd members to express their views in a lawful manner, even under conditions where one is aware of the presence of small isolated groups with illegal goals and even at points where these small isolated groups start to act in illegal and violent ways.

Intervention

Police officers and supervisors must understand the importance of differentiating between violent members of the crowd and peaceful protestors. When possible, officers should interact with crowd members in an effort to communicate law enforcement support of lawful First Amendment activity and rights of free speech and expression.

Crowd Intervention Primary Objectives

- Isolate unlawful behavior
- Arrest law violators
- Protect First Amendment activity
- Facilitate lawful protests

Unlawful behavior by individuals, or unlawful conduct observed in an isolated incident, should not automatically form the basis for declaring an otherwise lawful assembly to be unlawful. When it appears practical, officers should attempt to give warning to the leaders or spokesperson of the activity, the other participants, and/or the individuals about any observed unlawful or potentially unlawful

conduct. When appropriate, officers should instruct them on what they must do to comply with the laws, so as to allow an opportunity to correct the conduct in question. Every effort should be made to protect and facilitate the actions of lawful demonstrators while using intervention strategies to stop illegal activity and remove law violators. However, when group behavior appears to be unlawful, aggressive, or otherwise uncontrollable, it is reasonable for the assembly to be declared unlawful.

Crowd Control and Dispersal

In the event a group or portion of a group becomes involved in violent or riotous behavior, the mission of the Department is to protect lives and property, and restore conditions to normal as rapidly and efficiently as possible. The rapid deployment of forces to contain and arrest those responsible for violent, riotous, or unlawful behavior and the dispersal of unlawful groups will help accomplish the Department's crowd control primary objectives.

Crowd Control Primary Objectives

- Protect life
- Restore and maintain order
- Arrest violators
- Protect vital facilities
- Protect property

When circumstances require crowd dispersal, the dispersal should generally not occur until control forces are in place to assist in managing the dispersed crowd, as unlawful conduct is extremely dynamic and mobile. Crowd dispersal strategies should only be used when immediate action is necessary to stop violence and/or property damage and/or sufficient resources are not present to ensure public safety.

Dispersal Orders

Methods to Deliver and Document Dispersal Orders

- Amplified sound
- Multiple languages when appropriate
- Confirm audibility from various locations
- Display signage indicating unlawful assembly and dispersal when possible
- Document with video/audio recording

The intent of a dispersal order is to permanently disperse a crowd, not to merely relocate the problem to another location. Supervisors should make a reasonable assessment to determine if the members of a crowd are attempting to comply with the dispersal order or relocate the unlawful behavior. It should be made clear that the crowd is expected to immediately leave the area and include a warning that force may be

used which could result in serious injury. The dispersal order must be given in a manner reasonably believed to be heard and understood by the intended audience. Based upon the circumstances, multiple announcements from various locations may be required. Dispersal orders should be delivered in English and in other languages that are appropriate for the audience. Regardless of the delivery method, the name of the individual giving the dispersal order and the date and time each order was given should be documented. Dispersal orders should not be given until control forces are in position to support crowd movement.

THE MEDIA

It is the Department's goal to provide the media as much access as legitimately possible to assist them in their duties. However, when an event is declared unlawful, all persons present, including members of the media, may be ordered to disperse. With the exception of spontaneously occurring events, whenever the Department develops an Incident Action Plan for an event that involves a public assembly, the Department will, when practicable, designate an area outside of the anticipated impacted area, but within viewing distance and audible range of the event, for members of the media to assemble.

USE OF FORCE

There are no exceptions to the Department's Use of Force Policy for crowd control situations. Officers may use only that force which is objectively reasonable. Verbalization should be used throughout the operation in an attempt to gain compliance. In determining the appropriate amount of force, officers shall evaluate each situation in light of the facts and circumstances of each particular case, including, but not limited to the seriousness

of the crime(s), the level of threat or resistance presented by the individual(s) and the danger to the community.

During crowd control situations, police officers may be required to physically engage individuals who exhibit conduct ranging from uncooperative to violent behavior. In these situations, officers may have to utilize force to move crowd members who do not respond to verbal directions, control violent individuals, or to effect an arrest. When the use of force is appropriate in a crowd control situation, only that force reasonable to make an arrest or disperse a crowd should be used.

Baton

The baton may be used to push individuals who do not respond to verbal commands and encroach upon officers on a skirmish line or, after a lawful dispersal order has been issued, on individuals who intentionally delay departure while officers attempt to disperse the crowd. The push technique utilizes the baton as an extension of your hand on passive/ aggressive demonstrators failing to comply with officer's orders. During this technique the tip of the baton is placed on the center of the chest, officers then push the demonstrator. The push technique is not a strike and is not a reportable Use of Force while utilized in a crowd control situation.

Note: The use of a baton as an impact device against an individual must be in response to the threatening or violent behavior of that individual and in a crowd control situation must be reported to a supervisor and appropriately documented.

Chemical Agents

The use of any Department approved chemical agent during a crowd control incident requires the approval of a commander or above. Chemical agents include CS gas, CN gas, OC, and all tear gas canisters. Before using any chemical agent, tactical consideration should be given to wind direction, safety equipment for officers, and the potential non-effectiveness of the chemical agent.

Less-Lethal Munitions

Less-lethal munitions are either **target specific** or **non-target specific**. Target specific munitions may be used on a hostile individual which may or may not be in a crowd that poses an immediate threat of violence or physical harm, (e.g., throwing projectiles). Beanbag shotgun Super-Sock rounds and 40mm sponge rounds are target specific munitions. Less-lethal munitions can be deployed by trained personnel.

The 37mm foam rubber baton round is a non-target specific round used for crowd control. With the approval of the Incident Commander, the 37mm foam rubber baton may be used as a crowd control tool when a dispersal order has been issued and/or **immediate** action is necessary, to stop violence, to ensure public safety, and restore order. Its use should be constantly assessed as to its effectiveness and its effect on the crowd.

The 37mm minimum recommended range is 5 – 10 feet in front of the crowd (skip fired) with a maximum effective range of 50 feet.

The use of less-lethal munitions, the circumstances, and the number of rounds expended should be documented on Incident Command System (ICS) Form 214.

Reporting a Non-Categorical Use of Force in Crowd Control Situations

In a crowd control situation, a Use of Force Report is not required when officer(s) become involved in an incident where force is used to push or move individuals who exhibit unlawful or hostile behavior and who do not respond to verbal directions by the police. This applies only to officers working in organized squad and platoon sized units directly involved in a crowd control mission. Additionally, should force be utilized under these circumstances, officers shall notify their immediate supervisor of the use of force once the tactical situation has been resolved. The supervisor shall report the actions on ICS Form 214, or as directed by the incident commander.

A Use of Force Report is required when an officer(s) becomes involved in an isolated incident with an individual during a crowd control situation, which goes beyond the mission of the skirmish line.

Note: When a suspect has been taken into custody, the booking number or DR number of the related report shall be cross-referenced on ICS Form 214.

Medical Treatment

Any suspect taken into custody that has been injured or complains of injury shall receive medical treatment in accordance with established procedures.

CONCLUSION

The police response to each assembly or protest is different and will require flexibility, creativity, discipline, and patience. A non-violent, "sit-down" demonstration requires a much different police response than a violent group who has become destructive. The tactics used to manage or control a crowd should make every attempt to facilitate and protect First Amendment activity while isolating and arresting those engaged in unlawful behavior.

Points to Remember

- First Amendment Rights vs. unlawful behavior
- Keep the peace
- Protect property and vital facilities
- Maintain situational awareness
- Economy of force
- Stop unlawful behavior
- Obtain voluntary compliance
- Remain flexible

AMENDMENTS

This version replaces Use of Force-Tactics Directive No. 11, Crowd Management, Intervention, and Control, October 2020

A handwritten signature in black ink, appearing to read 'MICHEL R. MOORE', written over a faint circular stamp or watermark.

MICHEL R. MOORE
Chief of Police

DISTRIBUTION "A"

Attachments: Dispersal Order, Concepts and Strategies, Terms and Definitions

**Crowd Management, Intervention, and Control
Example Dispersal Orders**

DISPERSAL ORDER

"I am (rank and officer's name), a police officer for the City of Los Angeles. I hereby declare this to be an unlawful assembly and, in the name of the people of the State of California, command all those assembled at (give specific location for example, the area bounded by Main Street on the east, Spring Street on the west, City Hall steps on the north, and the south sidewalk of 1st Street on the south) to immediately disperse, which means to break up this assembly. If you do not do so, you may be arrested or subject to other police action. Other police action may include the use of less lethal munitions, which could cause significant risk of serious injury to those who remain. Section 409 of the Penal Code prohibits remaining present at an unlawful assembly. If you remain in the area which was just described, regardless of your purpose in remaining, you will be in violation of Section 409. The following routes of dispersal are available (give the most convenient route(s) of dispersal). You have _____ minutes (give a reasonable amount of time-- take into consideration the number of participants, location of the event, and number of exit routes) to disperse."

**DISPERSAL ORDER
(Spanish)**

"Soy (officer's name and rank) oficial de policia de la Ciudad de Los Angeles. Por la presente declaro que esta reunion es ilegal y en nombre del pueblo del Estado de California ordeno que todas las personas reunidas en (give specific location, for example, the area bounded by Main Street on the east, Spring Street on the west, City Hall steps on the north, and the south sidewalk of 1st Street on the south) se dispersen inmediatamente. De lo contrario serán arrestadas o estarán sujetos a otras acciones policíacas. Otras acciones policíacas pueden incluir el uso de municiones de menos lethal, el cual puede causar riesgo significacion de heridas serias a los que permanecen. La Sección 409 del Código Penal prohíbe permanecer en una reunión ilegal. Si usted/ustedes permanecen en las áreas mencionadas, sin importar el propósito de su permanencia, usted/ustedes estarán violando la sección 409 del Código Penal de California. Las rutas que se pueden usar para dispersarse son las siguientes: (give the most convenient route(s) of dispersal). Uds tienen _____ minutos (give a reasonable amount of time-- take into consideration the number or participants, location of the event and number of exit routes) para dispersarse."

Crowd Management, Intervention, and Control Concepts and Strategies

Lawful Assembly	Isolated Unlawful Behavior	Unlawful Assembly	Riot
<p>Free Speech and assembly are protected First Amendment activity. The following are examples:</p> <ul style="list-style-type: none"> • Speeches • Marches • Demonstrations • Rallies • Picketing • Public assemblies • Protests • Celebratory events 	<p>Isolated unlawful activity by individuals or small groups within a crowd should not automatically form the basis for declaring an assembly unlawful.</p> <ul style="list-style-type: none"> • Isolated destruction of property • Isolated acts of violence • Isolated rock or bottle throwers • Individual sit down demonstrators 	<p>407 PC Two or more persons assemble</p> <ul style="list-style-type: none"> • To do an unlawful act or • To do a lawful act in a boisterous or tumultuous manner <p><i>Assemblies may be dispersed when they are: Violent, or pose a clear and present danger of violence, or the group is breaking some other law in the process. If a crime is occurring action may be taken to stop it prior to a Dispersal Order being given.</i></p> <ul style="list-style-type: none"> • Civil Disobedience • Sit down demonstration 	<p>404 PC Riot, (a) Any use of force or violence, disturbing the public peace, or any threat to use force or violence, if accompanied by immediate power of execution, by two or more persons acting together, and without authority of law, is a riot.</p> <ul style="list-style-type: none"> • Group violent behavior • Group acts of property damage
Police Action			
<p>Use Crowd Management strategies:</p> <ul style="list-style-type: none"> • Meet with event organizers and stakeholders • Determine the history and risk of the group • Create a planning team • Check permit limitations • Develop Incident Action Plan and objectives • Identify and assign resources: Video unit, fixed posts, MFF, Bicycle Units, Air Support, TSE, Shadow Teams, Mounted Unit • Monitor and assess crowd behavior • Separate opposing factions • Maintain video log • Provide direction and expectations at roll call • Engender facilitation not confrontation • Ensure the appropriate uniform for the event • Interact with organizers and gain cooperation 	<p>Use Crowd Intervention strategies:</p> <ul style="list-style-type: none"> • Use organizers and monitors to gain voluntary compliance • Isolate, arrest and remove law violators as quickly as possible • Video action of officers and law violators • Use amplified sound (sound trucks or CIUVs) to communicate intent or to gain compliance • Use low profile tactics when possible. Don't become the focus of the demonstration. • Use Passive Arrest Teams, Tangle Teams, Shadow Teams, Cross Bows, Arrest Circles • When it is not possible to make an immediate arrest, identify and track suspects using cameras, observation posts, an air unit or shadow teams • Continue to assess; escalate and de-escalate as behavior changes • Don't increase crowd tension or change crowd focus to law enforcement by unnecessary aggressive appearance or behavior 	<p>Use Crowd Control strategies:</p> <ul style="list-style-type: none"> • Obtain voluntary compliance • Video action of officers and law violators • Act quickly • Request resources (MFF) • Put control forces in place • Identify dispersal routes • Put a traffic plan in place • Move media to protected area. Use amplified sound (sound trucks or CIUVs) to communicate intent to declare an unlawful assembly • Disperse unlawful crowd • Track and contain groups involved in illegal behavior using cameras, observation posts, Shadow Teams or Air Unit • Arrest individuals who fail to disperse or who are involved in illegal activity • Use Arrest Links to move arrestees • With appropriate approval, deploy the crowd that poses an immediate threat of violence or physical harm • Ensure only reasonable force • Report use of force and expended munitions • Restore traffic flow 	<p>Use Crowd Control strategies:</p> <ul style="list-style-type: none"> • Video action of officers and law violators • Immediately stop the behavior • Request resources (MFF) • Put control forces in place • Stop the illegal activity • Put a traffic plan in place • Track and contain groups involved in illegal behavior using cameras, observation posts, Shadow Teams or Air Unit. • Arrest law violators • Use Arrest Links to move arrestees • With appropriate approval, deploy the appropriate less-lethal munitions to defend officers or to stop violent behavior • Ensure only reasonable force • Report use of force and expended munitions • Restore and maintain order • Restore traffic flow • Discourage groups from forming • Protect lives, property, and vital facilities • Establish and patrol divisions • Remain present • Reassess the situation • Return to normalcy • Act quickly

Crowd Management, Intervention, and Control Terms and Definitions

- Active Resistance:** To intentionally and unlawfully oppose the lawful order of a peace officer in a physical manner.
- Arrest Links:** A method of linking multiple arrestees together for control purposes.
- Arrest Protocol:** The formal process of placing subjects under arrest, taking into custody, and associating the arresting peace officer(s) with the specific individual arrested.
- Arrest Teams:** Personnel assigned to arrest duties during civil disobedience/civil disorder operations.
- Booking Teams:** Personnel assigned to custodial and processing duties during civil disobedience/civil disorder operations.
- Civil Disobedience:** An unlawful event involving a planned or spontaneous demonstration by a group of people.
- Civil Disorder:** An unlawful event involving significant disruption of the public order.
- Collective Behavior:** The unlawful behavior of a group of persons involved in situations where normal cultural structure and controls are not observed, such as unruly crowds, civil disobedience, and riots.
- Command:** The authority a person lawfully exercises over subordinates by virtue of his/her rank and assignment or position.
- Compliance Techniques:** Reasonable, lawful use of force methods intended to encourage suspect cooperation.
- Control Devices:** Devices intended to assist peace officers in gaining control of subjects who refuse to submit to lawful authority (e.g., batons, TASER, restraints, chemical agents, etc.).
- Cordoning:** Surrounding or enclosing a particular problem area; also referred to as perimeter control.
- Critical Facilities:** Any location essential to the well-being and safety of the community requiring law enforcement protection during a critical incident.
- Crowd:** A number of persons collected into a close body.
- Crowd Control:** Law enforcement response to a pre-planned or spontaneous event, activity or occurrence where there is a potential for unlawful activity or the threat of violence.
- Crowd Dynamics:** Factors which influence crowd behavior.
- Crowd Intervention:** Strategies and tactics employed by law enforcement during lawful assemblies to address unlawful activity, civil disorder, and to arrest violators.
- Crowd Management:** Strategies and tactics employed by law enforcement to manage lawful assemblies in an effort to prevent the escalation of events into an unlawful assembly or riot.
- Decontamination:** Procedures taken to reduce the effects of any non-lethal chemical agent.
- Discipline:** Pattern of behavior consistent with demonstrating self-control, teamwork, moderation, and restraint.
- Dispersal Order:** Lawful orders communicated by law enforcement personnel commanding individuals assembled unlawfully to disperse.
- Flashpoint:** Specific location(s) which can be anticipated to attract criminal elements and become the origin or focal point of civil disorder.
- Force Options:** Reasonable force applications utilized by law enforcement to effect arrest, overcome resistance, and prevent escape.

Crowd Management, Intervention, and Control Terms and Definitions

Formations: Coordinated unit tactics utilized by law enforcement to control crowds, stop unlawful activity, and disperse and/or arrest violators.

Incident Command System (ICS): The statewide model for field level management of emergencies mandated by the Standardized Emergency Management System (SEMS). ICS is specifically designed to allow its users to adopt an integrated organizational structure equal to the complexity of demands of single and multiple incidents without being hindered by jurisdictional boundaries.

Less-Lethal Impact Munitions: Projectiles launched or otherwise deployed for purposes of overcoming resistance, preventing escape, effecting arrest, reducing serious injury and are without significant likelihood of causing death.

Management: The process of planning, organizing, coordinating, directing, budgeting, and controlling resources.

Mobile Arrest and Booking Teams: Mobile teams designated to assist field personnel with mass arrest and booking.

Mobile Field Force: An organized, mobile law enforcement tactical force equipped and trained to respond to unusual occurrences. The Mobile Field Force configuration is currently the statewide standard known as "Mutual Aid Response Mobile Field Force."

Mobile Tactics: specialized techniques that give Mobile Field Force (MFF) personnel the ability to respond rapidly and complete high-risk missions beyond the capabilities of other personnel. The vehicles may also be utilized for crowd control and containment.

Mob: A disorderly group of people engaged in unlawful activity.

Mounted Tactics: Tactics while mounted on horses.

Non-Compliant Behavior: Behavior which does not yield to a lawful order.

Non-Lethal Chemical Agents: Devices utilized by law enforcement agencies which may include CS, CN or OC.

Non-Target Specific Less-Lethal Impact Munitions: Less-lethal munitions fired at a crowd for the purpose of crowd control (37mm, 20F Multiple Foam Rubber Projectiles).

Pain Compliance: The stimulation of nerves or the manipulation of joints to elicit a sense of unease or distress in a subject, causing that subject to comply. Examples include control holds, impact weapons, non-lethal chemical agents, TASER, etc.

Passive Arrest Teams (PAT): Organized teams of peace officers assigned to take "passive arrestees" into custody.

Passive Resistance: A commonly used term referring to non-violent opposition to the lawful directions of law enforcement during arrest situations.

Photographic Teams: Law enforcement photographers assigned to document designated activity involving civil disobedience.

Platoon: A tactical component consisting of two or more supervised squads.

Policy: Statements of principles and values which guide the performance of a specific Department activity. Policy establishes limits of action and reflects a statement of guiding principles that should be followed in order to achieve an agency's objective.

Procedure: A method of performing an operation, or a manner of proceeding on a course of action, within limits of policy.

Public Disruption: The interruption or disturbance of public order.

Crowd Management, Intervention, and Control Terms and Definitions

Shadow Team: A squad sized plain clothes unit made up of two, five-officer elements, each having a supervisor that is responsible for working within crowds to identify individuals involved in illegal behavior, and when possible monitor their behavior, and/or arrest and remove them from the crowd as quietly as possible.

Uniformed Shadow Support Team: A squad of 10 uniformed officers and two supervisors that are responsible for coordinating with, and supporting, Shadow Teams.

Stakeholder: Entities having a legal, professional, economic or community interest/responsibility in the event.

Standardized Emergency Management System (SEMS): A system required by the California Government Code for managing response to multi-agency and multi-jurisdictional emergencies in California. SEMS consists of five organizational levels that are activated as necessary: Field Response, Local Government, Operational Area, Region and State.

Target Specific Less-Lethal Impact Munitions: Less-lethal munitions fired at a specific/identifiable target for purpose of selectively and temporarily incapacitating an individual or to cause the individual(s) to stop their actions: 12 gauge Super-Sock Projectiles; and 40mm Exact Impact Sponge Munitions

- The suspect or subject is violently resisting arrest or poses an immediate threat of violence or physical harm
- Unlawful behavior must include violent actions/movements


Unlawful Assembly: Penal Code Section 407 defines an "unlawful assembly" as: "Whenever two or more persons assemble together to do an unlawful act, or to do a lawful act in a violent, boisterous or tumultuous manner, such assembly is an unlawful assembly." "Boisterous or tumultuous manner" has been interpreted by the courts to mean conduct which poses a clear and present danger of imminent violence.

Violent, Boisterous or Tumultuous manner: A manner in which the people are acting must be violent or pose a clear and present danger of imminent violence.

California Assembly Bill 481 Equipment Report

APPENDIX

Audit Division Contact: Sergeant II Michelle Smith, Serial No. 38603,
(213) 486-8390 or 38603@lapd.online



MICHELLE SMITH
Project Manager, Audit Division



HECTOR SANCHEZ
Officer in Charge, Audit Division



TRINA UNZICKER
Commanding Officer, Audit Division