

1934年

第 卷  
第 4 月

中華民國二十三年四月份

中華國有鐵路

# 統計月刊

鐵道部總務司統計科編訂

RAILWAY STATISTICS

FOR THE MONTH OF APRIL,

1934

CHINESE NATIONAL RAILWAYS

Compiled by  
Division of Statistics, Department of General Affairs,  
Ministry of Railways,  
Peking, China.



中華民國二十三年四月號

# 本期目錄

頁數

- I 旅客列車統計.....1—2  
二十三年四月份
- II 旅客列車統計每機車鐘點之列車公里圖 ..... 3  
二十三年四月份
- III 貨物列車統計.....4—5  
二十三年四月份
- IV 貨物空車噸公里之百分數比較圖 ..... 6  
二十三年四月份
- V 每列車公里之貨車噸公里比較圖 ..... 7  
二十三年四月份
- VI 平均列車載重及機車載運容量.....8—9  
二十三年四月份
- VII 旅客列車統計每列車載重與機車載重之比率圖.....10  
二十三年四月份
- VIII 貨物列車統計每列車載重與機車載重之比率圖.....11  
二十三年四月份
- IX 貨車在站停留統計.....12—13  
二十三年四月份
- X 每貨車平均停站之公噸鐘點圖.....14  
二十三年四月份
- XI 載運旅客統計.....15—22  
二十三年四月份
- XII 貨物運輸統計.....23—30  
二十三年四月份
- XIII 營業收支比較表.....31—34  
二十三年四月份
- XIV 機車用煤及價值比較表.....35—36  
二十三年四月份
- XV 車輛用油比較表.....37—38  
二十三年四月份
- XVI 各路起運礦產噸數表.....39—44  
二十三年四月份
- XVII 各路員工統計.....45—46  
二十三年四月份

## 旅客列車統計

二十三年四月份

| 項 目<br>CLASSIFICATION   | 平 漢<br>P. H. | 北 甯<br>P. L. | 津 浦<br>T. P. | 京 滬<br>N. S. | 滬 杭 甬<br>S.H.N. |
|---|--------------|--------------|--------------|--------------|-----------------|
| 列 車 公 里<br>TRAIN KILOMETRES RUN:-                                   |              |              |              |              |                 |
| 常 規 Ordinary  | 162,216      | 126,490      | 184,712      | 191,164      | 82,607          |
| 特 別 Special   | 118,058      | 19,209       | 5,970        | 3,251        | 2,615           |
| 混 合 Mixed   | 27,132       | 6,753        | 30,409       | 12,110       | 11,569          |
| 共 計 Total   | 307,406      | 152,452      | 221,091      | 206,525      | 96,791          |
| 上 年 本 期 Same period last year                                       | 139,541      | 258,371      | 175,937      | 195,354      | 91,082          |
| 機 車 鐘 點<br>LOCOMOTIVE HOURS WORKED:-                                |              |              |              |              |                 |
| 常 規 Ordinary  | 6,058        | 2,743        | 4,822        | 4,722        | 2,101           |
| 特 別 Special   | 5,383        | 1,029        | 190          | 84           | 57              |
| 混 合 Mixed   | 1,794        | 233          | 866          | 319          | 359             |
| 共 計 Total   | 13,235       | 4,005        | 5,878        | 5,125        | 2,517           |
| 上 年 本 期 Same period last year                                       | 6,232        | 9,058        | 5,273        | 5,306        | 2,475           |
| 每 機 車 鐘 點 之 列 車 公 里<br>TRAIN KILOMETRES PER<br>LOCOMOTIVE HOUR:-    |              |              |              |              |                 |
| 常 規 Ordinary  | 26.78        | 46.11        | 38.31        | 40.48        | 39.32           |
| 特 別 Special   | 21.93        | 18.67        | 31.42        | 38.70        | 45.88           |
| 混 合 Mixed   | 15.12        | 28.98        | 35.11        | 37.96        | 32.23           |
| 共 計 Total   | 23.23        | 38.07        | 37.61        | 40.30        | 38.45           |
| 上 年 本 期 Same period last year                                       | 22.39        | 28.52        | 33.75        | 36.82        | 37.72           |
| 客 座 公 里<br>SEAT KILOMETRES RUN<br>(000 omitted):-                   |              |              |              |              |                 |
| 頭 等 I Class   | 3,347        | 9,192        | 9,607        | 7,405        | 2,830           |
| 上 年 本 期 Same period last year                                       | 3,742        | 7,250        | 8,673        | 7,414        | 2,799           |
| 二 等 II Class  | 4,642        | 13,406       | 12,339       | 12,930       | 8,056           |
| 上 年 本 期 Same period last year                                       | 3,378        | 8,361        | 10,289       | 12,634       | 8,304           |
| 三 等 III Class   | 82,282       | 78,726       | 81,736       | 85,030       | 45,260          |
| 上 年 本 期 Same period last year                                       | 61,083       | 54,557       | 76,264       | 99,112       | 41,964          |
| 四 等 IV Class  | —            | 402          | —            | 43,501       | 9,760           |
| 上 年 本 期 Same period last year                                       | —            | 1,275        | —            | 37,390       | 10,839          |
| 共 計 Total   | 90,271       | 101,726      | 103,632      | 148,866      | 65,906          |
| 上 年 本 期 Same period last year                                       | 68,203       | 71,443       | 95,226       | 156,550      | 63,906          |
| 客 座 公 里 所 佔 之 百 分 率<br>PERCENTAGE OF SEAT<br>KILOMETRES OCCUPIED:-  |              |              |              |              |                 |
| 頭 等 I Class   | 3.71         | 9.04         | 9.27         | 4.97         | 4.30            |
| 上 年 本 期 Same period last year                                       | 5.49         | 10.15        | 9.11         | 4.74         | 4.38            |
| 二 等 II Class  | 5.14         | 13.18        | 11.90        | 8.69         | 12.22           |
| 上 年 本 期 Same period last year                                       | 4.95         | 11.70        | 10.80        | 8.07         | 12.99           |
| 三 等 III Class   | 91.15        | 77.39        | 78.83        | 57.12        | 68.67           |
| 上 年 本 期 Same period last year                                       | 89.56        | 76.36        | 80.09        | 63.31        | 65.67           |
| 四 等 IV Class  | —            | 0.39         | —            | 29.22        | 14.81           |
| 上 年 本 期 Same period last year                                       | —            | 1.79         | —            | 23.88        | 16.96           |
| 共 計 Total   | 100.00       | 100.00       | 100.00       | 100.00       | 100.00          |
| 上 年 本 期 Same period last year                                       | 100.00       | 100.00       | 100.00       | 100.00       | 100.00          |
| 每 列 車 公 里 之 客 座 公 里<br>SEAT KILOMETRES PER<br>TRAIN KILOMETRE RUN:- |              |              |              |              |                 |
| 頭 等 I Class   | 10.89        | 60.29        | 43.45        | 35.85        | 29.24           |
| 上 年 本 期 Same period last year                                       | 26.82        | 28.06        | 49.30        | 37.95        | 30.73           |
| 二 等 II Class  | 15.10        | 87.94        | 55.81        | 62.61        | 83.23           |
| 上 年 本 期 Same period last year                                       | 24.21        | 32.36        | 58.43        | 64.67        | 91.17           |
| 三 等 III Class   | 267.66       | 516.40       | 369.70       | 411.72       | 467.67          |
| 上 年 本 期 Same period last year                                       | 437.74       | 211.16       | 433.47       | 507.35       | 460.73          |
| 四 等 IV Class  | —            | 2.64         | —            | 210.63       | 103.81          |
| 上 年 本 期 Same period last year                                       | —            | 4.93         | —            | 191.40       | 119.00          |
| 共 計 Total   | 293.65       | 667.27       | 468.96       | 720.81       | 680.91          |
| 上 年 本 期 Same period last year                                       | 488.77       | 276.51       | 541.25       | 801.37       | 701.63          |

附註：正太路報告未到

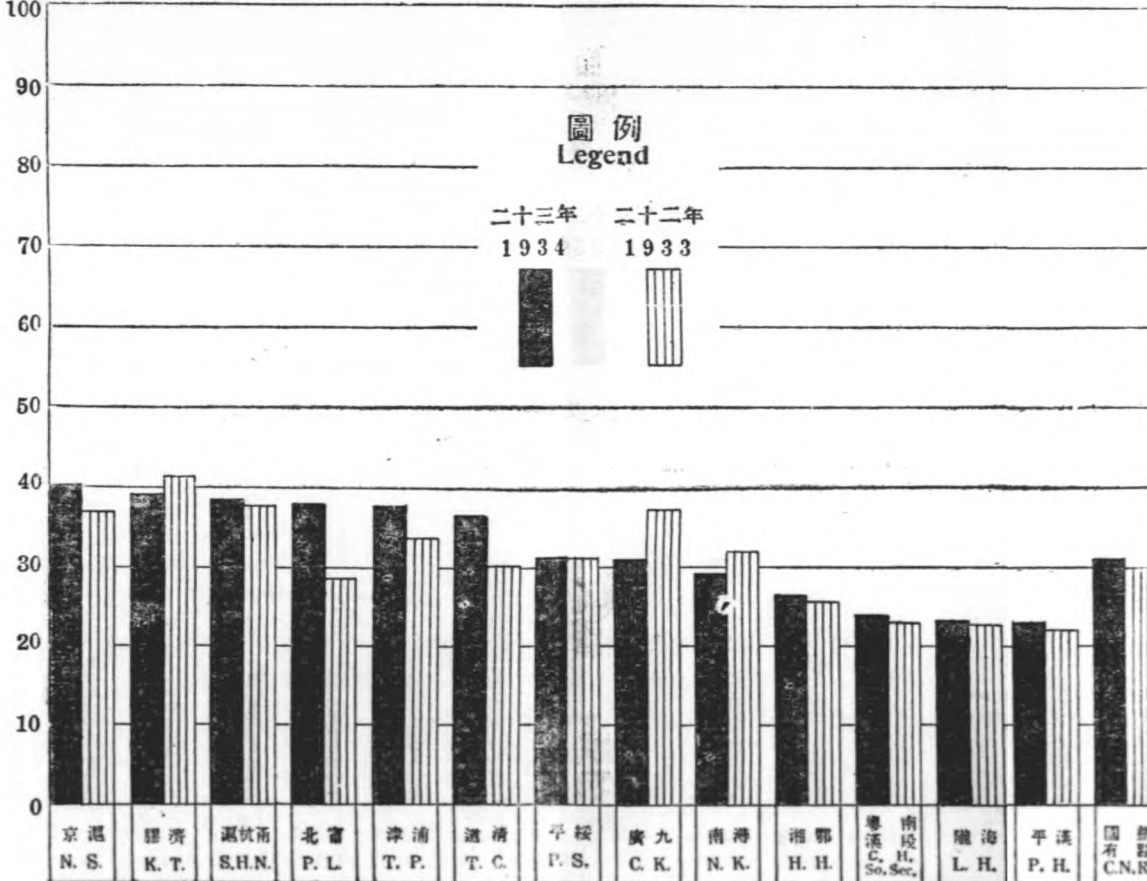
PASSENGER TRAIN STATISTICS  
April, 1934.

| 平 漢<br>P. S. | 滬 浦<br>T. C. | 滬 海<br>L. H. | 廣 九<br>C. K. | 湘 鄂<br>H. H. | 膠 濟<br>K. T. | 南 津<br>N. K. | 粵漢南段<br>C. H.<br>(SO. SEC.) | 共 計<br>TOTAL |
|--------------|--------------|--------------|--------------|--------------|--------------|--------------|-----------------------------|--------------|
| 77,046       | —            | 66,120       | 17,132       | 22,151       | 70,783       | 6,931        | 33,548                      | 1,040,900    |
| 47,277       | 72           | 11,683       | 3,998        | 524          | 11,044       | 19,937       | 1,101                       | 244,739      |
| 18,746       | 11,924       | 31,640       | 8,049        | 17,927       | 24,686       | 2,296        | 6,360                       | 209,601      |
| 143,069      | 11,996       | 109,443      | 29,179       | 40,602       | 106,513      | 29,164       | 41,009                      | 1,195,240    |
| 99,628       | 12,048       | 119,592      | 27,130       | 41,775       | 97,057       | 14,247       | 40,111                      | 1,311,873    |
| 2,353        | —            | 2,535        | 302          | 790          | 1,563        | 212          | 1,370                       | 29,571       |
| 1,599        | 3            | 614          | 80           | 20           | 419          | 704          | 46                          | 10,228       |
| 613          | 326          | 1,547        | 568          | 728          | 737          | 78           | 297                         | 8,465        |
| 4,565        | 329          | 4,696        | 950          | 1,538        | 2,719        | 994          | 1,713                       | 48,264       |
| 3,190        | 399          | 5,240        | 724          | 1,626        | 2,345        | 446          | 1,734                       | 43,928       |
| 32.74        | —            | 26.08        | 56.73        | 28.04        | 45.29        | 32.69        | 24.49                       | 35.20        |
| 29.57        | 24.00        | 19.03        | 49.98        | 26.20        | 26.36        | 28.32        | 23.93                       | 23.93        |
| 30.58        | 36.58        | 20.45        | 14.17        | 24.63        | 33.50        | 29.44        | 21.41                       | 24.76        |
| 31.34        | 36.46        | 23.31        | 30.71        | 26.40        | 39.17        | 29.34        | 23.94                       | 30.98        |
| 31.23        | 30.20        | 22.82        | 37.47        | 25.69        | 41.39        | 31.94        | 23.13                       | 29.86        |
| 801          | 134          | 2,907        | 1,208        | 1,179        | 1,804        | 145          | 2,573                       | 43,132       |
| 2,679        | 108          | 2,387        | 1,156        | 6,297        | 2,092        | 111          | 2,757                       | 47,465       |
| 727          | 191          | 2,867        | 3,166        | 1,300        | 7,219        | 351          | 3,538                       | 70,732       |
| 2,081        | 84           | 2,194        | 2,914        | 1,219        | 5,578        | 345          | 3,474                       | 60,855       |
| 26,522       | 4,028        | 36,185       | 22,983       | 21,735       | 57,248       | 13,571       | 27,844                      | 583,150      |
| 27,130       | 3,241        | 44,786       | 21,300       | 22,915       | 55,322       | 7,628        | 27,819                      | 543,121      |
| —            | —            | —            | —            | —            | —            | —            | —                           | 53,663       |
| —            | —            | —            | —            | —            | —            | —            | —                           | 49,504       |
| 28,050       | 4,353        | 41,959       | 27,357       | 24,214       | 66,271       | 14,067       | 33,955                      | 750,677      |
| 31,890       | 3,433        | 49,367       | 25,370       | 30,431       | 62,992       | 8,084        | 34,050                      | 700,945      |
| 2.86         | 3.08         | 6.93         | 4.42         | 4.87         | 2.72         | 1.03         | 7.58                        | 5.75         |
| 8.40         | 3.14         | 4.84         | 4.56         | 20.69        | 3.32         | 1.37         | 8.10                        | 6.77         |
| 2.59         | 4.39         | 6.83         | 11.57        | 10.89        | 2.50         | 10.42        | 9.42                        | 9.42         |
| 6.53         | 2.45         | 4.44         | 11.48        | 4.01         | 8.86         | 4.27         | 10.20                       | 8.68         |
| 94.55        | 92.53        | 86.24        | 84.01        | 89.76        | 86.39        | 96.47        | 82.00                       | 77.68        |
| 85.07        | 94.41        | 90.72        | 83.96        | 75.30        | 87.81        | 94.36        | 81.70                       | 77.49        |
| —            | —            | —            | —            | —            | —            | —            | —                           | 7.15         |
| —            | —            | —            | —            | —            | —            | —            | —                           | 7.06         |
| 100.00       | 100.00       | 100.00       | 100.00       | 100.00       | 100.00       | 100.00       | 100.00                      | 100.00       |
| 100.00       | 100.00       | 100.00       | 100.00       | 100.00       | 100.00       | 100.00       | 100.00                      | 100.00       |
| 5.60         | 11.17        | 26.56        | 41.40        | 29.03        | 16.94        | 4.97         | 62.74                       | 28.85        |
| 26.89        | 8.96         | 19.96        | 42.61        | 150.74       | 21.55        | 7.79         | 68.73                       | 36.18        |
| 5.08         | 15.92        | 26.20        | 108.50       | 32.02        | 67.78        | 12.04        | 86.28                       | 47.30        |
| 20.89        | 6.97         | 18.35        | 107.41       | 29.18        | 57.47        | 24.22        | 86.61                       | 46.39        |
| 185.38       | 335.78       | 330.63       | 787.66       | 535.32       | 537.47       | 465.33       | 678.97                      | 390.00       |
| 272.31       | 269.01       | 374.49       | 785.11       | 548.53       | 570.00       | 535.41       | 693.55                      | 414.00       |
| —            | —            | —            | —            | —            | —            | —            | —                           | 35.89        |
| —            | —            | —            | —            | —            | —            | —            | —                           | 37.74        |
| 196.06       | 362.87       | 383.39       | 937.56       | 596.37       | 622.19       | 482.34       | 827.99                      | 502.04       |
| 320.09       | 284.94       | 412.80       | 935.13       | 728.45       | 649.02       | 567.42       | 848.89                      | 534.31       |

Note: Cheng-Tai not reported

旅客列車統計  
每機車鐘點之列車公里  
二十三年四月份  
Passenger Train Statistics  
Train Kilometres per Locomotive Hour  
April 1934/1933, classified by lines.

公里  
Kilometres



貨物列車統計  
二十三年四月份

| 項 目<br>CLASSIFICATION  | 平 漢<br>P. H. | 北 甯<br>P. L. | 津 浦<br>T. P. | 京 滬<br>N. S. | 滬 杭<br>S. H. N. |
|--|--------------|--------------|--------------|--------------|-----------------|
| 列車公里<br>TRAIN KILOMETRES RUN:-                               |              |              |              |              |                 |
| 尋常 Ordinary  | 286,877      | 259,794      | 273,211      | 65,454       | 39,089          |
| 混合 Mixed   | 54,312       | 31,407       | 60,818       | 7,009        | 2,896           |
| 共 計 Total  | 341,189      | 291,201      | 334,029      | 72,463       | 41,985          |
| 上年本期 Same period last year                                   | 312,499      | 290,486      | 306,713      | 51,261       | 36,179          |
| 業務 Service   | 20,493       | 10,545       | 15,801       | 1,642        | 74              |
| 上年本期 Same period last year                                   | 30,893       | 2,864        | 33,364       | 651          | 242             |
| 機車鐘點<br>LOCOMOTIVE HOURS WORKED:-                            |              |              |              |              |                 |
| 尋常 Ordinary  | 13,836       | 10,188       | 9,582        | 2,231        | 1,320           |
| 混合 Mixed   | 3,589        | 1,081        | 1,733        | 191          | 91              |
| 共 計 Total  | 17,425       | 11,269       | 11,315       | 2,422        | 1,411           |
| 上年本期 Same period last year                                   | 17,381       | 12,373       | 11,258       | 1,666        | 1,241           |
| 業務 Service   | 1,009        | 421          | 571          | 54           | 3               |
| 上年本期 Same period last year                                   | 1,985        | 117          | 1,281        | 32           | 7               |
| 每機車鐘點之列車公里<br>TRAIN KMS. PER LOCOMOTIVE HOUR:-               |              |              |              |              |                 |
| 尋常 Ordinary  | 20.73        | 25.50        | 28.51        | 29.34        | 29.61           |
| 混合 Mixed   | 15.13        | 29.05        | 35.09        | 36.70        | 31.82           |
| 共 計 Total  | 19.58        | 25.84        | 29.52        | 29.92        | 29.76           |
| 上年本期 Same period last year                                   | 17.98        | 23.48        | 27.24        | 30.77        | 29.15           |
| 業務 Service   | 20.31        | 24.99        | 27.67        | 30.41        | 24.67           |
| 上年本期 Same period last year                                   | 15.56        | 24.45        | 26.05        | 20.34        | 34.57           |
| 貨車噸公里<br>WAGON TON KILOMETRES:-                              |              |              |              |              |                 |
| 上行 UP  |              |              |              |              |                 |
| 載重 Loaded  | 35,690,289   | 34,658,827   | 34,678,364   | 14,007,322   | 8,384,099       |
| 空車 Empty   | 91,888,261   | 26,955,527   | 11,373,984   | 10,664,335   | 2,373,201       |
| 下行 DOWN  |              |              |              |              |                 |
| 載重 Loaded  | 81,849,787   | 42,006,616   | 75,272,563   | 24,996,910   | 9,550,396       |
| 空車 Empty   | 12,813,180   | 20,671,456   | 144,680,751  | 1,713,039    | 1,405,164       |
| 共計載重 Total Loaded  | 117,540,076  | 76,665,443   | 109,950,927  | 39,004,232   | 17,934,495      |
| 上年本期 Same period last year                                   | 102,457,734  | 58,438,821   | 69,466,787   | 25,191,509   | 13,923,915      |
| 共計空車 Total Empty   | 104,701,441  | 47,626,983   | 186,054,735  | 12,377,374   | 3,778,365       |
| 上年本期 Same period last year                                   | 56,887,021   | 38,937,054   | 48,366,961   | 9,035,018    | 3,097,935       |
| 貨車噸公里之百分數<br>PERCENTAGE OF WAGON TON KILOMETRAGE RUN EMPTY:- |              |              |              |              |                 |
| 上行 UP  |              |              |              |              |                 |
| 下行 DOWN  |              |              |              |              |                 |
| 共 計 Total  | 72.02        | 43.75        | 54.40        | 43.23        | 22.06           |
| 上年本期 Same period last year                                   | 13.54        | 32.98        | 65.78        | 6.41         | 12.83           |
| 每列車公里之貨車噸公里<br>WAGON TON KILOMETRAGE PER TRAIN KM. RUN:-     |              |              |              |              |                 |
| 載重 Loaded  | 344.50       | 263.27       | 329.17       | 538.26       | 427.17          |
| 空車 Empty   | 306.87       | 163.56       | 557.00       | 170.81       | 89.99           |
| 共 計 Total  | 651.37       | 426.83       | 886.17       | 709.07       | 517.16          |
| 上年本期 Same period last year                                   | 509.90       | 335.22       | 384.18       | 667.69       | 470.49          |

附註：正大路報告未全



GOODS TRAIN STATISTICS

April, 1934.

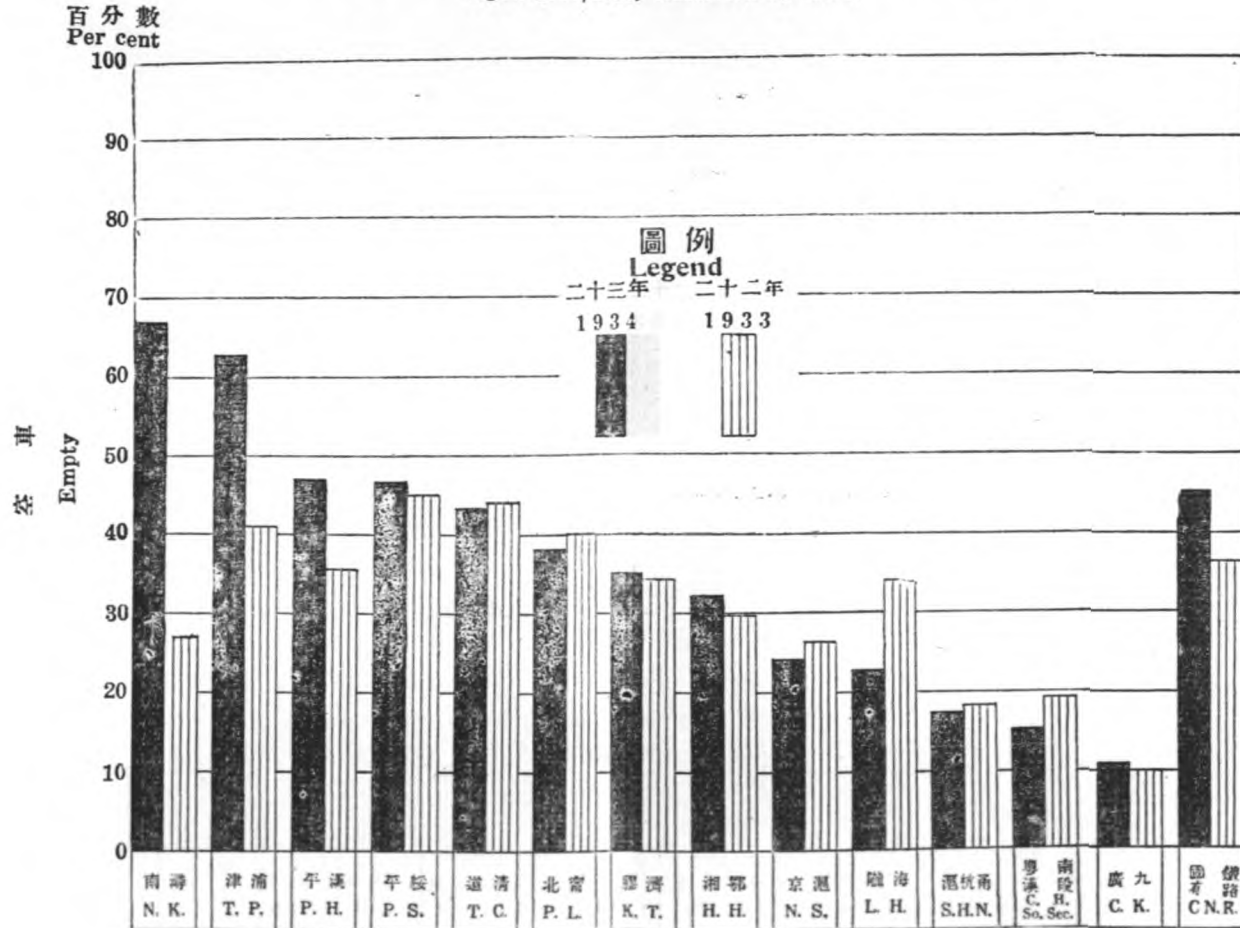
Table with 10 columns: 平綏 (P. S.), 遼濟 (T. C.), 隴海 (L. H.), 廣九 (C. K.), 湘鄂 (H. H.), 膠濟 (K. T.), 南浦 (N. K.), 粵漢南段 (C. H. SO. SEC.), 共計 (TOTAL). Rows show various statistics for April 1934.

Note: Cheng-Tai not reported

貨物空車噸公里之百分數比較

二十三年四月份

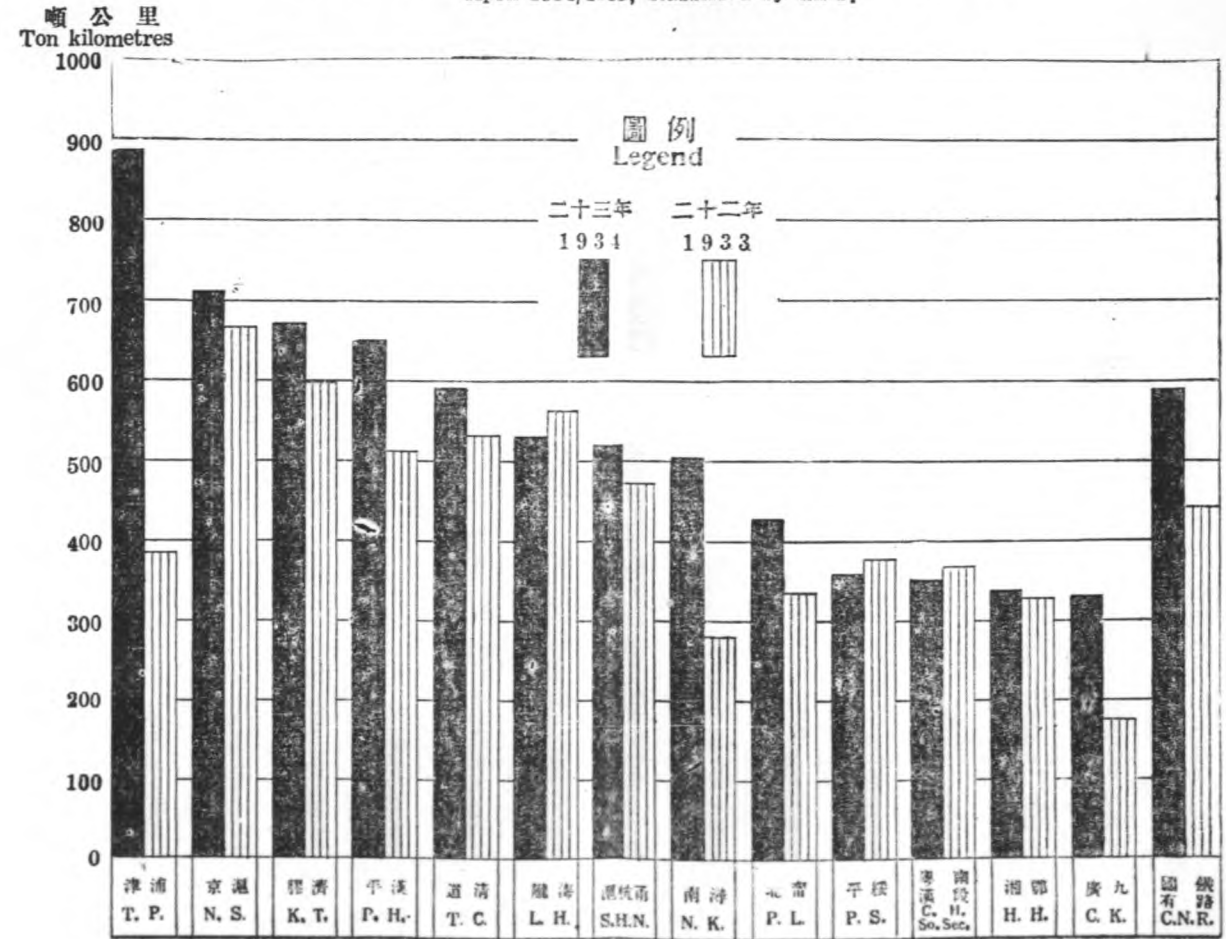
Goods Train Statistics Percentage of Wagon Ton Kilometres run Empty April 1934/1933, classified by lines.



每列車公里之貨車噸公里比較

二十三年四月份

Goods Train Statistics Wagon Ton Kilometrage per Train Kilometrage Run April 1934/1933, classified by lines.



平均列車載重及機車載運容量

二十三年四月份

Table with 6 columns: 項目 (CLASSIFICATION), 平漢 (P. H.), 北平 (P. L.), 津浦 (T. P.), 京滬 (N. S.), 滬杭甬 (S. H. N.). Rows include Passenger Train, Goods Train, and Engine haulage capacity statistics for April 1934 and 1933.

附註：正大路報告不全

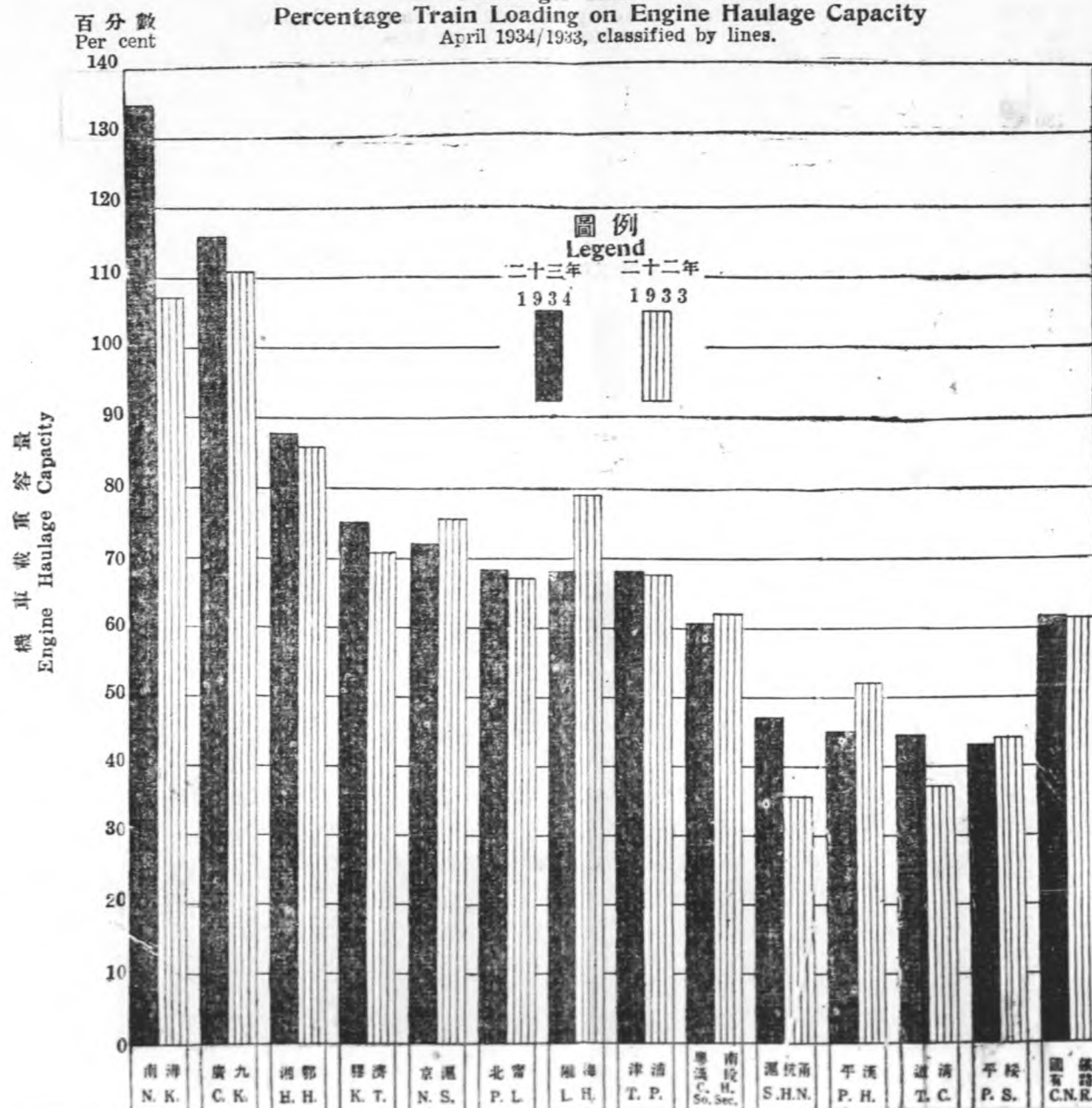
AVERAGE TRAIN LOADING AND ENGINE HAULAGE CAPACITY

April, 1934.

Table with 10 columns: Line (平綏, 道清, 臨海, 廣九, 湘鄂, 膠濟, 南浦, 粵漢南段, 共計), 1934 values, and 1933 values. Includes a note: Note: Cheng-Tai not reported.

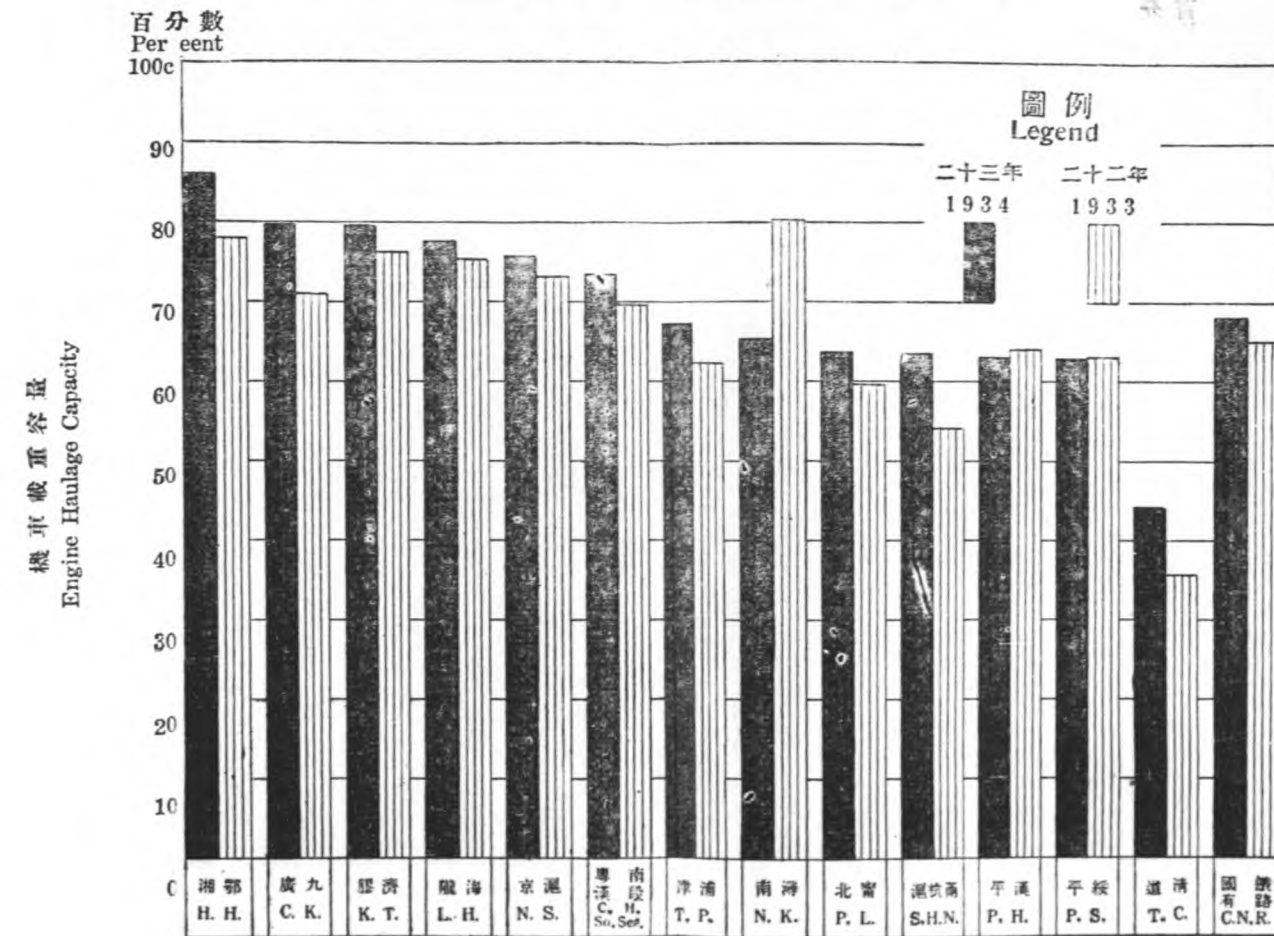
旅客列車統計 每列車載重與機車載重之比率

Percentage Train Loading on Engine Haulage Capacity April 1934/1933, classified by lines.



貨物列車統計 每列車載重與機車載重之比率

Percentage Train Loading on Engine Haulage Capacity April 1933/1934, classified by lines.



貨車在站停留統計

Table with 6 columns: Classification (項), P.H., P.L., T.P., N.S., S.H.N. and 6 rows of data including: 貨車往來數目, 停站時間, 每貨車平均停站之總點, 每貨車平均停站之公噸點, 停站時間之百分數, 其他原因.

附註：正太路報告未全。(1.不及之符號)



STATISTICS OF DETENTION AT STATION OF GOODS WAGON

April, 1934.

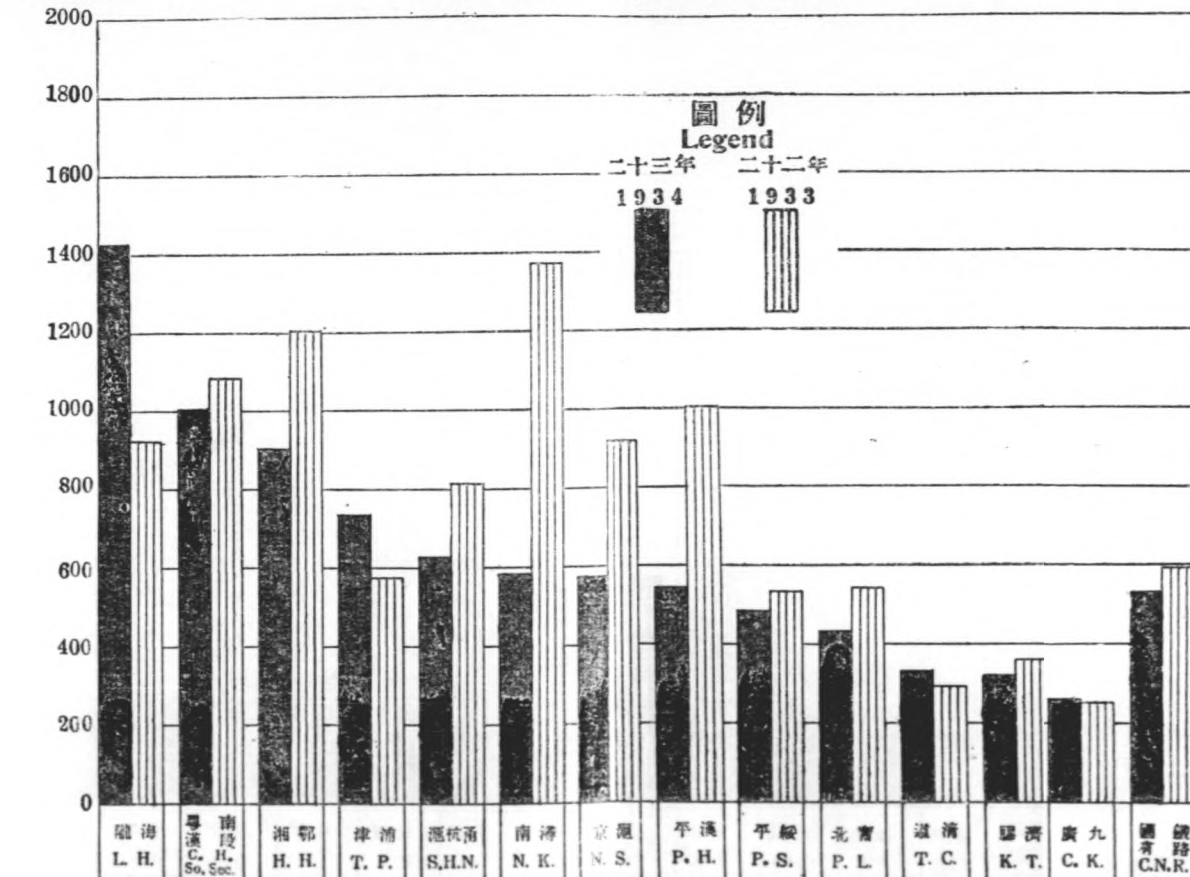
| 平綏<br>P. S.                          | 道清<br>T. C.                      | 隴海<br>L. H.                            | 廣九<br>C. K.                        | 湘鄂<br>H. H.                          | 膠濟<br>K. T.                            | 南浦<br>N. K.                        | 粵漢南段<br>C. H.<br>(SO. SEC.)         | 共計<br>TOTAL                                  |
|--------------------------------------|----------------------------------|--|------------------------------------|--------------------------------------|--|------------------------------------|-------------------------------------|--|
| 19,450<br>16,199                     | 2,066<br>3,565                   | 11,968<br>13,873                       | 4,289<br>3,982                     | 5,325<br>4,089                       | 55,329<br>48,259                       | 2,439<br>1,165                     | 3,277<br>3,208                      | 218,723<br>196,907                           |
| 331,529<br>305,362<br>9,404<br>8,612 | 23,456<br>39,128<br>690<br>1,049 | 573,437<br>483,210<br>17,037<br>12,684 | 46,279<br>44,206<br>1,135<br>1,076 | 202,353<br>174,733<br>4,830<br>4,919 | 864,884<br>762,416<br>17,856<br>17,559 | 44,516<br>49,471<br>1,434<br>1,594 | 99,436<br>105,007<br>3,283<br>3,483 | 4,300,973<br>4,355,308<br>117,172<br>117,875 |
| 17.05<br>18.85                       | 11.35<br>10.98                   | 47.91<br>34.98                         | 10.79<br>11.10                     | 38.00<br>42.73                       | 15.63<br>15.80                         | 18.25<br>42.46                     | 30.34<br>32.73                      | 19.66<br>22.11                               |
| 483.50<br>531.64                     | 333.98<br>294.25                 | 1,423.55<br>918.27                     | 264.63<br>250.87                   | 907.04<br>1,201.98                   | 322.72<br>363.85                       | 587.95<br>1,368.24                 | 1,001.83<br>1,085.73                | 535.71<br>598.61                             |
| 8.10<br>4.65                         | 2.61<br>4.86                     | 2.35<br>3.33                           | 42.20<br>34.94                     | 0.64<br>0.45                         | 35.52<br>39.70                         | 6.00<br>3.89                       | 14.71<br>13.47                      | 12.26<br>11.85                               |
| 15.25<br>11.79                       | 30.87<br>34.51                   | 7.90<br>10.26                          | 6.43<br>6.60                       | 6.19<br>4.02                         | 12.50<br>11.78                         | 10.39<br>7.21                      | 16.51<br>16.31                      | 18.81<br>17.31                               |
| 0.01<br>0.04                         | —                                | 7.45<br>4.34                           | —                                  | 0.02                                 | 0.06<br>0.01                           | —                                  | —                                   | 1.11<br>0.91                                 |
| —                                    | —                                | —                                      | 1.41<br>1.49                       | —                                    | —                                      | —                                  | —                                   | 0.01<br>0.01                                 |
| 12.72<br>24.45                       | —                                | 4.63<br>8.69                           | —                                  | 5.92<br>0.53                         | 4.18<br>0.03                           | 28.59<br>19.26                     | —                                   | 5.9<br>11.41                                 |
| 1.62<br>10.04                        | 12.90<br>4.19                    | 0.40<br>1.17                           | 5.02<br>11.80                      | 0.31<br>0.08                         | 0.25<br>1.23                           | 0.42                               | 0.06<br>0.14                        | 0.56<br>1.65                                 |
| 58.92<br>40.15                       | 53.33<br>56.44                   | 76.00<br>68.20                         | 38.68<br>45.17                     | 72.96<br>73.96                       | 42.84<br>41.05                         | 14.78<br>13.49                     | 56.90<br>49.41                      | 50.6<br>40.48                                |
| 3.38<br>8.88                         | 0.29                             | 1.27<br>3.96                           | 6.26                               | 13.96<br>20.96                       | 4.65<br>6.20                           | 39.82<br>56.15                     | 11.76<br>20.67                      | 10.41<br>16.21                               |
| 100.00<br>100.00                     | 100.00<br>100.00                 | 100.00<br>100.00                       | 100.00<br>100.00                   | 100.00<br>100.00                     | 100.00<br>100.00                       | 100.00<br>100.00                   | 100.00<br>100.00                    | 100.00<br>100.00                             |

Note: Cheng-Tai not reported  
(1) Less than one

貨物列車統計  
每貨車平均停站之公噸鐘點  
三十三三年四月份

Goods Train Statistics  
Detention at Station per wagon  
April 1934/1933, classified by lines.

噸鐘點  
Ton Hours



載運旅客統計 (民國二十三年四月份)

| 路名<br>Railways                        | 等級<br>ORDINARY |                |                 |                |
|---------------------------------------|----------------|----------------|-----------------|----------------|
|                                       | 頭等<br>I Class  | 二等<br>II Class | 三等<br>III Class | 四等<br>IV Class |
| 平漢 Peiping Hankow                     | 377            | 1,805          | 207,399         | —              |
| 北甯 Peiping Liaoning                   | 5,961          | 10,564         | 378,629         | —              |
| 津浦 Tientsin Pukow                     | 1,013          | 3,407          | 225,286         | —              |
| 京滬 Nanking Shanghai                   | 8,065          | 34,368         | 526,716         | 323,806        |
| 滬杭甬 Shanghai Hangchow Ningpo          | 2,137          | 26,615         | 368,038         | 106,911        |
| 平綏 Peiping Suiyuan                    | 268            | 338            | 93,548          | —              |
| 正太 Cheng-Tai                          | 62             | 494            | 50,793          | —              |
| 道清 Taokow Chinghua                    | 49             | 214            | 28,403          | —              |
| 隴海 Lung-Hai                           | 225            | 1,872          | 108,265         | —              |
| 廣九 Canton Kowloon                     | 2,519          | 10,453         | 184,972         | —              |
| 湘鄂 Hupeh Hunan                        | 227            | 643            | 61,672          | —              |
| 膠濟 Kiao-Tsi                           | 312            | 2,191          | 208,616         | —              |
| 南浦 Nanchang Kiukiang                  | 162            | 618            | 24,827          | —              |
| 粵漢南段 Canton Hankow (Southern Section) | 6,472          | 62,955         | 682,240         | —              |
| 十四路共計 Total for 14 Lines              | 27,881         | 156,854        | 3,159,959       | 430,747        |

\* 留乘段。



## STATISTICS OF PASSENGERS TRANSPORTED IN APRIL, 1934.

| 合計<br>Total           | 政府<br>GOVERNMENT |                | 優待<br>Privilege      | 遊覽<br>Excursion      | 定期票<br>Season<br>Tickets | 各等<br>All Class                   |
|-----------------------|------------------|----------------|----------------------|----------------------|--------------------------|-----------------------------------|
|                       | 民事<br>Civil      | 軍事<br>Military |                      |                      |                          |                                   |
| 209,581               | 1,117            | 72,117         | 1,749                | 264                  | —                        | 284,828                           |
| 395,154               | 210              | 2,609          | 2,323 $\frac{1}{2}$  | 4,687                | 130                      | 405,118 $\frac{1}{2}$             |
| 229,737               | 202              | 9,391          | 2,346                | 5,466                | —                        | 247,142                           |
| 892,955 $\frac{1}{2}$ | 1,368            | 15,216         | 6,145                | 13,666 $\frac{1}{2}$ | 15,960                   | 945,311                           |
| 503,732 $\frac{1}{2}$ | 906              | 9,644          | 2,785 $\frac{1}{2}$  | 11,218               | —                        | 528,286                           |
| 94,155                | 39               | 17,364         | 7,935                | 1,001                | —                        | 120,494                           |
| 51,349                | 7                | 8,005          | 53                   | 715                  | —                        | 60,129                            |
| 28,666                | —                | 19,300         | 203                  | 124                  | —                        | 48,293                            |
| 110,362 $\frac{1}{2}$ | —                | 27,028         | 777 $\frac{1}{2}$    | 819                  | —                        | 138,987                           |
| 197,944 $\frac{1}{2}$ | —                | 2,382          | 1,089                | 1,005                | 270                      | 202,690 $\frac{1}{2}$             |
| 65,542                | —                | 11,563         | 31                   | 855                  | —                        | 77,991                            |
| 211,449               | 22               | 1,638          | 1,006                | 564                  | —                        | 214,679                           |
| 25,607                | 1                | 71,127         | —                    | 95                   | 140                      | 96,970                            |
| 751,668<br>7,539      | 4                | —              | —                    | 5,699                | 1                        | 757,372<br>7,539                  |
| 3,775,442             | 3,876            | 267,384        | 26,448 $\frac{1}{2}$ | 46,178 $\frac{1}{2}$ | 16,501                   | 76,091 $\frac{1}{2}$<br>4,135,830 |

\* Shiu-Lok section.

## 載 運 旅 客 統 計 (民國二十三年四月份)

| 路 名<br>Railways                                | 等 級<br>Class   |                     | 普 通<br>ORDINARY        |                 |  |  |
|--|----------------|---------------------|------------------------|-----------------|--|--|
|  | 頭 等<br>I Class | 二 等<br>II Class     | 三 等<br>III Class       | 四 等<br>IV Class |  |  |
|  | \$             | \$                  | \$                     | \$              |  |  |
| 平 漢<br>Peiping Hankow                          | 10,995.78      | 24,346.80           | 437,279.73             | —               |  |  |
| 北 甯<br>Peiping Liaoning                        | 30,789.82      | 34,121.73           | 530,281.47             | —               |  |  |
| 津 浦<br>Tientsin Pukow                          | 36,055.46      | 49,689.25           | 578,339.31             | —               |  |  |
| 京 滬<br>Nanking Shanghai                        | 39,737.62      | 91,854.56           | 396,900.74             | 252,340.93      |  |  |
| 滬 杭 甬<br>Shanghai Hangchow Ningpo              | 10,932.48      | 68,852.81           | 276,268.12             | 94,691.93       |  |  |
| 平 綏<br>Peiping Suiyuan                         | 1,558.05       | 3,396.85            | 133,430.51             | —               |  |  |
| 正 太<br>Cheng-Tai                               | 592.87         | 2,044.15            | 69,593.50              | —               |  |  |
| 道 清<br>Tackow Chinghua                         | 154.05         | 411.70              | 19,190.50              | —               |  |  |
| 龍 海<br>Lung-Hai                                | 2,847.56       | 13,815.81           | 211,806.95             | —               |  |  |
| 廣 九<br>Canton Kowloon                          | 8,422.52       | 20,382.01           | 139,861.64             | —               |  |  |
| 湘 鄂<br>Hupeh Hunan                             | 2,922.00       | 6,158.90            | 76,346.97              | —               |  |  |
| 膠 濟<br>Kiao-Tsi                                | 3,329.60       | 12,565.65           | 252,287.60             | —               |  |  |
| 南 潯<br>Nanchang Kiukiang                       | 1,294.25       | 3,109.95            | 41,657.30              | —               |  |  |
| 粵 漢 南 段<br>Canton Hankow<br>(Southern Section) | 2,993.24       | 28,705.84<br>*16.24 | 209,446.84<br>4,976.20 | —               |  |  |
| 十四路共計<br>Total for 14 Lines                    | 152,625.23     | 359,472.25          | 3,377,670.38           | 347,032.86      |  |  |

運 款  
REVENUE

## STATISTICS OF PASSENGERS TRANSPORTED IN APRIL, 1934.

| 合計<br>Total            | 政 府<br>GOVERNMENT |                 | 優 待<br>Privilege | 遊 覽<br>Excursion | 定期票<br>Season<br>Tickets | 各 等<br>All Class       |
|------------------------|-------------------|-----------------|------------------|------------------|--------------------------|------------------------|
|                        | 民 事<br>Civil      | 軍 事<br>Military |                  |                  |                          |                        |
| \$                     | \$                | \$              | \$               | \$               | \$                       | \$                     |
| 472,622.31             | 6,244.65          | 357,125.00      | 5,550.14         | 558.30           | —                        | 842,100.40             |
| 595,193.02             | 254.20            | 2,915.60        | 2,512.75         | 8,415.95         | 447.30                   | 609,768.82             |
| 664,084.02             | 1,486.00          | 37,119.30       | 9,601.76         | 65,814.90        | —                        | 778,105.98             |
| 780,833.85             | 3,494.41          | 20,928.13       | 7,101.51         | 11,737.04        | 1,478.59                 | 825,573.53             |
| 450,745.34             | 1,196.32          | 7,005.16        | 3,708.55         | 12,554.57        | —                        | 475,209.94             |
| 138,385.41             | 113.30            | 20,151.70       | 4,915.10         | 2,055.45         | —                        | 165,620.96             |
| 72,230.45              | 3.50              | 8,992.75        | 106.10           | 992.35           | —                        | 82,325.15              |
| 19,756.25              | —                 | 7,973.30        | 103.99           | 67.10            | —                        | 27,900.64              |
| 228,470.32             | —                 | 30,625.65       | 1,463.53         | 1,499.30         | —                        | 262,058.80             |
| 168,669.17             | —                 | 2,343.71        | 614.04           | 1,884.67         | 250.14                   | 173,761.73             |
| 85,427.87              | —                 | 22,592.55       | 54.35            | 1,536.95         | —                        | 109,611.72             |
| 268,182.85             | 25.75             | 3,233.15        | 1,633.81         | 1,803.40         | —                        | 274,878.96             |
| 46,061.50              | 8.30              | 84,107.50       | —                | 100.60           | 209.20                   | 130,547.10             |
| 241,115.92<br>4,992.44 | 6.08              | —               | —                | 1,470.72         | 42.32                    | 242,665.04<br>4,992.44 |
| 4,236,800.72           | 12,832.51         | 605,143.50      | 37,365.63        | 110,551.30       | 2,427.55                 | 5,005,121.21           |



載 運 旅 客 統 計 (民國二十三年四月份)

| 路 名<br>Railways                   | 等 級<br>Class   |                   | 普 通<br>ORDINARY       |                 |  |  |
|-----------------------------------|----------------|-------------------|-----------------------|-----------------|--|--|
|                                   | 頭 等<br>I Class | 二 等<br>II Class   | 三 等<br>III Class      | 四 等<br>IV Class |  |  |
| 平 漢<br>Peiping Hankow             | 212,537        | 725,330           | 24,218,852            | —               |  |  |
| 北 甯<br>Peiping Liaoning           | 804,174        | 1,327,322         | 35,061,893            | —               |  |  |
| 津 浦<br>Tientsin Pukow             | 703,658        | 1,161,302         | 33,893,773            | —               |  |  |
| 京 滬<br>Nanking Shanghai           | 1,426,323      | 4,834,665         | 34,719,058            | 38,255,642      |  |  |
| 滬 杭 甬<br>Shanghai Hangchow Ningpo | 330,658        | 3,166,362         | 17,557,900            | 11,185,599      |  |  |
| 平 綏<br>Peiping Suiyuan            | 30,676         | 99,252            | 7,871,160             | —               |  |  |
| 正 太<br>Cheng-Tai                  | 11,559         | 59,386            | 4,027,339             | —               |  |  |
| 道 清<br>Taokow Chinghua            | 3,371          | 13,517            | 1,251,650             | —               |  |  |
| 龍 海<br>Lung-Hai                   | 56,440         | 418,049           | 12,100,710            | —               |  |  |
| 廣 九<br>Canton Kowloon             | 354,786        | 1,426,311         | 17,340,558            | —               |  |  |
| 湘 鄂<br>Hupeh Hunan                | 80,027         | 217,535           | 5,847,590             | —               |  |  |
| 膠 濟<br>Kiao-Tsi                   | 85,363         | 482,152           | 19,396,034            | —               |  |  |
| 南 潯<br>Nanchang Kiukiang          | 20,489         | 78,608            | 2,138,574             | —               |  |  |
| 粵 漢 南 段<br>(Southern Section)     | 110,802        | 1,401,636<br>*238 | 17,114,976<br>321,999 | —               |  |  |
| 十四路共計<br>Total for 14 Lines       | 4,232,863      | 15,711,965        | 232,884,066           | 49,441,241      |  |  |

英 人 公 里  
 PASSENGER KILOMETRES

## STATISTICS OF PASSENGERS TRANSPORTED IN APRIL 1934.

| 合計<br>Total           | 政 府<br>GOVERNMENT |                 | 優 待<br>Privilege | 遊 覽<br>Excursion | 定期票<br>Season<br>Tickets | 各 等<br>All Class      |
|-----------------------|-------------------|-----------------|------------------|------------------|--------------------------|-----------------------|
|                       | 民 事<br>Civil      | 軍 事<br>Military |                  |                  |                          |                       |
| 25,186,719            | 614,292           | 41,634,029      | 634,442          | 42,408           | —                        | 63,111,890            |
| 37,193,389            | 30,429            | 340,506         | 353,778          | 680,279          | 18,200                   | 38,616,581            |
| 36,060,733            | 127,495           | 4,049,695       | 1,093,477        | 3,443,376        | —                        | 44,779,776            |
| 79,225,688            | 285,389           | 3,304,422       | 1,158,410        | 1,873,219        | 115,725                  | 85,962,863            |
| 32,240,519            | 75,483            | 957,354         | 446,164          | 1,749,024        | —                        | 35,468,844            |
| 8,001,088             | 6,129             | 2,325,117       | 555,063          | 79,289           | —                        | 10,966,686            |
| 4,098,284             | 399               | 967,936         | 11,849           | 68,436           | —                        | 5,146,904             |
| 1,268,538             | —                 | 1,002,832       | 15,113           | 3,321            | —                        | 2,289,804             |
| 12,575,199            | —                 | 3,475,530       | 261,557          | 170,908          | —                        | 16,186,194            |
| 19,121,655            | —                 | 233,736         | 127,308          | 126,975          | 24,330                   | 19,634,004            |
| 6,147,152             | —                 | 3,559,779       | 11,273           | 211,191          | —                        | 9,929,695             |
| 19,963,849            | 3,317             | 397,410         | 250,148          | 183,652          | —                        | 20,798,376            |
| 2,237,671             | 128               | 8,973,726       | —                | 9,816            | 11,897                   | 11,233,238            |
| 18,627,414<br>322,237 | 900               | —               | —                | 221,147          | 225                      | 18,849,686<br>322,237 |
| 302,270,135           | 1,143,961         | 71,222,072      | 4,926,882        | 8,863,341        | 170,387                  | 388,596,778           |

載 運 旅 客 統 計 (民國二十三年四月份)

平均行程, 每一旅客平均進款及每一延人公里平均進款  
Average journey per passenger; average revenue per passenger and per passenger kilometre.

| 路 名<br>Railways                   | 普 通<br>ORDINARY                       |                         |                            |                                       |                         |                            |                                       |                         |                            |                                       |                         |                            |                                       |                         |                            |                                       |
|-----------------------------------|---------------------------------------|-------------------------|----------------------------|---------------------------------------|-------------------------|----------------------------|---------------------------------------|-------------------------|----------------------------|---------------------------------------|-------------------------|----------------------------|---------------------------------------|-------------------------|----------------------------|---------------------------------------|
|                                   | 等 級<br>Class                          |                         |                            | 頭 等<br>I Class                        |                         |                            | 二 等<br>II Class                       |                         |                            | 三 等<br>III Class                      |                         |                            | 四 等<br>IV Class                       |                         |                            | 平均行程<br>Average journey per passenger |
|                                   | 平均行程<br>Average journey per passenger | 平均進款<br>Average Revenue |                            | 平均行程<br>Average journey per passenger | 平均進款<br>Average Revenue |                            | 平均行程<br>Average journey per passenger | 平均進款<br>Average Revenue |                            | 平均行程<br>Average journey per passenger | 平均進款<br>Average Revenue |                            | 平均行程<br>Average journey per passenger | 平均進款<br>Average Revenue |                            |                                       |
|                                   |                                       | 每一旅客<br>per passenger   | 每一延公里<br>per passenger km. |                                       | 每一旅客<br>per passenger   | 每一延公里<br>per passenger km. |                                       | 每一旅客<br>per passenger   | 每一延公里<br>per passenger km. |                                       | 每一旅客<br>per passenger   | 每一延公里<br>per passenger km. |                                       | 每一旅客<br>per passenger   | 每一延公里<br>per passenger km. |                                       |
| 平 漢<br>Peiping Hankow             | Km.                                   | \$                      | cts.                       | Km.                                   | \$                      | cts.                       | Km.                                   | \$                      | cts.                       | Km.                                   | \$                      | cts.                       | Km.                                   | \$                      | cts.                       |                                       |
| 北 甯<br>Peiping Liaoing            | 135                                   | 5.17                    | 3.83                       | 126                                   | 3.23                    | 2.57                       | 93                                    | 1.40                    | 1.51                       | —                                     | —                       | —                          | —                                     | —                       | —                          | 94                                    |
| 津 浦<br>Tientsin Pukow             | 676                                   | 34.55                   | 5.11                       | 429                                   | 14.58                   | 3.40                       | 150                                   | 2.57                    | 1.71                       | —                                     | —                       | —                          | —                                     | —                       | —                          | 157                                   |
| 京 滬<br>Nanking Shanghai           | 177                                   | 4.93                    | 2.79                       | 141                                   | 2.67                    | 1.90                       | 66                                    | 0.75                    | 1.14                       | 118                                   | 0.78                    | 0.66                       | —                                     | —                       | —                          | 89                                    |
| 滬 杭 甬<br>Shanghai Hangchow Ningpo | 155                                   | 5.11                    | 3.31                       | 119                                   | 2.59                    | 2.17                       | 48                                    | 0.75                    | 1.57                       | 105                                   | 0.89                    | 0.85                       | —                                     | —                       | —                          | 64                                    |
| 平 綏<br>Peiping Suiyuan            | 114                                   | 5.80                    | 5.08                       | 293                                   | 10.04                   | 3.42                       | 84                                    | 1.43                    | 1.70                       | —                                     | —                       | —                          | —                                     | —                       | —                          | 85                                    |
| 正 太<br>Cheng-Tai                  | 186                                   | 9.56                    | 5.13                       | 120                                   | 4.14                    | 3.44                       | 79                                    | 1.37                    | 1.73                       | —                                     | —                       | —                          | —                                     | —                       | —                          | 80                                    |
| 道 濟<br>Taokow Chinghua            | 69                                    | 3.14                    | 4.57                       | 63                                    | 1.92                    | 3.05                       | 44                                    | 0.68                    | 1.53                       | —                                     | —                       | —                          | —                                     | —                       | —                          | 44                                    |
| 龍 海<br>Lung-Hai                   | 250                                   | 12.63                   | 5.05                       | 223                                   | 7.38                    | 3.30                       | 112                                   | 1.96                    | 1.75                       | —                                     | —                       | —                          | —                                     | —                       | —                          | 114                                   |
| 廣 九<br>Canton Kowloon             | 141                                   | 3.34                    | 2.37                       | 136                                   | 1.95                    | 1.43                       | 94                                    | 0.76                    | 0.81                       | —                                     | —                       | —                          | —                                     | —                       | —                          | 97                                    |
| 湘 鄂<br>Hupeh Hunan                | 352                                   | 12.87                   | 3.65                       | 338                                   | 9.58                    | 2.83                       | 90                                    | 1.18                    | 1.31                       | —                                     | —                       | —                          | —                                     | —                       | —                          | 94                                    |
| 膠 濟<br>Kiao-Tsi                   | 274                                   | 10.67                   | 3.90                       | 194                                   | 5.04                    | 2.60                       | 93                                    | 1.21                    | 1.30                       | —                                     | —                       | —                          | —                                     | —                       | —                          | 94                                    |
| 南 潼<br>Nanchang Kiukiang          | 126                                   | 7.99                    | 6.32                       | 127                                   | 5.03                    | 3.96                       | 86                                    | 1.68                    | 1.95                       | —                                     | —                       | —                          | —                                     | —                       | —                          | 87                                    |
| 粵 漢 南 段<br>(Southern Section)     | 17                                    | 0.46                    | 2.70                       | 22                                    | 0.46                    | 2.05                       | 25                                    | 0.31                    | 1.22                       | —                                     | —                       | —                          | —                                     | —                       | —                          | 25                                    |
|                                   |                                       |                         |                            | 17                                    | 1.10                    | 6.82                       | 43                                    | 0.66                    | 1.55                       | —                                     | —                       | —                          | —                                     | —                       | —                          | 43                                    |
| 十四路共計<br>Total for 14 Lines       | 152                                   | 5.47                    | 3.61                       | 100                                   | 2.29                    | 2.29                       | 74                                    | 1.07                    | 1.45                       | 115                                   | 0.81                    | 0.70                       | —                                     | —                       | —                          | 80                                    |



## STATISTICS OF PASSENGERS TRANSPORTED IN APRIL 1934.

| 合計<br>Total                     |  | 政 府<br>GOVERNMENT                                  |                                 |  |  |                                 |  | 優 待<br>Privilege                                   |                                 |  | 遊 覽<br>Excursion                                   |                                 |  | 定 期 票<br>Season<br>Tickets                         |                                 |  | 各 等<br>All Class                                   |                                 |  |
|---------------------------------|--|--|---------------------------------|--|--|---------------------------------|--|--|---------------------------------|--|--|---------------------------------|--|--|---------------------------------|--|--|---------------------------------|--|
|                                 |  | 民 事<br>Civil                                       |                                 |  | 軍 事<br>Military                                    |                                 |  | 平均<br>行程<br>Average<br>journey<br>per<br>passenger | 平均進款<br>Average<br>Revenue      |  | 平均<br>行程<br>Average<br>journey<br>per<br>passenger | 平均進款<br>Average<br>Revenue      |  | 平均<br>行程<br>Average<br>journey<br>per<br>passenger | 平均進款<br>Average<br>Revenue      |  | 平均<br>行程<br>Average<br>journey<br>per<br>passenger | 平均進款<br>Average<br>Revenue      |  |
| 每<br>一<br>客<br>per<br>passenger | 每<br>一<br>延<br>公<br>里<br>per<br>passenger<br>km. | 平均<br>行程<br>Average<br>journey<br>per<br>passenger | 每<br>一<br>客<br>per<br>passenger | 每<br>一<br>延<br>公<br>里<br>per<br>passenger<br>km. | 平均<br>行程<br>Average<br>journey<br>per<br>passenger | 每<br>一<br>客<br>per<br>passenger | 每<br>一<br>延<br>公<br>里<br>per<br>passenger<br>km. |  | 每<br>一<br>客<br>per<br>passenger | 每<br>一<br>延<br>公<br>里<br>per<br>passenger<br>km. |  | 每<br>一<br>客<br>per<br>passenger | 每<br>一<br>延<br>公<br>里<br>per<br>passenger<br>km. |  | 每<br>一<br>客<br>per<br>passenger | 每<br>一<br>延<br>公<br>里<br>per<br>passenger<br>km. |  | 每<br>一<br>客<br>per<br>passenger | 每<br>一<br>延<br>公<br>里<br>per<br>passenger<br>km. |
|                                 |  |  |                                 |  |  |                                 |  | \$   |                                 |  | cts.   |                                 |  | Km.  |                                 |  | \$   |                                 |  |
| 2.26                            | 1.87   | 550  | 5.59                            | 1.02   | 577  | 4.95                            | 0.86   | 363  | 3.17                            | 0.87   | 161  | 2.11                            | 1.32   | —  | —                               | —  | 239  | 2.96                            | 1.24   |
| 1.51                            | 1.60   | 145  | 1.21                            | 0.84   | 131  | 1.13                            | 0.87   | 152  | 1.08                            | 0.71   | 145  | 1.80                            | 1.24   | 140  | 3.44                            | 2.46   | 95   | 1.51                            | 1.58   |
| 2.89                            | 1.84   | 631  | 7.36                            | 1.17   | 431  | 3.95                            | 0.92   | 468  | 4.09                            | 0.87   | 630  | 12.04                           | 1.91   | —  | —                               | —  | 181  | 3.15                            | 1.74   |
| 0.87                            | 0.99   | 209  | 2.55                            | 1.22   | 217  | 1.38                            | 0.63   | 189  | 1.16                            | 0.61   | 137  | 0.86                            | 0.63   | 7  | 0.09                            | 1.28   | 91   | 0.87                            | 0.96   |
| 0.89                            | 1.40   | 83   | 1.32                            | 1.58   | 99   | 0.73                            | 0.73   | 160  | 1.33                            | 0.83   | 156  | 1.12                            | 0.72   | —  | —                               | —  | 67   | 0.90                            | 1.34   |
| 1.47                            | 1.73   | 157  | 2.91                            | 1.85   | 134  | 1.16                            | 0.87   | 70   | 0.62                            | 0.89   | 79   | 2.05                            | 2.59   | —  | —                               | —  | 91   | 1.37                            | 1.51   |
| 1.41                            | 1.76   | 57   | 0.50                            | 0.88   | 121  | 1.12                            | 0.93   | 221  | 2.00                            | 0.90   | 96   | 1.39                            | 1.45   | —  | —                               | —  | 86   | 1.37                            | 1.60   |
| 0.69                            | 1.56   | —  | —                               | —  | 52   | 0.41                            | 0.80   | 74   | 0.51                            | 0.69   | 27   | 0.54                            | 2.02   | —  | —                               | —  | 47   | 0.58                            | 1.22   |
| 2.07                            | 1.82   | —  | —                               | —  | 129  | 1.13                            | 0.88   | 249  | 1.88                            | 0.55   | 209  | 1.83                            | 0.88   | —  | —                               | —  | 119  | 1.89                            | 1.59   |
| 0.85                            | 0.88   | —  | —                               | —  | 98   | 0.98                            | 1.00   | 117  | 0.56                            | 0.48   | 126  | 1.83                            | 1.48   | 96   | 0.93                            | 1.03   | 97   | 0.86                            | 0.89   |
| 1.30                            | 1.39   | —  | —                               | —  | 308  | 1.95                            | 0.63   | 361  | 1.75                            | 0.48   | 247  | 1.80                            | 0.73   | —  | —                               | —  | 127  | 1.41                            | 1.10   |
| 1.27                            | 1.34   | 151  | 1.17                            | 0.73   | 243  | 1.97                            | 0.81   | 249  | 1.62                            | 0.65   | 326  | 3.19                            | 0.98   | —  | —                               | —  | 97   | 1.28                            | 1.32   |
| 1.80                            | 2.06   | 128  | 8.30                            | 6.48   | 126  | 1.18                            | 0.94   | —  | —                               | —  | 103  | 1.69                            | 1.64   | 85   | 1.49                            | 1.76   | 116  | 1.35                            | 1.16   |
| 0.32<br>0.66                    | 1.29<br>1.55                                     | 225  | 1.52                            | 0.68   | —  | —                               | —  | —  | —                               | —  | 39   | 0.26                            | 0.67   | 225  | 2.32                            | 18.81  | 25<br>43   | 0.32<br>0.66                    | 1.29<br>1.55                                     |
| 1.12                            | 1.40   | 295  | 3.31                            | 1.12   | 266  | 2.26                            | 0.85   | 186  | 1.41                            | 0.76   | 192  | 2.39                            | 1.25   | 10   | 0.15                            | 1.42   | 9  | 1.21                            | 1.29   |

## 貨物運輸統計 (民國二十三年四月份)

| 路名<br>RAILWAYS                  | 商運物品<br>Commercial Commodities |                          |                        |                       |
|---------------------------------|--------------------------------|--------------------------|------------------------|-----------------------|
|                                 | 礦產品<br>Mines                   | 農產品<br>Agriculture       | 林產品<br>Forests         | 獸產品<br>Animals        |
| 平漢<br>Peiping Hankow            | 182,394,400                    | 46,913,375               | 1,710,225              | 3,447,750             |
| 北甯<br>Peiping Liaoning (1)      | 441,194,000                    | 30,052,000               | 8,703,000              | 4,999,000             |
| 津浦<br>Tientsin Pukow            | 142,768,857                    | 61,535,227               | 3,536,758              | 5,512,431             |
| 京滬<br>Nanking Shanghai          | 22,310,112                     | 10,265,220               | 4,162,722              | 4,654,734             |
| 滬杭甬<br>Shanghai Hangchow Ningpo | 10,788,809                     | 18,183,454               | 14,529,293             | 4,563,182             |
| 平綏<br>Peiping Suiyuan           | 108,409,100                    | 40,815,042               | 559,950                | 2,502,060             |
| 正大<br>Cheng-Tai                 | 99,151,875                     | 7,620,100                | 890,745                | 302,824               |
| 道清<br>Taokow Chinghua           | 68,383,000                     | 2,024,000                | 829,000                | 146,000               |
| 隴海<br>Lung-Hai                  | 36,086,000                     | 21,842,000               | 432,000                | 892,000               |
| 廣九<br>Canton Kowloon            | 188,300                        | 1,877,550                | 1,060,800              | 2,120,400             |
| 湘鄂<br>Hupeh Hunan               | 18,941,500                     | 3,526,975                | 1,698,075              | 894,245               |
| 膠濟<br>Kiao-Tsi                  | 142,012,360                    | 45,019,941               | 6,063,124              | 5,104,531             |
| 南潯<br>Nanchang Kiukiang         | 108,761                        | 278,975                  | 461,816                | 52,994                |
| 粵漢南段<br>(Southern Section)      | 15,014,975<br>* 35,150         | 5,946,350<br>* 1,057,725 | 3,190,850<br>* 144,475 | 3,127,400<br>* 95,825 |
| 十四路共計<br>Total for 14 Lines     | 1,287,737,199                  | 297,022,934              | 47,975,833             | 38,415,376            |

運載貨物公噸數  
NUMBER OF TONS CARRIED

附註 (1)北甯路本月份貨物運輸包括該路本年三月份聯運數字在內

(\*)粵漢鐵路新築段

## STATISTICS OF GOODS TRANSPORTED IN APRIL, 1964.

|                        |                          | 非 商 運 物 品<br>Non Revenue Commodities |  |                           | 物 品 共 計<br>Total<br>Commodities |
|------------------------|--------------------------|--------------------------------------|--|---------------------------|---------------------------------|
| 工 藝 品<br>Manufactures  | 共 計<br>Total             | 政府用品<br>Government<br>Commodities    | 他路材料<br>Materials<br>for Other<br>Railways | 本路材料<br>Service<br>Stores |                                 |
| 27,363,275             | 261,829,025              | 20,248,700                           | 18,228,000                                 | 46,007,000                | 346,312,725 1                   |
| 72,670,000             | 557,618,000              | 17,157,000                           | 9,300,000                                  | 76,491,000                | 660,566,000 2                   |
| 27,802,549             | 241,155,822              | 9,811,679                            | 6,324,560                                  | 42,303,841                | 299,595,902 3                   |
| 24,676,759             | 66,069,547               | 7,719,389                            | 641,329                                    | 17,542,641                | 92,002,906 4                    |
| 25,414,828             | 73,514,566               | 2,231,271                            | 3,185,438                                  | 4,931,741                 | 83,863,016 5                    |
| 8,438,725              | 160,754,877              | 8,549,472                            | 200,000                                    | 25,733,958                | 195,238,307 6                   |
| 7,625,810              | 115,591,354              | 4,826,523                            | 472,750                                    | 5,666,075                 | 126,556,702 7                   |
| 1,789,030              | 73,171,000               | .. .. .                              | 814,000                                    | 4,748,000                 | 78,733,000 8                    |
| 17,488,000             | 76,740,000               | 6,709,000                            | .. .. .                                    | 20,555,000                | 104,004,000 9                   |
| 3,165,250              | 8,412,300                | 1,500                                | .....                                      | 1,583,250                 | 9,997,050 ✓                     |
| 5,824,350              | 30,885,145               | 1,566,600                            | 780,000                                    | 6,745,400                 | 39,977,145 ✓                    |
| 25,429,008             | 223,658,964              | 990,998                              | .....                                      | 40,182,313                | 264,832,275 ✓                   |
| 2,207,766              | 3,113,312                | 6,530,152                            | .....                                      | 3,321,300                 | 12,964,764 ✓                    |
| 4,622,325<br>* 477,075 | 31,901,900<br>*1,810,250 | 3,845,650                            | 2,052,000                                  | 3,259,350                 | 41,058,900<br>*1,810,250 ✓      |
| 255,024,720            | 1,926,226,062            | 90,217,934                           | 41,998,077                                 | 299,070,869               | 2,357,512,942 ✓                 |

Note: (1) Includes T. T. goods for March.

(\*) includes Shiu-lok section



## 貨物運輸統計 (民國二十三年四月份)

| 路名<br>RAILWAYS              |   | 商運物品<br>Commercial Commodities |                      |                      |                      |
|-----------------------------|---|--------------------------------|----------------------|----------------------|----------------------|
|                             |   | 礦產品<br>Mines                   | 農產品<br>Agriculture   | 林產品<br>Forests       | 獸產品<br>Animals       |
| 款<br>運<br>REVENUE           | 平漢<br>Peiping Hankow                        | 453,051.15                     | 389,014.55           | 13,748.05            | 60,987.05            |
|                             | 北甯<br>Peiping Liaoning (1)                  | 692,572.64                     | 101,029.71           | 24,613.87            | 23,599.59            |
|                             | 津浦<br>Tientsin Pakow                        | 220,576.29                     | 269,665.95           | 23,647.68            | 55,287.56            |
|                             | 京滬<br>Nanking Shanghai                      | 16,351.75                      | 118,873.43           | 10,159.45            | 27,429.78            |
|                             | 滬杭甬<br>Shanghai Hangchow Ningpo             | 11,129.31                      | 28,200.05            | 31,966.37            | 17,526.70            |
|                             | 平綏<br>Peiping Suiyuan                       | 100,353.93                     | 284,303.81           | 3,905.55             | 42,374.72            |
|                             | 正太<br>Cheng-Tai                             | 97,123.83                      | 45,435.74            | 2,596.46             | 3,986.83             |
|                             | 道清<br>Taokow Chinghua                       | 85,310.72                      | 3,182.09             | 1,121.00             | 972.23               |
|                             | 隴海<br>Lung-Hai                              | 67,623.26                      | 156,234.46           | 3,483.16             | 8,695.00             |
|                             | 廣九<br>Canton Kowloon                        | 323.00                         | 4,191.39             | 1,618.45             | 6,090.69             |
|                             | 湘鄂<br>Hupeh Hunan                           | 72,230.50                      | 17,267.70            | 5,253.45             | 6,531.80             |
|                             | 膠濟<br>Kiao-Tsi                              | 392,009.45                     | 188,687.08           | 37,001.27            | 38,788.44            |
|                             | 南潯<br>Nanchang Kiukiang                     | 459.76                         | 890.01               | 908.42               | 316.74               |
|                             | 粵漢南段<br>Canton Hankow<br>(Southern Section) | 42,424.24<br>*112.48           | 33,735.96<br>*956.24 | 10,354.84<br>*104.76 | 45,986.68<br>*638.72 |
| 十四路共計<br>Total for 14 Lines | 2,252,157.56                                | 1,641,668.17                   | 169,582.78           | 339,312.53           |                      |

## STATISTICS OF GOODS TRANSPORTED IN APRIL, 1934.

|                        |                         | 非 商 運 物 品<br>Non Revenue Commodities |  |                           | 物 品 共 計<br>Total<br>Commodities |
|------------------------|-------------------------|--------------------------------------|--|---------------------------|---------------------------------|
| 工 藝 品<br>Manufactures  | 共 計<br>Total            | 政府用品<br>Government<br>Commodities    | 他路材料<br>Materials<br>for Other<br>Railways | 本路材料<br>Service<br>Stores |                                 |
| 343,558.65             | 1,260,339.45            | 148,562.35                           | 33,801.30                                  | 30,006.40                 | 1,472,709.50                    |
| 245,345.12             | 1,087,267.93            | 34,438.68                            | 14,652.00                                  | 20,566.35                 | 1,156,967.96                    |
| 198,262.71             | 767,410.19              | 44,358.67                            | 15,855.85                                  | 51,663.15                 | 879,327.86                      |
| 71,373.35              | 244,187.76              | 14,182.76                            | 981.80                                     | 4,737.05                  | 264,089.37                      |
| 64,127.95              | 152,950.38              | 4,595.40                             | 918.20                                     | 2,068.15                  | 160,532.13                      |
| 95,836.52              | 525,879.58              | 30,662.95                            | 725.40                                     | 21,334.35                 | 578,602.28                      |
| 62,335.86              | 211,478.72              | 22,436.70                            | 882.25                                     | 3,799.80                  | 238,597.47                      |
| 6,265.86               | 97,351.90               | .....                                | 55.61                                      | 819.73                    | 98,227.24                       |
| 184,181.37             | 420,217.25              | 23,961.85                            | .....                                      | 12,644.06                 | 456,821.16                      |
| 8,258.56               | 20,182.09               | 3.43                                 | .....                                      | 1,028.27                  | 21,513.79                       |
| 36,499.10              | 137,782.55              | 4,704.40                             | 1,557.20                                   | 9,408.40                  | 153,452.55                      |
| 193,063.30             | 849,519.54              | 4,274.35                             | .....                                      | 16,010.80                 | 869,834.69                      |
| 14,475.03              | 17,050.16               | 10,952.67                            | .....                                      | 1,556.90                  | 29,559.73                       |
| 46,633.68<br>*1,303.08 | 179,135.40<br>*3,115.28 | 5,144.96                             | 5,874.64                                   | 3,028.04                  | 193,183.04<br>*3,115.28         |
| 1,571,500.14           | 5,974,221.18            | 348,329.17                           | 75,314.25                                  | 178,671.45                | 6,576,536.05                    |

## 貨物運輸統計 (民國二十三年四月份)

| 路名<br>RAILWAYS                  | 商運物品<br>Commercial Commodities |                       |                    |                    |
|---------------------------------|--------------------------------|-----------------------|--------------------|--------------------|
|                                 | 礦產品<br>Mines                   | 農產品<br>Agriculture    | 林產品<br>Forests     | 獸產品<br>Animals     |
| 平漢<br>Peiping Hankow            | 37,717,133                     | 13,406,651            | 338,151            | 966,899            |
| 北甯<br>Peiping Liaoning (1)      | 49,944,753                     | 3,828,572             | 731,482            | 672,285            |
| 津浦<br>Tientsin Pukow            | 44,388,774                     | 12,019,670            | 1,344,437          | 1,306,108          |
| 京滬<br>Nanking Shanghai          | 2,185,752                      | 2,334,336             | 1,084,771          | 1,249,726          |
| 滬杭甬<br>Shanghai Hangchow Ningpo | 1,475,159                      | 2,290,112             | 2,438,750          | 516,562            |
| 平綏<br>Peiping Suiyuan           | 10,011,038                     | 9,552,573             | 81,199             | 919,730            |
| 正太<br>Cheng-Tai                 | 8,020,324                      | 1,303,213             | 5,507              | 61,154             |
| 道清<br>Taokow Chinghua           | 5,115,413                      | 141,390               | 37,063             | 11,366             |
| 龍海<br>Lung-Hai                  | 5,000,572                      | 8,425,701             | 129,188            | 240,141            |
| 廣九<br>Canton Kowloon            | 6,932                          | 133,308               | 63,465             | 249,016            |
| 湘鄂<br>Hupeh Hunan               | 6,576,349                      | 851,714               | 202,128            | 249,035            |
| 膠濟<br>Kiao-Tsi                  | 38,173,250                     | 15,791,083            | 1,639,136          | 1,308,582          |
| 南潯<br>Nanchang Kiukiang         | 13,405                         | 26,035                | 22,786             | 6,705              |
| 粵漢南段<br>(Southern Section)      | 3,171,856<br>* 1,560           | 1,129,053<br>* 49,281 | 497,129<br>* 3,706 | 359,758<br>* 4,781 |
| 十四路共計<br>Total for 14 Lines     | 211,802,270                    | 71,282,692            | 8,672,898          | 8,151,848          |

 延 噸 公 里  
TON KILOMETRES.



## STATISTICS OF GOODS TRANSPORTED IN APRIL, 1934.

|                       |                       | 非 商 運 物 品<br>Non Revenue Commodities |   |                              | 物 品 共 計<br>Total<br>Commodities |
|-----------------------|-----------------------|--------------------------------------|---|------------------------------|---------------------------------|
| 工 藝 品<br>Manufactures | 共 計<br>Total          | 政 府 用 品<br>Government<br>Commodities | 他 路 材 料<br>Materials<br>for Other<br>Railways | 本 路 材 料<br>Service<br>Stores |                                 |
| 11,568,400            | 63,997,234            | 7,626,547                            | 4,108,854                                     | 9,821,933                    | 85,551,568                      |
| 8,773,381             | 63,950,173            | 1,875,415                            | 1,622,488                                     | 6,568,770                    | 74,017,146                      |
| 8,341,709             | 67,400,698            | 3,108,216                            | 1,738,202                                     | 11,320,853                   | 83,567,969                      |
| 5,565,821             | 12,420,406            | 1,756,434                            | 108,009                                       | 828,497                      | 15,113,346                      |
| 3,691,742             | 10,442,325            | 312,535                              | 191,523                                       | 396,817                      | 11,343,200                      |
| 2,714,001             | 23,278,541            | 995,421                              | 80,600  | 7,061,678                    | 31,416,240                      |
| 1,281,386             | 10,725,584            | 1,024,315                            | 86,606  | 367,000                      | 12,203,505                      |
| 175,100               | 5,480,332             | .....                                | 19,314  | 269,050                      | 5,768,696                       |
| 9,370,337             | 23,165,939            | 1,404,760                            | .....   | 4,214,626                    | 28,785,325                      |
| 342,644               | 795,365               | 164                                  | .....   | 102,765                      | 898,294                         |
| 1,358,304             | 9,237,530             | 254,100                              | 258,700                                       | 1,560,632                    | 11,311,042                      |
| 7,325,757             | 61,237,808            | 234,271                              | .....   | 4,997,919                    | 69,469,998                      |
| 261,130               | 333,061               | 803,014                              | .....   | 137,209                      | 1,273,284                       |
| 876,750<br>* 9,322    | 6,034,546<br>* 68,650 | 576,857                              | 561,300                                       | 371,142                      | 7,546,845<br>* 68,650           |
| 61,658,784            | 361,568,492           | 19,972,049                           | 8,778,676                                     | 48,018,891                   | 438,338,108                     |

貨物運輸統計 (民國二十三年四月份)

| 類 別<br>Classification                          | 商 運 物 品<br>Commercial Commodities |                          |                             |                         |                          |                             |                         |                          |                             |                         |                          |                             |       |
|--|-----------------------------------|--------------------------|-----------------------------|-------------------------|--------------------------|-----------------------------|-------------------------|--------------------------|-----------------------------|-------------------------|--------------------------|-----------------------------|-------|
|  | 鑛 產 品<br>Mines                    |                          |                             | 農 產 品<br>Agriculture    |                          |                             | 林 產 品<br>Forests        |                          |                             | 獸 產 品<br>Animals        |                          |                             |       |
|  | 平均進款<br>Average Revenue           |                          | 程 程<br>Average haul per ton | 平均進款<br>Average Revenue |                          | 程 程<br>Average haul per ton | 平均進款<br>Average Revenue |                          | 程 程<br>Average haul per ton | 平均進款<br>Average Revenue |                          | 程 程<br>Average haul per ton |       |
|  | 每 噸<br>per ton                    | 每 延 噸 公 里<br>per ton km. |                             | 每 噸<br>per ton          | 每 延 噸 公 里<br>per ton km. |                             | 每 噸<br>per ton          | 每 延 噸 公 里<br>per ton km. |                             | 每 噸<br>per ton          | 每 延 噸 公 里<br>per ton km. |                             |       |
| 路 名<br>Railways                                | Km.                               | \$                       | cts.                        | Km.                     | \$                       | cts.                        | Km.                     | \$                       | cts.                        | Km.                     | \$                       | cts.                        |       |
| 平 漢<br>Peiping Hankow                          | 207                               | 2.48                     | 1.20                        | 286                     | 8.29                     | 2.90                        | 198                     | 8.04                     | 4.07                        | 280                     | 17.69                    | 6.31                        |       |
| 北 甯<br>Peiping Liaoning (1)                    | 113                               | 1.57                     | 1.39                        | 127                     | 3.36                     | 2.64                        | 84                      | 2.83                     | 3.36                        | 134                     | 4.74                     | 3.53                        |       |
| 津 浦<br>Tientsin Pukow                          | 311                               | 1.54                     | 0.50                        | 195                     | 4.38                     | 2.24                        | 380                     | 6.69                     | 1.76                        | 237                     | 10.03                    | 4.23                        |       |
| 京 滬<br>Nanking Shanghai                        | 98                                | 0.73                     | 0.75                        | 227                     | 11.58                    | 5.69                        | 261                     | 2.44                     | 0.94                        | 268                     | 5.89                     | 2.19                        |       |
| 滬 杭 甬<br>S'hai H'chow N'po                     | 137                               | 1.03                     | 0.75                        | 126                     | 1.55                     | 1.23                        | 168                     | 2.20                     | 1.31                        | 120                     | 3.84                     | 3.21                        |       |
| 平 綏<br>Peiping Suiyuan                         | 92                                | 0.93                     | 1.00                        | 234                     | 6.96                     | 2.98                        | 145                     | 5.37                     | 3.70                        | 368                     | 16.94                    | 4.61                        |       |
| 正 太<br>Cheng-Tai                               | 81                                | 0.98                     | 1.21                        | 171                     | 5.96                     | 3.49                        | 67                      | 2.91                     | 4.36                        | 202                     | 13.17                    | 6.52                        |       |
| 道 濟<br>Taokow Chinghua                         | 75                                | 1.25                     | 1.68                        | 70                      | 1.57                     | 2.25                        | 45                      | 1.35                     | 3.02                        | 78                      | 6.66                     | 8.55                        |       |
| 龍 海<br>Lung-Hai                                | 139                               | 1.87                     | 1.35                        | 386                     | 7.15                     | 1.85                        | 299                     | 8.06                     | 2.70                        | 269                     | 9.75                     | 3.62                        |       |
| 廣 九<br>Canton Kowloon                          | 37                                | 1.72                     | 4.66                        | 71                      | 2.23                     | 3.14                        | 60                      | 1.53                     | 2.55                        | 117                     | 2.87                     | 2.45                        |       |
| 湘 鄂<br>Hupeh Hunan                             | 347                               | 3.81                     | 1.10                        | 241                     | 4.90                     | 2.03                        | 119                     | 3.09                     | 2.60                        | 278                     | 7.30                     | 2.62                        |       |
| 膠 濟<br>Kiao-Tsi                                | 269                               | 2.76                     | 1.03                        | 351                     | 4.19                     | 1.19                        | 270                     | 6.10                     | 2.26                        | 256                     | 7.60                     | 2.96                        |       |
| 南 滿<br>Nanchang Kiukiang                       | 123                               | 4.23                     | 3.43                        | 93                      | 3.19                     | 3.42                        | 49                      | 1.95                     | 3.99                        | 127                     | 5.98                     | 4.72                        |       |
| 粵 漢 南 段<br>Canton Hankow<br>(Southern Section) | 211                               | 2.83                     | 1.34                        | 190                     | 5.67                     | 2.99                        | 156                     | 3.25                     | 2.08                        | 115                     | 14.70                    | 12.78                       |       |
|  |                                   | *44                      | 3.20                        | 7.21                    | 47                       | 0.90                        | 1.94                    | 26                       | 0.73                        | 2.83                    | 50                       | 6.67                        | 13.36 |
| 十四路共計<br>Total for 14 Lines                    | 164                               | 1.75                     | 1.06                        | 240                     | 5.53                     | 2.30                        | 181                     | 3.53                     | 1.96                        | 212                     | 8.83                     | 4.16                        |       |

平均行程，每公噸及每延噸公里平均進款  
Average haul per ton; Average revenue per ton and per ton kilometre.

STATISTICS OF GOODS TRANSPORTED IN APRIL, 1934.

| 非 商 運 物 品<br>Non Revenue Commodities |                         |                          |                           |                         |                          |                                      |                         |                          |  |                         |                          |                           |                         |                          | 物 品 共 計<br>Total<br>Commodities |                         |                          |
|--------------------------------------|-------------------------|--------------------------|---------------------------|-------------------------|--------------------------|--------------------------------------|-------------------------|--------------------------|--|-------------------------|--------------------------|---------------------------|-------------------------|--------------------------|---------------------------------|-------------------------|--------------------------|
| 工 藝 品<br>Manufactures                |                         |                          | 共 計<br>Total              |                         |                          | 政 府 用 品<br>Government<br>Commodities |                         |                          | 他 路 材 料<br>Materials for<br>Other Railways |                         |                          | 本 路 材 料<br>Service Stores |                         |                          |                                 |                         |                          |
| 程<br>Average haul per ton            | 平均進款<br>Average Revenue |                          | 程<br>Average haul per ton | 平均進款<br>Average Revenue |                          | 程<br>Average haul per ton            | 平均進款<br>Average Revenue |                          | 程<br>Average haul per ton                  | 平均進款<br>Average Revenue |                          | 程<br>Average haul per ton | 平均進款<br>Average Revenue |                          | 程<br>Average haul per ton       | 平均進款<br>Average Revenue |                          |
|                                      | 每 公 噸<br>per ton        | 每 延 噸 公 里<br>per ton km. |                           | 每 公 噸<br>per ton        | 每 延 噸 公 里<br>per ton km. |                                      | 每 公 噸<br>per ton        | 每 延 噸 公 里<br>per ton km. |  | 每 公 噸<br>per ton        | 每 延 噸 公 里<br>per ton km. |                           | 每 公 噸<br>per ton        | 每 延 噸 公 里<br>per ton km. |                                 | 每 公 噸<br>per ton        | 每 延 噸 公 里<br>per ton km. |
| Km.                                  | \$                      | cts.                     | Km.                       | \$                      | cts.                     | Km.                                  | \$                      | cts.                     | Km.  | \$                      | cts.                     | Km.                       | \$                      | cts.                     | Km.                             | \$                      | cts.                     |
| 423                                  | 12.55                   | 2.97                     | 244                       | 4.81                    | 1.97                     | 377                                  | 7.34                    | 1.95                     | 225  | 1.85                    | 0.82                     | 213                       | 0.65                    | 0.31                     | 247                             | 4.25                    | 1.72                     |
| 121                                  | 3.38                    | 2.80                     | 115                       | 1.95                    | 1.70                     | 109                                  | 2.01                    | 1.84                     | 174  | 1.58                    | 0.90                     | 86                        | 0.27                    | 0.31                     | 112                             | 1.75                    | 1.56                     |
| 300                                  | 7.13                    | 2.38                     | 279                       | 3.18                    | 1.14                     | 317                                  | 4.52                    | 1.43                     | 275  | 2.51                    | 0.91                     | 268                       | 1.22                    | 0.46                     | 279                             | 2.94                    | 1.05                     |
| 226                                  | 2.89                    | 1.28                     | 188                       | 3.70                    | 1.97                     | 227                                  | 1.83                    | 0.81                     | 168  | 1.53                    | 0.91                     | 47                        | 0.27                    | 0.57                     | 164                             | 2.87                    | 1.75                     |
| 145                                  | 2.52                    | 1.74                     | 142                       | 2.08                    | 1.46                     | 140                                  | 2.06                    | 1.47                     | 60   | 0.29                    | 0.18                     | 80                        | 0.42                    | 0.52                     | 135                             | 1.91                    | 1.42                     |
| 322                                  | 11.36                   | 3.53                     | 145                       | 3.27                    | 2.26                     | 116                                  | 3.59                    | 3.08                     | 403  | 3.63                    | 0.96                     | 274                       | 0.83                    | 0.30                     | 161                             | 2.96                    | 1.84                     |
| 168                                  | 8.17                    | 4.86                     | 93                        | 1.83                    | 1.97                     | 212                                  | 4.65                    | 2.19                     | 183  | 1.87                    | 1.02                     | 65                        | 0.67                    | 1.04                     | 96                              | 1.89                    | 1.96                     |
| 98                                   | 3.50                    | 3.58                     | 75                        | 1.33                    | 1.78                     | .....                                | .....                   | .....                    | 21   | 0.07                    | 0.29                     | 57                        | 0.17                    | 0.30                     | 73                              | 1.25                    | 1.70                     |
| 536                                  | 10.53                   | 1.97                     | 302                       | 5.48                    | 1.81                     | 209                                  | 3.57                    | 1.71                     | .....                                      | .....                   | .....                    | 205                       | 0.62                    | 0.30                     | 277                             | 4.39                    | 1.59                     |
| 108                                  | 2.61                    | 2.41                     | 95                        | 2.43                    | 2.58                     | 109                                  | 2.29                    | 2.09                     | .....                                      | .....                   | .....                    | 65                        | 0.65                    | 1.00                     | 90                              | 2.15                    | 2.39                     |
| 233                                  | 6.27                    | 2.69                     | 299                       | 4.46                    | 1.49                     | 162                                  | 3.09                    | 1.85                     | 332  | 2.00                    | 0.60                     | 231                       | 1.39                    | 0.60                     | 283                             | 3.84                    | 1.36                     |
| 288                                  | 7.59                    | 2.64                     | 287                       | 3.80                    | 1.32                     | 236                                  | 4.31                    | 1.82                     | .....                                      | .....                   | .....                    | 124                       | 0.40                    | 0.32                     | 262                             | 3.28                    | 1.25                     |
| 120                                  | 6.50                    | 5.48                     | 107                       | 5.48                    | 5.12                     | 123                                  | 1.68                    | 1.36                     | .....                                      | .....                   | .....                    | 41                        | 0.47                    | 1.13                     | 98                              | 2.28                    | 2.32                     |
| 190                                  | 10.09                   | 5.32                     | 189                       | 5.62                    | 2.97                     | .....                                | .....                   | .....                    | .....                                      | .....                   | .....                    | .....                     | .....                   | .....                    | 181                             | 4.71                    | 2.56                     |
| 20                                   | 2.73                    | 13.98                    | 38                        | 1.72                    | 4.54                     | 150                                  | 1.34                    | 0.89                     | 275  | 2.86                    | 1.04                     | 114                       | 0.93                    | 0.82                     | 38                              | 1.72                    | 4.54                     |
| 242                                  | 6.16                    | 2.55                     | 188                       | 3.10                    | 1.65                     | 221                                  | 3.86                    | 1.74                     | 209  | 1.79                    | 0.86                     | 161                       | 0.60                    | 0.37                     | 186                             | 2.79                    | 1.50                     |

營業收支比較表 (民國二十三年四月份)

| 路名<br>Name of Line                                  |  | 平漢<br>Peiping Hankow | 北甯<br>Peiping-Liaoning | 津浦<br>Tientsin-Pukow |            |
|---|--|----------------------|------------------------|----------------------|------------|
| 項目<br>Particulars                                   |  |                      |                        |                      |            |
| 營業進款<br>Operating Revenues                          | 客運業務<br>Passenger Service                  | \$ 元<br>928,633.15   | \$ 元<br>634,173.06     | \$ 元<br>954,053.05   |            |
|   | 貨運業務<br>Goods Service                      | 1,550,463.75         | 1,210,509.93           | 894,632.37           |            |
|   | 其他<br>Others                               | 50,310.18            | 311,140.37             | 89,291.93            |            |
|   | 共計<br>Total                                | 2,529,407.08         | 2,205,823.36           | 1,937,977.35         |            |
|   | 本年累計<br>Cumulative Total                   | 9,558,235.58         | 8,070,915.92           | 7,629,329.54         |            |
|   | 上年本月進款<br>Revenue Same Month Previous Year | 2,812,666.72         | 1,956,491.10           | 1,952,069.18         |            |
|   | 增或減<br>Increase or Decrease                | 283,259.64           | 249,332.26             | 14,091.83            |            |
|   | 百分數<br>Percentage                          | 10.07%               | 12.71%                 | 0.72%                |            |
|   | 營業用款<br>Operating Expenses                 | 總務費<br>General       | 365,480.76             | 255,457.76           | 293,380.46 |
|   |  | 車務費<br>Traffic       | 229,971.64             | 155,259.49           | 238,573.91 |
| 運務費<br>Running                                      |  | 323,507.22           | 249,121.18             | 313,624.46           |            |
| 設備品維持費<br>Maintenance of Equipment                  |  | 321,409.06           | 271,174.38             | 263,502.25           |            |
| 工務維持費<br>Maintenance of Way and Structures          |  | 219,729.94           | 204,785.40             | 250,833.81           |            |
| 互用車輛<br>Interchange of Rolling Stock                |  | 16,710.00            | 1,608.00               | 4,724.00             |            |
| 共計<br>Total   |  | 1,476,808.62         | 1,137,406.21           | 1,364,638.89         |            |
| 本年累計<br>Cumulative Total                            |  | 5,813,996.86         | 4,119,776.66           | 5,128,721.59         |            |
| 上年本月用款<br>Expenses Same Month Previous Year         |  | 1,640,352.18         | 1,010,859.73           | 1,335,028.14         |            |
| 增或減<br>Increase or Decrease                         |  | 163,543.56           | 126,516.48             | 29,610.75            |            |
| 百分數<br>Percentage                                   | 9.97%                                      | 12.52%               | 2.22%                  |                      |            |
| 營業淨盈或淨虧<br>Operating Surplus or Deficit             | 1,052,598.46                               | 1,068,417.15         | 573,338.46             |                      |            |
| 營業百分比率<br>Operating Percentage                      | 58.39%                                     | 51.56%               | 70.42%                 |                      |            |
| 營業里程<br>Kilometrage Operated                        | 1,32.00                                    | 465.76               | 1,110.00               |                      |            |
| 每營業里所攤進款<br>Revenues per Kilometre of Line Operated | 1,910.43                                   | 4,735.97             | 1,745.93               |                      |            |
| 每營業里所攤用款<br>Expenses per Kilometre of Line Operated | 1,115.41                                   | 2,442.01             | 1,229.40               |                      |            |

附註：1.「其他」包括渡船業務、電報、總機廠盈利、租金、雜項、附屬營業、互用車輛等項。

2. 數目表示減少者用斜體字。

3. 實際盈虧另見會計帳第三款轉入平準表之數。

4. 東北各路暫付調如。

OPERATING REVENUES AND EXPENSES  
(APRIL, 1934.)

| 京 滬<br>Nanking-Shanghai | 滬 杭 甬<br>Shanghai<br>Hangchow<br>Ningpo | 平 綏<br>Peiping-Suiyuan | 正 太<br>Cheng-Tai | 遼 濟<br>Taokow-Chinghua |
|-------------------------|---|------------------------|------------------|------------------------|
| \$ 元                    | \$ 元                                    | \$ 元                   | \$ 元             | \$ 元                   |
| 969,773.83              | 507,534.54                              | 191,152.32             | 90,009.64        | 29,795.49              |
| 288,542.76              | 173,563.77                              | 594,724.53             | 262,556.23       | 100,524.13             |
| 12,927.76               | 6,710.51                                | 9,555.62               | 985.06           | 12,039.74              |
| 1,271,244.35            | 687,808.82                              | 795,432.47             | 353,550.93       | 142,359.36             |
| 4,964,761.71            | 2,276,902.86                            | 3,428,166.52           | 2,072,926.25     | 563,047.62             |
| 1,182,104.43            | 699,295.37                              | 691,308.82             | 448,252.74       | 150,988.07             |
| 89,139.92               | <i>11,486.55</i>                        | 104,123.65             | <i>94,701.81</i> | 8,628.71               |
| 7.54%                   | <i>1.64%</i>                            | 15.06%                 | <i>21.13%</i>    | 5.71%                  |
| 180,528.64              | 110,354.43                              | 112,277.29             | 72,952.19        | 39,889.62              |
| 167,901.59              | 93,262.62                               | 72,156.04              | 25,423.18        | 15,039.58              |
| 207,272.68              | 79,382.57                               | 138,564.70             | 40,164.17        | 20,669.21              |
| 182,295.80              | 88,840.89                               | 157,986.09             | 47,116.50        | 16,892.12              |
| 129,321.49              | 54,365.29                               | 115,577.65             | 63,387.49        | 14,826.43              |
| 10,620.25               | .....                                   | 1,062.00               | .....            | .....                  |
| 877,940.45              | 426,205.80                              | 597,623.77             | 249,043.53       | 107,316.96             |
| 3,454,849.44            | 1,681,770.71                            | 2,278,619.09           | 920,295.00       | 427,282.86             |
| 719,798.68              | 405,513.59                              | 586,450.15             | 209,043.64       | 128,506.20             |
| 158,141.77              | 20,692.21                               | 11,173.62              | 59,999.89        | <i>21,189.24</i>       |
| 21.97%                  | 5.10%                                   | 1.91%                  | 19.13%           | <i>16.49%</i>          |
| 393,303.90              | 261,603.02                              | 197,808.70             | 104,507.40       | 35,042.40              |
| 69.06%                  | 61.97%                                  | 75.13%                 | 70.44%           | 75.38%                 |
| 327.00                  | 287.00                                  | 877.05                 | 243.00           | 152.44                 |
| 3,887.60                | 2,396.55                                | 906.94                 | 1,454.94         | 933.87                 |
| 2,684.83                | 1,485.04                                | 681.40                 | 1,024.87         | 703.99                 |

Note: 1. "Others" includes Ferry Service, Telegraph, Profits of Central Mechanical Works, Incidental Revenues, Auxiliary Operations, and Interchange of Rolling Stock.

2. Figures in italics denotes decrease.

3. For actual surplus see Income Statement, Part III, amount carried to Balance Sheet.

4. Northeastern lines not included.



營業收支比較表 (二十三年四月份)

| 路名<br>Name of Line                                  |  | 龍海<br>Lung-Hai     | 廣九<br>Canton-Kowloon | 湘鄂<br>Canton-Hankow<br>(Hupeh-Hunan<br>Section) |           |
|---|--|--------------------|----------------------|---|-----------|
| 項目<br>Particulars                                   |  |                    |                      |   |           |
| 營業<br>款<br>Operating<br>Revenues                    | 客運業務<br>Passenger Service                  | \$ 元<br>321,818.10 | \$ 元<br>177,965.94   | \$ 元<br>114,432.89                              |           |
|   | 貨運業務<br>Goods Service                      | 499,017.90         | 21,696.93            | 158,111.18                                      |           |
|   | 其他<br>Others                               | 40,812.29          | 4,817.12             | 1,303.08  |           |
|   | 共計<br>Total                                | 861,648.29         | 204,479.99           | 273,847.15                                      |           |
|   | 本年累計<br>Cumulative Total                   | 3,664,315.42       | 781,046.74           | 1,062,538.39                                    |           |
|   | 上年本月進款<br>Revenue Same Month Previous Year | 986,998.34         | 214,666.92           | 222,292.57                                      |           |
|   | 增或減<br>Increase or Decrease                | 125,350.05         | 10,186.93            | 51,554.58                                       |           |
|   | 百分數<br>Percentage                          | 12.70%             | 4.75%                | 23.19%  |           |
|   | 營業<br>用款<br>Operating<br>Expenses          | 總務費<br>General     | 168,077.06           | 36,273.09                                       | 60,995.68 |
|   |  | 車務費<br>Traffic     | 79,363.92            | 18,117.91                                       | 33,779.97 |
| 運務費<br>Running                                      |  | 131,358.40         | 29,292.39            | 78,060.57                                       |           |
| 設備維持費<br>Maintenance of Equipment                   |  | 129,471.67         | 39,216.68            | 53,479.06                                       |           |
| 工務維持費<br>Maintenance of Way and Structures          |  | 114,489.10         | 45,037.00            | 39,238.23                                       |           |
| 互用車輛<br>Interchange of Rolling Stock                |  | 757.50             | 953.12               | .....   |           |
| 共計<br>Total   |  | 623,517.65         | 168,890.16           | 265,553.51                                      |           |
| 本年累計<br>Cumulative Total                            |  | 2,452,383.03       | 660,846.50           | 1,062,556.66                                    |           |
| 上年本月用款<br>Expenses Same Month Previous Year         |  | 584,276.78         | 182,509.21           | 267,459.50                                      |           |
| 增或減<br>Increase or Decrease                         |  | 39,240.87          | 13,619.05            | 1,905.99  |           |
| 百分<br>Percentage                                    | 6.72%                                      | 7.46%              | 0.71%                |   |           |
| 營業淨盈或淨虧<br>Operating Surplus or Deficit             | 238,130.64                                 | 35,589.83          | 8,293.64             |   |           |
| 營業百分比率<br>Operating Percentage                      | 72.35%                                     | 82.59%             | 96.97%               |   |           |
| 營業里程<br>Kilometrage Operated                        | 923.00                                     | 143.00             | 513.00               |   |           |
| 每營業里所獲進款<br>Revenues per Kilometre of Line Operated | 933.53                                     | 1,429.93           | 533.82               |   |           |
| 每營業里所攤用款<br>Expenses per Kilometre of Line Operated | 675.53                                     | 1,181.05           | 517.65               |   |           |

附註：1. (其他)包括渡船業務、電報、機關廠盈利、租金、雜項、附屬營業、互用車輛等項。

2. 數目表示減少者用斜體字。

3. 實際盈虧另見會計帳第三款轉入平準表之數

4. 東北各站暫付圖知

## OPERATING REVENUES AND EXPENSES (APRIL, 1934.)

| 膠濟<br>Kiao-Tsi   | 南 津<br>Nanchang-Kiukiang | 粵漢南段<br>Canton-Hankow<br>(Southern Section) | 共 計<br>Total  |
|------------------|--------------------------|---|---------------|
| \$ 元             | \$ 元                     | \$ 元  | \$ 元          |
| 311,398.04       | 143,293.61               | 245,112.20                                  | 5,669,145.86  |
| 915,246.80       | 29,956.58                | 206,669.88                                  | 6,906,216.74  |
| 12,110.33        | 714.37                   | 4,114.72                                    | 556,833.08    |
| 1,238,755.17     | 173,964.56               | 455,896.80                                  | 13,132,195.68 |
| 4,669,890.10     | 524,094.27               | 1,779,825.39                                | 51,045,996.31 |
| 1,107,697.70     | 106,022.80               | 473,111.54                                  | 13,003,966.30 |
| 131,057.47       | 67,941.76                | <i>17,214.74</i>                            | 128,229.38    |
| 11.83%           | 64.08%                   | <i>3.64%</i>                                | 0.99%         |
| 275,240.44       | 16,386.80                | 63,169.17                                   | 2,050,463.39  |
| 137,207.56       | 12,660.92                | 35,629.48                                   | 1,314,347.81  |
| 150,597.72       | 20,878.49                | 93,319.97                                   | 1,875,813.70  |
| 205,558.95       | 14,745.27                | 48,517.81                                   | 1,840,206.53  |
| 141,316.96       | 18,079.66                | 40,020.31                                   | 1,451,008.76  |
| .....            | .....                    | .....                                       | 36,434.87     |
| 909,921.63       | 82,751.14                | 280,656.74                                  | 8,568,275.06  |
| 3,641,315.45     | 320,782.18               | 1,068,703.80                                | 33,061,899.83 |
| 943,453.96       | 87,079.82                | 292,206.60                                  | 8,392,538.18  |
| <i>33,532.33</i> | <i>4,328.68</i>          | <i>11,549.86</i>                            | 175,736.88    |
| <i>3.55%</i>     | <i>4.97%</i>             | <i>3.95%</i>                                | 2.09%         |
| 328,833.54       | 91,213.42                | 175,240.06                                  | 4,563,920.62  |
| 73.45%           | 47.57%                   | 61.56%                                      | 65.25%        |
| 469.00           | 128.00                   | 324.00                                      | 7,286.25      |
| 2,641.27         | 1,359.10                 | 1,407.09                                    | 1,802.33      |
| 1,940.13         | 646.49                   | 866.22                                      | 1,175.95      |

Note: 1. "Others" includes Ferry Service, Telegraph, Profits of Central Mechanical Works, Incidental Revenues, Auxiliary Operations, and Interchange of Rolling Stock.

2. Figures in italics denotes decrease.

3. For actual surplus see Income Statement, Part III, amount carried to Balance Sheet.

4. Northeastern lines not included.

各路機車用煤及價值比較表 (民國二十三年四月份)

| 路<br>名<br><br>Name of Line        | 項<br>目<br>數<br>量<br><br>Particulars<br>Amount | 本月消耗<br>Consumption   |                           | 機車行駛里程<br>Locomotive<br>Kilometrage<br>Run | 平均每公里用煤及價值<br>Average Consumption<br>and Cost of Coal Per<br>Kilometrage Run |                            |
|-----------------------------------|---|-----------------------|---------------------------|--|--|----------------------------|
|                                   |   | 公噸<br>Metric<br>Tons  | 價值<br>Cost<br>元<br>( \$ ) | 公 里<br>Kilometres                          | 公 斤<br>Kgs.  | 價 值<br>Cost<br>元<br>( \$ ) |
|                                   |   | 平 漢<br>Peiping Hankow | 22,582                    | 84,253                                     | 1,007,142  | 22.42                      |
| 北 甯<br>Peiping Liaoning           | 15,143  | 49,310                | 804,086                   | 18.83                                      | 0.06   |                            |
| 津 浦<br>Tientsin Pukow             | 17,238  | 76,860                | 935,449                   | 18.43                                      | 0.08   |                            |
| 京 滬<br>Nanking Shanghai           | 9,015   | 106,689               | 388,202                   | 23.22                                      | 0.27   |                            |
| 滬 杭 甬<br>Shanghai Hangchow Ningpo | 3,611   | 42,506                | 187,935                   | 19.21                                      | 0.23   |                            |
| 平 綏<br>Peiping Suiyuan            | 15,640  | 43,818                | 777,931                   | 20.10                                      | 0.06   |                            |
| 正 太<br>Cheng-Tai                  | 3,804   | 13,345                | 225,310                   | 12.45                                      | 0.06   |                            |
| 道 清<br>Taokow Chinghua            | 877   | 6,408                 | 45,040                    | 19.47                                      | 0.14   |                            |
| 龍 海<br>Lung-Hai                   | 8,127   | 60,140                | 281,113                   | 28.91                                      | 0.21   |                            |
| 廣 九<br>Canton Kowloon             | 1,097   | 16,772                | 74,340                    | 14.76                                      | 0.23   |                            |
| 湘 鄂<br>Hupeh Hunan                | 4,953   | 34,826                | 161,241                   | 30.72                                      | 0.22   |                            |
| 膠 濟<br>Kiao-Tsi                   | 10,011  | 68,611                | 538,915                   | 18.58                                      | 0.13   |                            |
| 南 潯<br>Nanchang Kiukiang          | 1,029   | 14,089                | 58,859                    | 17.48                                      | 0.24   |                            |
| 粵 漢 南 段<br>(Southern Section)     | 3,417   | 60,303                | 147,588                   | 23.15                                      | 0.41   |                            |
| 共 計<br>Total                      | 115,544                                       | 678,130               | 5,633,151                 | 20.51                                      | 0.12   |                            |

附註：(+)表示增加 (-)表示減少

**CONSUMPTION AND COST OF COAL IN RUNNING LOCOMOTIVES**  
(April, 1934.)

| 本路佔各路<br>總量及價值百分數<br>Percentage of total<br>amount used and cost |           | 每公里用煤量比較<br>Amount of Coal used Per Kilometre<br>of Line     |   |   | 每公里用煤價值比較<br>Cost of Coal Per Kilometre of line             |  |  |
|--|-----------|--|---|---|---|--|--|
|  |           | 本路平均<br>Average<br>per<br>Kilometre<br>of line<br>公斤<br>Kgs. | 上年本期<br>Same<br>period<br>last year<br>公斤<br>Kgs. | 比較增減<br>Increase or<br>Decrease<br>公斤<br>Kgs. | 本路平均<br>Average<br>Per<br>Kilometre<br>of Line<br>元<br>(\$) | 上年本期<br>Same<br>period<br>last year<br>元<br>(\$) | 比較增減<br>Increase or<br>Decrease<br>元<br>(\$) |
| 量<br>Amount  | 值<br>Cost |  |   |   |   |  |  |
| 19.54  | 12.42     | 22.42  | 21.73   | +0.69   | 0.08  | 0.08   | .....  |
| 13.11  | 7.27      | 18.83  | 11.17   | +7.66   | 0.06  | 0.05   | +0.01  |
| 14.92  | 11.33     | 18.43  | 20.17   | -1.74   | 0.08  | 0.10   | -0.02  |
| 7.80   | 15.73     | 23.22  | 22.55   | +0.67   | 0.27  | 0.25   | +0.02  |
| 3.12   | 6.27      | 19.21  | 19.94   | -0.73   | 0.23  | 0.29   | -0.06  |
| 13.54  | 6.46      | 20.10  | 22.27   | -2.17   | 0.06  | 0.08   | -0.02  |
| 2.43   | 1.97      | 12.45  | 13.60   | -1.15   | 0.06  | 0.66   | .....  |
| 0.76   | 0.95      | 19.47  | 18.28   | +1.19   | 0.14  | 0.16   | -0.02  |
| 7.03   | 8.87      | 28.91  | 30.99   | -2.08   | 0.21  | 0.23   | -0.02  |
| 0.95   | 2.47      | 14.76  | 20.74   | -5.98   | 0.23  | 0.42   | -0.19  |
| 4.29   | 5.14      | 30.72  | 32.30   | -1.58   | 0.22  | 0.23   | -0.01  |
| 8.66   | 10.15     | 18.58  | 17.84   | +0.74   | 0.13  | 0.12   | +0.01  |
| 0.89   | 2.08      | 17.48  | 23.95   | -6.47   | 0.24  | 0.45   | -0.21  |
| 2.96   | 8.89      | 23.15  | 24.69   | -1.54   | 0.41  | 0.41   | .....  |
| 100.00   | 100.00    | 20.51  | 19.56   | +0.95   | 0.12  | 0.13   | -0.01  |

Note: (+)Increase (-)Decrease

各路車輛用油比較表 (民國廿三年四月份)

| 路 名<br>Name of Line               | 項 目<br>Particulars                   |   | 本月消耗<br>Consumption | 機車行駛<br>里 程<br>Locomotive<br>Kilometrage | 機車用油<br>每公里平均數<br>Lubricating<br>oil consumed<br>by locomotives<br>per kilometre<br>of line |                                      | 本路佔各路<br>消耗總量百分數<br>Percentage of<br>total amount<br>consumed |                                      |   |
|-----------------------------------|--------------------------------------|---|---------------------|--|---|--------------------------------------|---|--------------------------------------|---|
|                                   | 汽缸油<br>Cylinder<br>oil<br>公斤<br>Kgs. | 機器油<br>Machine<br>(Engine)<br>oil<br>公斤<br>Kgs. |                     |  | Run<br>公里<br>Kilometres   | 汽缸油<br>Cylinder<br>oil<br>公斤<br>Kgs. | 機器油<br>Machine<br>(Engine)<br>oil<br>公斤<br>Kgs.               | 汽缸油<br>Cylinder<br>oil<br>公斤<br>Kgs. | 機器油<br>Machine<br>(Engine)<br>oil<br>公斤<br>Kgs. |
|                                   |                                      |   |                     |  |   |                                      |   |                                      |   |
|                                   |                                      |   |                     |  |   |                                      |   |                                      |   |
| 平 漢<br>Peiping Hankow             | 21,141                               | 33,125  | 1,007,142           | 0.021                                    | 0.033   | 22.73                                | 22.34   |                                      |   |
| 北 甯<br>Peiping Liaoning           | 8,650                                | 14,708  | 804,086             | 0.011                                    | 0.018   | 9.30                                 | 9.92  |                                      |   |
| 津 浦<br>Tientsin Pukow             | 12,239                               | 9,943   | 935,449             | 0.013                                    | 0.011   | 13.16                                | 6.71  |                                      |   |
| 京 滬<br>Nanking Shanghai           | 9,125                                | 17,183  | 388,202             | 0.024                                    | 0.044   | 9.81                                 | 11.59   |                                      |   |
| 滬 杭 甬<br>Shanghai Hangchow Ningpo | 2,521                                | 4,659   | 187,935             | 0.013                                    | 0.025   | 2.71                                 | 3.14  |                                      |   |
| 平 綏<br>Peiping Suiyuan            | 14,479                               | 17,493  | 777,931             | 0.019                                    | 0.022   | 15.56                                | 11.80   |                                      |   |
| 正 太<br>Cheng-Tai                  | 2,099                                | 3,701   | 225,310             | 0.009                                    | 0.016   | 2.26                                 | 2.49  |                                      |   |
| 道 濟<br>Taokow Chinghua            | 683                                  | 1,981   | 45,040              | 0.015                                    | 0.044   | 0.73                                 | 1.34  |                                      |   |
| 龍 海<br>Lung-Hai                   | 3,746                                | 10,699  | 281,113             | 0.013                                    | 0.038   | 4.03                                 | 7.22  |                                      |   |
| 廣 九<br>Canton Kowloon             | 949                                  | 1,807   | 74,340              | 0.013                                    | 0.024   | 1.02                                 | 1.22  |                                      |   |
| 湘 鄂<br>Hupeh Hunan                | 2,840                                | 6,515   | 161,241             | 0.018                                    | 0.040   | 3.05                                 | 4.39  |                                      |   |
| 膠 濟<br>Kiao-Tsi                   | 8,796                                | 15,845  | 538,915             | 0.016                                    | 0.029   | 9.45                                 | 10.69   |                                      |   |
| 南 潯<br>Nanchang Kiukiang          | 1,233                                | 2,461   | 58,859              | 0.021                                    | 0.042   | 1.33                                 | 1.66  |                                      |   |
| 粵 漢 南 段<br>(Southern Section)     | 4,525                                | 8,142   | 147,588             | 0.031                                    | 0.055   | 4.86                                 | 5.49  |                                      |   |
| 共 計<br>Total                      | 93,026                               | 148,262   | 5,633,151           | 0.017                                    | 0.026   | 100.00                               | 100.00  |                                      |   |

附註： (+)表示增加 (-)表示減少



## CONSUMPTION OF LUBRICATING OIL (April 1934)

| 每公里用油比較<br>Amount of Lubricating oil used<br>per kilometre of line |  |                                    |  |  |                                    | 客貨車<br>Passenger Cars and Goods Wagons |  |  |  |                                |
|--|--|------------------------------------|--|--|------------------------------------|--|--|--|--|--------------------------------|
|  |  |                                    |  |  |                                    | 本月消耗<br>Consumption                    | 客貨車輪<br>軸總數<br>Total<br>Number<br>of Axles<br>on cars<br>and<br>wagons | 每輪軸消耗車軸油比較<br>Amount of Axle oil<br>used per<br>axle |  |                                |
| 汽缸油<br>Cylinder oil  |  |                                    | 機器油<br>Machine (Engine) oil                    |  |                                    |  |  | 車軸油<br>Axle<br>oil<br>公斤<br>Kgs.                     | 客貨車輪<br>軸總數<br>Total<br>Number<br>of Axles<br>on cars<br>and<br>wagons | 本路平均<br>Average<br>per<br>axle |
| 本路平均<br>Average<br>per<br>Kilometre<br>of line                     | 上年本期<br>Same<br>period<br>last<br>year | 比較增減<br>Increase<br>or<br>Decrease | 本路平均<br>Average<br>per<br>kilometre<br>of line | 上年本期<br>Same<br>period<br>last<br>year | 比較增減<br>Increase<br>or<br>Decrease |  |  |  |  |                                |
| 0.021  | 0.024                                  | -0.003                             | 0.033  | 0.030                                  | +0.003                             | 19,590                                 | 9,024  | 2.17   | 2.24   | -0.07                          |
| 0.011  | 0.012                                  | -0.001                             | 0.018  | 0.021                                  | -0.003                             | 23,192                                 | 9,196  | 2.52   | 3.21   | -0.69                          |
| 0.013  | 0.014                                  | -0.001                             | 0.011  | 0.016                                  | -0.005                             | 9,667                                  | 7,554  | 1.28   | 0.82   | +0.46                          |
| 0.024  | 0.024                                  | .....                              | 0.044  | 0.046                                  | -0.002                             | 19,169                                 | 3,108  | 6.17   | 5.43   | +0.74                          |
| 0.013  | 0.014                                  | -0.001                             | 0.025  | 0.025                                  | .....                              | 9,119                                  | 2,436  | 3.74   | 3.65   | +0.09                          |
| 0.019  | 0.022                                  | -0.003                             | 0.022  | 0.030                                  | -0.008                             | 12,606                                 | 4,068  | 3.10   | 4.54   | -1.44                          |
| 0.009  | 0.010                                  | -0.001                             | 0.016  | 0.018                                  | -0.002                             | 2,809                                  | 3,616  | 0.78   | 0.48   | +0.30                          |
| 0.015  | 0.013                                  | +0.002                             | 0.044  | 0.039                                  | +0.005                             | 1,083                                  | 3,238  | 0.34   | 0.16   | +0.18                          |
| 0.013  | 0.015                                  | -0.002                             | 0.038  | 0.043                                  | -0.005                             | .....                                  | .....  | .....  | .....  | .....                          |
| 0.013  | 0.017                                  | -0.004                             | 0.024  | 0.031                                  | -0.007                             | 2,588                                  | 10,780   | 0.24   | 0.25   | -0.01                          |
| 0.018  | 0.018                                  | .....                              | 0.040  | 0.043                                  | -0.003                             | 3,827                                  | 1,518  | 2.52   | 2.30   | +0.22                          |
| 0.016  | 0.016                                  | .....                              | 0.029  | 0.027                                  | +0.002                             | 10,691                                 | 4,743  | 2.25   | 2.29   | -0.04                          |
| 0.021  | 0.026                                  | -0.005                             | 0.042  | 0.050                                  | -0.008                             | 2,066                                  | 564  | 3.66   | 2.39   | +1.27                          |
| 0.031  | 0.055                                  | -0.024                             | 0.055  | 0.053                                  | +0.002                             | 5,460                                  | 22,212   | 0.25   | 0.23   | +0.02                          |
| 0.017  | 0.018                                  | -0.001                             | 0.026  | 0.028                                  | -0.002                             | 121,869                                | 82,057   | 1.49   | 0.43   | +1.06                          |

Note: (+)Increase. (-)Decrease

## 國有鐵路起運礦產噸數表

Products of Mines Transported during the month of April 1934.

(民國二十三年四月份)

| 路名<br>Railways         | 煤<br>Coal | 焦炭<br>Coke | 泥土沙石<br>Earth, Clay,<br>Sand and<br>Stones. | 其他<br>Others | 共計<br>Total | 百分數<br>% |
|------------------------|-----------|------------|---|--------------|-------------|----------|
|                        | T         | T          | T   | T            | T           | T        |
| 平漢<br>Peiping Hankow   | 185,978   | 4,660      | 960   | —            | 191,598     | 14.927   |
| 北甯<br>Peiping Liaoning | 407,000   | 840        | 33,443                                      | —            | 441,283     | 34.380   |
| 津浦<br>Tientsin Pukow   | 162,285   | 70         | 693   | —            | 163,048     | 12.703   |
| 平綏<br>Peiping Suiyuan  | 125,511   | —          | 3,370                                       | —            | 128,881     | 10.041   |
| 正太<br>Cheng-Tai        | 96,045    | 1,000      | —   | —            | 97,045      | 7.561    |
| 道清<br>Taokow Chinghua  | 65,840    | —          | —   | —            | 65,840      | 5.129    |
| 臨海<br>Lung-Hai         | 26,665    | 95         | 4,475                                       | —            | 31,235      | 2.433    |
| 湘鄂<br>Hupei Hunan      | 12,814    | 5,756      | 254   | —            | 18,824      | 1.467    |
| 膠濟<br>Kiao-Tsi         | 141,105   | 1,800      | 2,893                                       | —            | 145,798     | 11.359   |
| 共計<br>Total            | 1,223,243 | 14,221     | 46,088                                      | —            | 1,283,552   | 100.000  |
| 百分數<br>%               | 95.301    | 1.108      | 3.591                                       | —            | 100.000     |          |

### 平漢鐵路

Peiping Hankow Railway

| 站名<br>Stations       | 煤<br>Coal | 焦炭<br>Coke | 泥土沙石<br>Earth, Clay,<br>Sand and<br>Stones. | 其他<br>Others | 共計<br>Total | 百分數<br>% |
|----------------------|-----------|------------|---|--------------|-------------|----------|
| 坨里<br>Toli           | 16,500    | —          | —   | —            | 16,500      | 8.612    |
| 周家店<br>Chowkowitzien | 3,635     | —          | 960   | —            | 4,595       | 2.398    |
| 石家莊<br>Shihkiachwang | 78,498    | 2,395      | —   | —            | 80,893      | 42.220   |
| 光祿鎮<br>Kwangluchen   | 12,040    | 160        | —   | —            | 12,200      | 6.368    |
| 馬頭鎮<br>Matow         | 14,995    | —          | —   | —            | 14,995      | 7.826    |
| 六河溝<br>Lihokow       | 37,465    | 2,105      | —   | —            | 39,570      | 20.653   |
| 新鄉縣<br>Sinsiang      | 22,845    | —          | —   | —            | 22,845      | 11.923   |
| 共計<br>Total          | 185,978   | 4,660      | 960   | —            | 191,598     | 100.000  |
| 百分數<br>%             | 97.067    | 2.432      | 0.501                                       | —            | 100.000     |          |

## 津浦鐵路

Tientsin Pukow Railway

| 站名<br>Stations       | 煤<br>Ccal | 焦炭<br>Coke | 泥土沙石<br>Earth, Clay,<br>Sand and<br>Stones | 其他<br>Others | 共計<br>Total | 百分數<br>% |
|----------------------|-----------|------------|--|--------------|-------------|----------|
| 臨淮關<br>Linhuai-kwan  | —         | —          | 40   | —            | 40          | 0.025    |
| 蚌埠<br>Pengpu         | 29,240    | —          | —  | —            | 29,240      | 17.933   |
| 符離集<br>Fulichi       | 7,930     | —          | —  | —            | 7,930       | 4.864    |
| 徐州<br>Hsuehowfu      | 50        | —          | —  | —            | 50          | 0.031    |
| 柳泉<br>Liuchuan       | 17,070    | —          | —  | —            | 17,070      | 10.469   |
| 臨城<br>Lincheng       | 134       | —          | —  | —            | 134         | 0.082    |
| 濰莊<br>Tsaochuang     | 100,715   | —          | 183  | —            | 100,898     | 61.882   |
| 南驛<br>Nan-l          | 4,160     | 70         | —  | —            | 4,230       | 2.594    |
| 大汶口<br>Tawenkow      | 60        | —          | —  | —            | 60          | 0.037    |
| 界首<br>Chiehshu       | —         | —          | 70   | —            | 70          | 0.043    |
| 白馬山<br>Peimashan     | —         | —          | 180  | —            | 180         | 0.110    |
| 濟南<br>Tsinanfu       | 1,376     | —          | 180  | —            | 1,556       | 0.954    |
| 洛口<br>Lokow          | —         | —          | 40   | —            | 40          | 0.025    |
| 德州<br>Techow         | 120       | —          | —  | —            | 120         | 0.074    |
| 陳塘莊<br>Chentanchuang | 1,230     | —          | —  | —            | 1,230       | 0.754    |
| 天津<br>Tientsin       | 200       | —          | —  | —            | 200         | 0.123    |
| 共計<br>Total          | 162,285   | 70         | 693  | —            | 163,048     | 100.000  |
| 百分數<br>%             | 99.532    | 0.043      | 0.425                                      | —            | 100.000     |          |

### 平綏鐵路

#### Peiping Suiyuan Railway

| 站名<br>Stations    | 煤<br>Coal | 焦炭<br>Coke | 泥土沙石<br>Earth, Clay,<br>Sand and<br>Stones | 其他<br>Others | 共計<br>Total | 百分數<br>% |
|-------------------|-----------|------------|--|--------------|-------------|----------|
| 三家店<br>Sankiatien | 1,905     | —          | 2,970                                      | —            | 4,875       | 3.783    |
| 門頭溝<br>Mentowkow  | 75,670    | —          | —  | —            | 75,670      | 58.713   |
| 南口<br>Nankow      | —         | —          | 380  | —            | 380         | 0.295    |
| 新保安<br>Sinpaan    | 3,775     | —          | —  | —            | 3,775       | 2.929    |
| 下花園<br>Siahwayuan | 6,240     | —          | —  | —            | 6,240       | 4.842    |
| 口泉<br>Kowchuan    | 37,801    | —          | —  | —            | 37,801      | 29.330   |
| 陶思浩<br>Taoszehao  | 120       | —          | —  | —            | 120         | 0.093    |
| 公積板<br>Kungtsipan | —         | —          | 20   | —            | 20          | 0.015    |
| 共計<br>Total       | 125,511   | —          | 3,370                                      | —            | 128,881     | 100.000  |
| 百分數<br>%          | 97.385    | —          | 2.615                                      | —            | 100.000     |          |

### 北寧鐵路

#### Peiping Liaoning Railway

| 站名<br>Stations     | 煤<br>Coal | 焦炭<br>Coke | 泥土沙石<br>Earth, Clay,<br>Sand and<br>Stones | 其他<br>Others | 共計<br>Total | 百分數<br>% |
|--------------------|-----------|------------|--|--------------|-------------|----------|
| 正陽門<br>Chienmen    | 21        | 20         | 4  | —            | 45          | 0.010    |
| 豐台<br>Fongtai      | 66,814    | 720        | 8,860                                      | —            | 76,394      | 17.312   |
| 塘沽<br>Tangku       | 610       | —          | —  | —            | 610         | 0.138    |
| 唐山<br>Tangshan     | 20,758    | 20         | 19,383                                     | —            | 40,161      | 9.101    |
| 開平<br>Kaiping      | 54,607    | —          | 858  | —            | 55,465      | 12.569   |
| 古冶<br>Kuyeh        | 262,873   | 80         | 1,628                                      | —            | 264,581     | 59.957   |
| 卑家店<br>Peichiatiea | 20        | —          | 1,960                                      | —            | 1,980       | 0.449    |
| 漢縣<br>Lanhsien     | —         | —          | 40   | —            | 40          | 0.009    |
| 朱各莊<br>Chukochuang | —         | —          | 590  | —            | 590         | 0.134    |
| 北戴河<br>Peitaiho    | —         | —          | 120  | —            | 120         | 0.027    |
| 秦皇島<br>Chinwangtao | 1,297     | —          | —  | —            | 1,297       | 0.294    |
| 共計<br>Total        | 407,000   | 840        | 33,443                                     | —            | 441,283     | 100.000  |
| 百分數<br>%           | 92.231    | 0.190      | 7.579                                      | —            | 100.000     |          |

## 正太鐵路

## Cheng-Tai Railway

| 站名<br>Stations         | 煤<br>Coal | 焦炭<br>Coke | 泥土沙石<br>Earth, Clay,<br>Sand and<br>Stones | 其他<br>Others | 共計<br>Total | 百分數<br>% |
|------------------------|-----------|------------|--|--------------|-------------|----------|
| 賽魚<br>Saiiu            | 11,410    | —          | —  | —            | 11,410      | 11.757   |
| 陽泉<br>Iangtsiuen       | 34,510    | —          | —  | —            | 34,510      | 35.561   |
| 鳳山<br>Fongchan         | 20,075    | —          | —  | —            | 20,075      | 20.686   |
| 南河頭<br>Nanhoteou       | 30,050    | —          | —  | —            | 30,050      | 30.965   |
| 石家莊<br>Cheukiatchcuang | —         | 1,000      | —  | —            | 1,000       | 1.031    |
| 共計<br>Total            | 96,045    | 1,000      | —  | —            | 97,045      | 100.000  |
| 百分數<br>%               | 98.970    | 1.030      | —  | —            | 100.000     |          |

## 道清鐵路

## Taokow Chinghua Railway

| 站名<br>Stations | 煤<br>Coal | 焦炭<br>Coke | 泥土沙石<br>Earth, Clay,<br>Sand and<br>Stones | 其他<br>Others | 共計<br>Total | 百分數<br>% |
|----------------|-----------|------------|--|--------------|-------------|----------|
| 李河<br>Liho     | 18,480    | —          | —  | —            | 18,480      | 28.068   |
| 李封<br>Lifeng   | 22,142    | —          | —  | —            | 22,142      | 33.630   |
| 常口<br>Shangkow | 22,584    | —          | —  | —            | 22,584      | 34.301   |
| 柏山<br>Paishan  | 2,514     | —          | —  | —            | 2,514       | 3.819    |
| 清化<br>Chinghua | 120       | —          | —  | —            | 120         | 0.182    |
| 共計<br>Total    | 65,840    | —          | —  | —            | 65,840      | 100.000  |
| 百分數<br>%       | 100.000   | —          | —  | —            | 100.000     |          |



隴海鐵路  
Lung-Hai Railway

| 站名<br>Stations     | 煤<br>Coal | 焦炭<br>Coke | 泥土沙石<br>Earth, Clay,<br>Sand and<br>Stones. | 其他<br>Others | 共計<br>Total | 百分數<br>% |
|--------------------|-----------|------------|---|--------------|-------------|----------|
| 徐州<br>Suchowfu     | 710       | —          | 375   | —            | 1,085       | 3.474    |
| 鄭州<br>Cuengchow    | 16,650    | 95         | 830   | —            | 17,575      | 56.267   |
| 鐵爐<br>Tieh'u       | —         | —          | 20  | —            | 20          | 0.064    |
| 榮陽<br>Yungyang     | 855       | —          | —   | —            | 855         | 2.737    |
| 榮縣<br>Kunghsien    | 2,510     | —          | 650   | —            | 3,160       | 10.117   |
| 孝義<br>Siaoyi       | —         | —          | 2,120                                       | —            | 2,120       | 6.787    |
| 黑石關<br>Heishihkwan | 2,310     | —          | —   | —            | 2,310       | 7.396    |
| 新安縣<br>Sinanhsien  | 390       | —          | —   | —            | 390         | 1.249    |
| 義馬<br>Iuna         | 1,400     | —          | —   | —            | 1,400       | 4.482    |
| 觀音堂<br>Kwanyintang | 1,810     | —          | 400   | —            | 2,240       | 7.171    |
| 硤石驛<br>Siashihyi   | —         | —          | 80  | —            | 80          | 0.256    |
| 共計<br>Total        | 26,665    | 95         | 4,475                                       | —            | 31,235      | 100.000  |
| 百分數<br>%           | 85.369    | 0.304      | 14.327                                      | —            | 100.000     |          |

## 湘鄂鐵路

## Huph Hunan Railway

| 站名<br>Stations     | 煤<br>Coal | 焦炭<br>Coke | 泥土沙石<br>Earth, Clay,<br>Sand and<br>Stones | 其他<br>Others | 共計<br>Total | 百分數<br>% |
|--------------------|-----------|------------|--|--------------|-------------|----------|
| 醴陵<br>Liling       | 1,484     | 2,830      | —  | —            | 4,314       | 22.918   |
| 映山口<br>Hsiashankow | 80        | —          | 254  | —            | 334         | 1.774    |
| 青山鋪<br>Chingshanpu | 4,426     | —          | —  | —            | 4,426       | 23.512   |
| 安源<br>Nganyuen     | 6,824     | 2,926      | —  | —            | 9,750       | 51.796   |
| 共計<br>Total        | 12,814    | 5,756      | 254  | —            | 18,824      | 100.000  |
| 百分數                | 68.073    | 30.578     | 1.349                                      | —            | 100.000     |          |

## 膠濟鐵路

## Kiao-Tsi Railway

| 站名<br>Stations        | 煤<br>Coal | 焦炭<br>Coke | 泥土沙石<br>Earth, Clay,<br>Sand and<br>Stones | 其他<br>Others | 共計<br>Total | 百分數<br>% |
|-----------------------|-----------|------------|--|--------------|-------------|----------|
| 坊子<br>Fangtzu         | 3,285     | —          | —  | —            | 3,285       | 2.253    |
| 王村<br>Wang'sun        | 595       | —          | —  | —            | 595         | 0.408    |
| 普集<br>Puchi           | 1,350     | —          | —  | —            | 1,350       | 0.926    |
| 明水<br>Mingshui        | 240       | 75         | —  | —            | 315         | 0.216    |
| 棗園莊<br>Tsaoyuanchuang | 900       | 30         | —  | —            | 930         | 0.638    |
| 南定<br>Nanting         | 3,100     | —          | —  | —            | 3,100       | 2.126    |
| 嶺山<br>Hungshan        | 41,095    | —          | —  | —            | 41,095      | 28.186   |
| 大嶗崙<br>Takunlun       | 21,375    | —          | 30   | —            | 21,405      | 14.682   |
| 博山<br>Poshan          | 69,165    | 1,695      | 2,863                                      | —            | 73,723      | 50.565   |
| 共計<br>Total           | 141,105   | 1,800      | 2,893                                      | —            | 145,798     | 100.000  |
| 百分數                   | 96.781    | 1.235      | 1.984                                      | —            | 100.000     |          |

# 中華國有鐵路員工統計

(民國二十三年四月份)

| 類別<br>Classification<br>路名<br>Railways         | 營業公里<br>Kilometre of<br>line<br>operated | 員工人數<br>Number of<br>employees | 工作鐘點<br>Hours<br>Worked | 平均每營業公<br>里員工人數<br>Average<br>number of<br>employees<br>per kilometre<br>of line<br>operated | 平均每延人<br>鐘點之工資<br>Average<br>labor cost pe<br>man hour |
|--|--|--------------------------------|-------------------------|--|--|
| 平 漢<br>Peiping Hanlow                          | 1,324.00                                 | 24,708                         | 200                     | 18.66  | 15.69  |
| 北 甯<br>Peiping Liaoning                        | 465.76                                   | 17,236                         | 150                     | 37.01  | 20.86  |
| 津 浦<br>Tientsin Pukow                          | 1,110.00                                 | 21,926                         | 150                     | 19.75  | 19.68  |
| 京 滬<br>Nanking Shanghai                        | 614.00                                   | 14,398                         | 200                     | 23.45  | 20.62  |
| 滬 杭 甬<br>Shanghai Hangchow Ningpo              |  |                                |                         |  |  |
| 平 綏<br>Peiping Suiyuan                         | 877.05                                   | 12,485                         | 150                     | 14.24  | 14.86  |
| 正 太<br>Cheng-Tai                               | 243.00                                   | 3,015                          | 195                     | 12.82  | 19.40  |
| 道 清<br>Taokow Chinghua                         | 152.44                                   | 2,171                          | 261                     | 14.24  | 11.03  |
| 隴 海<br>Lung-Hai                                | 923.00                                   | 9,986                          | 194                     | 10.82  | 13.24  |
| 廣 九<br>Canton Kowloon                          | 513.00                                   | 5,597                          | 200                     | 10.91  | 13.47  |
| 湘 鄂<br>Hupeh Hunan                             | 143.00                                   | 1,723                          | 200                     | 12.05  | 19.79  |
| 膠 濟<br>Kiao-Tsi                                | 469.00                                   | 10,095                         | 197                     | 21.52  | 18.51  |
| 南 潯<br>Nanchang Kiukiang                       | 128.00                                   | 1,648                          | 193                     | 12.88  | 12.02  |
| 粵 漢 南 段<br>(Canton Hen ow<br>Southern Section) | 274.00                                   | 3,893                          | 232                     | 14.21  | 12.66  |
| 十四路共計<br>Total for 14 lines                    | 7,236.25                                 | 128,881                        | 2,522                   | 17.81  | 17.17  |

CHINESE NATIONAL RAILWAYS. STATEMENT OF EMPLOYEES  
FOR THE MONTH OF APRIL, 1934.

| 薪俸佔報總<br>數之百分率<br>Per cent of<br>payment for<br>time worked<br>to total<br>compensaton<br>received | 營業進款<br>Operating<br>Revenue | 員工薪報佔營<br>業進款百分率<br>Per cent of<br>total compen-<br>sation to<br>operating<br>revenue | 營業用款<br>Operating<br>Expenses | 員工薪報佔營<br>業用款百分率<br>Per cent of<br>total compen-<br>sation to<br>operating<br>expenses | 附註<br>Remarks   |
|--|------------------------------|---|-------------------------------|--|---|
| 85.16  | 1,856,728.68                 | 39.05   | 1,708,985.39                  | 53.29  |   |
| 93.68  | 2,346,889.95                 | 22.98   | 686,256.24                    | 83.89  | 北甯路營業里程由北平至<br>山海關爲止  |
| 93.79  | 1,744,887.00                 | 29.55   | 1,416,860.00                  | 48.71  | Operating Kilomet-<br>rage of P. L. Ry.<br>between Peiping and<br>Shanhaikwan Only. |
| 88.83  | 1,955,244.35                 | 24.19   | 1,305,700.00                  | 51.20  |   |
| 91.93  | 917,518.60                   | 33.00   | 882,884.85                    | 34.30  | 津浦路營業進款及用款係根<br>據本月份現金收支之約數   |
| 89.03  | 348,000.00                   | 36.80   | 278,081.30                    | 46.06  | Operating Revenue<br>and Expenses of T.<br>P. R. are approxi-<br>mate only.         |
| 86.21  | 301,001.52                   | 24.09   | 156,008.93                    | 46.48  |   |
| 83.62  | 853,394.27                   | 35.96   | 807,598.34                    | 38.00  | 京滬滬杭甬各關係包括<br>兩路共有之數  |
| 95.75  | 293,940.00                   | 53.58   | 264,303.00                    | 59.59  | N. S. & S. H. N.<br>figures are combined  |
| 88.99  | 197,006.50                   | 38.89   | 173,874.97                    | 44.07  |   |
| 81.35  | 1,218,537.81                 | 37.14   | 974,730.00                    | 46.43  | 南潯路用款概未給所列九<br>萬元係概數  |
| 85.47  | 173,964.56                   | 25.71   | 90,000.00                     | 49.69  | Nanchang Kiukiang<br>operating expenses<br>are approximate only.                    |
| 95.95  | 462,817.60                   | 25.75   | 289,792.00                    | 41.13  |   |
| 88.93  | 12,669,930.84                | 35.56   | 9,035,075.02                  | 49.87  |   |

